

CHICO STATE COACHING RECORDS

ALL-TIME BASEBALL COACHING CHRONOLOGY

Coach	Season	Years	Overall				Conference			
			W	L	T	Pct	W	L	T	Pct
Roy Bohler	(1947-63)	17	245	167	1	.594	117	69	0	.629
Dick Marshall	(1964-69)	6	79	96	0	.451	30	52	0	.366
Don Miller	(1970-84)	15	332	310	5	.517	187	170	1	.524
Dale Metcalf	(1985-93)	9	191	227	0	.457	121	135	0	.473
Lindsay Meggs	(1994-06)	13	538	228	4	.701	316	153	1	.673
Dave Taylor	(2007)	1	47	15	0	.758	25	11	0	.574
Totals		61	1432	1043	10	.579	796	590	2	.574

*George Sperry and then Art Acker coached the baseball team prior to 1927, but no records were kept. There was no team from 1927-1946.

Chico State Baseball Conference Champions

Year	Coach	Conference
1925	Acker	CCC
1926	Acker	CCC
1948	Bohler	FWC
1949	Bohler	FWC
1950	Bohler	FWC
1952	Bohler	FWC
1953	Bohler	FWC
1954	Bohler	FWC (tie)
1959	Bohler	FWC (tie)
1978	Miller	FWC (tie)
1983	Miller	NCAC (tie)
1985	Metcalf	NCAC
1987	Metcalf	NCAC
1996	Meggs	NCAC
1997	Meggs	NCAC
1998	Meggs	NCAC (tie)
1999	Meggs	CCAA
2000	Meggs	CCAA
2002	Meggs	CCAA
2004	Meggs	CCAA
2005	Meggs	CCAA
2006	Meggs	CCAA

CCC - California Coast Conference

FWC - Far Western Conference (1947-1982)

NCAC - Northern California Athletic Conference (1983-1998)

CCAA - California Collegiate Athletic Association (1999-present)

CCAA Regular Season Titles (1999, 2000, 2002, 2005)

CCAA Championship Tournament Titles (2000, 2004, 2006)

NCAA Tournament Berths (1978, 1987, 1996, 1997, 1998, 1999, 2000, 2002, 2004, 2005, 2006, 2007)

NCAA Tournament Regional Titles (1997, 1998, 1999, 2002, 2004, 2005, 2006)

NCAA Championship Tournament finalists (1997, 1999, 2002, 2006)

NCAA National Championships (1997, 1999)

YEAR-BY-YEAR MODERN DAY BASEBALL COACHING RECORDS

Year	Coach	Overall				Conference				Place
		W	L	T	Pct.	W	L	T	Pct.	
1947	Roy Bohler	10	8	0	.556	5	5	0		2nd
1948	Roy Bohler	13	5	0	.722	10	4	0		1st
1949	Roy Bohler	27	7	0	.794	14	2	0		1st
1950	Roy Bohler	20	5	0	.800	14	2	0		1st
1951	Roy Bohler	6	15	0	.286	5	5	0		2nd
1952	Roy Bohler	15	14	0	.517	10	2	0		1st
1953	Roy Bohler	18	6	0	.750	10	0	0		1st
1954	Roy Bohler	18	4	0	.818	8	2	0		1st-T
1955	Roy Bohler	16	7	0	.696	7	3	0		2nd
1956	Roy Bohler	7	14	0	.333	3	7	0		4th
1957	Roy Bohler	9	15	0	.375	3	7	0		5th
1958	Roy Bohler	18	6	0	.708	7	3	0		2nd
1959	Roy Bohler	18	10	0	.643	8	2	0		1st-T
1960	Roy Bohler	17	12	1	.583	6	4	0		3rd
1961	Roy Bohler	14	12	0	.538	4	6	0		4th-T
1962	Roy Bohler	11	16	0	.407	1	9	0		6th
1963	Roy Bohler	8	11	0	.421	2	6	0		4th
Bohler totals - 17 yrs		245	167	1	.594	117	69	0		.629
1964	Dick Marshall	6	20	0	.231	1	9	0		.100
1965	Dick Marshall	12	13	0	.480	4	8	0		.333
1966	Dick Marshall	12	18	0	.400	2	10	0		.167
1967	Dick Marshall	13	18	0	.419	7	7	0		5th-T
1968	Dick Marshall	18	12	0	.600	6	8	0		.429
1969	Dick Marshall	18	15	0	.545	10	10	0		.500
Marshall totals - 6 yrs		79	96	0	.451	30	52	0		.366
1970	Don Miller	13	21	0	.382	5	10	0		5th-T
1971	Don Miller	20	19	0	.513	11	7	0		3rd
1972	Don Miller	22	18	0	.550	10	8	0		4th
1973	Don Miller	24	17	0	.585	8	10	0		.444
1974	Don Miller	24	18	0	.571	9	9	0		4th-T
1975	Don Miller	20	21	1	.488	5	8	0		5th
1976	Don Miller	16	28	0	.364	5	11	0		6th
1977	Don Miller	19	26	0	.422	11	7	0		2nd-T
1978	Don Miller	22	19	3	.534	13	5	0		1st-T
1979	Don Miller	22	22	0	.500	18	18	0		5th
1980	Don Miller	27	20	0	.574	18	15	0		3rd
1981	Don Miller	29	19	0	.604	19	14	0		3rd
1982	Don Miller	21	28	0	.429	13	22	0		5th
1983	Don Miller	26	13	1	.663	22	10	1		1st-T
1984	Don Miller	27	21	0	.563	20	16	0		3rd
Miller totals - 15 yrs		332	310	5	.517	187	170	1		.524
1985	Dale Metcalf	26	24	0	.520	20	10	0		1st-T
1986	Dale Metcalf	21	23	0	.477	13	15	0		.464
1987	Dale Metcalf	35	17	0	.673	26	4	0		1st
1988	Dale Metcalf	24	23	0	.511	16	12	0		.571
1989	Dale Metcalf	21	29	0	.420	9	18	0		.333
1990	Dale Metcalf	23	22	0	.511	10	16	0		.385
1991	Dale Metcalf	19	20	0	.487	12	14	0		4th
1992	Dale Metcalf	15	31	0	.326	11	15	0		.423
1993	Dale Metcalf	7	38	0	.156	4	31	0		6th
Metcalf totals - 9 yrs		191	227	0	.457	121	135	0		.473
1994	Lindsay Meggs	26	27	0	.491	15	20	0		3rd
1995	Lindsay Meggs	29	25	2	.537	18	17	0		3rd
1996	Lindsay Meggs	43	17	0	.717	25	10	0		1st
1997	Lindsay Meggs	52	11	0	.825	30	5	0		1st
1998	Lindsay Meggs	37	17	0	.685	23	12	0		1st-T
1999	Lindsay Meggs	50	17	0	.746	28	12	0		2nd
2000	Lindsay Meggs	45	12	0	.789	30	7	0		1st
2001	Lindsay Meggs	35	16	0	.686	25	12	0		2nd
2002	Lindsay Meggs	55	10	0	.846	33	7	0		1st
2003	Lindsay Meggs	36	18	0	.667	24	14	0		2nd
2004	Lindsay Meggs	42	21	1	.667	23	15	1		1st
2005	Lindsay Meggs	42	16	1	.720	24	11	0		1st
2006	Lindsay Meggs	46	21	0	.687	18	11	0		4th
Meggs totals - 13 yrs		538	228	4	.701	316	153	1		.673
2007	Dave Taylor	47	15	0	.758	25	11	0		2nd
'Cats totals - 61 yrs		1432	1043	10	.579	796	590	2		.574

RECORD VS. OPPONENTS SINCE 1994

	Win	Loss	Tie	Last Win	Last Loss
Adelphi	1	0	0	11-3 (5/24/99)*	-----
Agustana College	4	0	0	9-8 (3/21/01)	-----
Ashland University	1	0	0	8-4 (5/29/06)*	-----
Azusa Pacific	5	1	1	7-2 (2/8/02)	2-4 (2/6/01)
Bethany College	1	1	0	7-3 (4/9/02)	2-3 (4/5/06)
Biola University	9	2	1	7-0 (4/7/07)	1-14 (2/4/04)
Cal Poly Pomona	31	20	0	14-12 (3/25/07)	3-4 (4/1/06)
CSU Dominguez Hills	37	11	1	16-1 (4/29/07)	1-2 (3/11/06)
CSU Hayward	27	11	0	9-6 (4/23/01)	7-8 (4/26/98)
CSU Los Angeles	28	13	1	9-7 (5/17/07)*	0-1 (3/11/07)
CSU Monterey Bay	7	1	0	15-6 (3/4/07)	2-3 (4/6/06)
CSU San Bernardino	23	12	0	4-3 (2/25/07)	7-9 (2/23/07)
CSU Stanislaus	55	19	0	8-7 (3/31/07)	2-4 (4/1/07)
Central Missouri State	2	0	0	13-12 (2/11/06)*	-----
Central Oklahoma	1	0	0	13-12 (5/31/97)*	-----
Central Washington	1	0	0	14-6 (3/21/94)	-----
Colorado State Pueblo	5	2	0	20-4 (2/9/07)	6-7 (5/19/96)
Columbus State	0	1	0	-----	3-5 (6/2/02)*
Concordia University	5	0	0	5-2 (2/7/04)	-----
Delta State	0	1	0	-----	0-3 (5/28/05)*
Dixie State College	1	0	0	7-4 (2/9/07)	-----
Emporia State	1	0	0	2-1 (5/28/06)*	-----
Florida Southern	0	1	0	-----	0-4 (5/30/05)*
Fort Hays State	4	3	0	5-3 (5/18/06)	2-5 (5/20/00)
Fresno Pacific	2	0	0	4-3 (4/15/06)	-----
George Fox University	4	2	0	8-1 (2/16/95)	2-7 (3/23/94)
Gonzaga	0	2	0	-----	3-2 (2/26/95)
Grand Canyon University	23	6	0	9-3 (4/17/05)	2-7 (2/14/04)
Grand Valley State U.	0	1	0	-----	1-2 (5/22/04)*
Hawaii Pacific	22	4	0	10-1 (2/3/07)	2-5 (2/1/06)
Kennesaw State	2	1	0	11-5 (5/29/99)*	5-15 (5/28/98)*
Kutztown University	1	0	0	6-1 (5/27/02)*	-----
Lewis-Clark State	1	1	0	5-1 (2/24/95)	3-11 (2/25/95)

	Win	Loss	Tie	Last Win	Last Loss
Master's College	2	1	0	11-5 (3/16/06)	3-4 (3/17/06)
Menlo College	4	0	0	16-4 (3/4/97)	-----
Mesa State	5	2	0	12-5 (2/12/06)	8-9 (5/19/07)*
Millersville	1	0	0	6-5 (5/27/98)*	-----
Montevallo	1	0	0	9-5 (6/1/06)*	-----
Nebraska-Kearney	1	0	0	3-0 (5/19/07)*	-----
Nebraska-Omaha	1	0	0	5-3 (2/10/06)	-----
Nevada-Reno	0	1	0	-----	3-8 (4/12/94)
New Mexico Highlands	1	0	0	15-7 (2/11/07)	-----
Oregon Tech	16	1	0	11-8 (2/18/07)	6-7 (1/31/04)
Patten College	7	0	0	12-4 (3/19/97)	-----
Point Loma Nazarene	1	1	0	10-1 (2/6/03)	1-2 (2/5/04)
Rockhurst University	2	0	0	7-2 (5/27/99)*	-----
Rollins	0	1	0	-----	3-10 (5/24/04)*
Sacramento State	6	2	0	17-7 (3/28/00)	2-4 (2/5/95)
San Francisco State	52	21	0	4-2 (4/16/07)	2-6 (4/13/07)
Simpson College	2	0	0	24-0 (3/2/99)	-----
SIU-Edwardsville	1	0	0	25-5 (5/25/97)*	-----
Sonoma State	56	31	0	3-0 (5/6/07)	1-7 (5/11/07)
St. Martin's	3	0	0	20-10 (3/20/98)	-----
Tampa	1	1	0	5-3 (5/27/97)*	2-3 (6/3/06)
Texas Wesleyan	1	0	0	20-12 (5/18/00)*	-----
UC Davis	32	35	0	6-4 (5/9/03)	5-8 (3/7/04)
UC Riverside	8	3	0	11-9 (3/12/00)	6-8 (3/11/00)
UC San Diego	18	12	0	16-4 (4/22/07)	6-8 (5/11/07)
UMass-Lowell	2	0	0	8-4 (5/31/02)*	-----
UOP	1	1	0	4-3 (2/6/96)	5-8 (3/15/94)
U. of San Francisco	0	2	0	7-8 (2/19/97)	-----
West Georgia	0	1	0	-----	2-5 (5/23/98)*
Western Oregon	41	8	0	10-3 (3/18/07)	7-8 (4/13/06)
Westmont	2	1	0	15-3 (3/28/01)	0-7 (3/27/01)
Willamette University	12	2	0	10-3 (3/20/02)	2-3 (3/22/00)

*Denotes NCAA D-II Championship Tournament game.

CHICO STATE BASEBALL INDIVIDUAL ACCOLADES

National Player of the Year
Steve Gotowala 1997

National Defensive Player of the Year
Joseph Ramos 2005

College World Series MVP
John-Eric Hernandez 1999

National Coach of the Year
Lindsay Meggs 1997, 1999

All-American Selections

First Team

Bob Matta 1987
Steve Gotowala 1997
Rich Gregory 1997
Josh Osborn 1997, 1998
Brian Grover 1999
John-Eric Hernandez 1999
Joseph Ramos 2005

Second Team

John Soldate 1997
Rich Gregory 1998
Dale Thayer 2002
Nick Burger 2004
Nick Bryant 2006

Third Team

Nate Palmer 1996
Jason Cly 1999
Luke Neel 1999
Brian Thomas 2002
Marcus Martinez 2006

1997 National Player of the Year Steve Gotowala




West Region Coach of the Year
Lindsay Meggs 1997-99, 2002, 2004

West Region Pitcher of the Year
John-Eric Hernandez 2000

West Region Player of the Year
Nate Palmer 1996
Steve Gotowala 1997

ABCA/Rawlings Regional Gold Glove
Robby Scott - 2B 2007

2005 All-American and National Defensive Player of the Year Joseph Ramos



All-West Region Selections

First Team

Bob Matta 1987
Tom Moss 1987
Mike Enemark 1994
Craig Edwards 1996
Tim Hairston 1996
Nate Palmer 1996
Rich Gregory 1997, 1998
John-Eric Hernandez 1997, 2000
Steve Gotowala 1997
Josh Osborn 1997, 1998
Luke Neel 1999
Jason Cly 1999
Brian Grover 1999
Bao-nhan Vinh 2000
Ryan Tash 2002
Brian Thomas 2002
Dale Thayer 2002
Steve Newson 2003
Ivan Hernandez 2003
Brian Kroll 2004
Nick Burger 2004, 2005
Joseph Ramos 2005
Nick Bryant 2006, 2007
Marcus Martinez 2006
Billy Spottiswood 2007

Second Team

John Hennessey 1985
Cris Kocman 1987
Barry Miller 1987
Ross Gotwals 1994
Gregg Sheren 1995
Carlos Quinones 1995
Gary DeMatteis 1995
Steve Gotowala 1996
Chris Devlin 1996
Jason Bedrosian 1996
Dave Mallas 1997
Dan Winterberg 1998
Bao-nhan Vinh 1999
John Moylan 2002
Johnny Molina 2002
Greg Gonzalez 2005
Kris Krise 2005
Tim Thompson 2005
Daniel Code 2007
Robby Scott 2007
Edgar Sedano 2007

CHICO STATE BASEBALL INDIVIDUAL ACCOLADES

Conference Coach of the Year	Marty Mathiesen	1980	Canaan Price	1998	
Don Miller	1978	Bill Lindberg	1980	Luis Sanchez	1998
Dale Metcalf	1987	Steve Carroll	1980	TJ Villegiante	1998
Lindsay Meggs	1996-98, 2002, 2005	Chuck Caruso	1982	Mike Hartman	1998
		Brian Herrgard	1982	Dan Winterberg	1998
		Scott Klingbeil	1983	Luke Neel	1999
Conference Player of the Year	Mark Vanderhuval	1983	Bao-nhan Vinh	1999, 2000	
Bob Matta	1987	Brian Schneider	1983	Jason Cly	1999
Nate Palmer	1996	Curt Schoelkopf	1985	Brian Grover	1999
Steve Gotowala	1997	John Hennessy	1985	Derek Cordell	2000
Rich Gregory	1998	Steve Vidales	1985	Robby Poole	2002
		Jeff Boehlert	1987	Dale Thayer	2002
		Tom Moss	1987	Brian Thomas	2002
Conference Pitcher of the Year	Mike Sheehan	1987	Steve Newson	2003	
Marty Mathiesen	1980	Scott Akeson	1987	Ivan Hernandez	2003
Co-John Hennessey	1985	Bob Matta	1987	Brian Kroll	2004
Co-Steve Vidales	1985	Chris Kocman	1987	Kris Krise	2005
Tom Moss	1987	Barry Miller	1987	Nick Burger	2005
Craig Edwards	1996	Mike Nabors	1990	Joseph Ramos	2005
Josh Osborn	1997, 1998	Kevin Miller	1990	Greg Gonzalez	2005
John-Eric Hernandez	2000	Adam Cano	1991	Nick Bryant	2006, 2007
		Ross Gotwals	1994	Marcus Martinez	2006
		Mike Enemark	1994	Daniel Code	2007
First-Team All Conference	Aaron Quinn	1995	Robby Scott	2007	
Jim Johnson	1967	Gary DeMatteis	1995	Edgar Sedano	2007
Bill Caldwell	1967	Gregg Sheren	1995		
Lynn Sparks	1967	Carlos Quinones	1995, 1996		
Dave Marshall	1971	Nate Palmer	1996		
Mark Boskovich	1972	Tim Hairston	1996		
Jim McShane	1972	Steve Gotowala	1996, 1997		
Elgin Williams	1972	Craig Edwards	1996		
Rick Contente	1974-75	Chris Devlin	1996		
Bob Clements	1975	Jason Bedrosian	1996		
Frank Martinez	1977	John-Eric Hernandez	1997, 2000		
Jim Shattock	1977	Josh Osborn	1997, 1998		
Greg Miller	1978	John Soldate	1997		
John Balderama	1978	Rich Gregory	1997, 1998		
Bob Ballew	1979-80	Dave Mallas	1997		

WILDCAT BASEBALL INDIVIDUAL RECORDS

Career Batting Records:

Most At-bats.....	Jeff Walker	733.....	2002-05
Most Hits.....	Jeff Walker	226.....	2002-05
Best BA (min. 250 AB).....	Steve Gotowala397	1996-97
Most Runs	Jeff Walker	141.....	2002-05
Most SBs.....	Barry Miller.....	70.....	1985-87
Most RBIs	Steve Gotowala	151.....	1996-97
Most HRs	Rich Gregory.....	29.....	1997-98
Most 3Bs	Thom Eccleston.....	11.....	1984-85
Most 2Bs	Kevin Miller.....	52.....	1987-90
Most Total Bases.....	Kevin Miller.....	318.....	1987-90
Slugging %.....	Steve Gotowala679.....	1996-97
Hit By Pitch.....	Robby Poole.....	45.....	2001-02
Most Walks	Mike Barney.....	91.....	1986-88
Most Sacrifice Flies.....	Ryan Wulfert.....	13.....	2001-04
Most Sacrifice Flies.....	Ryan Wulfert.....	13.....	2001-04
Most Sacrifice Hits.....	Jeff Walker.....	58.....	2002-05
Longest Hitting Streak.....	Daniel Code.....	22.....	2007
Most Pinch Hits.....	Ryan Watson.....	10.....	2000-01
.....	Ryan Wulfert.....	10.....	2001-04
Most Strikeouts	Aaron Demuth.....	113.....	2006-07
Most Errors	Ed Evans	46.....	1988-89

Rich Gregory played from 1997-98 and blasted a Chico State career record 29 home runs. He also holds Chico State single-game records in home runs, RBI, and total bases.



Career Pitching Records:

Most Wins	John-Eric Hernandez..	41	1997-00
.....	Bush Dalrymple	33	1947-50
Win-Loss % (min. 18 dec.) ...	Phil Derryman895	1999-00
Lowest ERA (min. 100 IP)...	Bob Ulrich.....	1.78	1966-67
Most Innings Pitched	J-E Hernandez.....	402.2	1997-00
Most Strikeouts	J-E Hernandez.....	334	1997-00
Most Saves	Nick Burger.....	29	2004-05
Most Apperances.....	J-E Hernandez.....	75	1997-00
Most Games Started.....	J-E Hernandez.....	56	1997-00
Most Complete Games.....	Tom Moss.....	19	1987-88
No-hitters	None		

Season Batting Records:

Most At-bats.....	Steve Gotowala	256.....	1997
Most Hits.....	Steve Gotowala	108.....	1997
Best BA (min. 125 AB).....	Steve Gotowala422.....	1997
Most Runs per game	David Mallas.....	1.59.....	1997
Most Runs	David Mallas.....	94.....	1997
Most SBs.....	Tim Hairston	33.....	1996
Most RBIs	Steve Gotowala	97.....	1997
Most HRs	Steve Gotowala	20.....	1997
Most 3Bs	Jim Doss.....	7.....	1981
.....	Thom Eccleston.....	7.....	1985
.....	Robby Poole.....	7.....	2002
Most 2Bs	Steve Gotowala	28.....	1997
Most Total Bases.....	Steve Gotowala	202.....	1997
Slugging %.....	Steve Gotowala789.....	1997
On Base %.....	Dave Mallas.....	.513.....	1997
Hit By Pitch.....	Robby Poole.....	28.....	2002
Most Walks	Bob Matta.....	46.....	1987
Most Sacrifice Flies.....	Ryan Wulfert.....	8.....	2003
Most Sacrifice Hits.....	Jeff Walker.....	18.....	2002
Most Pinch Hits.....	Ryan Watson.....	7.....	2000
Most Strikeouts	Aaron Demuth.....	62.....	2007
Most Errors	Ray Baradat.....	29.....	1986

Season Pitching Records:

Most Wins (season).....	Tom Moss.....	14	1987
Lowest ERA (min. 50 IP)....	Al Ferrer	1.23	1966
ERA (career-min. 100 IP) ...	Bob Ulrich.....	1.78	1966-67
Most Appearances.....	John Soldate	35	1997
Most Innings Pitched	Brian Kroll	134.1	2004
Most Strikeouts	J-E Hernandez.....	108	1999
Most Wild Pitches	Josh Osborn.....	12	1997
Most Hit Batters.....	Dave Morrow	12	1988
.....	Craig Edwards.....	12	1996
Most Saves	John Soldate	15	1997
.....	Nick Burger.....	15	2005
Complete-Game Shutouts ...	Bob Scott.....	3	1973
Complete Games.....	Bush Dalrymple	11	1949
Games Started	Josh Osborn.....	19	1997
Winning % (min. 10 dec.)....	Bush Dalrymple	11-0	1949
Lowest H/9 IP	Lynn Sparks.....	5.62	1967
Lowest BB/9 IP	Brian Grover.....	0.90	1999
Highest K/BB Ratio	Brian Grover.....	9.43:1	1999
Highest K/9 IP.....	Ivan Hernandez.....	9.06	2003
No-hitters	None		



Relief pitcher Brian Grover set Chico State records for fewest walks per nine innings pitched and most strikeouts per nine innings in 1999.


WILDCAT BASEBALL INDIVIDUAL GAME RECORDS

Single-Game Batting Records:

Most At-bats.....	7x. Last Jerin Harper. 7.....	5/29/06
Most Hits.....	Ryan Wulfert.....	6.....4/21/01
.....	Daniel Code.....	6.....2/11/06
Most Runs.....	6x. Last Matt Bitker..	5.....2/11/07
Most SBs.....	Beau Johnson.....	4.....3/15/97
Most RBIs.....	Rich Gregory.....	8.....2/25/98
Most HRs.....	Rich Gregory.....	3.....2/4/97
Most 3Bs.....	David Mallas.....	2.....3/29/97
.....	Joseph Ramos.....	2.....3/20/05
Most 2Bs.....	4x. Last Cody Smith..	3.....2/7/04
Most Total Bases.....	Rich Gregory.....	12.....2/4/97
Hit By Pitch.....	Carlos Quinones.....	4.....2/18/95
Most Walks.....	3x. Last Ryan Tash....	4.....1/30/02
Most Sacrifice Flies.....	7x. Last Daniel Code..	2.....2/17/07
Most Sacrifice Hits.....	Tim Brockway.....	3.....5/30/96
Hit for the Cycle.....	Robby Poole.....	3/1/02
.....	Greg Finazzo.....	4/29/07
Most Strikeouts.....	3x. Last Rich Gregory4.....	4/10/97
Most Runners LOB.....	2x. Chris Sweeney.....	9.....3/4/06
Most Errors.....	Erik Lazerus.....	5.....2/16/96

Single-Game Pitching Records:

Most IP (game).....	27x. Last G. Rieck.....	9.0.....	2004
Most Ks (game).....	Kyle Gibson.....	14....	2/3/07
.....	Billy Spottiswood.....	14..	4/28/07
Most Wild Pitches (game)....	Josh Osborn.....	4.....	5/27/97
Most Hit Batters (game).....	Many Players.....	2.....	
CG Shutouts (9 IP).....	Last Garrett Rieck....	17x..	5/19/07
Fewest Hits Allowed (9 IP)..	Garrett Rieck.....	2..	5/19/07
Fewest Hits Allowed (7 IP)..	Craig Edwards.....	1..	4/20/96
.....	Brian Kroll.....	1....	2/8/03
Most Consecutive K's (game)	J-E Hernandez.....	8....	3/5/99
Most Hits allowed (game)....	9x. Billy Spottiswood..	13..	5/18/07
No-hitters.....	None		



Robby Poole became the first Wildcat ever to hit for the cycle on March 1, 2002 against Sonoma State. He also holds Chico State's single-season and career hit-by-pitch records.

SEASON BATTING RECORDS

(Minimum 100 at bats)

Batting Average	
.422	Steve Gotowala1997
.413	Ryan Wulfert2001
.398	Bob Clements1975
.398	Dave Mallas1997
.396	Mike Barney1988
.396	Rich Gregory1997
.394	Rich Gregory1998
.393	Curt Schoelkopf1986
.393	Bob Matta1987
.391	Clayton Gunn1984

Doubles	
28	Steve Gotowala1997
22	Daniel Code2006
20	Luis Sanchez1999
19	Bob Matta1987
19	Kevin Miller1988
19	Kevin Miller1990
19	Bao-nhan Vinh1999
18	Five players
	Last Daniel Code2007

Triples	
7	Jim Doss1981
7	Robby Poole2002
6	Ken Clayton1981
5	Lyle Olsen1949
4	Nine players
	Last Jeff Walker2005

Bases on Balls	
46	Bob Matta1987
44	Edgar Sedano2007
43	Chris Kocman1987
42	Mike Barney1987
39	Ross Gotwals1994
39	Dave Mallas1997
39	Aaron Demuth2007
38	Scott Blanchard1974
37	Mike Barney1988
35	Thom Eccleston1985
35	Steve Simpson1985

SB-A Stolen Bases	
33-39	Tim Hairston1996
28-29	Scott Blanchard1974
27-38	Barry Miller1987
27-36	Greg Gonzalez2005
24-29	Matt Synhorst2000
22-24	Barry Miller1985
22-28	Barry Miller1986
21-21	Bob Clements1974
20-23	Thom Eccleston1985
19-23	Doug Thomas1999

Sacrifice Flies	
8	Ryan Wulfert2003
7	Greg Gonzalez2005
7	Daniel Code2007
6	Chris Kocman1987
6	Rich Gregory1998
5	Seven players
	Last Lorin Nakagawa2007

Pinch Hits	
7	Ryan Watson2000
6	Ryan Wulfert2003
4	Steve Guerrero1999
4	Christian Franco2000
4	Luke Neel2000
4	Mike Anderson2001
4	Rich Janeway2002
3	17 players.

Runs	
94	Dave Mallas1997
77	Brian Carlson1997
74	Steve Gotowala1997
70	Robby Scott2007
69	Robby Poole2002
67	Ryan Tash2002
63	Bao-nhan Vinh2000
61	Rich Gregory1997
60	Matt Synhorst2000
60	Joseph Ramos2004

Runs Batted In	
97	Steve Gotowala1997
87	Rich Gregory1997
69	Luis Santiago1999
65	Nate Palmer1996
64	Daniel Code2007
63	Steve Newson2002
63	Edgar Sedano2007
60	Rich Gregory1998
56	Orin Hirschhorn1997

Total Bases	
202	Steve Gotowala1997
154	Rich Gregory1997
141	Daniel Code2006
131	Luis Sanchez1999
131	Edgar Sedano2007
129	Bao-nhan Vinh1999
129	Jerin Harper2006
125	Steve Newson2002
125	Ryan Tash2002
123	Bao-nhan Vinh2000
123	Robby Poole2002

Hit By Pitch	
28	Robby Poole2002
23	Jerin Harper2006
22	Tim Hairston1996
20	Shanin Veronie1999
17	Doug Thomas1999
17	Casey Glynn1999
17	Robby Poole2001
17	Ryan Martin2005
17	Daniel Code2006
16	Daniel Code2007

Errors	
29	Ray Baradat1986
28	Joseph Ramos2004
26	Ed Evans1989
24	Erik Lazerus1995
23	Jim McShane1972
23	George Pena1999
22	Shanin Veronie1999
21	Kevin Miller1989
21	Jeff Carlson1990
21	Scott Joyce1992
21	Greg Sheren1994

Sacrifice Hits	
22	Jeff Walker2005
18	Jeff Walker2002
15	Scott Thomson2004
14	Brett Polan2003
11	Ryan Sasser1997
11	Jeff Walker2003
10	Five players
	Last Williams/Luna2006

Hits	
108	Steve Gotowala1997
96	Bao-nhan Vinh1999
90	Dave Mallas1997
87	Brian Carlson1997
87	Robby Poole2002
87	Daniel Code2006
86	Luis Sanchez1999
86	Brian Lucas2004
85	Greg Gonzalez2005
84	Rich Gregory1997
84	Robby Scott2007

Home Runs	
20	Steve Gotowala1997
16	Rich Gregory1997
14	Aaron Demuth2006
14	Aaron Demuth2007
13	Scott Akeson1987
13	Rich Gregory1998
13	Ryan Tash2002
12	Nate Palmer1996
12	Steve Newson2002
11	Edgar Sedano2007

On Base % (1994-present)	
.513	Dave Mallas1997
.506	Carlos Fletes2000
.497	Miguel Mendoza2002
.496	Edgar Sedano2007
.491	Ross Gotwals1994
.483	Robby Poole2002
.478	Rich Gregory1997
.476	Rich Gregory1998
.474	Dan Winterberg1998
.472	Ryan Wulfert2001
.472	Steve Gotowala1997

Slugging %	
.789	Steve Gotowala1997
.726	Rich Gregory1997
.712	Rich Gregory1998
.707	Mike Barney1988
.674	Scott Akeson1987
.667	Jeff Flores1986
.648	Dan Winterberg1998
.630	Luis Sanchez1998
.628	Mike Hartman1998
.626	Nate Palmer1996

Strikeouts	
62	Aaron Demuth2007
51	Aaron Demuth2006
50	Lorin Nakagawa2007
48	Brian Lucas2004
46	Chris Sweeney2006
41	Barry Miller1985
41	Doug Thomas1999
40	Barry Miller1987
40	Nate Palmer1996
39	Rich Gregory1997

At-Bats	
256	Steve Gotowala1997
252	Bao-nhan Vinh1999
249	Luis Sanchez1999
246	Daniel Code2006
243	Robby Scott2007
239	Brian Carlson1997
239	Joseph Ramos2004
236	Robby Poole2002
234	Jerin Harper2006
233	Ryan Tash2002

SEASON PITCHING RECORDS

Earned Run Average

1.23	Al Ferrer	1966
1.42	Lynn Sparks	1967
1.43	Alex Carbajal	2000
1.59	Bob Ulrich	1966
1.93	Marty Mathiesen	1980
2.00	Bob Ulrich	1967
2.00	Larry Jackson	1967
2.01	Tyler Moreland	1994
2.04	Kris Krise	2005
2.16	Ben Cayce	1968
2.22	Ivan Hernandez	2003
2.26	John Stam	1971
2.33	Fred Dreier	1969
2.33	Mike O'Sullivan	1981
2.38	Tim Thompson	2005

Appearances

35	John Soldate	1997
34	Brian Grover	1999
33	Elliott Tyson	2006
31	Brian Grover	2000
29	Nic Amanno	2003
29	Marcus Martinez	2007
27	Dale Thayer	2002
27	Nick Burger	2005
26	Tyler Moreland	1994
25	Six players	
	Last Jason Gillard	2007

Bases on Balls

58	Steve Copeland	1974
57	Bob Scott	1973
57	Jeff Boehlert	1986
56	Steve Vidales	1986
50	Randy Vrooman	1984
49	Don Bianchini	1975
48	John Hennessy	1984
46	Craig Edwards	1996
44	Steve Vidales	1985
42	Phil McCowen	1974

BB/9 Innings Pitched

0.90	Brian Grover	1999
1.17	Tyler Moreland	1994
1.21	Lynn Sparks	1967
1.35	Teddy Sutton	2001
1.40	Phil Derryman	2000
1.49	Billy Spottiswood	2007
1.53	Brian Thomas	2002
1.55	Jason Bedrosian	1995
1.58	Mike Terrones	1996
1.65	Nick Bryant	2006

Wild Pitches

12	Josh Osborn	1997
10	Aaron Petrich	1991
10	Frank Bowne	1991
9	Kyle Woodruff	2007
8	Dustin Harrison	1995
8	Duane Dinnocente	1997
8	Jason Cly	1999
8	Ivan Hernandez	2003
7	Many players	
	Last Ben Buker	2006

CG Shutouts

3	Bob Scott	1973
2	Seven players	
	Last Billy Spottiswood	2007

Pct. W-L % (10 Decisions)

1.000	Bush Dalrymple (11-0)	1949
.929	Josh Osborn (13-1)	1997
.917	Scott Klingbeil (11-1)	1983
.917	Brian Thomas (11-1)	2002
.909	Marty Mathiesen (10-1)	1980
.909	J.E. Hernandez (10-1)	2000
.900	Phil Derryman (9-1)	1999
.900	Nick Bryant (9-1)	2007
.867	J.E. Hernandez (13-2)	1997
.846	Josh Osborn (11-2)	1998
.833	Eric Turner (10-2)	1998
.824	Tom Moss (14-3)	1987
.818	Five players (9-2)	
	Last Thompson/Krise	2005

Games Started

19	Josh Osborn	1997
18	Adam Montarbo	2002
18	Brian Kroll	2004
18	Nick Bryant	2006
17	Craig Edwards	1996
17	John-Eric Hernandez	1999
17	Jason Cly	1999
16	Five Players	
	Last Bryant/Woodruff	2007

Saves

15	John Soldate	1997
15	Nick Burger	2005
14	Brian Thomas	2001
14	Dale Thayer	2002
14	Nick Burger	2004
14	Marcus Martinez	2007
12	Marcus Martinez	2006
11	Clark Johnson	2003
9	John Onken	1983
9	Brian Grover	1999

Strikeouts Year

108	John-Eric Hernandez	1999
98	Brian Kroll	2004
98	Nick Bryant	2006
98	Billy Spottiswood	2007
94	Ivan Hernandez	2003
90	Nick Bryant	2007
80	Steve Copeland	1974
79	Josh Osborn	1997
78	John-Eric Hernandez	1997
77	Jason Cly	1999

Hit Batters

12	Dave Morrow	1988
12	Craig Edwards	1996
11	Matt Wright	1995
11	Jon Austin	1996
11	Ivan Hernandez	2002
11	Billy Spottiswood	2006
10	Frank Bowne	1991
10	Tony Dress	1993
9	six players	

Home Runs Against

14	Adam Montarbo	2002
12	John Hennessy	1985
11	Tom Moss	1987
11	Tom Moss	1988
10	Ben Buker	2006
9	Six times	
	Last Jason Cly	1999

Wins

14	Tom Moss (14-3)	1987
13	Josh Osborn (13-1)	1997
13	J.E. Hernandez (13-2)	1997
12	Jason Cly (12-4)	1999
12	Adam Montarbo (12-2)	2002
11	Bush Dalrymple (11-0)	1949
11	Scott Klingbeil (11-1)	1983
11	Josh Osborn (11-2)	1998
11	Brian Thomas (11-1)	2002
10	Marty Mathiesen (10-1)	1980
10	Eric Turner (10-2)	1998
10	J.E. Hernandez (10-1)	2000
10	Billy Spottiswood (10-6)	2006
10	Billy Spottiswood (10-5)	2007
9	Many. Last N. Bryant	2007

Complete Games

11	Bush Dalrymple	1949
10	Tom Moss	1988
9	Mike O'Sullivan	1981
7	Jeff Boehlert	1986
6	Randy Vrooman	1984
6	Chris Neier	1991
6	Brian Kroll	2004
5	Fred Dreier	1969
5	Mike Terrones	1996
4	Ten players	

Innings Pitched

134.1	Brian Kroll	2004
126.2	Josh Osborn	1997
122.2	Tom Moss	1987
119.2	Nick Bryant	2006
118.2	Jason Cly	1999
116.2	Adam Montarbo	2002
114.2	Billy Spottiswood	2007
111.2	Steve Copeland	1974
111.2	John-Eric Hernandez	1999
110.2	John-Eric Hernandez	1997

Hits/9 IP

5.92	Lynn Sparks	1967
6.45	Ivan Hernandez	2002
6.55	Bob Martin	1958
6.71	Bob Ulrich	1967
6.81	Gary DeMatteis	1995
7.07	Kris Krise	2005
7.16	Marty Mathiesen	1980
7.24	John Stam	1971
7.25	Devlin Christopher	1996
7.40	Al Ferrer	1966

K/BB Ratio

9.43	Brian Grover	1999
6.45	Lynn Sparks	1967
5.16	Billy Spottiswood	2007
4.87	Alex Carbajal	2000
4.45	Nick Bryant	2006
4.20	Phil Derryman	2000
3.80	Teddy Sutton	2001
3.72	John-Eric Hernandez	1999
3.60	Nick Bryant	2007
3.56	Jared Josephson	1998

K/9 Innings Pitched

9.06	Ivan Hernandez	2003
8.72	Alex Carbajal	2000
8.70	John-Eric Hernandez	1999
8.46	Brian Grover	1999
8.14	Jared Josephson	1998
8.13	Robert Hays	1990
8.09	Steve Vivaldes	1986
8.02	Nic Amanno	2003
8.02	Nick Bryant	2007
7.99	Dennis Beaty	1973

Minimum 50 Innings pitched, and the number of IP must be at least the total number of team games played.

CAREER BATTING RECORDS

(Minimum 250 at bats)

Batting Average

.397	Steve Gotowala	1996-97
.395	Rich Gregory	1997-98
.384	Bao-nhan Vinh	1999-00
.373	Dave Mallas	1996-97
.370	Steve Carroll	1980-81
.365	Mike Barney	1986-88
.363	Joseph Ramos	2004-05
.361	Daniel Code	2006-07
.355	Brian Herrgard	1981-82
.353	Robby Poole	2001-02

Doubles

52	Kevin Miller	1987-90
40	Daniel Code	2006-07
37	Steve Gotowala	1996-97
37	Bao-nhan Vinh	1999-00
36	Ryan Wulfert	2001-04
34	Luis Sanchez	1998-99
33	Rich Gregory	1997-98
33	Joseph Ramos	2004-05
31	Mike Barney	1986-88
29	Kevin Carr	1988-91

RBI

151	Steve Gotowala	1996-97
147	Rich Gregory	1997-98
131	Daniel Code	2006-07
125	Ryan Wulfert	2001-04
122	Luis Sanchez	1998-99
121	Kevin Miller	1987-90
111	Jeff Walker	2002-05
110	Mike Barney	1986-88
105	Steve Newson	2002-03
99	Bao-nhan Vinh	1999-00

Bases on Balls

91	Mike Barney	1986-88
88	Barry Miller	1984-87
84	Bill Muller	1986-89
66	Kevin Miller	1987-90
66	Dave Mallas	1996-97
62	Ryan Wulfert	2001-04
56	Bob Clements	1975-76
55	Ross Gotwals	1994-95
55	Steve Newson	2002-03
54	Kevin Carr	1988-91

Sacrifice Flies

13	Ryan Wulfert	2001-03
10	Rich Gregory	1997-98
9	Daniel Code	2006-07
8	Mike Barney	1986-88
8	Luis Sanchez	1998-99
7	Mike Sheehan	1986-89
7	Steve Gotowala	1996-97
7	Greg Gonzalez	2005
7	Joseph Ramos	2004-05
6	Six players	
	Last Lorin Nakagawa	2006-07

Pinch Hits

10	Ryan Watson	2000-01
10	Ryan Wulfert	2001-04
8	Jonathan Shepard	2003-05
7	Luke Neel	1999-00
5	Steve Guerrero	1999-00
5	John Moylan	2002-03
4	Nine Players	
	Last Jorge Araiza	2005-06



Jeff Walker is Chico State's career leader in hits, runs, at-bats, and sacrifice hits.

Runs

141	Jeff Walker	2002-05
137	Dave Mallas	1996-97
124	Mike Barney	1986-88
122	Kevin Miller	1987-90
120	Barry Miller	1984-87
116	Rich Gregory	1997-98
115	Bao-nhan Vinh	1999-00
113	Robby Poole	2001-02
109	Steve Gotowala	1996-97
106	Ryan Tash	2000, 2002

Triples

11	Thom Eccleston	1984-85
9	Jim Doss	1981-82
8	Jeff Walker	2002-05
7	Kevin Carr	1988-91
7	Bao-nhan Vinh	1999-00
7	Robby Poole	2001-02
6	Ken Clayton	1981
6	Randy Gleason	1980-81
6	Steve Carroll	1980-81
6	Mike Barney	1986-88

Total Bases

318	Kevin Miller	1987-90
294	Steve Gotowala	1996-97
275	Rich Gregory	1997-98
272	Jeff Walker	2002-05
262	Barry Miller	1984-87
260	Mike Barney	1986-88
260	Daniel Code	2006-07
250	Ryan Wulfert	2001-04
252	Bao-nhan Vinh	1999-00
240	Luis Sanchez	1998-99

Hit By Pitch

45	Robby Poole	2001-02
33	Daniel Code	2006-07
29	Casey Glynn	1998-99
27	Rich Gregory	1997-98
27	Doug Thomas	1999-00
27	Jonathan Shepard	2003-05
26	Carlos Quinones	1996-97
24	Jeff Walker	2002-05
23	Erik Lazerus	1995-96
23	Jerin Harper	2006

Sacrifice Hits

58	Jeff Walker	2002-04
19	Scott Thomson	2003-04
17	Trevor Weedon	2003-06
16	Ryan Sasser	1996-97
16	Jonathan Shepard	2003-04
15	Jesus Luna	2006-07
14	Kent Cote	1995-96
14	Erik Lazerus	1995-96
14	Brett Polan	2003
13	Chad Williams	2005-06

Hits

226	Jeff Walker	2002-05
196	Kevin Miller	1987-90
181	Ryan Wulfert	2001-04
179	Barry Miller	1984-87
177	Bao-nhan Vinh	1999-00
172	Steve Gotowala	1996-97
170	Daniel Code	2006-07
159	Kevin Carr	1988-91
157	Mike Barney	1986-88
156	Kevin Blueford	1980-82

Home Runs

29	Rich Gregory	1997-98
28	Aaron Demuth	2006-07
25	Steve Gotowala	1996-97
22	Steve Newson	2002-03
20	Mike Barney	1986-88
20	Kevin Miller	1987-90
20	Ryan Tash	2000, 2002
17	Luis Sanchez	1998-99
16	Curt Schoelkopf	1984-86
16	Daniel Code	2006-07

Stolen Bases

70	Barry Miller	1984-87
50	Jeff Walker	2002-05
34	Bob Clements	1974-75
33	Tim Hairston	1996
33	Ryan Webb	2000-01
32	Robby Poole	2001-02
29	Bao-nhan Vinh	1999-00
28	Scott Blanchard	1974
27	Doug Thomas	1998-99
27	Greg Gonzalez	2005

Strikeouts

113	Aaron Demuth	2006-07
111	Barry Miller	1984-87
106	Kevin Miller	1987-90
99	Bill Muller	1986-89
76	Kevin Carr	1988-91
75	Ryan Wulfert	2001-04
70	Rich Gregory	1997-98
69	Scott Johnson	1989-92
62	Joseph Ramos	2004-05
58	Mike Barney	1986-88
58	Daniel Code	2006-07

At-Bats

733	Jeff Walker	2002-05
595	Kevin Miller	1987-90
586	Barry Miller	1984-87
521	Kevin Carr	1988-91
514	Ryan Wulfert	2001-04
497	Scott Johnson	1989-92
472	Bill Muller	1986-89
471	Daniel Code	2006-07
461	Kevin Blueford	1980-83
461	Bao-nhan Vinh	1999-00

CAREER PITCHING RECORDS

Minimum 100 Innings pitched.

Earned Run Average

1.78	Bob Ulrich	1966-67
1.99	Al Ferrer	1966-67
2.00	Lynn Sparks	1967-68
2.38	Ivan Hernandez	2002-03
2.51	Tyler Moreland	1994-95
2.52	Ben Cayce	1968-70
2.54	John Stam	1970-71
2.63	Gary DeMatteis	1995
2.75	Brian Grover	1999-00
2.78	Adam Montarbo	2002

Appearances

75	John-Eric Hernandez	1997-00
72	Nick Bryant	2004-07
65	Brian Grover	1999-00
56	Elliott Tyson	2006-07
52	Nick Burger	2004-05
49	Marcus Martinez	2006-07
48	Tyler Moreland	1994-95
47	Nic Amanno	2002-03
45	Jason Bedrosian	1995-96
45	Scott Honsowetz	2001-02

Strikeouts

334	John-Eric Hernandez	1997-00
266	Nick Bryant	2004-07
154	Ivan Hernandez	2002-03
145	Steve Copeland	1974-75
141	Brian Kroll	2003-04
140	Billy Spottiswood	2006-07
136	Josh Osborn	1997-98
123	Alex Carbajal	1999-00
122	Steve Vidales	1985-86
122	Jeff Boehlert	1985-87

Pct. W-L % (min. 18 Decisions)

.895	Phil Derryman (17-2)	1999-00
.889	Josh Osborn (24-3)	1997-98
.820	J.E. Hernandez (41-9)	1997-00
.778	Nick Bryant (21-6)	2004-07
.762	Ivan Hernandez (16-5)	2002-03
.710	Tom Moss (22-9)	1987-88
.696	Randy Vrooman (16-7)	1983-84
.696	Brian Kroll (16-7)	2003-04
.652	Jason Cly (15-8)	1999-00
.645	Billy Spottiswood (21-10)	2006-07

Saves

29	Nick Burger	2004-05
26	Marcus Martinez	2006-07
16	Brian Grover	1999-00
15	John Soldate	1997
14	Brian Thomas	2001-02
14	Dale Thayer	2002
13	Clark Johnson	2002-03
12	Marcus Martinez	2006
9	John Onken	1983
8	Jared Josephson	1999

Games Started

56	John-Eric Hernandez	1997-00
40	Nick Bryant	2004-06
32	Josh Osborn	1997-98
30	Billy Spottiswood	2006-07
29	Ivan Hernandez	2002-03
28	Tom Moss	1987-88
27	Steve Copeland	1974-75
27	Jason Cly	1999-00
27	Brian Kroll	2003-04
25	Jeff Boehlert	1986-87

CG Shutouts

3	Bob Scott	1973
2	Mike O'Sullivan	1981
2	Matt Walsh	1991
2	Gary DeMatteis	1995
2	Craig Edwards	1996
2	Eric Turner	1998
2	Brian Kroll	2003-04
2	Billy Spottiswood	2006-07
1	Many players	

Complete Games


19	Tom Moss	1987-88
12	Jeff Boehlert	1986-87
11	Bush Dalrymple	1949
10	Brian Kroll	2003-04
9	Mike O'Sullivan	1981
8	Fred Dreier	1969-70
8	Chris Neier	1991-92
6	Randy Vrooman	1983-84
6	Aaron Petrich	1991-92
6	Josh Osborn	1997-98
6	John-Eric Hernandez	1997-00

Wins


41	J.E. Hernandez	1997-00
33	Bush Dalrymple	1947-50
24	Josh Osborn	1997-98
22	Tom Moss	1987-88
21	Nick Bryant	2004-07
20	Billy Spottiswood	2006-07
17	Phil Derryman	1999-00
16	Randy Vrooman	1983-84
16	Ivan Hernandez	2002-03
16	Brian Kroll	2003-04

Innings Pitched

402.2	John-Eric Hernandez	1997-00
304.0	Nick Bryant	2004-06
240.1	Tom Moss	1987-88
212.1	Josh Osborn	1997-98
208.0	Brian Kroll	2003-04
201.2	Billy Spottiswood	2006-07
186.1	Jeff Boehlert	1985-87
184.1	John Hennessy	1984-85
177.0	Ivan Hernandez	2002-03
175.1	Jason Cly	1999-00



**All-time wins leader
- John Eric Hernandez**



**All-time saves leader
- Nick Burger**

WILDCAT BASEBALL TEAM RECORDS

Team Batting Records:

Highest Team BA	344	1997
Most Hits (game).....	25	5/25/97
.....	25	3/29/98
Most Hits (season).....	742	1997
Most Hits Per Game	11.78	1995
Most 2Bs (game).....	8	2/4/97 & 5/9/98
Most 2Bs (season).....	142	1997
Most 3Bs (game).....	3	4x. Last 3/20/05
Most 3Bs (season).....	24	1981
Most HRs (game).....	8	2/4/97
Most HRs (season).....	66	1987
Most RBIs (game).....	26	2/4/97 & 3/21/98
Most RBIs (season)	507	1997
Most Total Bases (game).....	55	2/4/97
Most Total Bases (season).....	1108	1997
Highest Slugging %529	1998
Highest On Base %435	1997
Most Hit by Pitches (game).....	12	2/18/95
Most Hit by Pitches (season).....	122	1999
Most Walks (game).....	12	3/29/03
Most Walks (season).....	285	1987
Most Runs (game).....	28	2/4/97 & 3/21/98
Most Runs (season).....	574	1997
Most Runs/9 innings.....	9.11	1997
Most Stolen Bases (game).....	7	4/9/02
Most Stolen Bases (season).....	102	2002
Highest Stolen Base %838 (31-37).....	1970
Most At Bats (game).....	60	4/8/95
Most At Bats (season).....	2236	1999
Most Runners Left on Base.....	15	2x. Last 5/19/05

Most Strikeouts (game).....	15	5/10/07
Most Strikeouts (season).....	338	2007
Most Sacrifice Flies (game).....	4	5/9/98 & 2/29/04
Most Sacrifice Flies (season).....	31	2003
Most Sacrifice Hits (game).....	4	3x. Last 4/17/03
Most Sacrifice Hits (season).....	59	1995
Highest Fielding %974	2007
Most Victories	55	2002
W-L %846 (55-10).....	2002

Team Pitching Records:

Lowest ERA	2.37	1967
Most Strikeouts	468	1999
Most Complete Games	18	1987 & 1997
Most Shutouts	8	2003
Fewest Hits Allowed (9 IP).....	2	5x. Last 5/19/07
Fewest Hits Allowed (7 IP).....	1	4x.
Most Saves	22	2002
Most Innings Pitched (game).....	17.0	4/8/95
Most Innings Pitched (season).....	565.0	1999
Most Walks	272	1993
Most HRs Against	47	1987
Most Wild Pitches (game).....	5	5/1/04
Most Wild Pitches (season).....	38	1997, 2000, 2004
Most Hit Batters (game).....	4	4/17/99
Most Hit Batters (season).....	52	1995
Highest K/BB Ratio.....	3.03:1	2000
Lowest BB/9 IP	2.30	2000
Lowest Hits/9 IP	7.46	1967
Most Strikeouts/9 IP	7.72	2007

POSTSEASON BASEBALL RECORDS

Individual Batting Records (Min 10 ABs):

Games started (season).....12 - 13x. Last seven players in 2006
 Games started (career).....30 - Jeff Walker, 2002-05
 Games played (season).....12 - 13x. Last seven players in 2006
 Games played (career).....30 - Jeff Walker, 2002-05
 Hits (game).....5 - Brian Carlson, 5/5/97
5 - Joseph Ramos, 5/14/04
 Hits (season).....28 - Bao-nhan Vinh, 1999
 Hits (career).....44- Bao-nhan Vinh, 1999-2000
 At-bats (game).....7 - 3x. Last Jerin Harper, 5/29/06
 At-bats (season).....57 - Bao-nhan Vinh, 1999
 At-bats (career).....132- Jeff Walker, 2002-05
 Avg (season).....543 - Steve Gotowala (19-35), 1997
 Avg (career).....527 - Steve Gotowala (29-55), 1996-97
 HRs (game).....2 - 4x. Last Aaron Demuth, 5/21/06
 HRs (season).....4 - Aaron Demuth, 2006
 HRs (career).....6 - Aaron Demuth, 2006-07
 3Bs (game).....1 - 19x.
 3Bs (season).....1 - 19x.
 3Bs (career).....2 - Jonathan Shepard, 2003-05
2 - Robby Scott, 2006-07
 2Bs (game).....2 - 18x. Last Carl Fairburn, 5/21/06
 2Bs (season).....9 - Luis Sanchez, 1999
 2Bs (career).....12 - Luis Sanchez, 1998-99
 Total Bases (game).....10 - Derek Cordell, 5/18/00
 Total Bases (season).....36 - Luis Sanchez, 1999
 Total Bases (career).....57 - Bao-nhan Vinh, 1999-2000
 Slugging % (season).....971 - Steve Gotowala (35 AB), 1997
 Slugging % (career).....938 - Nate Palmer (16 AB), 1996
 RBIs (game).....5 - 6x. Last Aaron Demuth, 5/21/06
 RBIs (season).....16 - 3x - Last Shannon Veronie, 1999
 RBIs (career).....23 - Steve Gotowala, 1996-97
23 - Luis Sanchez, 1998-99
 On Base % (season).....619 - David Mallas (29 AB), 1997
 On Base % (career).....593 - David Mallas (46 AB), 1996-97
 Hit By Pitch (game).....2 - 8x. Last Jay Hyland, 5/15/2004
 Hit By Pitch (season).....7 - Robby Poole, 2002
 Hit By Pitch (career).....7 - Robby Poole 2001-02
7 - Doug Thomas 1998-99, 2001-02
 Walks (game).....3 - 5x. Last Carl Fairburn, 5/18/06
 Walks (season).....9 - David Mallas, 1997
 Walks (career).....12 - Robby Scott & Aaron Demuth, 2006-07
 IBB (game).....2 - Greg Gonzalez, 5/21/05
 IBB (season).....3 - Greg Gonzalez, 2005
 IBB (career).....3 - Greg Gonzalez, 2005
 Sacrifice Hits (game).....2 - 7x. Last Trevor Weedon, 5/20/06
 Sacrifice Hits (season).....7 - Jeff Walker, 2005
 Sacrifice Hits (career).....13 - Jeff Walker, 2002-05
 Runs (game).....5 - David Mallas, 5/25/97
 Runs (season).....18 - David Mallas, 1997
 Runs (career).....24 - David Mallas, 1996-97
 SBs (game).....2 - 5x. Last Daniel Code, 5/19/06
 SBs (season).....5 - Matt Synhorst, 2000
 SBs (career).....5 - Matt Synhorst, 2000
5 - Daniel Code, 2006-07

Individual Pitching Records (Min 1IP/GM):

Wins (season).....4 - John-Eric Hernandez, 1999
4 - Ben Buker, 2006
 Wins (career).....7 - John-Eric Hernandez, 1997-00
 Losses (season).....2 - 5x. Last Elliott Tyson, 2006-07
 Losses (career).....3 - 3x. Last Elliott Tyson, 2006-07
 Saves (season).....5 - Brian Grover, 1999
 Saves (career).....8 - Brian Grover, 1999-00
 ERA (season).....0.00 - Garrett Rieck, 2007 (9 IP)
 ERA (career).....1.31 - Garrett Rieck, 2006-07
 Appearances (season).....8 - Brian Grover, 1999
 Appearances (career).....15 - Brian Grover, 1999-2000
 IP (game).....9.0 - 12x. Last Garrett Rieck, 5/19/07
 IP (season).....29.1 - Adam Montarbo, 2002
29.1 - John-Eric Hernandez, 1999
 IP (career).....71.2 - John-Eric Hernandez, 1997-2000
 Strikeouts (game).....10 - 3x. Last Nick Bryant, 5/18/06
 Strikeouts (season).....24 - Nick Bryant, 2006
 Strikeouts (career).....46 - Nick Bryant, 2004-07
 CG (season).....2 - Drew Carpenter, 2004
2 - Josh Osborn, 1997-98
 Starts (season).....4 - 4x. Last Nick Bryant, 2006
 Starts (career).....10 - John-Eric Hernandez, 1997-00
 Shutouts (season).....1 - 4x. Last Garrett Rieck, 5/19/07
 Shutouts (career).....1 - 4x.
 Hits allowed (game).....13 - 6x. Last Billy Spottiswood, 5/18/07
 Hits allowed (season).....40 - Jason Cly, 1999
 Hits allowed (career).....80 - John-Eric Hernandez, 1997-00
 Runs allowed (game).....8 - 3x. Last Phil Derryman, 5/18/00
 Runs allowed (season).....20 - Jason Cly, 1999
 Runs allowed (career).....40 - John-Eric Hernandez, 1997-00
 Walks (game).....6 - Ben Buker, 06/01/06
 Walks (season).....14 - Ben Buker, 2006
 Walks (career).....16 - Ben Buker, 2005-06
 HR allowed (game).....3 - John-Eric Hernandez, 5/17/97
 HR allowed (season).....4 - 4x. Last Brian Thomas, 2002
 HR allowed (career).....11 - John-Eric Hernandez, 1997-00
 Wild pitches (game).....4 - Josh Osborn, 5/27/97
 Wild pitches (season).....5 - Josh Osborn, 1997
 Wild pitches (career).....5 - Jason Cly (1999-00)
5 - Josh Osborn (1997-98)
 Hit batters (game).....2 - Many x. Last Elliott Tyson, 5/11/07
 Hit batters (season).....5 - Nick Bryant, 2005
 Hit batters (career).....7 - Nick Bryant (2004-07)

CHICO STATE BASEBALL POSTSEASON W-L RECORD

Overall:	63-33 (.656)
CCAA Championship Tournament:	19-13 (.594)
NCAA Championship Tournament:	44-20 (.688)
NCAA Tourney West Regional:	28-12 (.700)
NCAA Tourney College World Series:	16-8 (.667)

POSTSEASON BASEBALL RECORDS

Team Hitting Records:

Games played.....	12	1999 & 2006
Highest BA.....	364	1996
Hits (game).....	25	5/25/97
Hits (season).....	157	1999
Runs (game).....	25	5/25/97
Runs (season).....	109	1999
Slugging %.....	.606	2000
On Base %.....	.458	1996
2Bs (game).....	5	5/8/99 & 5/29/97
2Bs (season).....	33	1996 & 2006
3Bs (game).....	2	5/14/98 & 5/19/06
3Bs (season).....	4	2006
HRs (game).....	5	5/16/02
HRs (season).....	14	2006
RBI (game).....	20	5/16/02 & 5/25/97
RBI (season).....	98	1999
Hit by Pitch (game).....	5	5/20/02
Hit by Pitch (season).....	23	1999
Walks (game).....	9	5/11/06
Walks (season).....	47	1999
Intentional walks (game).....	2	5/21/05
Intentional walks (season).....	5	2005
Stolen Bases (game).....	4	5/10/03 & 5/13/05
Stolen Bases (season).....	9	1999, 2000 & 2005
Sacrifice Hits (game).....	3	8x. Last 5/19/07
Sacrifice Hits (season).....	14	2005

Team Pitching Records:

Wins.....	10	1996 & 2000
Losses.....	4	2005 & 2007
W-L %.....	.875 (7-1)	2002
Saves.....	5	1999
Complete games.....	3	2004
Shutouts.....	2	2002
Innings pitched (game).....	13.0	5/29/06
Innings pitched (season).....	114.0	2006
Hits allowed (game).....	20	3x. Last 5/24/04
Hits allowed (season).....	130	1999
ERA (season).....	2.45	2002
Runs allowed (game).....	17	5/11/01
Runs allowed (season).....	69	1999
Earned runs (game).....	15	5/28/88
Earned runs (season).....	62	1999
Walks (game).....	10	5/17/96
Walks (season).....	37	2005
Strikeouts (game).....	16	5/18/06
Strikeouts (season).....	86	1999
HRs allowed (game).....	4	5/18/00
HRs allowed (season).....	15	1999
Hit batters (season).....	11	2005 & 2006
Errors (game).....	6	5/25/98
Errors (season).....	16	2006
Double plays (season).....	17	1999

THIS DATE IN WILDCAT BASEBALL HISTORY

February 1 - On this date in 2007, Dave Taylor picked up his first victory as Chico State's head coach, 9-5 over Hawaii-Pacific. On this date in 1996, Jeremy Lipsey doubled three times and drove in three runs as the Wildcats won their season opener against Sacramento State 13-10. On this date in 2002, the Wildcats flew home from Hawaii after sweeping Hawaii Pacific behind Robby Poole's 8-for-13 effort at the plate.

February 2 - On this date in 1996, Tim Hairston singled home Carlos Quinones in the bottom of the ninth to give the Wildcats an 11-10 victory over Patten College and a doubleheader sweep. In the opener, Jason Bedrosian tossed five innings of one-hit ball to lead the Wildcats to an 8-2 victory in their season home opener.

February 7 - On this date in 2004, Cody Smith drove in six runs as the Wildcats swept a doubleheader at Concordia 7-1 and 5-2.

February 8 - On this date in 2003, Brian Kroll flirted with a no-hitter before surrendering a single with two out in the final inning of Chico State's 9-0 victory at Concordia.

February 9 - On this date in 1998, the Wildcats opened the season with a 12-7 victory over Division I Sacramento State. Rich Gregory smacked a two-run homer in his first at-bat of the season and the Wildcats swiped six bases. On this date in 2007, Aaron Demuth smacked two homers and drove in six runs as Chico State hammered Colorado State-Pueblo 20-4.

February 15 - On this date in 1999, John-Eric Hernandez was named the CCAA Pitcher of the Week after allowing just one run and striking out 17 in 11 innings of work.

February 16 - On this date in 2003, John Paluck went 4-for-4 as the Wildcats beat Cal State Stanislaus 8-2.

February 17 - On this date in 2006, head coach Lindsay Meggs earned the 500th victory of his career in a 6-5 win against Oregon Tech in the home opener.

February 22 - On this date in 2002, Adam Montarbo outdueled UC Davis ace Luke Steidelmeyer as the Wildcats took the CCAA opener for both teams 5-2.

February 23 - On this date in 2002, the Wildcats made history twice by sweeping a doubleheader from UC Davis. Chico State's win in the opener made them 14-0, which was their best start in school history. The second victory of the afternoon was the 332nd of Head Coach Lindsay Meggs' career, tying him with Don Miller for the most in Chico State history.

February 24 - On this date in 2002, Head Coach Lindsay Meggs became the winningest coach in Chico State history with his 333rd win when the Wildcats beat UC Davis 9-4. Meggs passed Don Miller's 332 career wins.

February 29 - On this date in 1980, sophomore Marty Mathiesen allowed his first earned run in 32 innings, but still mustered a complete-game, seven-hitter to lead the Wildcats to a 5-2 victory over San Francisco State.

March 1 - On this date in 1997, the Wildcats beat Cal State Stanislaus 5-4 with a run in the bottom of the ninth to open a doubleheader, and then won Game Two 5-4 on Rich Gregory's walk-off homer in the eighth.

March 2 - On this date in 1999, the Wildcats exploded for 39 runs in a doubleheader sweep of Simpson College. In the second game, Kirk Mayer drove in seven runs. On this date in 2007, Nick Bryant became just the second Chico State pitcher to record 200 career strikeouts in a 14-5 win against Cal State Monterey Bay in which he struck out 10.

March 7 - On this date in 2004, the Wildcats reached the low point of their campaign, falling to 11-10 after a four-game sweep at the hands of UC Davis. They were 11-10 at the time, but finished the season 42-21-1.

March 8 - On this date in 2002, Chico State absorbed its first loss of the season, 3-1 at San Francisco State, after starting 20-0. On this date in 1997, Chico State came from behind to beat UC Davis twice, 9-8 and 12-9. In the opener, the Wildcats scored five runs in the final two frames to win 9-8 as Shane Howell drove in three runs. In Game Two, UC Davis led 9-5 before the Wildcats scored seven times in the sixth. Steve Gotowala and Howell finished the afternoon with five RBI each.

March 9 - On this date in 2001, the Wildcats were swept by Cal State Dominguez Hills and fell to 6-7, their worst start since 1995.

March 14 - On this date in 2004, Brian Kroll was named the CCAA Pitcher of the Week. The senior ace fired a complete-game eight-hitter to lead Chico State to a 6-1 victory against Cal State Stanislaus to earn the nod.

March 15 - On this date in 1996, Tim Hairston swiped three bags for the second game in a row, and Tim Brockway went 5-for-5, as the Wildcats dispatched Patten College 16-4.

March 16 - On this date in 2004, Jonathan Shepard hit a three-run, pinch-hit homer to give the Wildcats a 4-3 victory against Sonoma State. On this date in 2006, Billy Spottiswood tossed a rain-shortened no-hitter in a 3-1 victory over The Master's College. He did not allow a hit in five innings of work to improve to 6-0 on the season.

March 20 - On this date in 1999, Bao-nhan Vinh hit safely for the 14th straight game in a 14-8 win at Cal State Stanislaus.

March 21 - On this date in 1998, Rich Gregory belted his 21st career home run, a Chico State record, as the Wildcats hammered Willamette 28-4, matching the school record for runs in a game.

March 22 - On this date in 1997, Willamette snapped Chico State's 15-game winning streak by winning the first of two games 7-6, but the Wildcats came back in the nightcap, scoring 11 runs in the fifth to erase a 6-0 deficit in an 11-9 win.

March 28 - On this date in 2001, Chico State Head Coach Lindsay Meggs collected his 300th career win in a 15-3 shellacking of Westmont.

March 29 - On this date in 1997, Chico State scored 14 runs on 12 hits in the bottom of the third, including three doubles, a triple, and a home run by Rich Gregory, and went on to trounce Cal State Hayward 19-1.

March 30 - On this date in 2003, Chico State rallied from a 7-3 deficit with 10 runs in the final three innings to defeat Cal Poly Pomona 13-9 and win its 10th straight game. Freddy Larios drove in four runs to lead the Wildcats. On this day in 1996, Mike Terrones surrendered just one run in a complete-game nine-hitter as the Wildcats beat San Francisco State 6-1.

April 4 - On this date in 1998, Eric Turner pitched a five-hit shutout against Cal State Stanislaus, striking out 12 and walking none in the process.

April 5 - On this date in 2006, the Wildcats went 2-for-14 with runners in scoring position, culminating in Chad Williams' strikeout with runners on second and third to end the game, in a 3-2 loss to Bethany.

April 6 - On this date in 2003, Steve Newson homered twice and drove in four runs as Chico State beat Grand Canyon 7-2 for its 13th win in 14 games. On this date in 2007, Lorin Nakagawa's grand slam helped lift Chico State to a 7-1 victory over Biola.

THIS DATE IN WILDCAT BASEBALL HISTORY

April 11 - On this date in 2003, John Moylan smashed a solo home run down the right field line in the bottom of the 11th inning to beat first-place UC San Diego. The game went extra frames after Steve Newson's three-run homer in the ninth tied it. In the second game of the doubleheader, Mike Nunes and Clark Johnson combined on a shutout to move the Wildcats into a first-place tie with the Tritons in the race for the CCAA's regular season title.

April 12 - On this date in 1997, the Wildcats scored 40 runs on the way to a doubleheader sweep of Cal State Stanislaus. Orin Hirschhorn doubled, tripled, and homered in the twinbill, knocking in six runs in the process.

April 13 - On this date in 1999, Brian Grover retired all eight batters he faced to collect his third save of the season in a 6-5 win against San Francisco State.

April 18 - On this date in 2004, Scott Thompson went 6-for-7 with three RBI to lift the Chico State baseball team to a doubleheader sweep of host Hawaii Pacific. Thompson drove in the tying run and scored the winning run on a wild pitch in the Wildcats' 4-3 win in the first game. In the nightcap, starting pitcher Mike Jones's complete-game effort led the Wildcats to a 9-2 win.

April 19 - On this date in 2003, Chico State head coach Lindsay Meggs collected his 400th career victory as Freddy Larios and John Paluck hit back-to-back home runs during a 7-3 win against Cal State L.A. The Wildcats also clinched a spot in the CCAA Championship Tournament.

April 20 - On this date in 1996, catcher Nate Palmer hit a grand slam and drove in six runs as the Wildcats blanked Cal State Hayward 10-0. Christopher Devlin, Doug Goff, and Matt Wright combined on the two-hit shutout.

May 2 - On this date in 2003, Chris Mendonsa and Jeff Walker scored in the bottom of the ninth, Walker on a passed ball, as the Wildcats rallied to win 2-1 at Cal State Dominguez Hills.

May 3 - On this date in 1997, Steve Gotowala homered twice in a 6-3 victory over Cal State Hayward. Jason Kicherer drove in five runs in a 10-6 victory in the second game of the doubleheader sweep that clinched Chico State's second straight NCAC title.

May 4 - On this date in 2003, Jonathan Shepard put together his best day at the plate of the season, going 4-for-4 with two RBI and two runs, as the Wildcats salvaged a four-game split at Dominguez Hills with a 7-5 victory to wrap up the regular season.

May 8 - On this date in 1999, Chico State beat Sonoma State to earn a spot in the inaugural CCAA Championship Tournament finale, but then lost to the Cossacks 13-8.

May 9 - On this date in 2002, Adam Montarbo fired his second complete-game of the season in Chico State's 3-0 CCAA Championship Tournament opening victory against San Bernardino.

May 10 - On this date in 1978, NCAA officials announced the National Tournament field, which included the Chico State Wildcats for the first time ever. On this date in 2007, Lorin Nakagawa plated Carl Fairburn on a safety squeeze for what proved to be the winning run in the 10th inning of Chico State's 3-2 victory over Cal State L.A. in the opening round of the CCAA Championship Tournament.

May 15 - On this date in 2004, Chico State won its fifth regional title in eight years and advanced to the Division II College World Series with a 4-1 defeat of Sonoma State. The victory is the 450th of Lindsay Meggs's career. Joseph Ramos, 8-for-13 over the weekend, was named Tournament MVP.

May 16 - On this date in 1998, a two-hour and 42 minute rain delay could not slow down the Wildcats and West Regional MVP Doug Thomas as they hammered Sonoma State 13-6 to claim their second straight West Region title. On this date in 1997, Rich Gregory homered and drove in five runs as the Wildcats beat Mesa State 11-8 in their opening game of the Western Regional.

May 17 - On this date in 2002, Ivan Hernandez and Nic Ammano combined to blank Southern Colorado 5-0 to bring the Wildcats to within one game of their fourth trip to the College World Series in six years. On this date in 1997, Eric Christensen and Orin Hirschhorn drew bases-loaded walks in a three-run eighth that gave the Wildcats a 13-11 victory over Fort Hays State and left them just one win shy of their first ever trip to the College World Series in Montgomery Alabama.

May 18 - On this date in 1997, the Wildcats punched their first ever ticket to Montgomery, Alabama and the College World Series as Steve Gotowala belted his 19th and 20th home runs of the season in an 11-5 victory over Fort Hays State in the Western Regional title game. On this date in 2002, the Wildcats pounded Southern Colorado 17-2 for the West Region title and a trip to the College World Series.

May 24 - On this date in 1999, Chico State dumped Adelphi 11-3 in a second round winners' bracket game at the College World Series behind homers by Doug Thomas and Luis Sanchez.

May 25 - On this date in 1997, Chico State earned its first victory in the College World Series, 25-5 over SIU-Edwardsville. Brian Carlson had five hits and Dave Mallas had four hits and scored five runs. On this date in 2002, The Wildats opened the College World Series with a 5-2 victory over UMass-Lowell behind Adam Montarbo's six-plus innings of scoreless work.

May 26 - On this date in 2004, Wildcats closer Nick Burger earned Second Team All-American honors.

May 27 - On this date in 2002, Brian Thomas tossed a complete-game five-hitter to key a 6-1 victory over Kutztown and leave the Wildcats one win away from the national title game. On this date in 1998, Luis Sanchez tied the game with a two-run double and then came around to score what proved to be the game-winning run on Danny Rivas' base hit in a 6-5 victory over Millersville to advance to the College World Series semifinals. On this date in 1997, starting pitcher Josh Osborn went the distance as the Wildcats beat Tampa 5-3 to advance to the semifinals of the College World Series.

May 28 - On this date in 2006, Christopher Sweeney singled through a drawn-in infield to plate the winning run in the bottom of the ninth against Emporia State in a 2-1 opening round win at the College World Series.

May 29 - On this date in 1999, Chico State claimed its second national title in three years with an 11-5 victory over Kennesaw State. Jason Cly earned the win to improve to 12-4, and Brian Grover got the save. On this date in 1997, the Wildcats advanced to their first ever national title game with a 4-2 victory over Kennesaw State. Steve Gotowala's two-run double in the seventh gave the Wildcats the lead for good.

May 30 - On this date in 2000, Chico State starting pitcher John-Eric Hernandez was named First Team All-American after finishing the season 10-1 with a 3.46 ERA. On this date in 2006, the Wildcats beat Ashland University 8-4 in 13 innings in a second round winners' bracket game at the College World Series. It was the longest postseason game in Chico State history.

May 31 - On this date in 1997, Chico State claimed its first NCAA Division II national baseball title as Ryan Sasser scored on Brian Carlson's liner in the bottom of the ninth in a thrilling finish for a 13-12 win over Central Oklahoma.