

# *Christopher Newport*



*Women's Basketball*  
*2008-09*

# Captains' Quarters



The Freeman Center



Field Hockey/Lacrosse



Tennis Complex



Pomoco Stadium & Belk Track



Baseball Stadium



Soccer Stadium



Softball Stadium

## CNU Athletic Facilities



## MEDIA INFORMATION

The Department of Athletic Communications at Christopher Newport University would like to welcome you to our campus. We hope to make your visit to the campus and your efforts to cover the University's athletic programs as easy as possible.

We will attempt to provide any service you may need that is within the scope of our abilities.

**MEDIA INFORMATION** - Pre-game information and statistics on all players and coaches; photographs, media guides, and game programs are available upon request to all accredited members of the media

**GAME SERVICES** - Complete game information (box score and play-by-play) will be available within 15 minutes after the completion of a game. Writers and broadcasters will also be able to speak with players and coaches after a brief cooling-down period.

**PHONES, FAX** - Telephones and fax machines are available in the Department of Athletic Communications' offices in the Freeman Center.

**INTERNET, E-MAIL** - CNU has a comprehensive World Wide Web site at <http://www.cnu.edu/athletics>. A link to the Dixie Conference web site is located at the top of CNU's home page. CNU also offers up-to-date e-mail service with complete results after each game and a weekly update. To subscribe, contact Assistant Director of Athletic Communications Dave Gosselin. His e-mail address is [dgosseli@cnu.edu](mailto:dgosseli@cnu.edu).

## TABLE OF CONTENTS

<b>General Information</b>	
Captains' Quarters .....	IFC
CNU at a Glance.....	3
CNU Staff .....	4
Home of Champions.....	56
Media Outlets .....	45
Virginia Peninsula - A Great Place to Live....	57
Welcome to Christopher Newport University .	58
<b>Coaching Staff</b>	
Head Coach Carolyn Hunter.....	6
Assistant Coaches.....	8
<b>Captain Record Book &amp; History</b>	
All-Time Roster .....	47
Basketball History .....	28
Basketball Honors .....	38
Best of CNU's Past .....	48
Coaching Record .....	28
Freeman Center Records.....	27
In-Season Tournaments.....	45
Milestone Games.....	26
Miscellaneous Records .....	39
NCAA Tournament .....	36
Record Book.....	29
Records vs. Opponents.....	46
Records vs. Conferences.....	46
Retired Numbers.....	44
Season, Career Leaders.....	30
Season Openers .....	43
Year-By-Year Scores.....	49
Yearly Leaders .....	34
30-Point games .....	28
1,000 Point Scorers .....	31
<b>USA South</b>	
Conference Standings & Stats .....	23
Conference Tournament .....	24
<b>2007-2008 Season</b>	
2007-2008 in Review .....	18
2007-2008 Results .....	21
2007-2008 Statistics.....	19
<b>2008-2009 Season</b>	
Meet the Lady Captains .....	10
2008-2009 Media Roster.....	53
2008-2009 Outlook.....	5
2008-2009 Opponents.....	16
2008-2009 Roster & Squad Breakdown .....	9
2008-2009 Schedule .....	BC

**Editor/Writer:** Dave Gosselin  
**Editorial Contributors:** Wayne Block, Francis Tommasino  
**Photography:** Stacy Whiting, University Relations, David Hunter, Jesse Hutcheson, Louis Johnson  
**Cover Designed by:** Wayne Block  
**Printing:** Fidelity Printing, Richmond, Va.



The Freeman Center - Home of CNU Women's Basketball

ON THE COVER: CNU's sophomore sensations, Jessica Moore, left and Chelsie Schweers

## Christopher Newport Fast Facts & Directory

Location	1 University Place , Newport News, Va. 23606
Enrollment	4,800
History	Founded, 1961
Colors	Royal Blue & Silver
Nickname	Lady Captains
President	Senator Paul S. Triple, Jr.
Home Court/Capacity	The Freeman Center/2300
Athletic Department Phone	(757) 594-7025
Athletic Director	C.J. Woollum (757) 594-7217
Assistant Athletic Director	Jon Waters (757) 594-8895
Head Athletic Trainer	Chris Jones ATC, MS, CSCS
Office Phone	(757) 594-7023
Assistant Athletic Trainer	Chad Fraser
Assistant to A.D. for Communications	Wayne Block
Office Phone	(757) 594-7382
Home Phone	(757) 898-8477
E-mail	wblock@cnu.edu
Director of Athletic Communications	Francis Tommasino
Phone	(757) 594-7884
Home Phone	(757) 881-9593
E-mail	ftommasi@cnu.edu
Asst. Dir. of Athletic Communications	Dave Gosselin
Phone	(757) 594-7886
Home	(757) 566-8411
Athletic Communications FAX	(757) 594-7967
Student SIDs	Bev Waller, Chris Inzirillo, Rich Bell, Craig Lilly, Brandon Bybee, Sarah Stinebaugh, Kaitlyn Vincie
Conference	USA South Athletic Conference NCAA Divison III
Head Basketball Coach/ Senior Woman Administrator	Carolyn Hunter (757) 594-7103 chunter@cnu.edu
Record at CNU	183-91 (10 seasons)
2007-2008 Record	21-7, 14-4
Assistant Coaches	Sarah Bolten, Barbara Lewis, Tim Greer, Eugene Baltimore, and Teawanna Greer
Returning Starters	Chelsie Schweers and Jessica Moore
Returning Lettermen	Chelsie Schweers and Jessica Moore
Lettermen Lost	Michele Russell, Colandra Rollins, Jessica Moore, Kelly White, Shannon Perry, Kristen Duca, Monique Lee
Athletic Department Fax	(757) 594-7839

CNU ATHLETIC STAFF



**PRESIDENT**  
**PAUL S. TRIBBLE, JR.**

**ATHLETIC**  
**DIRECTOR**  
**C.J. WOOLLUM**



Scott Ashworth  
Athletic Turf Manager



Lindsay Birch  
Volleyball  
Coach



Wayne Block  
Asst. to the A.D.  
Communications



Rush Cole  
Men's Tennis  
Coach



Greg Dale  
Asst. Director  
Freeman Center



Jonathan Dean  
Strength &  
Conditioning Coord.



Dr. Dan Elliott  
Team Physician



Shanika Ellis  
Business Manager



Erica Flanigan  
Cheerleading  
Coach



Chad Fraser  
Asst. Athletic Trainer



Carrie Gardner  
Manager of  
Athletic Events



Brenda Giles  
Program  
Support



Dave Gosselin  
Asst. Director  
Athletic Comm.



John Harvell  
Baseball Coach



Carolyn Hunter  
Women's Basketball  
Coach, Asst. to AD



Sandra Johnson  
Program  
Support



Chris Jones  
Athletic Trainer  
Conditioning Spec.



Bobby Jordan  
Maintenance  
Supervisor



Matt Kelchner  
Football  
Coach



Ruth Keegan  
Women's Soccer  
Coach



Keith Maurer  
Men's and Women's  
Cross Country Coach



Kyle McMullin  
Director of  
Athletic Development



Carrie Moura  
Field Hockey  
Coach



Lacey Nordsiden  
Head Football, Men's  
Lacrosse trainer



Jenny Nuttycombe  
Women's Tennis  
Dir. Academic Support



Keith Parr  
Softball  
Coach



Carolyn Raveia  
Women's  
Lacrosse



Roland Ross  
Coordinator  
Athletic Outreach



Lou Serio  
Athletic Materials  
Manager



Steve Shaw  
Men's Soccer  
Coach



Judy Stenzhorn  
Administrative  
Assistant



Cindy Sutphin  
Program  
Support



Chris Swanenberg  
Men's Lacrosse  
Coach



Francis Tommasino  
Director Athletic  
Communications



Jon Waters  
Associate Athletic  
Director



Tyler Wingard  
Men's & Women's  
Track & Field



Lisa Wingfield  
Treishmann Fitness  
Center Director



Dan Winters  
Sailing  
Coach

# A LOOK AT THE 2008-2009 SEASON

The 2007-2008 season saw the emergence of freshman guard Chelsie Schweers. The south-paw from Chesapeake, VA led the Captains in scoring, averaging 21.6 points per game. She set new school records for three-pointers in a game with 10, three-point shooting in a game (10-12), three-point field goals made in a season (80) and three-point field goal percentage for a season (.450).

For her efforts, she became the first player in USA South history to be named both the Player and Rookie of the Year. Schweers was also named the South Region's Rookie of the Year and First Team All-South. She went on to collect one more accolade, as she was named Honorable Mention All-American.

With just two players returning from last season's 21-7 squad (14-4 in USA South play), Schweers will be relied heavily upon to lead CNU back to the USA South and NCAA Tournaments.

Joining Schweers is fellow sophomore, and also a starter, Jessica Moore. Moore, a 5-10 guard/forward, averaged 10.6 points in her first season and was third on the squad in rebounding, pulling down 6.6 per game.

Gone are the team's floor leader, in Michele Russell, and power forward Colandra Rollins. Russell led the team in assists with 154 and was third in steals with 43. Rollins finished the year averaging a double-double, scoring 18.5 points and grabbing 11.7 rebounds per contest.

CNU will be a young squad this year, with no seniors, one junior, two sophomores and 10 freshmen. Head Coach Carolyn Hunter and her staff have reloaded with a lot of young talent. And that young talent is going to have to step up quickly and provide an impact on this year's team.

In the backcourt, look for **Alysa Kerr (Woodbrige, VA/Freedom H.S.)** to get the nod at point position. Kerr is a very athletic player with the ability to lead Hunter's team on the floor. **Paige Childers (VA Beach, VA/First Colonial H.S.)**, who also plays field hockey, will see time and is a vocal leader. **Brandy Thomas (Omaha, NE/Gwynn Park (MD) H.S.)** will be looked upon to provide depth coming off the bench. **Shannon Walker (Suffolk, VA/Nansemond River H.S.)**, another freshman, has the ability to handle the ball and will provide a defensive spark coming off the bench.

Schweers will no doubt start at the shooting guard position. The Captains will rely on her scoring ability. If she's double-teamed, she should have no problem seeing enough of the court to find the open player for an easy bucket. She could also see some time at the one. Backing up Schweers will be **Jerlisa Bowser (Fredericksburg, VA/Courtland H.S.)**. Bowser, according to Hunter, has the ability to create her own shot and is a

very versatile player.

At the three, **Kimmy Hopkins (Gainesville, VA/Brentsville H.S.)** could get the start here. At 5-10, she has great court sense, is athletic, can play all five positions and will hopefully be an impact player. **Jen Falin (Williamsburg, VA/Brunton H.S.)** will also see time here, coming off the bench. She's going to provide a spark for Hunter as she's very energetic and has the ability to play inside and out.

In the front court, Moore returns for her second season and will start at the four position. She could also see some action at the three. **Lauren Gural (Chantilly, VA/Chantilly H.S.)**, another freshman, can post, shoot from the perimeter and is a strong rebounder. **Caitlin Falls (Moneta, VA/Staunton River H.S.)**, another 5-10 player, will back-up and provide Hunter with depth off the bench.

At the five, look for **Mary Kate Curry (Falls Church, VA/Bishop Ireton H.S.)** to get the nod. She's an aggressive player, a great defender and a hard worker. Also seeing time with Curry will be **Marykate Williams (Elkton, VA/Spotswood H.S.)**. She averaged almost 11 rebounds in high school and will be looked upon to clean-up the glass.

Hunter has just seven non-conference games to schedule, as CNU plays an 18 game conference slate. Instead of

opening the season in a tournament, the Captains will open the year at Lynchburg on Friday, November 21. The squad will return home for three straight, beginning with St. Mary's (MD). In comes Trinity (D.C) on Wednesday, December 3. The final home game of the first semester will be against Piedmont on December 5. CNU will round out the first semester schedule on Monday, December 15, at VA Wesleyan.

After the first of the year, CNU will begin the second semester at the Marymount Holiday Classic, where they will open the tournament by playing the host team. The final non-conference contest will be in the consolation/championship of the MU Holiday Classic on January 4.

Conference play begins Saturday, January 10 at Mary Baldwin. Christopher Newport will once again host the semifinals and finals of the USA South Conference Tournament. Quarterfinals will be at the higher seeds on Tuesday, February 24. The semis will be Friday, February 27 with the championship Saturday, February 28.

The Captains were picked to finish third in the USA South Preseason Coaches poll, with just two players returning. This team is young and inexperienced at the collegiate level, but look for them to jell and come together as a team on and off the court quickly.

Jesse Hutcheson



Chelsie Schweers

**HEAD COACH CAROLYN HUNTER**

Carolyn Hunter enters her 11th season as coach of the Captains, carrying an overall record of 183-91 (.668) into the 2008-2009 season.

Hunter's last win of 2007-2008 tied her for the most wins all-time at CNU with Cathy Parson. Parson won 183 games in 10 seasons as well. Parson finished 183-83 (.688) in her tenure at Christopher Newport.

During her 10 seasons, the Captains have been regular, or co-regular season USA South champions four times, conference tournament champions three times and have made four post-season appearances in the NCAA Tournament.

She has also led her teams into the second round of the NCAA Tournament three times, in 2001-2002, 2003-2004 and 2006-2007.

Hunter also serves as Senior Woman Administrator.

A native of Austin, Texas, Hunter has a wealth of coaching and playing experience at many different levels.

She graduated from Reagan High School in Austin in 1983, where she was an all-district point guard.

She received a Bachelor of Science Degree in Education from Southwestern University in Georgetown, Texas, in 1987. She was a four-year starter at the point and received numerous honors.

She went on to graduate school at the University of Texas and received her Masters in Education in 1990. Hunter's coaching career began there when she became a graduate assistant in 1987 while working on her Masters.

After serving as a graduate assistant at UT for two years, Hunter moved to the high school level. She took over the basketball, volleyball, softball, track, and cross country programs at Hilltop Baptist Academy, a high school in Cedar Park, Texas. Hunter also became Athletic Director there for a two-year period.

Hilltop's squads improved dramatically under Hunter's leadership, and the women's basketball program went 16-10 in her second year there, the best record in school history. After three years at Hilltop, Hunter left to return to the University of Texas as an assistant.

She assisted head coach Jody Conratt for two seasons, and helped guide the Longhorns to a 22-9 season and an NCAA appearance in 1994.

In 1995, Hunter left Austin to become an assistant at Hampton University. In December of 1996, she took the reigns as interim head coach. Hunter's squad went 7-15 overall, including a 1-1 post-season record in the MEAC Tournament.

Hunter returned to high school coaching in 1997 and took over the program at Bethel Christian in Hampton. In addition to coaching basketball, Hunter also led the volleyball squad and assisted in softball. She also taught math, chemistry and physical education.

Hunter is married to Dr. David Hunter, an Endowed Professor of Health and Physical Education at Hampton University. They reside in Hampton, with their daughter, Makayla and son David.





# MORE ON COACH HUNTER

## THE HUNTER FILE

**Hometown:**  
Austin, Texas

**Education:** BS/ Education  
Southwestern  
University  
Georgetown, Texas,  
1987

Masters/ Exercise  
Science  
University of Texas  
Austin, Texas 1990

1987-89 Graduate Assistant  
University of Texas  
Austin, Texas

1990-93 Head Women's  
Coach  
Hilltop Baptist  
High School  
Cedar Park, Texas

1993-95 Assistant Coach  
University of Texas

1995-96 Assistant Coach  
Hampton University  
Hampton, VA

1996-97 Interim Head Coach  
Hampton University

1997-98 Head Coach  
Bethel Christian  
High School  
Hampton, VA

1998-Present Head Coach  
Christopher Newport  
University

## HUNTER VS. 2008-2009 OPPONENTS

Averett	21-2	Methodist	17-9
Ferrum	15-7	NC Wesleyan	19-3
Greensboro	16-9	Peace	11-2
Lynchburg	1-0	Piedmont	0-0
Mary Baldwin	5-2	Shenandoah	18-5
Mary Washington	3-7	St. Mary's	3-2
Meredith	3-0	Trinity (D.C.)	1-0
		VA Wesleyan	4-4



## CNU UNDER CAROLYN HUNTER

Year	Overall	Conference	Highlights
1998-99	15-10, 10-2	Dixie Regular	Season Champs
1999-00	15-11, 9-3	Tied for 2nd in Dixie	
2000-01	20-7, 10-2	Dixie Champions	NCAA Tourney Conf. Coach of the Year
2001-02	24-5, 12-2	Dixie Regular	Season Champs 2nd Round NCAA Trn.
2002-03	19-9, 10-4	Dixie Co-Regular	Season Champs
2003-04	21-9, 12-4	USA South Champs	2nd Round NCAA Trn.
2004-05	10-16, 7-7	Tied for 3rd in USA South	
2005-06	17-9, 11-3	2nd place in USA South	
2006-07	21-9, 11-3	USA South Champs	2nd Round NCAA Trn.
2007-08	21-7, 14-4	Tied for 2nd in USA South	

# Assistant Coaches

## SARAH BOLTEN



**Sarah Bolten**

Sarah Bolten joins head coach Carolyn Hunter's staff for her second season. Bolten is a 2005 graduate of St. Francis (PA) University. She is currently pursuing her Masters from Utica College. She is CNU's first full-time women's assistant coach.

She helped guide CNU to a 21-7 record a year ago.

She comes to CNU from Utica, NY, where she was a full-time assistant coach at Utica College. She assisted the head coach in practice planning, player evaluation, scouting and breakdown of film. She also helped with the recruiting of potential student-athletes, coordinated team fundraising events and helped organize pre-season workouts.

Bolten was a two-year captain at St. Francis and helped her team win three Northeast Conference championships. Bolten also played three times in the NCAA Tournament and scored more than 1,000 points in her career. She participated in Nike's "So you want to be a Coach" program and was also a member of the Dean's List and Athletic Honor Roll.

Her primary duties will be recruiting, and working with the guards and forwards.

## BARBARA LEWIS



**Barbara Lewis**

Barbara Lewis returns to the side of head coach Carolyn Hunter for her seventh overall season and her third since the 2002-2003 campaign. Lewis brings a wealth of coaching and teaching experience back to Hunter's staff. She graduated from Radford University in 1986 with a Bachelor of Science in Child Development and played two seasons of basketball after playing two years at Ferrum Junior College, where she also played volleyball.

She currently works for Downtown Hampton Child Development Center/Pre-School Initiative as a Program Director. She was a coach for Boo Williams AAU team from 1997-2001. She was an assistant coach for Bethel High School 1996.

Her primary responsibilities will be working with the post players along with assisting in scouting and recruiting.

She has three children Ralph Jr. 20, Evelyn 18, and Brandon 16.

## TIM GREER



**Tim Greer**

Tim Greer returns for his third season on head coach Carolyn Hunter's staff. Greer is a 1999 graduate of Bethel Christian High School and a 2004 graduate of CNU with a major in Physical Education.

He currently is a sheet metal mechanic apprentice at the Newport News Apprentice School.

He was a student-volunteer for three years while at Christopher Newport. He also assisted in two summer camps and has coached one season of recreational boys basketball ages 15-18.

His primary responsibilities will be film exchange, scouting and assisting with the guards and forwards.

He aspires to be a head coach at the collegiate level.

## EUGENE BALTIMORE



**Eugene Baltimore**

Veteran high school coach Eugene Baltimore joins the Christopher Newport staff for the first time.

He guided Brentsville High School to its first state tournament last year and has been a high school coach for 15 years. He is a graduate of Shenandoah University and helped the Hornets to two conference titles and an NCAA bid.

## TEAWANNA COOPER



**Teawanna Cooper**

A student at Norfolk St. University, Teawanna Cooper joins the CNU staff for the third year.

She is a graduate of nearby Woodside H.S., where she played basketball and was team captain. While there she won an award as a top student-athlete. After graduation she became Assistant Varsity Coach at Woodside in 2004 and then JV coach in 2005.

Her primary duties for CNU this year will involve recruiting, scouting and assisting with the guards.

She intends to go into coaching after graduation.

## CHRISTOPHER NEWPORT 2008-2009 WOMEN'S BASKETBALL ROSTER

### NUMERICAL

No.	Name	Class	Pos.	Ht.	'07 Pts	'07 Reb	Hometown	High School
4	Alysa Kerr	Fr.	G	5-9	0.0	0.0	Woodbridge, VA	Freedom
5	Kimmy Hopkins	Fr.	G	5-10	0.0	0.0	Gainesville, VA	Brentsville
11	Chelsie Schweers*	So.	G	5-8	21.6	4.9	Chesapeake, VA	Hickory
14	Brandy Thomas	Jr.	G	5-4	0.0	0.0	Omaha, NE	Gwynn Park (MD)
20	Paige Childers	Fr.	G	5-4	0.0	0.0	VA Beach, VA	First Colonial
21	Shannon Walker	Fr.	G	5-7	0.0	0.0	Suffolk, VA	Nansemond River
22	Lauren Gural	Fr.	G/F	5-10	0.0	0.0	Chantilly, VA	Chantilly
24	Caitlin Falls	Fr.	F	5-10	0.0	0.0	Moneta, VA	Staunton River
30	Jerlisa Bowser	Fr.	G	5-5	0.0	0.0	Fredericksburg, VA	Courtland
32	Jennifer Falin	Fr.	F	5-9	0.0	0.0	Williamsburg, VA	Bruton
44	Jessica Moore*	So.	G/F	5-10	10.6	6.6	Fredericksburg, VA	Stafford
45	Mary Kate Curry	Fr.	F/C	5-10	0.0	0.0	Falls Church, VA	Bishop Ireton
50	Marykate Williams	Fr.	F/C	5-10	0.0	0.0	Elkton, VA	Spotswood

**Head Coach:** Carolyn Hunter

**Assistant Coaches:** Sarah Bolten, Barbara Lewis, Tim Greer, Teawanna Cooper, and Eugene Baltimore

\* denotes previous CNU experience

### ALPHABETICAL

No.	Name	Class	Pos.	Ht.	'07 Pts	'07 Reb	Hometown	High School
30	Jerlisa Bowser	Fr.	G	5-5	0.0	0.0	Fredericksburg, VA	Courtland
20	Paige Childers	Fr.	G	5-4	0.0	0.0	VA Beach, VA	First Colonial
45	Mary Kate Curry	Fr.	F/C	5-10	0.0	0.0	Falls Church, VA	Bishop Ireton
32	Jennifer Falin	Fr.	F	5-9	0.0	0.0	Williamsburg, VA	Bruton
24	Caitlin Falls	Fr.	F	5-10	0.0	0.0	Moneta, VA	Staunton River
22	Lauren Gural	Fr.	G/F	5-10	0.0	0.0	Chantilly, VA	Chantilly
5	Kimmy Hopkins	Fr.	G	5-10	0.0	0.0	Gainesville, VA	Brentsville
4	Alysa Kerr	Fr.	G	5-9	0.0	0.0	Woodbridge, VA	Freedom
44	Jessica Moore*	So.	G/F	5-10	10.6	6.6	Fredericksburg, VA	Stafford
11	Chelsie Schweers*	So.	G	5-8	21.6	4.9	Chesapeake, VA	Hickory
14	Brandy Thomas	Jr.	G	5-4	0.0	0.0	Omaha, NE	Gwynn Park (MD)
21	Shannon Walker	Fr.	G	5-7	0.0	0.0	Suffolk, VA	Nansemond River
50	Marykate Williams	Fr.	F/C	5-10	0.0	0.0	Elkton, VA	Spotswood

**Head Coach:** Carolyn Hunter

**Assistant Coaches:** Sarah Bolten, Barbara Lewis, Tim Greer, Teawanna Cooper, and Eugene Baltimore

### SQUAD BREAKDOWN

<b>Lettermen Returning:</b>	2
<b>Lettermen Lost:</b>	8
<b>Starters Returning:</b>	2
<b>Starters Lost:</b>	3
<b>Seniors:</b>	0
<b>Juniors:</b>	1
<b>Sophomores:</b>	2
<b>Freshman:</b>	10

**Tallest Player:** Five players at 5-10  
**Shortest Player:** Paige Childers and Brandy Thomas (5-4)  
**Youngest Player:** Bailey Walton (8/27/90)  
**Oldest Player:** Brandy Thomas (12/16/87)

#### BREAKDOWN BY CLASS

**Juniors (1)** Brandy Thomas  
**Sophomores (2)** Chelsie Schweers and Jessica Moore  
**Freshmen (10)** Jerlisa Bowser, Paige Childers, Mary Kate Curry, Jennifer Falin, Caitlin Falls, Lauren Gural, Kimmy Hopkins, Alysa Kerr, Shannon Walker, Marykate Williams.

#### ACADEMIC MAJOR

<b>Business Management</b>	1
<b>Political Science</b>	1
<b>Accounting</b>	1
<b>Undecided</b>	4
<b>Comp. Info. Systems</b>	1
<b>Biology</b>	2
<b>History</b>	1

**Chelsie SCHWEERS**

# 11

Sophomore • 5-8 • Guard  
Chesapeake, VA  
Hickory H.S.



**2007-08 - FRESHMAN** - Became the second women's basketball player in school history to be named All-American as a freshman ... Was also the first women's basketball player in USA South history to be named both the Player and Rookie of the Year in the same season ... Was also named the Virginia's College Division Player and Rookie of the Year ... Named D3hoops.com's South Region Player of the Year and First Team All-South ... Also the first All-American under Head Coach Carolyn Hunter ... Set new school records with three-pointers in a season (80), in a game (10) and three-point FG percentage for a season (45%) and in a game (10-for-12, .833) ...scored in double figures in every game but one ... Scored 30 or more points three times ... Ranked sixth in the nation in points per game ... Schweers was also seventh in the nation in three-point field goal percentage and 14th in the country in three-point field goals per game (2.9).

**AT HICKORY H.S.** - Was a four-year letter winner for head coach DuBois Scott ... Was a three-time first team all-Southeastern District pick ... Second team all-Tidewater twice ... Was also the team's MVP three times ... Scored more than 1,000 career points ... Also became the school's all-time leading scorer ... Averaged more than 24 points per game as a junior and senior ... Graduated with GPA above 3.0.

**PERSONAL** - Chelsie Alexa Schweers was born on June 11, 1989 in Norfolk, VA ... Daughter of Tom and Judy Schweers ... Has one brother, Justin, 22 ... Plans on majoring in Business ... Chose CNU because of its nice environment.

Jesse Hutcheson

**CAREER HIGHS****POINTS**

35 vs. Methodist (2/2/08)

**REBOUNDS**

9 twice

**ASSISTS**

9 vs. Greensboro (3/1/08)

**BLOCKS**

2 several times

**STEALS**

5 vs. Methodist (2/29/08)

**Schweers' Career at CNU**

YEAR	G	FG-FGA	PCT.	3PT-PTA	PCT.	FT-FTA	PCT.	REB	AVE.	A	BLK	ST	PTS	AVE.
07-08	27	217-427	.508	80-177	.452	90-113	.796	138	4.9	98	14	44	604	21.6

**Schweers' USA South Career**

YEAR	G	FG-FGA	PCT.	3PT-PTA	PCT.	FT-FTA	PCT.	REB	AVE.	A	BLK	ST	PTS	AVE.
07-08	18	137-274	.500	57-122	.467	63-78	.808	92	5.1	53	8	27	394	21.9



# 44

Jessica **MOORE**

Sophomore • 5-10 • Guard/Forward  
Fredericksburg, VA  
Stafford H.S.

**2007-08 - FRESHMAN** - Moore played in 24 games, starting 23 times ... Averaged 10.6 points and 6.6 rebounds ... Scored a season-high 26 points in a win over Meredith ... Scored 10 or more points 12 times in her first season at CNU ... Also dished out a season-best seven assists vs. NC Wesleyan ... Shot 40% from the field and dished out 46 assists.

**AT STAFFORD H.S.** - Played four years for head coach Julie Hinkley ... Helped lead her team to a district championship ... First team all-district and all-area as a senior ... Named team MVP as senior and was also the team's captain ... Also played in the All-Star game ... Was a second team all-district pick as a junior ... Also played field hockey and softball ... Was a member of the National Honor Society and the Honor Roll ... Graduated with a 4.2 grade point average.

**PERSONAL** - Jessica Lee Moore was born on August 19, 1989 in Fredericksburg, VA ... Daughter of Jimmy and Kathy Moore ... Has two sisters; Kelly, 25 and Stephanie, 22 ... Majoring in Biology ... Chose CNU because of its campus life and basketball ... Hopes to be either a teacher, personal trainer or physical therapist.

Jesse Hutcheson



**CAREER HIGHS**

**POINTS**

26 vs. Meredith (1/6/08)

**REBOUNDS**

12 vs. NC Wesleyan (1/22/08)

**ASSISTS**

7 vs. Ferrum (2/16/08)

**BLOCKS**

1 several times

**STEALS**

2 vs. Mary Baldwin (2/19/08)

**Moore's Career**

YEAR	G	FG-FGA	PCT.	3PT-PTA	PCT.	FT-FTA	PCT.	REB	AVE.	A	BLK	ST	PTS	AVE.
07-08	24	113-285	.396	7-32	.219	33-46	.717	165	6.6	46	4	13	266	10.6

**Moore's USA South Career**

YEAR	G	FG-FGA	PCT.	3PT-PTA	PCT.	FT-FTA	PCT.	REB	AVE.	A	BLK	ST	PTS	AVE.
07-08	18	80-207	.386	6-24	.250	26-36	.722	129	7.2	37	4	11	192	10.7

**Jerlisa BOWSER**

**Freshman • 5-5 • Guard**  
**Fredericksburg, VA**  
**Courtland H.S.**

**# 30**

**AT COURTLAND H.S.** - Helped guide her team to a district championship in 2007 ... Played four years at Courtland ... Named First Team All-District, Honorable Mention All-Region and Second Team All-Area as a senior ... Also named to the district's All-Tournament team ... Honorable Mention All-State as a junior ... Also played softball where she helped lead her team to a district championship in 2008 ... Named Second Team All-District and Honorable Mention All-Area as a senior.

**PERSONAL** - Jerlisa Marie Bowser was born on Oct. 13, 1989 in Fredericksburg, VA ... Daughter of Jerome and Felecia Bowser ... Has one brother, Jeremy, 25 and one sister, Christine, 8 ... Majoring in Computer Information Systems ... Chose CNU because of the overall atmosphere, professors and athletics ... Enjoys tennis, computers and drawing.

**Paige CHILDERS**

**Freshman • 5-4 • Guard**  
**VA Beach, VA**  
**First Colonial H.S.**

**# 20**

**AT FIRST COLONIAL** - Second team all-Beach District as a junior playing for coach Larry Bowman...Named Defensive Player of the Year that season and was team captain as a senior...Named Virginia Beach Sports Club Female Athlete of the Year...Also an all-region field hockey player...An Honor Roll member and honors graduate...Worked as an assistant athletic trainer.

**PERSONAL** - Paige Alexandra Childers was born Sept. 2, 1990 in Subic Bay, Phillipines...The daughter of Clarence and Pat Childers is majoring in Communications...Also plays field hockey at CNU.

**Mary Kate CURRY**

**Freshman • 5-10 • Forward/Center**  
**Falls Church, VA**  
**Bishop Ireton H.S.**

**# 45**

**AT BISHOP IRETON H.S.** - Played center for four years for Head Coach Mike Hutton ... Set the school record for points in a game and double-doubles ... Named Tip-off Tournament MVP ... First Team All-VIGSBA and Honorable Mention All-WCAC. Also ran track and field.

**PERSONAL** - Mary Kate Curry was born on Sept. 14, 1990 in Frankfurt, Germany ... She is the daughter of Dennis and Christine Curry ... Has two brothers, Frank, 21 and Ned, 14 ... Also has two sisters, Meg, 24 and Nora, 24 ... Chose CNU because of the President's Leadership Program, basketball and its small size ... Hopes to one day become a college professor ... Enjoys reading, cooking and learning.





## Jen **FALIN**

**Freshman • 5-9 • Forward**  
**Williamsburg, VA**  
**Bruton H.S.**

# # 32

**AT BRUTON H.S.** - Was a four-year letter winner for Head Coach Wayne Burnette ... Helped lead her team to a district title, runner up in regional play and a third place finish in the state ... Bay Rivers District Player of the Year as a senior ... Second Team All-State in 2008 as well as a First Team All-Region selection ... Also ran cross country and played softball ... Bay Rivers District Softball Player of the Year ... First Team All-Region and Second Team All-State ... First Team All-Bay Rivers selection for cross country as well.

**PERSONAL** - Jennifer Renee Falin was born on November 12, 1989 in Williamsburg, VA ... Daughter of Dave and Deborah Falin ... Has one brother, Joe, 22 ... Majoring in Biology ... Hopes to one day teach art or science and coach ... Enjoys drawing and running.

## Caitlin **FALLS**

**Freshman • 5-10 • Forward**  
**Moneta, VA**  
**Staunton River H.S.**

# # 24

**AT STAUNTON RIVER H.S.** - Played all four years for Head Coach Kim Jones ... Twice named First Team All-District ... Honorable Mention All-Region as a senior ... Second leading scorer in school history with 1,194 points ... Also played softball and volleyball ... Twice named All-District in softball.

**PERSONAL** - Caitlin Nicole Falls was born in Salem, VA on March 2, 1990 ... She is the daughter of Ricky and Judy Falls ... Has one sister ... She is currently undecided in her major ... Chose CNU because of its atmosphere and the athletic and academic aspects.



## Lauren **GURAL**

**Freshman • 5-10 • Guard/Forward**  
**Chantilly, VA**  
**Chantilly H.S.**

# # 22

**AT CHANTILLY H.S.** - Lettered for Head Coach John Kelly ... Named First Team All-Defense in the Concorde District ... Second Team All-Concorde ... Named Team MVP and team captain as a senior ... Honorable Mention All-Concorde as a junior ... Also played field hockey and lacrosse ... Helped lead her team to a field hockey district championship ... First Team All-District pick in field hockey.

**PERSONAL** - Lauren Marie Gural was born Jan. 1, 1990 in Manassas, VA ... Daughter of Paul Gural and Kim Van Duyse ... Has one sister, Meghan, 22 ... Undecided in her major ... Chose CNU because she liked the school and to play basketball ... Enjoys playing field hockey and basketball.

**Kimmy HOPKINS****Freshman • 5-10 • Guard/Forward****Gainesville, VA  
Brentsville H.S.****# 5**

**AT BRENTSVILLE H.S.** - Played four years for Head Coach Eugene Baltimore, who is now a CNU assistant ... Helped lead her team to a district championship and a runner-up finish in region play ... First Team All-Northwestern District selection three times ... Twice named Northwestern District Player of the Year ... Second Team All-Region as a junior and a First Team All-Region choice as a senior ... Named Region Player of the Year in 2008 ... Also named second team All-State ... Set a new school record with 1,741 points and played in the VHSL All-Star game ... Also played soccer where she was an All-District pick.

**PERSONAL** - Kimberly Christina Hopkins was born in Fairfax, VA on May 22, 1990 ... She is the daughter of Mark and Susan Hopkins ... Has one brother, Kevin, 20 ... Chose CNU because of its basketball program ... Majoring in accounting and hopes to one day become an accountant.

**Alysa KERR****Freshman • 5-9 • Guard****Woodbridge, VA  
Freedom H.S.****# 4**

**AT FREEDOM H.S.** - Played four years at Freedom ... Team captain for three seasons ... Twice named Second Team All-Cardinal District and Second Team All-Met ... 2008 Team MVP ... Also named to the 2008 All-State Team ... Also played volleyball and softball.

**PERSONAL** - Alysa Patrice Kerr was born May 30, 1990 in Fairfax, VA ... Daughter of Lydia Daniel-Kerr ... Has one sister, Madison, 4 ... Majoring in Biology ... Chose CNU because of its great teachers, athletic program, setting and a great place to learn ... Enjoys coloring and music.

**Brandy THOMAS****Junior • 5-4 • Guard****Omaha, NE  
Gwynn Park (MD) H.S.****# 14**

**AT SOUTHERN MARYLAND** - Played two years of basketball and soccer ... Second Team All-JUCO in soccer ... set a new single game record for steals and finished with the highest field goal percentage.

**AT GWYNN PARK H.S.** - Lettered three times in basketball, soccer and softball ... Helped lead her team to two county championships and a state championship in basketball ... Won the Defender Award for basketball and was also named the team's MVP in soccer.

**PERSONAL** - Brandy Cierra Thomas was born in Omaha, NE ... Grand daughter of Jeanette Cockrell ... Has a twin brother, Brandon, 20 and two others, Damon and Blair ... Has five sisters; Keisha, Quieta, Niesha, Charell and Destiny ... Majoring in Studio Arts ... Chose CNU because of its Art and basketball programs ... Hopes to one day become a graphic designer ... Enjoys drawing and hanging out with friends.





## Shannon **WALKER**

**Freshman • 5-7 • Guard**

**Suffolk, VA**

**Nansemond River H.S.**

# # 21

**AT NANSEMOND RIVER H.S.** - Was a four-year letter winner for Head Coach Calvin Mason ... Twice named team captain ... named Most Improved in 2005 ... Twice selected to the All-Tournament team ... Also ran track ... won a state championship in the 4X400 ... Earned the Coach's Award in track as well.

**PERSONAL** - Shannon Walker was born on Oct. 14, 1988 in Jacksonville, NC ... Daughter of Leon and Sharon Walker ... Has two sisters, Roschelle, 23 and Brendette, 22 ... Majoring in Business Management ... Previously attended Norfolk St. ... Chose CNU because of its athletic and academic programs ... Hopes to one day own her own business or become a sports manager ... Enjoys talking on the phone, sleeping, eating, watching SpongeBob Square Pants and spending time with friends and family.

## Marykate **WILLIAMS**

**Freshman • 5-10 • Forward/Center**

**Elkton, VA**

**Spotswood H.S.**

# # 50

**AT SPOTSWOOD H.S.** - Was a four-year letter winner for Head Coach Chris Dodson ... Helped guide her team to a state title and regional crown in 2005 ... Also won district championships in 2005 and 2006 ... Twice named team captain ... Named the team's MVP in 2008 ... Second Team All-Massanutten District as a senior ... Named to the Holiday Classic All-Tournament Team.

**PERSONAL** - Marykate Elizabeth Williams was born Oct. 20, 1989 in Charlottesville, VA ... Daughter of Donald and Anne Williams ... Has two sisters, Jennifer, 30 and Lee Anne, 20 ... Also has one brother, Donald, 27 ... Majoring in History ... Chose CNU because of its location, beautiful campus and facilities ... Hopes to one day be a lawyer ... Enjoys working out and spending time with family and friends.



## 2008-2009 USA South Opponents

**AVERETT**

Game #13- 1/24/09 Freeman Center  
Game #22- 2/14/09 Danville, VA  
Series record: CNU leads 54-8

**Location:** Danville VA  
**Enrollment:** 1,000  
**Colors:** Blue & Gold  
**Nickname:** Cougars  
**2007-2008 Record:** 10-16, 8-10 USA South  
**Head Coach:** Katrina Williams  
**Coach Williams' Record:** 10-16 (2nd season)  
**Record at AU:** 10-16  
**Assistant Coaches:** Brittnie Hughes  
**SID:** Drew Wilson (434) 791-5621  
**Top Returners:**

Name, Class	Ht.	PPG	RPG
Nikki Huffman, Sr.	5-7	3.0	4.8
Ashley Washington, So.	6-0	12.8	11.0
Taylor Poirier, Sr.	5-3	10.3	2.6

**Key Losses**

Name	PPG	RPG
Gretchen Sheperty	9.8	7.1
Sabrina Allen	9.0	6.6

**FERRUM**

Game #14- 1/25/09 Freeman Center  
Game #23- 2/16/09 Ferrum, VA  
Series record: CNU leads 40-15

**Location:** Ferrum, VA  
**Enrollment:** 1,000  
**Colors:** Black & Gold  
**Nickname:** Panthers  
**2007-2008 Record:** 17-10, 14-4 USA South  
**Head Coach:** Bryan Harvey  
**Coach Harvey's Record:** 52-30 (3 seasons)  
**Record at FC:** 52-30 (3 seasons)  
**Assistant Coach:** Leigh Ann Woodley  
**SID:** Gary Holden (540) 365-4306  
**Top Returners:**

Name, Class	Ht.	PPG	RPG
Miranda Carasco, Sr.	5-5	14.4	2.4
Brittany Bullock, So.	6-1	9.4	5.5
Tonya Wright, Jr.	5-9	9.2	6.3

**Key Losses**

Name	PPG	RPG
Ali Davenport	14.7	9.0
Kierra Parker	8.7	2.5

**GREENSBORO**

Game #16- 1/31/09 Greensboro, NC  
Game #25- 2/21/09 Freeman Center  
Series record: CNU leads 49-20

**Location:** Greensboro, NC  
**Enrollment:** 1,310  
**Colors:** Green, White and Silver  
**Nickname:** The Pride  
**2007-2008 Record:** 21-8, 15-3 USA South  
**Head Coach:** Jason Tuggle  
**Coach Tuggle's Record:** 111-55 (6 years)  
**Record at GC:** 111-55 (6 years)  
**Assistant Coaches:** Randy Tuggle, Jennifer King  
**SID:** Bob Lowe (336) 272-7102 Ext. 279  
**Top Returners:**

Name, Class	Ht.	PPG	RPG
Dione Eccles, Sr.	5-6	20.2	6.6
Kim Enoch, Jr.	5-11	18.0	13.0 (in 04-05)
Nikki Wilborn, So.	5-10	8.6	5.1

**Key Losses**

Name	PPG	RPG
Danielle Duncan	17.7	9.8

**MARY BALDWIN**

Game #8- 1/10/09 Staunton, VA  
Game #15- 1/28/09 Freeman Center  
Series record: MBC leads 6-5

**Location:** Staunton, VA  
**Enrollment:** 850  
**Colors:** Yellow, White & Hunter Green  
**Nickname:** Squirrels  
**2007-2008 Record:** 11-14, 8-10  
**Head Coach:** John Stuart  
**Coach Stuart's Record:** 23-29 (2 years)  
**Record at MBC:** 23-29 (2 years)  
**Assistant Coaches:** Lynda Alanko & Robert Stuart  
**SID:** Paul Yee (540) 887-7153  
**Top Returners:**

Name, Class	Ht.	PPG	RPG
Jennifer Dobson, Sr.	5-9	7.5	5.3
Christie Hamilton, Sr.	5-8	14.4	7.7
Kara Hawkins, Jr.	5-10	8.8	11.0

**Key Losses**

Name	PPG	RPG
Jessica Carter	21.0	3.4
Lindsay Callison	5.0	5.3

**MEREDITH**

Game #10- 1/17/09 Freeman Center  
Game #20- 2/18/09 Raleigh, NC  
Series record: CNU leads 3-0

**Location:** Raleigh, NC  
**Enrollment:** 2,298  
**Colors:** Maroon & White  
**Nickname:** Avenging Angels  
**2007-2008 Record:** 6-18, 3-15  
**Head Coach:** David Zinn  
**Coach Zinn's Record:** 32-64 (4 years)  
**Record at MC:** 32-64 (4 years)  
**Assistant Coaches:** Robert Luckadoo, Kevin Walker  
**SID:** Greg Jarvis (919) 760-8310  
**Top Returners:**

Name, Class	Ht.	PPG	RPG
Brittany Cornelius, Jr.	5-9	17.5	7.4
Whitley Turner, So.	6-0	10.7	4.6
Courtney Kreber, So.	5-5	5.4	2.1

**Key Losses**

Name	PPG	RPG
Nicole Hall	18.4	6.1

**METHODIST**

Game #17- 2/1/09 Fayetteville, NC  
Game #24- 2/20/09 Freeman Center  
Series record: CNU leads 54-17

**Location:** Fayetteville, NC  
**Enrollment:** 2,277  
**Colors:** Green & Gold  
**Nickname:** Lady Monarchs  
**2007-2008 Record:** 19-8, 14-4 USA South  
**Head Coach:** DeeDee Jarman  
**Coach Jarman's Record:** 176-120(11 years)  
**Record at MU:** 176-120(11 years)  
**Assistant Coaches:** Cheryl McNair  
**SID:** Kirbie Britt (910) 630-7172  
**Top Returners:**

Name, Class	Ht.	PPG	RPG
Kristen Whitehurst, Jr.	5-10	7.2	3.2
Dezzire Gillaird, Sr.	5-8	8.5	6.3
Amanda Underwood, Sr.	5-5	7.5	2.6

**Key Losses**

Name	PPG	RPG
Ashley Harris	8.8	3.0
Courtney Bisette	5.9	2.8

**N.C. WESLEYAN**

Game #12 - 1/21/09 Freeman Center  
Game #21 - 2/10/09 NC Wesleyan  
Series record: CNU leads 51-15

**Location:** Rocky Mount, NC  
**Enrollment:** 2,000  
**Colors:** Blue & Gold  
**Nickname:** Battling Bishops  
**2007-2008 Record:** 7-18, 4-14 USA South  
**Head Coach:** John Brackett  
**Coach Brackett's Record:** 187-290 (19 years)  
**Coach Brackett's Record at NCWC:** 187-290 (19 years)  
**SID:** Rikki Rich (252) 985.5271  
**Top Returners:**

Name, Class	Ht.	PPG	RPG
Essence Chambers, Sr.	5-3	15.8	4.1
Desiree Driver, So.	5-9	9.0	4.3
Nicole Williams, Jr.	5-5	7.5	10.8

**Key Losses**

Name	PPG	RPG
Cheyenne Hall	8.0	7.5
Courtney Brown	4.6	1.8

**PEACE**

Game #11 - 1/18/09 Freeman Center  
Game #19 - 2/7/09 Raleigh, NC  
Series record: CNU leads 11-2

**Location:** Raleigh, NC  
**Enrollment:** 650  
**Colors:** Green, Black & White  
**Nickname:** Pacers  
**2007-2008:** 5-20, 1-17 USA South  
**Head Coach:** Kelly Johnson  
**Coach Johnson's Record:** 45-59 (4 seasons)  
**Record at PC:** 45-59 (4 seasons)  
**SID:** Wendy Jones (919) 508-2331  
**Top Returners:**

Name, Class	Ht.	PPG	RPG
Christy Freeman, Sr.	5-4	9.4	2.9
Lauren Seeger, Sr.	5-11	6.8	6.1
LeAnne Horne, Jr.	5-6	9.6	3.9
Brittany Lynn, Sr.	5-9	7.3	4.1

**Key Losses**

Name	PPG	RPG
Amanda Cross	4.9	1.4

**SHENANDOAH**

Game #9 - 1/14/09 Winchester, VA  
Game #18 - 2/4/09 Freeman Center  
Series record: CNU leads 30-5

**Location:** Winchester, VA  
**Enrollment:** 1,700  
**Colors:** Red, White & Blue  
**Nickname:** Hornets  
**2007-2008:** 11-15, 9-9 USA South  
**Head Coach:** Michelle Guyant-Holloway  
**Coach Guyant-Holloway's Record:** 28-24 (2 seasons)  
**Record at SU:** 28-24 (2 seasons)  
**Assistant Coaches:** Bob Burner, Emily Crider  
**SID:** Scott Musa (540) 665-5417  
**Top Returners:**

Name, Class	Ht.	PPG	RPG
Alexis Hargbol, Jr.	5-10	13.8	9.4
Katherine Flint, Jr.	5-3	12.6	4.0
Sierra Edwards, So.	5-9	8.0	3.8

**Key Losses**

Name	PPG	RPG
Whitney French	6.3	2.2

## 2008-2009 Non-Conference Opponents

**LYNCHBURG**

Game #1 - 11/21/08  
Lynchburg, VA  
Series record: CNU leads 5-2

**Location:** Lynchburg, VA  
**Colors:** Crimson & Gray  
**Nickname:** Hornets  
**2007-08 Record:** 16-10  
**Head Coach:** Stephanie Tobey  
**Tobey's Record at LC:** 33-44 (4th season)  
**Assistant Coach:** Aaron Smith  
**SID:** Mike Carpenter (434) 544-8495

**MARYMOUNT**

Game #6 - 1/3/09  
Arlington, VA  
Series record: Marymount leads 13-11

**Location:** Arlington, VA  
**Colors:** Royal Blue & White  
**Nickname:** Saints  
**2007-08 Record:** 23-6  
**Head Coach:** Bill Finney  
**Finney's Record at MU:** 505-184 (26th season)  
**Assistant Coaches:** CK Calhoun and Stephanie Witko  
**SID:** Judy Finney (703) 284-3838

**PIEDMONT**

Game #4 - 12/5/08  
Freeman Center  
Series record: First Meeting

**Location:** Demorest, GA  
**Colors:** Green & Gold  
**Nickname:** Lady Lions  
**2007-08:** 24-4  
**Head Coach:** Jamie Purdy  
**Purdy's Record at PC:** 62-19 (4th season)  
**Assistant Coach:** Miles Kendall  
**SID:** Richard Dombrowsky (707) 778-300 ext: 1291

**ST. MARY'S**

Game #2 - 11/25/07  
Freeman Center  
Series record: CNU leads 7-3

**Location:** St. Mary's City, MD  
**Colors:** Blue & Old Gold  
**Nickname:** Seahawks  
**2007-08 Record:** 18-8  
**Head Coach:** Barb Bausch  
**Bausch's Record at SMC:** 18-8 (2nd season)  
**SID:** Nairem Moran (240) 895-4482

**TRINITY (D.C.)**

Game #3 - 12/3/08  
Freeman Center  
Series record: CNU leads 1-0

**Location:** Washington, D.C.  
**Colors:** Purple & Gold  
**Nickname:** Tigers  
**2007-08 Record:** 4-23  
**Head Coach:** Tracey Renken  
**Renken's Record at TU:** (1st season)  
**SID:** Beth Stone (202) 884-9686

**VA. WESLEYAN**

Game #5 - 12/15/08  
VA Beach, VA  
Series record: CNU leads 35-20

**Location:** Norfolk, VA  
**Colors:** Navy Blue & Silver  
**Nickname:** Lady Marlins  
**2007-08 Record:** 22-6  
**Head Coach:** Stephany Dunmyer  
**Dunmyer's Record at VWC:** 77-56 (6th season)  
**Assistant Coaches:** Lindsay Reynolds and Kenny Edwards  
**SID:** Joe Wasiluk (757) 455-3393



# A LOOK AT 2007-2008

Stacy Whiting

## NON-CONFERENCE SEASON

Christopher Newport finished non-conference play 5-2, with its only losses coming at the hands of Goucher and fifth-ranked Mary Washington.

The Captains defeated Old Dominion Athletic Conference rivals VA Wesleyan, Lynchburg and Roanoke.

CNU rounded out non-conference play by defeating Trinity (D.C.) and Hood College.

2007-2008 was the first year the USA South went to an 18-game schedule, which limited Head Coach Carolyn Hunter's ability to schedule non-conference games.

## USA SOUTH

For the third straight season, CNU tied for second in the regular season of the USA South. 2007-2008 was the first season involving two new members, Mary Baldwin and Meredith, which brought the total of number of conference games to 18. Christopher Newport finished the year 14-4 in a three-way tie for second place. CNU, along with Ferrum and Methodist, all finished one game behind Greensboro for the top spot.

The Captains once again hosted the semifinals and finals of the USA South Conference Tournament. CNU, which won the tie breaker with Ferrum and Methodist, was the two-seed and opened quarterfinal play with a 75-30 win over Averett. The Captains then narrowly defeated Methodist, 70-68, in the semifinals, before falling 83-80 to Greensboro in the title game.

The Captains were third in scoring offense averaging 72.9 points per game. CNU led the conference free throw percentage (73.2), field goal percentage (46.7), three-point field goal percentage (39.0), and blocked shots per game (4.3).

Christopher Newport opened conference play with wins over Meredith, Mary Baldwin, Shenandoah, Peace and NC Wesleyan. The Captains first two-game road trip to the western part of the state resulted in two losses, at Ferrum and at Averett. CNU bounced back to win eight straight before falling to Mary Baldwin. The Captains closed regular season play by losing at Greensboro and winning at Methodist.

## LEADING THE WAY

For the first time in quite a while, a freshman paced Christopher Newport. Chelsie Schweers quickly made



Colandra Rollins

Jesse Hutcheson



Michele Russell

her stance in the USA South and at Christopher Newport. The guard from Chesapeake, VA averaged 21.6 points, shot 51% from the floor, including 45% from behind the arc.

She set new school records for three-pointers in a season (80), three-pointers in a game (10), three-point field goal percentage for a season and three-point field goal percentage in a game (83.3%).

Schweers became the first USA South player to be named both the Player and Rookie of the Year in the same season.

She also became the first CNU All-American since Misty Hart in 1997-98 when she was named Honorable Mention All-American. Schweers was also named the South Region's Rookie of the Year and a First Team All-South selection. She was also honored by being named the State's Player and Rookie of the Year.

## ROLLINS TOPS 1,000

Colandra Rollins became the 22nd player in women's basketball history to score at least 1,000 points for her career. She finished with 1,134 points and also grabbed 810 rebounds. Her 1,134 points rank 13th all time while her rebounding total ranks ninth in school history.

Rollins was second on the team in scoring, averaging 18.5 points as a senior. She also paced the team, averaging 11.5 rebounds per contest and shot 60.7% from the field.

## NATIONAL STAT LEADERS

The Captains were ranked both as a team and had several individuals ranked in the national in stats.

CNU ranked second in the nation in three-point field goal percentage, hitting 39% of its three-point attempts. The Captains were 18th in rebounding margin, out-rebounding their opponents, on average, by more than nine per game. Christopher Newport was also fifth in field-goal percentage, hitting 46.7% of its shots.

Individually, Chelsie Schweers finished sixth in the nation in points per game (21.6). She also finished seventh in three-point field goal percentage (45.2) while placing 14th in three-point field goals per game (2.9).

Colandra Rollins was sixth in the country in field goal percentage (60.7) and 16th in rebounding (11.5). Michele Russell finished 17th in the nation in assists per game (5.5). Kelly White was ninth in the country in blocked shots per game (3.4).



## 2007-2008 FINAL STATISTICS

### OVERALL STATISTICS: 21-7 (14-4 USA SOUTH) HOME 12-3, ROAD 9-4, NEUTRAL 0-0

Player	GP-GS	Min-Avg	FG-FGA	Pct	3FG-FGA	Pct	FT-FTA	Pct	Off	Def	Tot	Avg	PF	FO	A	TO	Blk	Stl	Pts	Avg
<b>SCHWEERS, Chelsie</b>	<b>28-27</b>	<b>1021-36.5</b>	<b>217-427</b>	<b>.508</b>	<b>80-177</b>	<b>.452</b>	<b>90-113</b>	<b>.796</b>	<b>41</b>	<b>97</b>	<b>138</b>	<b>4.9</b>	<b>47</b>	<b>0</b>	<b>98</b>	<b>100</b>	<b>14</b>	<b>44</b>	<b>604</b>	<b>21.6</b>
ROLLINS, Colandra	28-28	990-35.4	187-308	.607	0-0	.000	143-187	.765	121	202	323	11.5	79	2	54	106	11	46	517	18.5
<b>MOORE, Jessica</b>	<b>25-24</b>	<b>813-32.5</b>	<b>113-85</b>	<b>.396</b>	<b>7-32</b>	<b>.219</b>	<b>33-46</b>	<b>.717</b>	<b>62</b>	<b>103</b>	<b>165</b>	<b>6.6</b>	<b>60</b>	<b>1</b>	<b>46</b>	<b>78</b>	<b>4</b>	<b>13</b>	<b>266</b>	<b>10.6</b>
RUSSELL, Michele	28-28	974-34.8	92-218	.422	13-42	.310	39-50	.780	26	64	90	3.2	65	2	154	107	2	43	236	8.4
WHITE, Kelly	21-5	450-21.4	65-144	.451	0-0	.000	26-49	.531	53	100	153	7.3	52	2	5	18	71	16	156	7.4
CARMON, Jessica	24-19	581-24.2	43-108	.398	0-1	.000	37-56	.661	44	76	120	5.0	52	1	24	42	13	25	123	5.1
PERRY, Shannon	13-0	157-12.1	7-31	.226	0-2	.000	8-13	.615	6	15	21	1.6	13	0	7	27	0	6	22	1.7
DUCA, Kristen	22-2	167-7.6	9-14	.643	0-0	.000	9-15	.600	17	21	38	1.7	19	0	1	16	5	2	27	1.2
LEE, Monique	23-0	215-9.3	4-33	.121	0-1	.000	4-6	.667	6	18	24	1.0	11	0	8	15	0	2	12	0.5
TEAM.....											97	3.5				19				
Total.....	28	764-1635	467	106-272	.390	407-556	.732	422	774	1196	42.7	412	8	411	548	120	203	2041	72.9	
Opponents.....	28	648-1752	370	123-417	.295	357-507	.704	407	535	942	33.6	458	-	365	440	84	236	1776	63.4	

**RETURNING PLAYERS IN BOLD**

SCORE BY PERIODS:	1st	2nd	Total
Christopher Newport	946	1095	2041
Opponents	817	959	1776

## 2007-2008 FINAL USA SOUTH CONFERENCE STATISTICS

### USA SOUTH STATISTICS: 14-4, HOME 8-1, ROAD 6-3

Player	GP-GS	Min-Avg	FG-FGA	Pct	3FG-FGA	Pct	FT-FTA	Pct	Off	Def	Tot	Avg	PF	FO	A	TO	Blk	Stl	Pts	Avg
<b>SCHWEERS, Chelsie</b>	<b>18-18</b>	<b>663-36.8</b>	<b>137-274</b>	<b>.500</b>	<b>57-122</b>	<b>.467</b>	<b>63-78</b>	<b>.808</b>	<b>25</b>	<b>67</b>	<b>92</b>	<b>5.1</b>	<b>32</b>	<b>0</b>	<b>53</b>	<b>66</b>	<b>8</b>	<b>27</b>	<b>394</b>	<b>21.9</b>
ROLLINS, Colandra	18-18	627-34.8	111-179	.620	0-0	.000	98-125	.784	87	120	207	11.5	48	1	36	65	7	25	320	17.8
<b>MOORE, Jessica</b>	<b>18-18</b>	<b>593-32.9</b>	<b>80-207</b>	<b>.386</b>	<b>6-24</b>	<b>.250</b>	<b>26-36</b>	<b>.722</b>	<b>48</b>	<b>81</b>	<b>129</b>	<b>7.2</b>	<b>43</b>	<b>1</b>	<b>37</b>	<b>59</b>	<b>4</b>	<b>11</b>	<b>192</b>	<b>10.7</b>
RUSSELL, Michele	18-18	639-35.5	59-149	.396	8-28	.286	20-27	.741	18	38	56	3.1	43	2	101	75	1	30	146	8.1
WHITE, Kelly	16-4	330-20.6	45-107	.421	0-0	.000	15-36	.417	40	71	111	6.9	43	1	2	16	57	13	105	6.6
CARMON, Jessica	18-14	437-24.3	30-80	.375	0-1	.000	30-46	.652	39	54	93	5.2	36	0	21	37	7	19	90	5.0
DUCA, Kristen	15-0	112-7.5	5-7	.714	0-0	.000	4-8	.500	11	15	26	1.7	13	0	1	12	2	1	14	0.9
LEE, Monique	16-0	137-8.6	4-22	.182	0-0	.000	4-6	.667	3	9	12	0.8	6	0	6	9	0	1	12	0.8
PERRY, Shannon	7-0	50-7.1	2-11	.182	0-0	.000	0-1	.000	0	5	5	0.7	6	0	3	14	0	1	4	0.6
TEAM.....									21	35	56	3.1				13				
Total.....	18	475-1042	456	71-175	.406	262-365	.718	292	496	788	43.8	272	5	260	368	86	128	1283	71.3	
Opponents.....	18	409-1111	368	71-261	.272	242-337	.718	254	341	595	33.1	294	-	237	272	50	170	1131	62.8	

**RETURNING PLAYERS IN BOLD**

SCORE BY PERIODS:	1st	2nd	Total
Christopher Newport	593	690	1283
Opponents	537	594	1131

## 2007-2008 FINAL STATISTICS CATEGORY LEADERS

<p><b>FG %</b></p> <p>ROLLINS, C. 187 308 .607</p> <p>SCHWEERS, C. 217 427 .508</p> <p>WHITE, Kelly 65 144 .451</p> <p>RUSSELL, M. 92 218 .422</p> <p>CARMON, Jessica 43 108 .398</p> <p><b>FG ATTEMPTS</b></p> <p>SCHWEERS, C. 28 427 15.3</p> <p>ROLLINS, C. 28 308 11.0</p> <p>MOORE, Jessica 25 285 11.4</p> <p>RUSSELL, M. 28 218 7.8</p> <p>WHITE, Kelly 21 144 6.9</p> <p><b>FG MADE</b></p> <p>SCHWEERS, C. 28 217 7.8</p> <p>ROLLINS, Colandra 28 187 6.7</p> <p>MOORE, Jessica 25 113 4.5</p> <p>RUSSELL, Michele 28 92 3.3</p> <p>WHITE, Kelly 21 65 3.1</p> <p><b>3-POINT %</b></p> <p>SCHWEERS, C. 80 177 .452</p> <p>RUSSELL, M. 13 42 .310</p> <p>MOORE, Jessica 7 32 .219</p> <p><b>3-POINT FG ATT</b></p> <p>SCHWEERS, C. 28 177 6.3</p> <p>RUSSELL, M. 28 42 1.5</p> <p>MOORE, Jessica 25 32 1.3</p> <p><b>3-POINT FGS MADE</b></p> <p>SCHWEERS, C. 28 80 2.9</p> <p>RUSSELL, Michele 28 13 0.5</p> <p>MOORE, Jessica 25 7 0.3</p> <p><b>FT PERCENTAGE</b></p> <p>SCHWEERS, Chelsie 90 113 .796</p> <p>RUSSELL, Michele 39 50 .780</p> <p>ROLLINS, Colandra 143 187 .765</p> <p>MOORE, Jessica 33 46 .717</p> <p>LEE, Monique 4 6 .667</p> <p><b>FT ATTEMPTS</b></p> <p>ROLLINS, Colandra 28 187 6.7</p> <p>SCHWEERS, Chelsie 28 113 4.0</p>	<p>CARMON, Jessica 24 56 2.3</p> <p>RUSSELL, Michele 28 50 1.8</p> <p>WHITE, Kelly 21 49 2.3</p> <p><b>FT MADE</b></p> <p>ROLLINS, Colandra 28 143 5.1</p> <p>SCHWEERS, Chelsie 28 90 3.2</p> <p>RUSSELL, Michele 28 39 1.4</p> <p>CARMON, Jessica 24 37 1.5</p> <p>MOORE, Jessica 25 33 1.3</p> <p><b>POINTS</b></p> <p>SCHWEERS, Chelsie 28 604 21.6</p> <p>ROLLINS, Colandra 28 517 18.5</p> <p>MOORE, Jessica 25 266 10.6</p> <p>RUSSELL, Michele 28 236 8.4</p> <p>WHITE, Kelly 21 156 7.4</p> <p>CARMON, Jessica 24 123 5.1</p> <p><b>SCORING AVERAGE</b></p> <p>SCHWEERS, Chelsie 28 604 21.6</p> <p>ROLLINS, Colandra 28 517 18.5</p> <p>MOORE, Jessica 25 266 10.6</p> <p>RUSSELL, Michele 28 236 8.4</p> <p>WHITE, Kelly 21 156 7.4</p> <p>CARMON, Jessica 24 123 5.1</p> <p><b>REBOUNDS</b></p> <p>ROLLINS, Colandra 28 323 11.5</p> <p>MOORE, Jessica 25 165 6.6</p> <p>WHITE, Kelly 21 153 7.3</p> <p>SCHWEERS, Chelsie 28 138 4.9</p> <p>CARMON, Jessica 24 120 5.0</p> <p><b>REBOUND AVERAGE</b></p> <p>ROLLINS, Colandra 28 323 11.5</p> <p>MEDFORD, Alicia 1 11 11.0</p> <p>WHITE, Kelly 21 153 7.3</p> <p>MOORE, Jessica 25 165 6.6</p> <p>CARMON, Jessica 24 120 5.0</p> <p><b>ASSISTS</b></p> <p>RUSSELL, Michele 28 154 5.5</p> <p>SCHWEERS, Chelsie 28 98 3.5</p> <p>ROLLINS, Colandra 28 54 1.9</p> <p>MOORE, Jessica 25 46 1.8</p> <p>CARMON, Jessica 24 24 1.0</p>	<p><b>STEALS</b></p> <p>ROLLINS, Colandra 28 46 1.6</p> <p>SCHWEERS, Chelsie 28 44 1.6</p> <p>RUSSELL, Michele 28 43 1.5</p> <p>CARMON, Jessica 24 25 1.0</p> <p>WHITE, Kelly 21 16 0.8</p> <p><b>OFFENSIVE REBOUNDS</b></p> <p>ROLLINS, Colandra 28 121 4.3</p> <p>MOORE, Jessica 25 62 2.5</p> <p>WHITE, Kelly 21 53 2.5</p> <p>CARMON, Jessica 24 44 1.8</p> <p>SCHWEERS, Chelsie 28 41 1.5</p> <p><b>DEFENSIVE REBOUNDS</b></p> <p>ROLLINS, Colandra 28 202 7.2</p> <p>MOORE, Jessica 25 103 4.1</p> <p>WHITE, Kelly 21 100 4.8</p> <p>SCHWEERS, Chelsie 28 97 3.5</p> <p>CARMON, Jessica 24 76 3.2</p> <p><b>BLOCKED SHOTS</b></p> <p>WHITE, Kelly 21 71 3.4</p> <p>SCHWEERS, Chelsie 28 14 0.5</p> <p>CARMON, Jessica 24 13 0.5</p> <p>ROLLINS, Colandra 28 11 0.4</p> <p>DUCA, Kristen 22 5 0.2</p> <p><b>MINUTES</b></p> <p>SCHWEERS, Chelsie 28 1021 36.5</p> <p>ROLLINS, Colandra 28 990 35.4</p> <p>RUSSELL, Michele 28 974 34.8</p> <p>MOORE, Jessica 25 813 32.5</p> <p>CARMON, Jessica 24 581 24.2</p> <p><b>TURNOVERS</b></p> <p>RUSSELL, Michele 28 107 3.8</p> <p>ROLLINS, Colandra 28 106 3.8</p> <p>SCHWEERS, Chelsie 28 100 3.6</p> <p>MOORE, Jessica 25 78 3.1</p> <p>CARMON, Jessica 24 42 1.8</p>
--	---	--

## INDIVIDUAL GAME HIGHS

POINTS	35 SCHWEERS, Chelsie vs Methodist (02/02/08)	FT PCT	1.000 (10-10) ROLLINS, Colandra at Trinity (11/20/07)
	32 SCHWEERS, Chelsie at Peace (02/09/08)	REBS	20 WHITE, Kelly vs Peace (01/20/08)
	30 SCHWEERS, Chelsie vs Greensboro (02/03/08)		19 ROLLINS, Colandra vs Greensboro (02/03/08)
	29 SCHWEERS, Chelsie vs Hood (11/24/07)		19 ROLLINS, Colandra vs Meredith (01/06/08)
	28 SCHWEERS, Chelsie at Roanoke (01/09/08)	ASSISTS	11 RUSSELL, Michele vs Greensboro (02/03/08)
	28 ROLLINS, Colandra vs Hood (11/24/07)		9 SCHWEERS, Chelsie vs Greensboro (03/01/08)
FG MADE	13 SCHWEERS, Chelsie at Roanoke (01/09/08)		9 RUSSELL, Michele vs Hood (11/24/07)
	12 MOORE, Jessica vs Meredith (01/06/08)	STEALS	5 SCHWEERS, Chelsie vs Methodist (02/29/08)
	12 SCHWEERS, Chelsie vs Hood (11/24/07)		5 RUSSELL, Michele vs Meredith (01/06/08)
	12 ROLLINS, Colandra vs Hood (11/24/07)	BLOCKS	11 WHITE, Kelly at NC Wesleyan (01/22/08)
FG ATT	23 SCHWEERS, Chelsie at Goucher (12/01/07)		7 WHITE, Kelly vs Ferrum (02/16/08)
	22 SCHWEERS, Chelsie at Greensboro (02-22-08)		7 WHITE, Kelly vs Peace (01/20/08)
FG PCT	.909 (10-11) RUSSELL, Michele vs Averett (02/17/08)		
	.889 (8-9) ROLLINS, Colandra vs NC Wesleyan (02/12/08)		
	.889 (8-9) SCHWEERS, Chelsie at VA Wesleyan (12/15/07)		
3PT FG MADE	10 SCHWEERS, Chelsie at Peace (02/09/08)		
	6 SCHWEERS, Chelsie at Meredith (02/10/08)		
	6 SCHWEERS, Chelsie at Shenandoah (02/08/08)		
	6 SCHWEERS, Chelsie vs Methodist (02/02/08)		
3PT FG ATT	12 SCHWEERS, Chelsie at Peace (02/09/08)		
	12 SCHWEERS, Chelsie at Shenandoah (02/08/08)		
3PT FG PCT	1.000 (3-3) SCHWEERS, Chelsie at VA Wesleyan (12/15/07)		
FT MADE	11 SCHWEERS, Chelsie vs Ferrum (02/16/08)		
	11 ROLLINS, Colandra vs Peace (01/20/08)		
FT ATT	13 ROLLINS, Colandra vs Peace (01/20/08)		
	13 ROLLINS, Colandra vs Meredith (01/06/08)		



## 2007-2008 RESULTS

### OVERALL STATISTICS: 21-7 (14-4 USA SOUTH) HOME 12-3, ROAD 9-4, NEUTRAL 0-0

DATE	TIME	OPPONENT	SCORE	ATTEND	HIGH POINTS	HIGH REBOUNDS
11/20/07	7:00 pm	at Trinity	W 79-60	40	(22)SCHWEERS, Chelsie (22)ROLLINS, Colandra	(5)LEE, Monique (5)ROLLINS, Colandra
11/24/07	2:00 pm	HOOD	W 98-57	568	(29)SCHWEERS, Chelsie	(11)MEDFORD, Alicia
12/01/07	4:00	at Goucher	L 69-81	180	(24)ROLLINS, Colandra	(10)ROLLINS, Colandra
12/15/07	2 p.m.	at VA Wesleyan	W 81-67	210	(27)SCHWEERS, Chelsie	(17)ROLLINS, Colandra
12/18/07	7:00 pm	LYNCHBURG	W 79-72	659	(23)ROLLINS, Colandra	(14)ROLLINS, Colandra
01/04/08	4:00 pm	MARY WASH.	L 52-67	619	(9)MOORE, Jessica (9)ROLLINS, Colandra	(13)ROLLINS, Colandra
01/06/08	2:00 pm	MEREDITH*	W 84-67	519	(26)MOORE, Jessica	(19)ROLLINS, Colandra
01/09/08	5:30 p.m.	at Roanoke	W 75-60	98	(28)SCHWEERS, Chelsie	(13)ROLLINS, Colandra
01/13/08	2pm	at Mary Baldwin*	W 70-66	152	(25)SCHWEERS, Chelsie	(9)ROLLINS, Colandra (9)MOORE, Jessica
01/15/08	5:30 pm	SHENANDOAH*	W 63-54	676	(26)SCHWEERS, Chelsie	(16)ROLLINS, Colandra
01/20/08	2:00 pm	PEACE*	W 87-55	546	(23)ROLLINS, Colandra	(20)WHITE, Kelly
01/22/08	5:30 pm	at NC Wesleyan*	W 64-53	214	(16)SCHWEERS, Chelsie	(13)WHITE, Kelly (13)ROLLINS, Colandra
01/26/08	2 p.m.	at Ferrum*	L 54-69	345	(20)SCHWEERS, Chelsie	(8)WHITE, Kelly (8)MOORE, Jessica
01/27/08	2:00 PM	at Averett*	L 55-63	321	(15)RUSSELL, Michele	(9)ROLLINS, Colandra
02/02/08	2:00 pm	METHODIST*	W 71-63	793	(35)SCHWEERS, Chelsie	(10)ROLLINS, Colandra
02/03/08	2:00 pm	GREENSBORO*	W 86-85	512	(30)SCHWEERS, Chelsie	(19)ROLLINS, Colandra
02/08/08	5:30 pm	at Shenandoah*	W 70-66	237	(27)ROLLINS, Colandra	(10)ROLLINS, Colandra
02/09/08	2:00pm	at Peace*	W 85-58	123	(32)SCHWEERS, Chelsie	(9)MOORE, Jessica
02/10/08	1:00 pm	at Meredith*	W 91-79	152	(23)MOORE, Jessica (23)SCHWEERS, Chelsie	(11)CARMON, Jessica
02/12/08	5:30 pm	NC WESLEYAN*	W 81-55	618	(22)ROLLINS, Colandra	(11)ROLLINS, Colandra (11)WHITE, Kelly
02/16/08	2:00 pm	FERRUM*	W 82-74	972	(24)SCHWEERS, Chelsie	(11)ROLLINS, Colandra
02/17/08	2:00 pm	AVERETT*	W 76-46	1061	(22)RUSSELL, Michele	(11)ROLLINS, Colandra
02/19/08	7:00 pm	MARY BALDWIN*	L 60-61	551	(20)SCHWEERS, Chelsie	(10)ROLLINS, Colandra
02/22/08	5:30 p.m.	at Greensboro*	L 44-59	150	(18)SCHWEERS, Chelsie	(18)ROLLINS, Colandra
2/23/08	2 pm	at Methodist*	W 60-58	308	(22)SCHWEERS, Chelsie	(11)ROLLINS, Colandra
02/26/08	5:30 pm	AVERETT#	W 75-30	334	(18)MOORE, Jessica	(18)ROLLINS, Colandra
02/29/08	6:00 pm	METHODIST#	W 70-68	620	(26)SCHWEERS, Chelsie	(7)WHITE, Kelly
03/01/08	2:00pm	GREENSBORO#	L 80-83	506	(22)ROLLINS, Colandra	(13)ROLLINS, Colandra

\* USA South game

# USA South Tournament game

### 2007-08 CNU TRENDS

By Month	By Days/Times	By Site/Misc.	By Stats Comparison
November 2-0	Monday 0-0	Home 12-3	When shooting 50%+ 8-1
December 2-1	Tuesday 6-1	Away 9-4	When shooting 40-49% 13-2
January 6-3	Wednesday 2-1	Neutral 0-0	When shooting under 40% 0-4
February 11-2	Thursday 0-0	OT 0-0	When outrebounding opp. 17-4
March 0-1	Friday 1-2	Leading at half 16-1	When rebounds equal 1-0
	Saturday 7-3	Trailing at half 4-6	When opp. outrebounds CNU 3-3
	Sunday 5-0	Tied at half 1-0	
	Day 12-3	USA South 14-4	
	Night 9-1	USA South Trn. 2-1	

### CNU'S FG SHOOTING

	FG-FGA	PCT.
Home	377-806	.468
Away	343-836	.410
Neutral	100-229	.437
Totals	820-1871	.438

### ATTENDANCE SUMMARY

	GAMES	TOTALS	AVG/GAME
HOME	14	11,125	794
AWAY	12	3,093	258
NEUTRAL	4	540	135
TOTAL	30	14,758	492

### CNU'S FT SHOOTING

	FT-FTA	PCT.
Home	200-273	.733
Away	178-244	.730
Neutral	46-70	.657
Totals	424-587	.722

# CAPTAINS BASKETBALL 2008-09

## 2007-2008 TEAM GAME-BY-GAME STATS

### CNU

Opponent	Date	Score W/L	TOTAL		3-PTRS		REBOUNDS				Pct	Off Def	Tot	Avg PF	A	TO	Blk	Stl	Pts	Avg		
			FG	FGA	Pct	3FG	FGA	Pct	FT	FTA												
at Trinity	11/20/07	79-60 W	24	54	.444	5	6	.833	26	30	.867	10	18	28	28.0	7	12	14	1	2	79	79.0
HOOD COLLEGE	11/24/07	98-57 W	39	67	.582	4	9	.444	16	21	.762	12	29	41	34.5	9	24	13	2	13	98	88.5
at Goucher	12/01/07	69-81 L	25	67	.373	2	15	.133	17	24	.708	18	22	40	36.3	17	16	17	1	7	69	82.0
at Virginia Wesleyan	12/15/07	81-67 W	26	46	.565	4	8	.500	25	29	.862	10	33	43	38.0	17	12	29	0	4	81	81.8
LYNCHBURG	12/18/07	79-72 W	32	64	.500	7	15	.467	8	14	.571	14	27	41	38.6	15	19	17	5	6	79	81.2
NO. 5 MARY WASH.	01/04/08	52-67 L	18	59	.305	2	12	.167	14	19	.737	12	35	47	40.0	20	11	22	1	11	52	76.3
MEREDITH	01/06/08	84-67 W	33	63	.524	2	7	.286	16	23	.696	16	31	47	41.0	13	14	20	1	12	84	77.4
at Roanoke	01/09/08	75-60 W	32	59	.542	3	8	.375	8	12	.667	15	30	45	41.5	10	7	24	7	12	75	77.1
at Mary Baldwin	01/13/08	70-66 W	24	53	.453	5	9	.556	17	20	.850	17	25	42	41.6	13	5	23	1	7	70	76.3
SHENANDOAH	01/15/08	63-54 W	24	57	.421	4	11	.364	11	20	.550	14	30	44	41.8	19	13	21	4	8	63	75.0
PEACE	01/20/08	87-55 W	34	69	.493	1	4	.250	18	26	.692	28	37	65	43.9	18	21	21	10	7	87	76.1
at NC Wesleyan	01/22/08	64-53 W	23	55	.418	0	3	.000	18	28	.643	17	44	61	45.3	13	12	27	11	4	64	75.1
at Ferrum	01/26/08	54-69 L	24	58	.414	3	9	.333	3	6	.500	12	18	30	44.2	15	13	22	4	5	54	73.5
at Averett	01/27/08	55-63 L	21	45	.467	0	4	.000	13	20	.650	11	27	38	43.7	25	7	26	7	9	55	72.1
METHODIST	02/02/08	71-63 W	23	47	.489	6	11	.545	19	26	.731	8	27	35	43.1	12	17	23	2	10	71	72.1
GREENSBORO	02/03/08	86-85 W	31	63	.492	5	11	.455	19	27	.704	19	32	51	43.6	19	21	22	6	7	86	72.9
at Shenandoah	02/08/08	70-66 W	27	60	.450	6	15	.400	10	14	.714	14	20	34	43.1	16	12	17	5	4	70	72.8
at Peace	02/09/08	85-58 W	30	51	.588	11	14	.786	14	16	.875	10	26	36	42.7	17	23	26	0	4	85	73.4
at Meredith	02/10/08	91-79 W	33	66	.500	7	15	.467	18	23	.783	20	23	43	42.7	10	16	17	0	9	91	74.4
NC WESLEYAN	02/12/08	81-55 W	27	55	.491	6	14	.429	21	28	.750	16	36	52	43.2	15	20	16	8	6	81	74.7
FERRUM	02/16/08	82-74 W	30	67	.448	3	7	.429	19	23	.826	18	26	44	43.2	11	20	13	7	7	82	75.0
AVERETT	02/17/08	76-46 W	26	53	.491	5	10	.500	19	27	.704	16	23	39	43.0	18	15	17	4	7	76	75.1
MARY BALDWIN	02/19/08	60-61 L	25	65	.385	2	6	.333	8	11	.727	19	20	39	42.8	6	15	15	4	11	60	74.4
at Greensboro	02-22-08	44-59 L	16	64	.250	2	16	.125	10	14	.714	21	35	56	43.4	19	6	24	5	4	44	73.2
at Methodist	2/23/08	60-58 W	24	51	.471	3	9	.333	9	13	.692	16	16	32	42.9	13	10	18	7	7	60	72.6
AVERETT	02/26/08	75-30 W	31	57	.544	2	7	.286	11	13	.846	14	41	55	43.4	10	14	18	8	8	75	72.7
METHODIST	02/29/08	70-68 W	28	57	.491	2	5	.400	12	14	.857	12	19	31	42.9	17	11	13	2	9	70	72.6
GREENSBORO	03/01/08	80-83 L	34	63	.540	4	12	.333	8	15	.533	13	24	37	42.7	18	25	13	7	3	80	72.9
Christopher Newport		2041	764	1635	.467	106	272	.390	407	556	.732	422	774	1196	42.7	412	411	548	120	203	2041	72.9
Opponents		1776	648	1752	.370	123	417	.295	357	507	.704	407	535	942	33.6	458	365	440	84	236	1776	63.4

### OPPONENTS

Opponent	Date	Score W/L	TOTAL		3-PTRS		REBOUNDS				Pct	Off Def	Tot	Avg PF	A	TO	Blk	Stl	Pts	Avg		
			FG	FGA	Pct	3FG	FGA	Pct	FT	FTA												
at Trinity	11/20/07	79-60 W	27	67	.403	3	4	.750	3	12	.250	21	12	33	33.0	16	11	20	0	3	60	60.0
HOOD	11/24/07	98-57 W	21	59	.356	10	24	.417	5	6	.833	9	18	27	30.0	13	16	23	1	4	57	58.5
at Goucher	12/01/07	69-81 L	33	68	.485	6	13	.462	9	17	.529	18	29	47	35.7	18	14	20	5	6	81	66.0
at Virginia Wesleyan	12/15/07	81-67 W	22	63	.349	7	21	.333	16	18	.889	10	13	23	32.5	26	15	19	3	13	67	66.2
LYNCHBURG	12/18/07	79-72 W	27	72	.375	4	17	.235	14	23	.609	25	22	47	35.4	15	13	15	2	7	72	67.4
NO. 5 MARY WASH.	01/04/08	52-67 L	22	63	.349	4	15	.267	19	27	.704	10	32	42	36.5	16	13	15	7	8	67	67.3
MEREDITH	01/06/08	84-67 W	24	64	.375	3	19	.158	16	19	.842	12	19	31	35.7	17	13	16	4	9	67	67.3
at Roanoke	01/09/08	75-60 W	23	63	.365	5	14	.357	9	12	.750	11	16	27	34.6	14	16	17	4	12	60	66.4
at Mary Baldwin	01/13/08	70-66 W	24	69	.348	4	12	.333	14	18	.778	21	14	35	34.7	21	9	10	0	10	66	66.3
SHENANDOAH	01/15/08	63-54 W	20	52	.385	0	7	.000	14	18	.778	4	22	26	33.8	15	9	16	1	9	54	65.1
PEACE	01/20/08	87-55 W	23	76	.303	1	7	.143	8	16	.500	22	14	36	34.0	19	14	12	2	11	55	64.2
at NC Wesleyan	01/22/08	64-53 W	22	77	.286	2	18	.111	7	18	.389	16	22	38	34.3	19	10	10	5	16	53	63.2
at Ferrum	01/26/08	54-69 L	24	53	.453	6	14	.429	15	19	.789	13	22	35	34.4	9	14	17	4	11	69	63.7
at Averett	01/27/08	55-63 L	16	46	.348	2	10	.200	29	39	.744	10	17	27	33.9	19	10	16	3	11	63	63.6
METHODIST	02/02/08	71-63 W	22	59	.373	4	17	.235	15	19	.789	12	20	32	33.7	18	11	20	1	12	63	63.6
GREENSBORO	02/03/08	86-85 W	28	67	.418	7	23	.304	22	31	.710	15	19	34	33.8	19	14	17	4	18	85	64.9
at Shenandoah	02/08/08	70-66 W	24	56	.429	4	13	.308	14	16	.875	12	21	33	33.7	12	14	16	2	3	66	65.0
at Peace	02/09/08	85-58 W	21	60	.350	2	11	.182	14	21	.667	16	12	28	33.4	17	16	21	3	8	58	64.6
at Meredith	02/10/08	91-79 W	37	71	.521	4	14	.286	1	3	.333	10	18	28	33.1	17	21	12	2	12	79	65.4
NC WESLEYAN	02/12/08	81-55 W	18	61	.295	4	15	.267	15	24	.625	11	17	28	32.8	17	11	8	3	4	55	64.8
FERRUM	02/16/08	82-74 W	29	71	.408	7	22	.318	9	9	1.000	16	23	39	33.1	21	20	15	4	5	74	65.3
AVERETT	02/17/08	76-46 W	17	56	.304	4	16	.250	8	16	.500	17	17	34	33.2	20	11	19	3	4	46	64.4
MARY BALDWIN	02/19/08	60-61 L	22	52	.423	7	13	.538	10	11	.909	10	22	32	33.1	10	14	20	4	8	61	64.3
at Greensboro	02-22-08	44-59 L	19	65	.292	4	15	.267	17	23	.739	14	30	44	33.6	11	13	11	3	14	59	64.0
at Methodist	2/23/08	60-58 W	19	56	.339	6	15	.400	14	17	.824	23	12	35	33.6	13	13	16	2	5	58	63.8
AVERETT	02/26/08	75-30 W	11	63	.175	3	18	.167	5	8	.625	13	13	26	33.3	16	6	14	2	5	30	62.5
METHODIST	02/29/08	70-68 W	25	52	.481	5	14	.357	13	19	.684	13	18	31	33.3	15	14	17	6	2	68	62.7
GREENSBORO	03/01/08	80-83 L	28	71	.394	5	16	.313	22	28	.786	23	21	44	33.6	15	10	8	4	6	83	63.4
Opponents		1776	648	1752	.370	123	417	.295	357	507	.704	407	535	942	33.6	458	365	440	84	236	1776	63.4
Christopher Newport		2041	764	1635	.467	106	272	.390	407	556	.732	422	774	1196	42.7	412	411	548	120	203	2041	72.9

## 2007-08 USA South Conference Standings

School	USA South				Overall			
	W-L	PCT.	PF	PA	W-L	PF	PA	PCT.
Greensboro	15-3	.833	74.3	57.0	21-8	.724	74.2	61.2
Christopher Newport	14-4	.778	71.3	62.8	21-7	.750	72.9	63.4
Methodist	14-4	.778	67.3	55.6	19-8	.704	65.0	57.9
Ferrum	14-4	.778	71.2	61.9	17-10	.630	73.1	65.8
<b>Shenandoah</b>	<b>9-9</b>	<b>.500</b>	<b>59.5</b>	<b>64.2</b>	<b>11-15</b>	<b>.423</b>	<b>59.4</b>	<b>67.7</b>
Mary Baldwin	8-10	.444	63.1	66.7	11-14	.440	64.0	67.6
Averett	8-10	.444	50.8	57.8	10-16	.385	52.0	59.5
N.C. Wesleyan	4-14	.222	58.0	65.1	7-18	.280	57.7	64.3
Meredith	3-15	.167	61.8	70.2	6-18	.250	62.0	69.4
Peace	1-17	.056	55.8	71.8	5-20	.200	58.0	65.4

### Complete 2007-08 USA Conference Statistics

can be found at

[www.usasouth.net/statistics/W-bkb/w-bkb\\_stats.htm](http://www.usasouth.net/statistics/W-bkb/w-bkb_stats.htm)

## 2007-08 All Conference Picks

### First Team

Jessica Carter, Mary Baldwin  
 Ali Davenport, Ferrum  
 Dione Eccles, Greensboro  
**Colandra Rollins, Christopher Newport**  
**Chelsie Schweers, Christopher Newport**

### Second Team

Essence Chambers, N.C. Wesleyan  
 Danielle Duncan, Greensboro  
 Nicole Hall, Meredith  
 Alexis Hargbol, Shenandoah  
 Ashley Harris, Methodist

**Player of the Year: Chelsie Schweers, Christopher Newport**

**Rookie of the Year: Chelsie Schweers, Christopher Newport**

**Coach of the Year: Jason Tuggle, Greensboro**

### Honorable Mention

Brittney Bullock, Ferrum  
 Miranda Carrasco, Ferrum  
 Brittany Cornelius, Meredith  
 Dezzire Gilliard, Methodist  
 Katherine Flint, Shenandoah  
 Taylor Poirier, Averett

### All-Tournament Team

Ali Davenport, Ferrum  
 Nikki Wilborn, Greensboro  
**Chelsie Schweers, Chris. Newport**  
 Danielle Duncan, Greensboro  
**Colandra Rollins, Chris. Newport**  
 Dione Eccles, Greensboro (MVP)

### All-Sportsmanship Team

Nikki Huffman, Averett  
**Michele Russell, Chris. Newport**  
 Tiesha Terry, Ferrum  
 Katie Freeman, Greensboro  
 Lindsay Callison, Mary Baldwin  
 Hunter Johnson, Meredith  
 Chelsale Hester, Methodist  
 Gretchen Tobias, N.C. Wesleyan  
 Amanda Cross, Peace  
 Whitney French, Shenandoah

## 2008-09 USA South Preseason Coaches Poll

School	1st Place	Total Pts.
1. Greensboro	9	81
2. Ferrum	1	70
3. CNU		60
4. Methodist		59
5. Shenandoah		52
6. Averett		38
7. NC Wesleyan		30
8. Peace		25
9. Meredith		23
10/ Mary Baldwin		13

### SCORING

## Player-Team	G	FG	3FG	FT	Pts	Avg/G
1. SCHWEERS, C., CNU	28	217	80	90	604	21.6
2. CARTER, Jess, MBC	25	192	66	76	526	21.0
3. ECCLES, Dione, GC	23	150	62	102	464	20.2
4. ROLLINS, C., CNU	28	187	0	143	517	8.5
5. HALL, Nicole, MC	24	185	31	42	443	18.5

### REBOUNDING

## Player-Team	G	OFF	DEF	TOT	Avg/G
1. ROLLINS, C., CNU	28	121	202	323	11.5
2. HAWKINS, Kara, MBC	23	98	154	252	11.0
3. DUNCAN, Danielle, GC	29	138	145	283	9.8
4. HARGBOL, Alexis, SU	26	93	152	245	9.4
5. DAVENPORT, Alex, FC	27	101	143	244	9.0

### FIELD GOAL PCT (Min. 3.0 made per game)

## Player-Team	G	FG	FGA	Pct
1. ROLLINS, Colandra, CNU	28	187	308	.607
2. DAVENPORT, Alex, FC	27	148	259	.571
3. DUNCAN, Danielle, GC	29	172	330	.521
4. SCHWEERS, Chelsie, CNU	28	217	427	.508
5. GILLIARD, Dezzire, MU	27	94	190	.495

### ASSISTS

## Player-Team	G	Asst	Avg/G
1. HALL, Nicole, MC	24	165	6.88
2. RUSSELL, Michele, CNU	28	154	5.50
3. LAWS, Caprice, FC	27	113	4.19
4. POIRIER, Taylor, AU	26	103	3.96
5. BURNETTE, Ashley, GC	22	79	3.59

### FREE THROW PCT (Min. 2.0 made per game)

## Player-Team	G	FTM	FTA	Pct
1. WHITEHURST, Kristen, MU	26	67	83	.807
2. ECCLES, Dione, GC	23	102	128	.797
3. SCHWEERS, Chelsie, CNU	28	90	113	.796
4. ROLLINS, Colandra, CNU	28	143	187	.765
5. WRIGHT, Tonya, FC	26	84	111	.757

### STEALS

## Player-Team	G	Steals	Avg/G
1. CHAMBERS, Essence, NCWC	25	88	3.52
2. HALL, Nicole, MC	24	81	3.38
3. ECCLES, Dione, GC	23	73	3.17
4. FLINT, Katherine, SU	26	71	2.73
5. BURNETTE, Ashley, GC	22	58	2.64

### BLOCKED SHOTS

## Player-Team	G	Blocks	Avg/G
1. WHITE, Kelly, CNU	21	71	3.38
2. TURNER, Whitley, MC	24	33	1.38
3. JACKSON, Candice, FC	19	20	1.05
4. DUNCAN, Danielle, GC	29	29	1.00
5. HESTER, Chelsale, MU	27	26	0.96

### SCORING OFFENSE

# Team	G	W-L	Pts	Avg/G
1. Greensboro	29	21-8	2151	74.2
2. Ferrum	27	17-10	1975	73.1
3. Christopher Newport	28	21-7	2041	72.9
4. Methodist	27	19-8	1754	65.0
5. Mary Baldwin	25	11-14	1601	64.0

### SCORING DEFENSE

# Team	G	Pts	Avg/G
1. Methodist	27	1563	57.9
2. Averett	26	1547	59.5
3. Greensboro	29	1774	61.2
4. Christopher Newport	28	1776	63.4
5. N.C. Wesleyan	25	1608	64.3

## USA SOUTH (DIXIE) RESULTS

## USA South (Dixie) Conference

1981-82	<b>at Virginia Wesleyan</b> First Round: CNC 80, Greensboro 44 Semifinals: St. Andrews 62, CNC 55
1982-83	<b>at N.C. Wesleyan</b> First Round: CNC 68, Methodist 53 Semifinals: Va. Wesleyan 66, CNC 65
1983-84	<b>at N.C. Wesleyan</b> First Round: CNC 63, N.C. Wesleyan 46 Semifinals: Va. Wesleyan 63, CNC 50
1984-85	<b>at Greensboro College</b> Semifinals: CNC 54, Va. Wesleyan 48 Finals: UNC Greensboro 72, CNC 65
1985-86	<b>at St. Andrews College</b> First Round: CNC 72, Methodist 63 Semifinals: CNC 69, UNC Greensboro 67 Finals: CNC 66, N.C. Wesleyan 62
1986-87	<b>at Ratcliffe Gym</b> First Round: CNC 76, Methodist 52 Semifinals: CNC 63, N.C. Wesleyan 53 Finals: UNC Greensboro 93, CNC 75
1987-88	<b>at Greensboro College</b> First Round: N.C. Wesleyan 91, CNC 85
1988-89	<b>at Va. Wesleyan College</b> First Round: CNC 85, Ferrum 54 Semifinals: Greensboro 83, CNC 79
1989-90	<b>at Methodist College</b> Semifinals: CNC 79, Ferrum 61 Finals: CNC 64, N.C. Wesleyan 53
1990-91	<b>at N.C. Wesleyan College</b> Semifinals: CNC 94, Ferrum 52 Finals: Greensboro 87, CNC 62
1991-92	<b>at Greensboro College</b> Semifinals: Ferrum 74, CNC 69
1992-93	<b>at Ratcliffe Gym</b> First Round: CNU 92, Averett 51 Semifinals: CNU 92, Greensboro 74 Finals: CNU 85, Methodist 83
1993-94	<b>at Ferrum College</b> Semifinals: Methodist 80, CNU 58
1994-95	<b>at Methodist College</b> Semifinals: Methodist 88, CNU 72
1995-96	<b>at Shenandoah University</b> Semifinals: CNU 71, Greensboro 69 Finals: Shenandoah 58, CNU 55
1996-97	<b>at Ratcliffe Gym</b> Semifinals: CNU 83, Methodist 65 Finals: Greensboro 55, CNU 49
1997-98	<b>at Ferrum College</b> Semifinals: CNU 92, Shenandoah 81 OT Finals: CNU 93, Methodist 91 OT
1998-99	<b>at Greensboro College</b> Semifinals: Greensboro 66, CNU 57
1999-2000	<b>at Averett University</b> Quarterfinals: CNU 81, Averett 71 Semifinals: Shenandoah 84, CNU 68
2000-2001	<b>at Shenandoah University</b> Semifinals: CNU 56, NC Wesleyan 45 Finals: CNU 65, Methodist 51
2001-2002	<b>at NC Wesleyan College</b> Quarterfinals: CNU 57, Shenandoah 36 Semifinals: CNU 66, Ferrum 55 Finals: Methodist 71, CNU 53
2002-2003	<b>at Methodist College</b> Quarterfinals: CNU 70, NC Wesleyan 52 Semifinals: CNU 49, Greensboro 44 Finals: Methodist 56, CNU 53
2003-2004	<b>at Chowan College</b> Quarterfinals: CNU 58, Methodist 57 Semifinals: CNU 64, Greensboro 56 Finals: CNU 57, Chowan 47
2004-2005	<b>at Freeman Center</b> Quarterfinals: Methodist 60, CNU 51
2005-2006	<b>at Freeman Center</b> Quarterfinals: Shenandoah 64, CNU 61
2006-2007	<b>at Freeman Center</b> Quarterfinals: CNU 61, Averett 50 Semifinals: CNU 77, Greensboro 62 Finals: CNU 77, Ferrum 53
2007-2008	<b>at Freeman Center</b> Quarterfinals: CNU 75, Averett 30 Semifinals: CNU 70, Methodist 68 Finals: Greensboro 83, CNU 80

Records vs. USA South in  
Tournament Play

Greensboro	6-5	St. Andrews	0-1
Methodist	6-5	Va. Wesleyan	1-2
N.C. Wesleyan	5-1	UNC Greensboro	1-2
Ferrum	5-1	Averett	4-0
Chowan	1-0	Totals	35-18
Shenandoah	2-3	Semifinals	15-8
First Round	11-2	Finals	7-8





## USA South All-Academic

Year	Player	Year	Player
1981-82	Patti Kellihan	1999-00	Tamara Pool
1982-83	Leanne Eyler	2000-01	Lindsey Carney
	Vicky Gunn		Lindsey Carney
1984-85	Karen Joyner	2001-02	Florine Gholston
1985-86	Alisa Fox		Tia Moore
	Becky Littreal	2002-03	Cherri Phillips
1986-87	Rory Peets	2003-04	Heidi Miller
1987-88	Susan Frishkorn	2004-05	Chazzy Morris
1989-90	Mandy Martin		Chazzy Morris
1990-91	Crystal Richardson	2005-06	Alyssa Bolles
1996-97	Tina Martin	2006-07	Samantha Davis
	Tamara Pool	2007-08	Samantha Davis
			Jessica Moore
Year	Player		
1998-99	Leema Madden		

## Fastest Starts

To five games			To 10 games		To 15 games	
Record	Year	Eventual Streak	Record	Year	Record	Year
5-0	1985-86	8	9-1	1985-86	13-2	1985-86
4-1	2007-08	-	9-1	1997-98	13-2	2001-02
4-1	1981-82	-	9-1	2001-02	12-3	1991-92
4-1	1986-87	2	8-2	2007-08	12-3	1997-98
4-1	1997-98	1	7-3	1981-82	11-4	2007-08
4-1	2000-01	2	7-3	1991-92	11-4	1996-97
4-1	2001-02	3	7-3	1996-97	10-5	1981-82
4-1	2002-03	4	7-3	2000-01	10-5	1982-83
3-2	1978-79	-	7-3	2002-03	10-5	1986-87
3-2	1982-83	-	6-4	1984-85	10-5	1990-91
3-2	1989-90	1	6-4	1982-83	10-5	1994-95
3-2	1991-92	1	6-4	2005-06	10-5	2000-01
3-2	2005-06	2	5-5	2003-04		

## USA South All-Academic



Lindsey Carney



Samantha Davis



Tina Martin



Heidi Miller



Jessica Moore



Tia Moore



Chazzy Morris



Rory Peets

## MILESTONE GAMES / CNU WOMEN'S HOOPS

**Dec. 1, 1971** - CNU plays its first women's basketball game, losing to Norfolk State at Ratcliffe Gym, 56-23.

**Dec. 8, 1971** - First CNU victory, a 22-13 win over Virginia Wesleyan at Ratcliffe Gym.

**Feb. 16, 1980** - The Lady Captains go over 100 points for the first time in a 119-33 win over Hollins.

**Mar. 6, 1980** - Lady Captains reach first post-season tournament, beating Methodist in the AIAW National Championship Tournament, 95-86. Also marks CNU's first winning season, finishing 18-13.

**Feb. 22, 1986** - CNU defeats N.C. Wesleyan, 66-62, to win first-ever Dixie Conference post-season championship.

**Feb. 28, 1986** - Lady Captains play in first-ever NCAA Tournament game, losing to Rust, 74-43.

**Nov. 14, 1988** - In a 101-60 win over Eastern College, two CNU players score 30 points in the same game for the first time ever as Beth Spurell and Cathy Skinner each record 30.

**Feb. 22, 1991** - In the semi-finals of the Dixie Conference Tournament CNU defeats Ferrum, 94-52, with five players scoring in double figures

**Feb. 2, 1992** - Karen Barefoot scores on a driving layup at the buzzer as

CNU defeats Marymount, 99-98, in possibly the greatest women's game ever played in Ratcliffe Gym.

**March 7, 1992** - The Lady Captains host the first NCAA Tournament game ever held at Ratcliffe Gym, and rally from a 38-30 deficit to defeat Marymount, 73-71. The win earns CNU its first spot ever in the "Sweet 16" round.

**Feb. 27, 1993** - Cynthia Allen rebounds a missed shot and scores the winning basket with just seconds left as CNU wins another Dixie Conference Tournament, this time at Ratcliffe Gym.

**Feb. 25, 1994** - Karen Barefoot becomes the first player in NCAA history, regardless of sex or division, to score 2,000 points and have 1000 assists in a career.

**Mar. 4, 1998** - CNU defeats Roanoke in an NCAA Tournament game at Ratcliffe Gym, 77-57. The win put CNU at 23-4, the best record in school history and followed another Dixie Conference regular-season and post-season tournament championship.

**Feb. 20, 1999** - CNU defeats Methodist in overtime at Ratcliffe Gym, 72-68, to gain a regular season Dixie Conference co-championship.

**Nov. 21, 2000** - Christopher Newport

loses to Salisbury St., 86-80, in the first women's game ever in the Freeman Center.

**Feb. 24, 2001** - CNU defeats Methodist, 65-61, in the Championship Game of the Dixie Conference Tournament in Winchester, VA. The victory puts the Lady Captains in the NCAA Tournament for the 8th time in program history.

**Feb. 27, 2002** - Christopher Newport hosts Hood(MD) College in the first ever women's basketball home NCAA Tournament game, in which CNU won, 71-40.

**March 3, 2004** - Christopher Newport travels to Bethany (WV) for a Second Round NCAA Tournament game and defeat the Lady Bison 61-60.

**Feb. 24, 2007** - Senior Dee Luck collects 15 rebounds and 15 points to lead CNU to a 77-53 win over Ferrum and the USA South championship in the Freeman Center. Luck is named the tournament MVP.

**March 2-3, 2007** - The Captains compete in the NCAA Tournament at Mary Washington. In the first round. Candace Bryant's ten points help CNU to a 52-49 win over Dickinson. Host Mary Washington tops CNU in the second round, 77-61.



The Captains accept the USA South championship trophy in 2006-07



# Women's Basketball Freeman Center Individual and Team Records

## Year By Year at the Freeman Center

Year	Won	Lost	Pct.
2000-01	8	4	.667
2001-02	13	1	.929
2002-03	9	3	.750
2003-04	9	1	.900
2004-05	7	5	.583
2005-06	9	4	.692
2006-07	12	1	.923
2007-08	12	3	.800
Total	79	22	.781

## Top 15 Freeman Center Crowds

1734	Feb. 17, 2007	Greensboro
1392	Feb. 27, 2002	Hood
1386	Dec. 9, 2003	VA Wesleyan
1351	Feb. 16, 2007	Methodist
1298	Jan. 20, 2007	Ferrum
1214	Feb. 17, 2001	Methodist
1042	Nov. 25, 2003	Salisbury
1061	Feb. 17, 2008	Averett
996	Feb. 1, 2003	Greensboro
993	Feb. 15, 2003	Chowan
992	Feb. 2, 2003	Methodist
992	Feb. 5, 2003	Shenandoah
984	Feb. 11, 2006	Averett
973	Feb. 17, 2003	N.C. Wesleyan

## Record vs. All Opponents at the Freeman Center

OPPONENT	Record	Streak	First Met	Last CNU Win	Last Opp. Win
Averett	10-0	+10	2000-01	2007-08 (75-30)	---
Catholic	1-0	+1	2005-06	2005-06 (71-69)	---
Chowan	4-2	+1	2000-01	2005-06 (82-71*)	2003-04 (62-59)
Concordia	1-0	+1	2001-02	2001-02 (71-49)	---
Ferrum	8-1	+6	2000-01	2007-08 (82-74)	2002-03 (80-71)
Fisk	0-1	-1	2000-01	-	2000-01 (58-47*)
Goucher	2-0	+2	2001-02	2004-05 (76-50)	---
Greensboro	8-2	-1	2000-01	2007-08 (86-85)	2007-08 (83-80)
Guilford	1-0	+1	2005-06	2005-06 (71-56)	---
Hood	2-0	+2	2001-02	2007-08 (98-57)	---
Mary Baldwin	2-1	-1	2002-03	2004-05 (88-55)	2007-08 (61-60)
Marymount	1-2	+1	2001-02	2006-07 (54-52)	2004-05 (63-58)
Mary Washington	0-4	-4	2000-01	-	2007-08 (67-52)
Meredith	1-0	+1	2007-08	2007-08 (84-78)	---
Methodist	8-2	+4	2000-01	2007-08 (70-68)	2004-05 (60-51)
N.C. Wesleyan	8-0	+8	2000-01	2007-08 (81-55)	---
Peace	5-1	+2	2001-02	2007-08 (87-55)	2005-06 (70-57)
Salisbury	0-2	-2	2000-01	-	2003-04 (77-73)
Savannah A&D	2-0	+2	2001-02	2002-03 (72-60)	---
Shenandoah	8-1	+2	2000-01	2007-08 (63-54)	2005-06 (64-61)
Southern VA	2-0	+2	2001-02	2002-03 (63-41)	---
St. Marys	2-0	+2	2000-01	2006-07 (66-56)	---
VA Wesleyan	2-2	-2	2000-01	2003-04 (66-40)	2006-07 (77-63)
Wheaton (IL)	0-1	-1	2002-03	-	2002-03 (69-61)

\* overtime games



## Individual Records

### Field Goals

CNU 12 Tia Moore vs. Ferrum, 2/2/02  
Opp. 12 Kate Guggino, Goucher, 1/6/02

### Three-pointers

CNU 6 Chelsie Schweers vs. Methodist, 2/2/08  
Opp. 4 Amber Triplett, Ferrum, 2/2/02  
Amanda Currie, Greensboro, 2/17/02  
4 Alicia Sanders, Shenandoah, 2/2/05

### Free Throws

CNU 8 Jen Harrell vs. N.C. Wesleyan, 1/31/01  
8 Tia Moore vs. Averett, 1/22/03  
8 Tia Moore vs. Chowan, 2/15/03  
8 Chazzy Morris vs. Greensboro, 2/20/15  
Opp. 12 Christen Snyder, Methodist, 2/22/05

### Rebounds

CNU 17 Candace Bryant vs. Goucher, 1/3/05  
Opp. 15 Kim Enoch, Greensboro, 2/20/05

### Assists

CNU 11 Lindsey Carney vs. Ferrum, 1/21/01  
Opp. 7 Sarah Jones, N.C. Wesleyan, 1/20/02

## Blocks

CNU 8 Amber Hallman vs. NC Wesleyan, 2/17/03  
8 Amber Hallman vs. Mary Baldwin, 11/26/02  
Opp. 5 Jennifer Nunnley, Averett, 1/20/01

## Steals

CNU 8 Amber Hallman vs. Greensboro, 2/1/03  
Opp. 6 Netagia Foreman, Shenandoah, 2/2/05

## Points

CNU 35 Chelsie Schweers vs. Methodist, 2/2/08  
Opp. 32 Kate Guggino, Goucher, 1/6/02

## Team Records

### Field Goals

CNU 37 vs. Averett, 2/6/02  
Opp. 35 Salisbury, 1/21/00

### Three-pointers

CNU 7 vs. Lynchburg, 12/18/07  
Opp. 9 Ferrum, 2/2/02  
9 Shenandoah, 2/2/05

### Free Throws

CNU 27 vs. N.C. Wesleyan, 1/31/01

Opp. 31 Greensboro, 2/20/05

## Rebounds

CNU 62 So. Virginia, 1/3/03  
Opp. 52 Ferrum, 1/18/03

## Assists

CNU 27 vs. Greensboro, 2/1/03  
Opp. 19 Marymount, 11/24/01

## Blocks

CNU 12 vs. Peace, 11/20/01  
Opp. 12 Goucher, 1/3/05

## Steals

CNU 28 vs. Averett, 1/26/05  
Opp. 14 Shenandoah, 2/2/05

## Points

CNU 93 vs. Averett, 2/6/02  
Opp. 86 Salisbury, 11/21/00

# CNU LADY CAPTAINS RECORD BOOK

## BASKETBALL HISTORY

YEAR	RECORD	PCT.	Conf.	PCT.	POS.	COACH
1971-72		2-13	.133			Mary Lu Royall
1972-73		No team				
1973-74	5-7	.416				Mary Lu Royall
1974-75	3-7	.300				Mary Lu Royall
1975-76	2-16	.111				Mary Lu Royall
1976-77	4-15	.211				Terry Gooding
1977-78	4-16	.200				Terry Gooding
1978-79	5-21	.193				Terry Gooding
1979-80	18-13	.582				Phil Lee
1980-81	11-13	.458				Susan Walthall
1981-82	16-10	.615	8-4	.667	T2nd	Susan Walthall
1982-83	18-9	.667	8-4	.667	3rd	Susan Walthall
1983-84	12-13	.480	9-5	.643	4th	Susan Walthall
1984-85	16-9	.640	10-2	.833	T1st	Susan Walthall
1985-86	20-9	.690	8-6	.571	4th	Susan Walthall
1986-87	19-8	.704	10-4	.714	T2nd	Susan Walthall
1987-88	13-12	.520	8-6	.571	T3rd	Susan Walthall
1988-89	13-12	.520	9-3	.750	T2nd	Cathy Parson
1989-90	17-9	.654	8-2	.800	T1st	Cathy Parson
1990-91	20-7	.741	10-0	1.000	1st	Cathy Parson
1991-92	22-6	.786	9-1	.900	T1st	Cathy Parson
1992-93	19-9	.679	7-3	.700	T2nd	Cathy Parson
1993-94	15-10	.600	9-3	.750	T1st	Cathy Parson
1994-95	17-9	.654	10-2	.833	1st	Cathy Parson
1995-96	16-10	.615	10-2	.833	1st	Cathy Parson
1996-97	20-7	.741	11-1	.917	1st	Cathy Parson
1997-98	24-4	.857	11-1	.917	1st	Cathy Parson
1998-99	15-10	.562	10-2	.833	T1st	Carolyn Hunter
1999-00	15-11	.577	9-3	.750	2nd	Carolyn Hunter
2000-01	20-7	.741	10-2	.833	T1st	Carolyn Hunter
2001-02	24-5	.828	12-2	.857	1st	Carolyn Hunter
2002-03	19-9	.679	10-4	.714	T1st	Carolyn Hunter
2003-04	21-9	.700	12-4	.720	2nd	Carolyn Hunter
2004-05	10-16	.385	7-7	.500	T3rd	Carolyn Hunter
2005-06	17-9	.654	11-3	.786	2nd	Carolyn Hunter
2006-07	21-9	.700	11-3	.786	2nd	Carolyn Hunter
2007-08	21-7	.750	14-4	.778	T2nd	Carolyn Hunter
Total		534-366	.593	261-83	.759	

## 30-POINT GAMES

PTS	PLAYER	OPPONENT	DATE
48	Karen Barefoot	Va. Wesleyan	Nov. 20, 1993
42	Misty Hart	Salisbury St.	Nov. 25, 1997
42	Misty Hart	Shenandoah	Feb. 27, 1998
41	Pam Stewart	Averett	Jan. 9, 1987
39	Joyce Harlow	Col. of Albemarle	Jan. 20, 1977
39	Misty Hart	Averett	Jan. 24, 1998
37	Linda Richardson	Delaware St.	Nov. 15, 1979
36	Pam Stewart	Ferrum	Nov. 29, 1985
36	Karen Barefoot	Marymount	Dec. 18, 1992
36	Karen Barefoot	Ferrum	Jan. 21, 1994
35	Pam Stewart	Averett	Jan. 6, 1987
35	Pam Stewart	Va. Wesleyan	Jan. 31, 1987
35	Karen Barefoot	Marymount	Feb. 2, 1992
35	Chelsie Schweers	Methodist	Feb. 2, 2008
34	Linda Richardson	Emory & Henry	Feb. 23, 1980
34	Cathy Skinner	Greensboro	Jan. 13, 1989
34	Karen Barefoot	Wesley	Nov. 30, 1990
34	Karen Barefoot	Roanoke	Nov. 19, 1993
34	Karen Barefoot	Salisbury St.	Nov. 23, 1993
34	Alice Streetman	Salisbury St.	Nov. 23, 1993
34	Cynthia Allen	Greensboro	Feb. 1, 1997
33	Linda Richardson	Mary Washington	Dec. 4, 1979
33	Alice Streetman	Marymount	Jan. 8, 1993
33	Karen Barefoot	Greensboro	Nov. 21, 1993
33	Karen Barefoot	N.C. Wesleyan	Dec. 3, 1993
33	Misty Hart	Bridgewater	March 7, 1998
32	Pam Stewart	Mt. Olive	Feb. 4, 1986
32	Linda Richardson	Hollins	Feb. 16, 1980
32	Cathy Skinner	Averett	Feb. 10, 1989
32	Karen Barefoot	Va. Wesleyan	Jan. 28, 1992
32	Alice Streetman	Greensboro	Feb. 18, 1994
32	Colandra Rollins	Ferrum	Feb. 12, 2006
32	Chelsie Schweers	Peace	Feb. 9, 2008
31	Pam Stewart	Salisbury St.	Nov. 23, 1985
31	Pam Stewart	UNC-Greensboro	Feb. 7, 1986
31	Pam Stewart	Mary Washington	Nov. 21, 1986
31	Linda Richardson	Roanoke	Jan. 12, 1980
31	Alisa Fox	UNC-Greensboro	Feb. 28, 1987
31	Cathy Skinner	Mary Washington	Dec. 8, 1988
31	Karen Barefoot	Marymount	Jan. 8, 1993
31	Alice Streetman	Greensboro	Feb. 26, 1993
31	Alice Streetman	Hampton	Nov. 26, 1993
31	Misty Hart	CCNY	Dec. 5, 1997
31	Misty Hart	Methodist	Jan. 31, 1998
31	Candace Bryant	Guilford	Jan. 05, 2005
30	Cathy Skinner	Eastern	Nov. 19, 1988
30	Beth Spurell	Eastern	Nov. 19, 1988
30	Cathy Skinner	Roanoke	Dec. 4, 1988
30	Cathy Skinner	Ferrum	Jan. 20, 1989
30	Cathy Skinner	Averett	Jan. 21, 1989
30	Kim Cameron	Averett	Feb. 10, 1989
30	Cathy Skinner	N.C. Wesleyan	Feb. 14, 1990
30	April Macario	Greensboro	Feb. 2, 1991
30	Karen Barefoot	Ferrum	Jan. 22, 1993
30	Cynthia Allen	Marymount	March 6, 1993
30	Dolmesha Stallings	Averett	Feb. 12, 1994
30	Misty Hart	Penn St.-Behrend	Dec. 6, 1996
30	Dana Edwards	Chowan	Feb. 16, 1998
30	Amber Hallman	Chowan	Feb. 7, 2004
30	Chelsie Schweers	Greensboro	Feb. 3, 2008



Cathy Parson, was CNU's all-time winningest coach until she was passed by Carolyn Hunter. She eventually coached in the WNBA.

## COACHING RECORDS

Coach	Years	Seas.	Overall		PCT.	Conf.	
			W	L		W	L
Mary Lu Royall	1971-76	4	12	43	.218	—	—
Terry Gooding	1976-79	3	13	52	.200	—	—
Phil Lee	1979-80	1	18	13	.582	—	—
Susan Walthall	1980-88	8	125	83	.601	61	31 .663
Cathy Parson	1988-98	10	183	83	.688	94	18 .839
Carolyn Hunter	1998-	10	183	91	.663	106	34 .757

# CNU LADY CAPTAINS RECORD BOOK

## INDIVIDUAL

### POINTS SCORED

Game 48 Karen Barefoot vs. Va. Wesleyan, Nov. 20, 1993  
 Season 730 Linda Richardson, 1979-80  
 Career 2073 Karen Barefoot, 1990-94

### SCORING AVERAGE

Season 25.2 Karen Barefoot, 1993-94  
 Career 20.6 Linda Richardson, 1979-81

### FIELD GOALS

Game 19 Pam Stewart vs. Averett, Jan. 9, 1987  
 Season 275 Linda Richardson, 1979-80  
 Career 682 Karen Barefoot, 1990-94

### FIELD GOALS ATTEMPTED

Season 575 Pam Stewart, 1985-86  
 Career 1597 Pam Stewart, 1982-87

### FIELD GOAL PERCENTAGE

Season .607 Colandra Rollins, (187-308), 2007-08  
 Career .581 Colandra Rollins, (404-695)2007-08

### THREE-POINT FIELD GOALS

Game 10 Chelsie Schweers vs. Peace, 02/09/08  
 Season 80 Chelsie Schweers, 2008-09  
 Career 156 Dana Edwards, 1994-98

### THREE-POINT FIELD GOAL ATTEMPTS

Game 24 Kinsey Pritchett vs. Ferrum, Jan. 24, 1992  
 Season 209 Dana Edwards, 1997-98  
 Career 387 Misty Hart, 1994-98

### THREE-POINT FIELD GOAL PERCENTAGE

Game .833 Chelsie Schweers vs. Peace (10-12), 02/09/09  
 Season .452 Chelsie Schweers (80-177), 2008-09  
 Career .379 April Macario (72-190), 1989-91

### FREE THROWS

Game 21 Karen Barefoot vs. Va. Wesleyan, Nov. 20, 1993  
 Season 206 Karen Barefoot, 1993-94  
 Career 674 Karen Barefoot, 1990-94

### FREE THROWS ATTEMPTED

Game 24 Karen Barefoot vs. Va. Wesleyan, Nov. 20, 1993  
 Season 311 Linda Richardson, 1979-80  
 Career 929 Karen Barefoot, 1990-94

### FREE THROW PERCENTAGE

Season .817 Amber Hallman (94-115), 2003-04  
 Career .754 Pam Stewart (313-415), 1982-87

### REBOUNDS

Game 25 Linda Richardson vs. Southeastern (D.C.), Nov. 20, 1980  
 Season 504 Linda Richardson, 1979-80  
 Career 1148 Beth Spurell, 1985-89

### REBOUND AVERAGE

Season 16.8 Linda Richardson, 1979-80  
 Career 14.7 Linda Richardson, 1979-81

### ASSISTS

Game 18 Karen Barefoot vs. Methodist, Jan. 12, 1991  
 Season 273 Karen Barefoot, 1993-94  
 Career 1002 Karen Barefoot, 1990-94

### STEALS

Game 14 Karen Barefoot vs. Wesley, Nov. 30, 1990  
 Season 162 Karen Barefoot, 1990-91  
 Career 560 Karen Barefoot, 1990-94

### BLOCKS

Game 11 Kelly White vs. N.C. Wesleyan, Jan. 22, 2008  
 Season 106 Amber Hallman, 2003-04  
 Career 295 Amber Hallman, 2001-04

## TEAM

### POINTS

Game 120 vs. Averett, Jan. 19, 1991  
 120 vs. Wesley, Nov. 30, 1990  
 Season 2361 in 1997-98

### OPPONENTS POINTS

Game 113 Hampton, Nov. 23, 1990  
 Season 2167 in 1979-80

### POINTS IN ONE HALF

Game 71 vs. Averett, Jan. 19, 1991 (1st half)

### SCORING AVERAGE

Season 84.3 in 1990-91 & 1997-98

### FIELD GOALS

Game 56 vs. Averett, Jan. 19, 1991  
 Season 919 in 1990-91

### FIELD GOALS ATTEMPTED

Season 2165 in 1992-93

### FIELD GOAL PERCENTAGE

Season .460 in 2007-08

### THREE-POINT FIELD GOALS

Game 15 vs. Chowan, 2/16/98  
 Season 191 in 1997-98

### THREE-POINT FIELD GOALS ATTEMPTED

Game 36 vs. N.C. Wesleyan, 2/4/98  
 Season 377 in 1995-96

### THREE-POINT FIELD GOAL PERCENTAGE

Game .786 vs. Peace (11-14), Feb. 9, 2009  
 Season .390 in 2007-08 (106-272)

### FREE THROWS

Game 32 vs. Southeastern (D.C.), Nov. 28, 1980  
 32 vs. Wesley, Nov. 30, 1990  
 Season 444 in 1979-80

### FREE THROWS ATTEMPTED

Game 54 vs. Southeastern (D.C.), Nov. 28, 1980  
 Season 717 in 1979-80

### FREE THROW PERCENTAGE

Season .730 in 2007-08

### REBOUNDS

Season 1383 in 1992-93

### REBOUND AVERAGE

Season 52.6 in 1995-96

### ASSISTS

Game 38 vs. Averett, Feb. 1, 1988  
 Season 554 in 1996-97

### STEALS

Game 41 vs. Averett, Jan. 19, 1991  
 Season 547 in 1990-91

### BLOCKS

Game 13 vs. Franklin & Marshall, Jan. 11, 1994  
 Season 196 in 2006-2007

### LOWEST SCORING AVERAGE

Season 21.1 in 1971-72

### BEST OPPONENTS' SCORING AVERAGE

Season 81.3 in 1980-81

### LOWEST OPPONENTS' SCORING AVERAGE

Season 35.8 in 1973-74

### FEWEST POINTS

Game 10 vs. Old Dominion, Dec. 16, 1971  
 Season 317 in 1971-72

### FEWEST OPPONENTS' POINTS

Game 13 Virginia Wesleyan, Dec. 8, 1971

### MOST WINS

Season 24 in 1997-98 & 2001-2002

### FEWEST WINS

Season 2 in 1971-72 & 1975-76

### MOST LOSSES

Season 21 in 1978-79

### FEWEST LOSSES

Season 4 in 1997-98

### LONGEST WINNING STREAK


Season 15 in 1991-92

### LONGEST LOSING STREAK

Season 11 in 1975-76

### LONGEST HOME COURT WINNING STREAK

Overall 26 from Jan. 4, 1990 to Nov. 24, 1992



Liisa Barnes

# SEASON & CAREER LEADERS

## Career Scoring

PLAYER	YEAR	G	PTS
1. Barefoot, Karen	1990-94	108	2,073
2. Stewart, Pam	1982-87	91	1,622
3. Moore, Tia	1999-03	109	1,585
4. Streetman, Alice	1990-95	101	1,562
5. Kelliham, Patti	1978-82	104	1,467
6. Bryant, Candace	2003-07	110	1,451
7. Stallings, Dolmesha	1993-97	102	1,433
8. Hart, Misty	1994-98	95	1,430
9. Skinner, Cathy	1987-90	76	1,326
10. Hallman, Amber	2001-04	111	1,232
11. Lofton, Tomorrow	2001-04	87	1,190
12. Cameron, Kim	1986-90	87	1,141
13. Drewry, Gwynn	1977-81	96	1,137
<b>14. Rollins, Colandra</b>	<b>2004-08</b>	<b>102</b>	<b>1,134</b>
15. Johnson, Tia	1989-93	109	1,129
16. Richardson, Linda	1979-81	53	1,095
17. Barnes, Liisa	1989-93	106	1,040
18. Murray, Allison	1986-90	100	1,024
19. Pool, Tamara	1995-99	105	1,021
20. Gunn, Vicky	1980-84	102	1,007
21. Nice, Cindy	1981-85	96	1,002

## Career Rebounds

PLAYER	YEAR	G	REB
1. Spurell, Beth	1985-89	106	1146
2. Johnson, Tia	1989-93	109	1039
3. Peets, Rory	1983-87	104	1033
4. Bryant, Candace	2003-07	110	1009
5. Stallings, Dolmesha	1993-97	102	930
6. Moore, Tia	1999-03	109	872
7. Drewry, Gwynn	1977-81	96	861
8. Nice, Cindy	1981-85	96	841
<b>9. Rollins, Colandra</b>	<b>2004-08</b>	<b>102</b>	<b>810</b>
10. Richardson, Linda	1979-81	53	777

## Career Assists

PLAYER	YEAR	G	A
1. Barefoot, Karen	1990-94	108	1002
2. Eyler, Leanne	1981-85	97	461
3. Leema Madden	1995-99	81	373
4. Freeman, Nesie	1979-85	100	388
<b>5. Russell, Michele</b>	<b>2004-08</b>	<b>107</b>	<b>379</b>
6. Fox, Alisa	1983-87	104	349
7. Lofton, Tomorrow	2001-04	87	314
Barnes, Rasheka	1996-99	76	314
8. Murray, Allison	1986-90	100	303
10. Hart, Misty	1995-98	68	300

## Career Steals

PLAYER	YEAR	G	ST.
1. Barefoot, Karen	1990-94	108	560
2. Richardson, Crystal	1988-92	94	384
3. Leema Madden	1995-99	81	328
4. Streetman, Alice	1990-95	101	292
5. Skinner, Cathy	1987-90	76	288
6. Hallman, Amber	2001-04	85	217
7. Cameron, Kim	1986-90	87	210
8. Eyler, Leanne	1981-85	97	202
9. Johnson, Tia	1989-93	109	194
10. Harrell, Jen	1999-03	105	189

## Career Blocks

PLAYER	YEAR	G	BLK.
1. Hallman, Amber	2001-04	85	295
2. Nice, Cindy	1981-85	96	188
3. Luck, Dee	2005-07	54	177
4. Richardson, Crystal	1988-92	94	124
5. Peets, Rory	1983-87	104	123
6. Johnson, Tia	1989-93	109	112
7. Allen, Cynthia	1992-97	107	100
8. Joseph, Keisha	1994-98	52	97
9. Streetman, Alice	1990-95	101	93
10. Barnes, Rasheka	1996-99	76	85

## Season Points

PLAYER	YEAR	G	PTS
1. Richardson, Linda	1979-80	30	730
2. Misty Hart	1997-98	28	660
3. Barefoot, Karen	1993-94	25	629
4. Stewart, Pam	1985-86	29	620
<b>5. Schweers, Chelsie</b>	<b>2007-08</b>	<b>28</b>	<b>604</b>
6. Skinner, Cathy	1988-89	25	563
7. Stewart, Pam	1986-87	27	561
8. Barefoot, Karen	1991-92	28	546
9. Kelliham, Patti	1979-80	31	544
10. Hart, Misty	1996-97	26	492

## Season Scoring Average

PLAYER	YEAR	G	AVE.
1. Barefoot, Karen	1993-94	25	25.2
2. Richardson, Linda	1979-80	30	24.3
3. Misty Hart	1997-98	28	23.6
4. Skinner, Cathy	1988-89	25	22.5
<b>5. Schweers, Chelsie</b>	<b>2007-08</b>	<b>28</b>	<b>21.6</b>
6. Stewart, Pam	1985-86	29	21.4
7. Stewart, Pam	1986-87	27	20.8
8. Streetman, Alice	1993-94	25	19.9
9. Slye, Diane	1974-75	10	19.8
10. Barefoot, Karen	1991-92	28	19.5
10. Hart, Misty	1996-97	26	19.5

## Season Rebounding

PLAYER	YEAR	G	REB
1. Richardson, Linda	1979-80	30	504
2. Spurell, Beth	1988-89	25	388
3. Johnson, Tia	1991-92	28	366
4. Drewry, Gwynn	1979-80	31	358
5. Peets, Rory	1985-86	29	329
6. Drewry, Gwynn	1978-79	26	328
<b>7. Rollins, Colandra</b>	<b>2007-08</b>	<b>28</b>	<b>323</b>
8. Peets, Rory	1984-85	25	320
9. Spurell, Beth	1987-88	25	302
10. Hallman, Amber	2003-04	30	301

## Season Assists

PLAYER	YEAR	G	A
1. Barefoot, Karen	1993-94	25	273
2. Barefoot, Karen	1990-91	27	265
3. Barefoot, Karen	1992-93	28	236
4. Barefoot, Karen	1991-92	28	228
5. Fox, Alisa	1986-87	27	166
6. Eyler, Leanne	1984-85	23	160
Kolly, Amy	1989-90	26	160
8. Cooper, Rhonda	1988-89	17	154
<b>Russell, Michele</b>	<b>2007-08</b>	<b>28</b>	<b>154</b>
9. Madden, Leema	1996-97	27	145
Barnes, Rasheka	1997-98	28	145
Lofton, Tomorrow	2003-04	30	145

## Season Blocks

PLAYER	YEAR	G	BLK
1. Hallman, Amber	2003-04	30	106
2. Luck, Dee	2006-07	28	99
3. Hallman, Amber	2002-03	26	96
4. Hallman, Amber	2001-02	29	93
5. Luck, Dee	2005-06	26	78
6. Nice, Cindy	1983-84	25	73
<b>7. White, Kelly</b>	<b>2007-08</b>	<b>21</b>	<b>71</b>
8. DeLoatch, LaTonya	1993-94	25	54
Peets, Rory	1986-87	27	54
10. Nice, Cindy	1982-83	27	53

## Season Steals

PLAYER	YEAR	G	ST.
1. Barefoot, Karen	1990-91	27	162
2. Barefoot, Karen	1991-92	28	140
3. Barefoot, Karen	1993-94	25	130
4. Barefoot, Karen	1992-93	28	128
5. Skinner, Cathy	1989-90	26	113
6. Skinner, Cathy	1988-89	25	105
7. Misty Hart	1997-98	28	91
8. Hallman, Amber	2001-02	29	86
9. Stewart, Pam	1986-87	27	84
Madden, Leema	1996-97	27	84

## Season Field Goal Pct.

PLAYER	YEAR	G	PCT.
<b>1. Rollins, Colandra</b>	<b>2007-08</b>	<b>28</b>	<b>.607</b>
2. Stallings, Dolmesha	1996-97	26	.569
3. Stallings, Dolmesha	1994-95	26	.568
4. Allen, Cynthia	1992-93	28	.565
5. Spurell, Beth	1987-88	25	.558
6. Spurell, Beth	1988-89	25	.552
7. Stallings, Dolmesha	1993-94	25	.543
8. Rollins, Colandra	2006-07	30	.542
9. Moore, Tia	2002-03	28	.533
10. Barefoot, Karen	1990-91	27	.521

## Season Free Throw Pct.

PLAYER	YEAR	G	PCT.
1. Russell, Michele	2004-05	26	.886
2. Rowland, Nikki	2005-06	26	.822
3. Hallman, Amber	2003-04	30	.817
4. Rowland, Nikki	2006-07	29	.811
5. Stewart, Pam	1985-86	29	.802
6. Miller, Heidi	2002-03	28	.800
<b>7. Schweers, Chelsie</b>	<b>2007-08</b>	<b>28</b>	<b>.796</b>
8. Fox, Alisa	1986-87	27	.795
9. Stewart, Pam	1984-85	24	.787
10. Kelliham, Patti	1979-80	31	.781

2007-2008 performance in bold



Tia Moore



Dee Luck

# CAPTAINS BASKETBALL 2008-09

## CNU'S 1,000-POINT SCORERS



**1 - Karen Barefoot - 5-6 - Newport News, VA**  
2,073 Points

Year	G	FG-FGA	PCT.	FT-A	PCT.	REB	PTS
1990-91	27	148-284	.521	143-198	.722	95-3.5	441-16.3
1991-92	28	186-431	.432	165-236	.699	106-3.8	546-19.5
1992-93	28	143-314	.455	160-226	.708	131-4.7	457-16.3
1993-94	25	205-483	.424	206-269	.766	112-4.5	629-25.5
Career	108	682-1512	.451	674-929	.726	444-4.1	2073-19.2



**2 - Pam Stewart - 5-5 - Hampton, VA**  
1,622 Points

Year	G	FG-FGA	PCT.	FT-A	PCT.	REB	PTS
1982-83 *	11	19-37	.513	2-5	.400	18-1.6	40-3.6
1984-85	24	163-402	.405	74-94	.787	114-4.8	400-16.7
1985-86	29	245-575	.426	130-162	.802	129-4.4	620-21.4
1986-87	27	227-583	.389	107-154	.695	130-4.8	561-20.8
Career	91	654-1597	.410	313-415	.754	391-4.3	1622-17.8

\*at Randolph-Macon



**3 - Tia Moore - 5-7 - Washington, D.C.**  
1,585 Points

Year	G	FG-FGA	PCT.	FT-FTA	PCT.	REB-AVE.	PTS-AVE.
1999-00	26	136-266	.511	53-86	.616	186-7.2	325-12.5
2000-01	27	163-290	.562	78-112	.696	203-8.5	404-15.0
2001-02	28	167-321	.520	75-104	.721	233-8.3	409-14.6
2002-03	28	170-319	.533	107-145	.738	250-8.9	447-16.0
Career	109	636-1196	.532	313-447	.700	872-8.0	1585-14.5



**4 - Alice Streetman - 5-10 - Newport News, VA**  
1,562 Points

Year	G	FG-FGA	PCT.	FT-FTA	PCT.	REB-AVE.	PTS-AVE.
1990-91	27	128-273	.469	17-32	.531	94-3.5	273-10.1
1992-93	25	187-360	.520	23-33	.697	155-6.2	398-15.9
1993-94	25	223-518	.431	44-69	.638	164-6.6	497-19.9
1994-95	24	177-375	.472	34-49	.694	93-3.5	394-16.4
Career	101	715-1526	.469	122-183	.667	496-4.9	1562-15.5



**5 - Patty Kellihan - 5-6 - Hampton, VA**  
1,467 Points

Year	G	FG-FGA	PCT.	FT-A	PCT.	REB	PTS
1978-79	25	142-353	.402	86-118	.729		370-14.8
1979-80	31	224-545	.411	96-123	.781	164-5.3	544-17.5
1980-81	24	119-301	.395	49-65	.754	87-3.6	287-12.0
1981-82	24	104-314	.331	58-89	.652	110-4.6	266-11.1
Career	104	589-1513	.389	289-395	.732		1467-14.1



**6 - Candace Bryant - 5-9 - VA Beach, VA**  
1,451 Points

Year	G	FG-FGA	PCT.	FT-FTA	PCT.	REB	PTS
2003-04	30	149-291	.512	50-83	.602	233-7.8	348-11.6
2004-05	26	157-344	.456	77-123	.623	283-10.9	391-15.0
2005-06	24	129-287	.449	74-112	.661	240-10.0	332-13.8
2006-07	30	163-329	.495	54-84	.643	253-8.4	380-12.7
Career	110	598-1251	.478	255-402	.634	1009-9.2	1451-13.2



**7 - Dolmesha Stallings - 5-11 - San Diego, CA**  
1,433 Points

Year	G	FG-FGA	PCT.	FT-A	PCT.	REB	PTS
1993-94	25	157-289	.543	52-110	.473	279-11.2	366-14.6
1994-95	26	191-336	.568	84-145	.579	282-10.8	466-17.9
1995-96	25	88-202	.436	36-66	.546	174-7.0	213-8.5
1996-97	26	153-269	.569	82-130	.631	207-8.0	388-14.9
Career	102	589-1096	.537	254-451	.563	942-9.2	1433-14.0

# CAPTAINS BASKETBALL 2008-09

## CNU'S 1,000-POINT SCORERS



**8 - Misty Hart - 5-8 - Newport News, VA**  
1,430 Points

Year	G	FG-FGA	PCT.	FT-A	PCT.	REB	PTS
1994-95*	24	40-93	.430	3-8	.375	32-1.3	100-4.2
1995-96*	3	2-4	.500	0-0	.000	2-7	4-1.3
1995-96	14	63-178	.354	35-48	.729	77-5.5	174-12.4
1996-97	26	187-395	.473	80-114	.702	169-6.5	492-18.9
1997-98	28	238-530	.449	120-161	.745	187-6.7	660-23.6
Career	95	530-1200	.442	238-331	.719	467-4.9	1430-14.5.1



**9 - Cathy Skinner - 5-6 - Newport News, VA**  
1,326 Points

Year	G	FG-FGA	PCT.	FT-FTA	PCT.	REB-AVE.	PTS-AVE.
1987-88	25	135-297	.455	46-75	.613	147-5.9	316-12.6
1988-89	25	236-463	.510	91-123	.740	136-5.4	563-22.5
1989-90	26	196-434	.452	55-77	.714	155-6.0	447-17.2
Career	76	567-1194	.475	192-275	.698	440-5.8	1326-17.4



**10 - Amber Hallman - 6-1 - Williamsburg, VA**  
1,232 Points

Year	G	FG-FGA	PCT.	FT-A	PCT.	REB	PTS
2000-01*	26	51-122	.418	12-21	.571	86/3.3	117/4.5
2001-02	29	129-310	.416	31-54	.574	223/7.7	328/11.3
2002-03	26	125-320	.391	37-56	.661	229/8.8	308/11.8
2003-04	30	183-405	.452	94-115	.817	301/10.0	479/16.0
Career	111	488-1157	.422	174-246	.707	839/7.6	1232/11.1



**11 - Tomorrow Lofton - 5-9 - Richmond, VA**  
1,190 Points

Year	G	FG-FGA	PCT.	FT-A	PCT.	REB	PTS
2001-02	29	137-333	.411	99-144	.688	185/6.4	386/13.3
2002-03	28	138-338	.408	73-106	.689	202/7.2	360/12.9
2003-04	30	158-414	.382	119-174	.684	279/9.3	444/18.8
Career	87	433-1085	.399	291-424	.686	666/7.7	1190/13.7



**12 - Kim Cameron - 5-11 - Manassas, VA**  
1,141 Points

Year	G	FG-FGA	PCT.	FT-A	PCT.	REB	PTS
1986-87	27	114-253	.451	22-39	.564	155-5.7	250-9.3
1987-88	25	177-435	.407	55-79	.696	143-5.7	423-16.9
1988-89	25	152-395	.385	28-48	.583	187-7.5	359-14.4
1989-90	10	42-115	.365	3-6	.500	42-4.2	109-10.9
Career	87	485-1198	.405	108-172	.628	527-6.1	1141-13.1



**13 - Colandra Rollins - 5-9 - Culpeper, VA**  
1,137 Points

Year	G	FG-FGA	PCT.	FT-FTA	PCT.	REB	PTS
2004-05	18	69-124	.556	53-82	.646	138-7.7	191-10.8
2005-06	26	77-132	.583	64-103	.621	192-7.4	218-8.4
2006-07	30	71-131	.542	66-91	.725	157-5.2	208-6.9
2007-08	28	187-308	.607	143-187	.765	323-11.5	517-18.5
Career	102	404-695	.581	326-463	.704	810-7.9	1,137-11.1



**14 - Tia Johnson - 6-0 - Dale City, VA**  
1,129 Points

Year	G	FG-FGA	PCT.	FT-A	PCT.	REB	PTS
1989-90	26	51-129	.395	59-88	.671	170-6.5	161-6.2
1990-91	27	109-235	.464	60-96	.625	237-8.8	278-10.3
1991-92	28	166-351	.473	89-141	.631	366-13.1	421-15.6
1992-93	28	110-269	.409	49-83	.590	266-9.5	269-9.6
Career	109	436-984	.443	257-408	.630	1039-9.5	1129-10.4

# CAPTAINS BASKETBALL 2008-09

## CNU'S 1,000-POINT SCORERS



**15 - Linda Richardson - 5-7 - Hampton, VA**  
1,091 Points

Year	G	FG-FGA	PCT.	FT-FTA	PCT.	REB-AVE.	PTS-AVE.
1979-80	30	275-548	.502	184-311	.592	504-16.8	730-24.3
1980-81	23	142-306	.464	77-146	.527	273-11.9	361-15.7
Career	53	417-854	.488	261-457	.571	777-14.7	1091-20.6



**17 - Liisa Barnes - Falls Church, VA**  
1,040 Points

Year	G	FG-FGA	PCT.	FT-A	PCT.	REB	PTS
1989-90	25	36-116	.310	24-37	.649	50-2.0	96/3.8
1990-91	25	99-287	.345	38-55	.691	76-3.0	237/9.5
1991-92	28	161-426	.378	57-95	.600	121-4.3	382/13.6
1992-93	28	132-379	.348	54-75	.720	97-3.5	325/11.6
Career	106	428-1208	.354	173-262	.660	344-3.2	1040/9.8



**18 - Allison Murray - 5-8 - Annandale, VA**  
1,024 Points

Year	G	FG-FGA	PCT.	FT-A	PCT.	REB.	PTS
1986-87	27	28-96	.292	24-36	.667	43-1.6	80-3.0
1987-88	22	138-346	.399	43-63	.683	75-3.4	328-14.9
1988-89	25	132-371	.356	32-61	.525	66-2.6	320-12.1
1989-90	26	124-318	.390	53-72	.736	76-2.9	314-12.1
Career	100	422-1131	.373	152-232	.655	260-2.6	1024-10.2



**19 - Tamara Pool - 5-10 - Hampton, VA**  
1,021 Points

Year	G	FG-FGA	PCT.	FT-A	PCT.	REB	PTS
1995-96	26	68-172	.395	29-47	.617	116/4.5	165/6.3
1996-97	27	88-183	.481	37-56	.661	144/5.3	218/8.1
1997-98	27	137-265	.517	52-70	.743	196/7.3	328/12.1
1998-99	25	114-280	.407	82-104	.788	220/8.8	310/12.4
Career	105	407-900	.452	200-277	.722	676/6.4	1021/9.7



**T20 - Vicky Gunn - 5-7 - Gloucester, VA**  
1,007 Points

Year	G	FG-FGA	PCT.	FT-A	PCT.	REB	PTS
1980-81	24	66-164	.415	28-35	.800	117/4.9	164/6.8
1981-82	26	106-240	.442	8-12	.667	82/3.2	220/8.5
1982-83	27	145-363	.399	21-33	.636	108/4.0	311/11.5
1983-84	25	146-354	.412	20-31	.645	109/4.4	312/12.5
Career	102	465-1121	.415	77-111	.694	416/4.1	1007/9.9



**T20 - Gwynn Drewry - 5-9 - Hampton, VA**  
1,137 Points

Year	G	FG-FGA	PCT.	FT-A	PCT.	REB	PTS
1980-81	24	68-164	.415	28-35	.800	117-4.9	164-6.8
1981-82	26	106-240	.442	8-12	.667	82-3.2	220-8.5
1982-83	27	145-363	.399	21-33	.636	108-4.0	311-11.5
1983-84	25	146-354	.412	20-31	.645	109-4.4	312-12.5
Career	102	465-1121	.415	77-111	.694	416-4.1	1007-9.9



**22 - Cindy Nice - 5-10 - Newport News, VA**  
1,002 Points

Year	G	FG-FGA	PCT.	FT-FTA	PCT.	REB	PTS
1981-82	26	87-200	.435	27-57	.474	181-7.0	201-7.7
1982-83	27	139-288	.483	33-63	.524	267-10.0	311-11.5
1983-84	25	132-300	.440	51-78	.654	245-9.8	315-12.6
1984-85	18	71-153	.464	33-40	.825	148-8.2	175-9.7
Career	96	429-941	.456	144-238	.605	841-8.8	1002-10.4


# CAPTAINS BASKETBALL 2008-09

Year	Points	Scoring Ave.	FG Pct.
1971-72	Pam Theriault	124 Pam Theriault	8.3
1973-74	Diane Slye 174	Diane Slye 14.5	
1974-75	Diane Slye 198	Diane Slye 19.8	
1975-76	Karen Gleaton 220	Karen Gleaton 12.2	
1976-77	Allison Kinmonth 223	Allison Kinmonth 11.7	Karen Gleaton .429
1977-78	Karen Gleaton 214	Karen Gleaton 11.3	
1978-79	Gwynn Drewry 376	Patti Kellihan 14.8	Gwynn Drewry .434
1979-80	Linda Richardson 730	Linda Richardson 24.3	Linda Richardson .502
1980-81	Linda Richardson 361	Linda Richardson 15.7	Linda Richardson .464
1981-82	Benitta Coker 330	Benitta Coker 14.4	Benitta Coker .446
1982-83	Benitta Coker 311	Benitta Coker 12.4	Darlene Harmon .484
1983-84	Cindy Nice 315	Cindy Nice 12.6	Shelley Pidgeon .446
1984-85	Pam Stewart 400	Pam Stewart 16.7	Rory Peets .512
1985-86	Pam Stewart 620	Pam Stewart 21.4	Beth Spurell .483
1986-87	Pam Stewart 561	Pam Stewart 20.8	Rory Peets .507
1987-88	Kim Cameron 423	Kim Cameron 16.9	Beth Spurell .558
1988-89	Cathy Skinner 563	Cathy Skinner 22.5	Beth Spurell .552
1989-90	Cathy Skinner 447	Cathy Skinner 17.2	K.C. Brown .496
1990-91	Karen Barefoot 441	Karen Barefoot 16.3	Karen Barefoot .521
1991-92	Karen Barefoot 546	Karen Barefoot 19.5	Tia Johnson .473
1992-93	Karen Barefoot 457	Karen Barefoot 16.3	Cynthia Allen .565
1993-94	Karen Barefoot 629	Karen Barefoot 25.2	Dolmesha Stallings .543
1994-95	Dolmesha Stallings 466	Dolmesha Stallings 17.9	Dolmesha Stallings .568
1995-96	Cynthia Allen 272	Misty Hart 12.4	Cynthia Allen .470
1996-97	Misty Hart 492	Misty Hart 18.9	Dolmesha Stallings .569
1997-98	Misty Hart 660	Misty Hart 23.6	Serita Jackson .517
1998-99	Rasheka Barnes 504	Rasheka Barnes 20.4	Rasheka Barnes .468
1999-2000	Tia Moore 325	Tia Moore 12.5	Serita Jackson .520
2000-2001	Tia Moore 404	Tia Moore 15.0	Tia Moore .562
2001-2002	Tia Moore 409	Tia Moore 14.6	Tia Moore .520
2002-2003	Tia Moore 447	Tia Moore 16.0	Tia Moore .533
2003-2004	Amber Hallman 479	Amber Hallman 16.0	Candace Bryant .512
2004-2005	Candace Bryant 391	Candace Bryant 15.0	Candace Bryant .456
2005-2006	Nikki Rowland 372	Nikki Rowland 14.3	Jessica Carmon .474
2006-2007	Nikki Rowland 421	Nikki Rowland 14.5	Colandra Rollins .542
2007-2008	Chelsie Schweers 604	Chelsie Schweers 21.6	Colandra Rollins .607


## Y E A R - B Y - Y E A R L E A D E R S



Rasheeda Martin



Lindsey Carney




Tomorrow Lofton




Cathy Skinner



Dolmesha Stallings



Rasheka Barnes




Pam Stewart

# CAPTAINS BASKETBALL 2008-09



Year	Rebounds	Rebound Average	FT Pct.
1971-72	Pam Theriault .400		
1973-74	Barbara Petty .545		
1974-75	Susan Wilkes .583		
1975-76	Debbie Panak .696		
1976-77	Karen Gleaton .516		
1977-78	Gigi Johnson .667		
1978-79	Gwynn Drewry .328	Gwynn Drewry 12.6	PattiKellihan .729
1979-80	Linda Richardson .504	Linda Richardson 16.8	PattiKellihan .781
1980-81	Linda Richardson .273	Linda Richardson 11.9	Vicky Gunn .800
1981-82	Benitta Coker .192	Benitta Coker 8.4	Patti Kellihan .652
1982-83	Cindy Nice .267	Cindy Nice 9.9	Norine Davis .711
1983-84	Cindy Nice .245	Cindy Nice 9.8	Cindy Nice .654
1984-85	Rory Peets .320	Rory Peets 12.8	Pam Stewart .787
1985-86	Rory Peets .329	Rory Peets 11.3	Pam Stewart .802
1986-87	Rory Peets .265	Rory Peets 9.8	Alisa Fox .795
1987-88	Beth Spurell .302	Beth Spurell 12.1	Kim Cameron .696
1988-89	Beth Spurell .388	Beth Spurell 15.5	Cathy Skinner .740
1989-90	Tia Johnson .170	Tia Johnson 6.5	Allison Murray .736
1990-91	Tia Johnson .237	Tia Johnson 8.8	Karen Barefoot .722
1991-92	Tia Johnson .366	Tia Johnson 13.1	Karen Barefoot .699
1992-93	Tia Johnson .266	Tia Johnson 9.5	Liisa Barnes .720
1993-94	Dolmesha Stallings .279	Dolmesha Stallings 11.2	Karen Barefoot .766
1994-95	Dolmesha Stallings .282	Dolmesha Stallings 10.8	Alice Streetman .694
1995-96	Cynthia Allen .204	Cynthia Allen 7.9	Dana Edwards .746
1996-97	Cynthia Allen .227	Cynthia Allen 8.4	Dana Edwards .750
1997-98	Rasheka Barnes .198	Tamara Pool 7.3	Misty Hart .745
1998-99	Rasheka Barnes .222	Rasheka Barnes 8.9	Tamara Pool .788
1999-2000	Nadine Ward .220	Nadine Ward 8.5	Lindsey Carney .767
2000-2001	Tia Moore 230	Tia Moore 8.5	Rasheedah Martin .732
2001-2002	Tia Moore 233	Tia Moore 8.3	Tia Moore .721
2002-2003	Tia Moore 250	Tia Moore 8.9	Heidi Miller .800
2003-2004	Amber Hallman 301	Amber Hallman 10.0	Amber Hallman .817
2004-2005	Candace Bryant 283	Candace Bryant 10.9	Michele Russell .886
2005-2006	Candace Bryant 240	Candace Bryant 10.0	Nikki Rowland .822
2006-2007	Candace Bryant 253	Candace Bryant 8.4	Michele Russell .962
2007-2008	Colandra Rollins 323	Colandra Rollins 11.5	Chelsie Schweers .796
Year	Assists	Blocks	Steals
1976-77	Allison Kinmonth 56		
1978-79	Susan Frishkorn 87	Gwynn Drewry 58	
1979-80	Nesie Freeman 116	Linda Richardson 34	
1980-81	Nesie Freeman 82	Linda Richardson 21	Nesie Freeman 43
1981-82	Leanne Eyler 89	Cindy Nice 24	Benitta Coker 59
1982-83	Leanne Eyler 103	Cindy Nice 53	Benitta Coker 62
1983-84	Leanne Eyler 109	Cindy Nice 73	Leanne Eyler 60
1984-85	Leanne Eyler 160	Cindy Nice 38	Leanne Eyler 57
1985-86	Alisa Fox 119	Rory Peets 43	Pam Stewart 60
1986-87	Alisa Fox 166	Rory Peets 54	Pam Stewart 84
1987-88	Evonne Bookwalter 125	Beth Spurell 20	Cathy Skinner 70
1988-89	Rhonda Cooper 154	Kim Cameron 28	Cathy Skinner 105
1989-90	Amy Kolly 160	April Macario 25	Cathy Skinner 113
1990-91	Karen Barefoot 265	Crystal Richardson 43	Karen Barefoot 162
1991-92	Karen Barefoot 228	Crystal Richardson 49	Karen Barefoot 140
1992-93	Karen Barefoot 236	Tia Johnson 46	Karen Barefoot 128
1993-94	Karen Barefoot 273	LaTonya DeLoatch 54	Karen Barefoot 130
1994-95	Ruby Taylor 129	Keisha Joseph 48	Alice Streetman 78
1995-96	Leema Madden 107	Keisha Joseph 49	Leema Madden 71
1996-97	Leema Madden 145	Cynthia Allen 30	Leema Madden 84
1997-98	Rasheka Barnes 145	Rasheka Barnes 39	Misty Hart 91
1998-99	Rasheka Barnes 129	Rasheka Barnes 35	Leema Madden 102
1999-2000	Lindsey Carney 80	Nadine Ward 25	Lindsey Carney 48
2000-2001	Lindsey Carney 132	Karla Rhone 12	Lindsey Carney 62
2001-2002	Jen Harrell 101	Amber Hallman 93	Amber Hallman 86
2002-2003	Amber Hallman 119	Amber Hallman 96	Amber Hallman 67
2003-2004	Tomorrow Lofton 145	Amber Hallman 106	Hallman and Lofton 64
2004-2005	Jess Hutt 104	Two tied at 20	Samantha Davis 48
2005-2006	Nikki Rowland 76	Dee Luck 78	Samantha Davis 43
2006-2007	Samantha Davis 107	Dee Luck 99	Samantha Davis 58
2007-2008	Michele Russell 154	Kelly White 71	Colandra Rollins 46



Beth Spurell



Nadine Ward

Y  
E  
A  
R  
-  
B  
Y  
-  
Y  
E  
A  
R  
L  
E  
A  
D  
E  
R  
S

# NCAA PLAY

## NCAA

<b>1981-82</b>	<b>First Round - Elizabethtown, Pa. - 3/6/82</b>			
	Elizabethtown	86-59	L	A
<b>1985-86</b>	<b>South Region First Round - Norfolk, Va. - 2/28/86</b>			
	Rust (Miss.)	74-43	L	N
	<b>South Region Consolation - 3/1/86</b>			
	Va. Wesleyan	83-56	L	A
<b>1991-92</b>	<b>South Region First Round - Ratcliffe Gym - 3/7/92</b>			
	Marymount	73-71	W	H
	<b>Sweet 16 - Eau Claire, Wisc. - 3/13/92</b>			
	Wisc.-Eau Claire	90-74	L	A
<b>1992-93</b>	<b>South Region First Round - Arlington, Va. - 3/6/93</b>			
	Marymount	115-96	L	A
<b>1994-95</b>	<b>South Region First Round - Arlington, Va. - 3/1/95</b>			
	Marymount	91-79	L	A
<b>1996-97</b>	<b>South Region First Round - Bridgewater, Va. - 3/5/97</b>			
	Bridgewater	72-82	L	A
<b>1997-98</b>	<b>South Region First Round - Ratcliffe Gym - 3/4/98</b>			
	Roanoke	77-57	W	H
	<b>South Region Second Round - Bridgewater, Va. - 3/7/98</b>			
	Bridgewater	87-90	L	A
<b>2000-01</b>	<b>South Region First Round - Maryville, TN - 2/28/01</b>			
	Maryville	65-77	L	A
<b>2001-02</b>	<b>South Region First Round - Freeman Center - 2/27/02</b>			
	Hood (MD)	71-40	W	H
	<b>South Region Second Round - Arlington, VA - 3/2/02</b>			
	Marymount	62-75	L	A
<b>2003-04</b>	<b>South Region First Round - Bethany, WV - 3/3/04</b>			
	Bethany (WV)	61-60	W	A
	<b>South Region Second Round - Harrisonburg, VA - 3/6/04</b>			
	Eastern Mennonite	62-63	L	A
<b>2006-07</b>	<b>South Region First Round - Fredericksburg, VA - 3/2/07</b>			
	Dickinson	52-49	W	N
	<b>South Region Second Round - Fredericksburg, VA - 3/3/07</b>			
	Mary Washington	77-61	L	A

## Top Efforts In NCAA Play

<b>Points</b>	33 by Misty Hart vs. Bridgewater, 3/7/98
<b>Field Goals</b>	14 by Cynthia Allen vs. Marymount, 3/6/93
<b>Field Goal Att.</b>	26 by Misty Hart vs. Bridgewater, 3/7/98
<b>Field Goal Pct.</b>	.933 by Cynthia Allen vs. Marymount, 3/6/93 (NCAA Record)
<b>3pt FG</b>	5 by Kinsey Pritchett vs. Wis.-Eau Claire, 3/13/92
	5 by Misty Hart vs. Bridgewater, 3/7/98
<b>3pt FG Att.</b>	9 by Kinsey Pritchett vs. Wis.-Eau Claire, 3/13/92
	9 by Dana Edwards vs. Bridgewater, 3/5/97
	7 by Dolmesha Stallings vs. Bridgewater, 3/5/97
<b>Free Throws</b>	9 by several
<b>Free Throws Att.</b>	1,000 by Benita Coker vs. Elizabethtown (6-6), 3/6/82
<b>Free Throw Pct.</b>	17 by Rory Peets vs. Rust, 2/28/86
<b>Rebounds</b>	10 by Tina Martin vs. Marymount, 3/1/95
<b>Assists</b>	6 by Crystal Richardson vs. Marymount, 3/7/92
<b>Blocked Shots</b>	6 by Karen Barefoot vs. Marymount, 3/7/92
<b>Steals</b>	

### Team

<b>Points</b>	96 vs. Marymount, 3/6/93
<b>Field Goals</b>	38 vs. Marymount, 3/1/95
<b>Field Goal Att.</b>	96 vs. Marymount, 3/1/95
<b>Field Goal Pct.</b>	.474 vs. Marymount (37-78), 3/6/93
<b>3pt FG</b>	10 vs. Bridgewater, 3/7/98
<b>3pt FG Att.</b>	28 vs. Bridgewater, 3/7/98
<b>3pt FG Pct.</b>	.444 vs. Wisc.-Eau Claire (8-18), 3/13/92
<b>Free Throws</b>	21 vs. Marymount, 3/6/93
<b>Free Throw Att.</b>	30 vs. Elizabethtown, 3/6/82
<b>Free Throw Pct.</b>	.900 vs. Bridgewater (9-10), 3/5/97
<b>Rebounds</b>	61 vs. Marymount, 3/1/95
<b>Assists</b>	22 vs. Marymount, 3/1/95
<b>Blocked Shots</b>	9 vs. Marymount, 3/7/92
<b>Steals</b>	22 vs. Roanoke, 3/4/98

### Opponents


<b>Individual Points</b>	28 by Catherine Milton, Rust, 2/28/86
<b>Team Points</b>	115 by Marymount, 3/6/93



Fans celebrate with the players after an NCAA win against Marymount at Ratcliffe Gym in 1992.



The 1997-98 team that advanced to the second round of the NCAA Tournament.




Head Coach Cathy Parson (center) celebrates with her team after winning the 1992-93 Dixie Conference Tournament.

# CNU'S NCAA HISTORY



## FIRST ROUND 1981-82

INAUGURAL NCAA WOMEN'S BASKETBALL  
CHAMPIONSHIP TOURNAMENT  
1981-82




ELIZABETHTOWN VS.  
CHRISTOPHER NEWPORT

MARCH 6, 1982  
ELIZABETHTOWN, PA.

Elizabethtown, Pa.  
March 6 Elizabethtown 59-86

## SOUTH REGIONAL 1985-86

NCAA Women's Basketball  
Championship Tournament  
1985-86




South Regional  
Christopher Newport  
Rust (Miss.)  
Virginia Wesleyan  
UNC Greensboro  
Norfolk, Va.

Norfolk, Va.  
Feb. 28 Rust (Miss.) 43-74  
March 1 Va. Wesleyan 56-83

## SWEET 16 1991-92

NCAA 4 Great Lakes  
CHAMPIONSHIP Sectional




UW-Eau Claire - Christopher Newport, VA  
Roanoke, VA - Alma, MI  
Friday-Saturday, March 13-14, 1992  
W.L. Zorn Arena - Eau Claire, Wisconsin

Ratcliffe Gym  
March 7 Marymount 73-71  
Eau Claire, Wisc.  
March 13 Wisc.-Eau Claire 74-90

## FIRST ROUND 1992-93

CHRISTOPHER NEWPORT  
UNIVERSITY




POST-SEASON  
MEDIA GUIDE  
1992-93

Arlington, Va.  
March 6 Marymount 96-115

## FIRST ROUND 1994-95

NCAA Division III  
WOMEN'S BASKETBALL  
CHAMPIONSHIP  
First Round Game




Christopher Newport University (17-8)  
vs.  
Marymount University (23-4)

Arlington, Va.  
March 1 Marymount 79-91



## FIRST ROUND 1996-97

Christopher Newport University  
Women's Basketball



Adding Up a Great Season

Post-Season Media Guide  
1997


Bridgewater, Va.  
March 5 Bridgewater 72-82

## SECOND ROUND 1997-98

NCAA Division III Women's Basketball  
Championship  
First Round  
CHRISTOPHER NEWPORT UNIVERSITY

vs.


ROANOKE COLLEGE  
March 4, 1998  
Ratcliffe Gym, Newport News, Va.  
7:30 PM



Ratcliffe Gym  
March 4 Roanoke 77-57  
Bridgewater, Va.  
March 7 Bridgewater 87-90


## FIRST ROUND 2000-01

NCAA TOURNAMENT WOMEN'S  
BASKETBALL  
INFORMATION PACKET



CHRISTOPHER NEWPORT  
UNIVERSITY

COOPER ATHLETIC CENTER  
BOYDSON BAIRD GYMNASIUM  
MARYVILLE, TN  
FEBRUARY 28, 2001




Christopher Newport Lady Captains  
Basketball 2001  
15-11 Overall, 10-2 Dixie  
Dixie Conference Regular Season Co-Champions and  
Tournament Championship

Maryville, Tenn.  
Feb. 28 Maryville (Tn.) 65-77

## SECOND ROUND 2001-02


NCAA Division III Women's Basketball Championship  
First Round  
CHRISTOPHER NEWPORT UNIVERSITY  
vs.  
HOOD COLLEGE  
Wednesday, February 27, 2002  
7:30 PM  
The Freedom Center, Newport News, Va.  
On Demand



Freeman Center  
Feb. 27 Hood 71-40  
Arlington, Va.  
March 2 Marymount 62-75

## SECOND ROUND 2003-04

2004 NCAA DIVISION III WOMEN'S  
BASKETBALL  
CHAMPIONSHIP



First Round  
March 3  
Second Round  
March 6


Bethany, W.Va.  
March 3 Bethany 61-60  
Harrisonburg, Va.  
March 6 Eastern Mennonite 62-63

## SECOND ROUND 2006-07

NCAA BASKETBALL

2007 NCAA DIVISION III WOMEN'S  
BASKETBALL  
CHAMPIONSHIP

FIRST ROUND  
February 28 or March 2  
SECOND ROUND  
March 3



Fredericksburg, Va.  
March 2 Dickinson 52-49  
March 3 Mary Washington 61-77

**BASKETBALL HONORS**

**ALL-AMERICAN**

1979-80 Linda Richardson  
 1985-86 Pam Stewart  
 1990-91 Karen Barefoot (Honorable Mention)  
 1992-93 Karen Barefoot (Honorable Mention)  
 1993-94 Karen Barefoot (First Team)  
 1996-97 Misty Hart (Honorable Mention)  
 1997-98 Misty Hart (Honorable Mention)  
 2007-08 Chelsie Schweers (Honorable Mention)

**ALL-SOUTH**

1985-86 Pam Stewart  
 1988-89 Cathy Skinner  
 1990-91 Karen Barefoot  
 1992-93 Karen Barefoot  
 1993-94 Karen Barefoot  
 1996-97 Misty Hart  
 1997-98 Misty Hart  
 2002-03 Tia Moore  
 2003-04 Amber Hallman  
 2007-08 Chelsie Schweers (South Rookie of the Year)

**ALL-CONFERENCE**

	<b>First Team</b>	<b>All-Tournament</b>
1981-82	Benitta Coker	
1983-84	Cindy Nice	
1984-85	Pam Stewart	Leanne Eyler (MVP) Rory Peets Pam Stewart (MVP) Alisa Fox Alisa Fox
1985-86	Pam Stewart	
1986-87	Pam Stewart	
1987-88	Kim Cameron	
1988-89	Cathy Skinner*	
	Kim Cameron	
1989-90	Cathy Skinner*	Cathy Skinner
	Allison Murray	Allison Murray
		April Macario
1990-91	Karen Barefoot	Karen Barefoot
		April Macario
1991-92	Karen Barefoot*	Tia Johnson
	Tia Johnson	
1992-93	Alice Streetman*	Alice Streetman (MVP)
	Karen Barefoot	Karen Barefoot
		Kinsey Pritchett
		Karen Barefoot
1993-94	Karen Barefoot*	
	Alice Streetman	
1994-95	Dolmesha Stallings*	Dolmesha Stallings
	Alice Streetman	
1995-96	Misty Hart	Dolmesha Stallings
1996-97	Misty Hart*	Dolmesha Stallings
1997-98	Misty Hart*	Misty Hart (MVP)
		Rasheka Barnes
1998-99	Rasheka Barnes	
1999-2000	Tia Moore*	Lindsey Carney
2000-01	Tia Moore*	Serita Jackson (MVP)
	Serita Jackson	Tia Moore
	Lindsey Carney^	Jen Harrell
2001-02	Tia Moore	Tomorrow Lofton
	Amber Hallman	Tia Moore
	Tomorrow Lofton^	
2002-03	Tia Moore*	Tomorrow Lofton
	Tomorrow Lofton^	Amber Hallman
2003-04	Amber Hallman	Candace Bryant
	Tomorrow Lofton	Amber Hallman
		Tomorrow Lofton (MVP)
2004-05	Candace Bryant^	Candace Bryant
	Samantha Davis^	Samantha Davis
2005-06	Candace Bryant	
	Nikki Rowland^	
2006-07	Nikki Rowland	Dee Luck (MVP)
	Candace Bryant^	Nikki Rowland
	Alicia Bessey%	Candace Bryant
2007-08	Chelsie Schweers*#	Chelsie Schweers
	Colandra Rollins	Colandra Rollins

**CONFERENCE PLAYERS**

**& ROOKIES OF THE WEEK**

	<b>Player of the Week</b>	<b>Rookie of the Week</b>
1984-85	Nessie Freeman 2/18/85	
1985-86	Beth Spurell 1/19/86	
	Pam Stewart 2/9/86	
1986-87	Pam Stewart 1/11/87	Kim Cameron 11/30/86
	Pam Stewart 2/1/87	Kim Cameron 2/1/87
1987-88	Allison Murray 1/17/88	Cathy Skinner 1/24/88
		Cathy Skinner 2/7/88
1988-89	Cathy Skinner 12/4/88	
	Cathy Skinner 1/16/89	
	Cathy Skinner 1/23/89	
1989-90	Cathy Skinner 1/15/90	April Macario 1/15/90
	Cathy Skinner 1/22/90	April Macario 1/29/90
		Mandy Martin 2/20/90
1990-91	April Macario 2/4/91	Karen Barefoot 12/3/90
	K.C. Brown 2/11/91	Karen Barefoot 12/10/90
		Karen Barefoot 1/14/91
		Karen Barefoot 1/21/91
		Alice Streetman 2/11/91
1991-92	Tia Johnson 1/20/92	
	Karen Barefoot 1/27/92	
	Karen Barefoot 2/4/92	
	Karen Barefoot 2/18/92	
	Liisa Barnes 2/25/92	
1992-93	Karen Barefoot 1/11/93	Cynthia Allen 1/11/93
	Alice Streetman 2/15/93	
	Karen Barefoot 12/6/93	
1993-94	Karen Barefoot 1/17/94	Dolmesha Stallings 1/17/94
		Dolmesha Stallings 1/31/94
		Dolmesha Stallings 2/7/94
		Dolmesha Stallings 2/14/94
		Dolmesha Stallings 2/21/94
1994-95	Dolmesha Stallings 2/6/95	Keisha Joseph 1/23/95
	Alice Streetman 2/20/95	Tennille Smith 2/20/95
1995-96		Tamara Pool 12/5/95
1996-97	Misty Hart 1/13/97	Jacque Macklem 1/13/97
	Misty Hart 2/17/97	
1997-98	Misty Hart 12/8/97	Serita Jackson 11/24/97
	Misty Hart 1/19/98	Serita Jackson 2/16/98
	Misty Hart 1/26/98	
	Misty Hart 2/2/98	
	Tamara Pool 2/16/98	
1998-99	Rasheka Barnes 1/11/99	Nadine Ward 1/4/99
	Tamara Pool 1/25/99	
	Rasheka Barnes 2/22/99	Nadine Ward 1/25/99
1999-2000	Nadine Ward 1/25/00	Tia Moore 12/6/99
		Tia Moore 1/25/00
		Tia Moore 2/14/00
2000-01	Tia Moore 11/28/00	
	Tia Moore 12/5/00	
	Serita Jackson 1/16/01	
	Tia Moore 1/30/01	
2001-02	Tia Moore 1/8/02	
	Tia Moore 1/22/02	
	Tia Moore 2/5/02	
	Tia Moore 2/12/02	
2002-03	Tia Moore 2/4/03	
	Jen Harrell 2/25/03	
2003-04	Amber Hallman 11/25/03	Jess Hutt 12/1/03
	Tomorrow Lofton 12/12/04	Candace Bryant 12/12/04
	Amber Hallman 2/2/04	Candace Bryant 2/9/04
	Amber Hallman 2/9/04	
2004-05	Candace Bryant 11/29/04	Theresa Sparks 11/22/04
	Candace Bryant 1/4/05	Colandra Rollins 1/4/05
	Candace Bryant 1/10/05	
2005-06	Samantha Davis 11/28/05	
	Candace Bryant 12/19/05	
	Colandra Rollins 2/13/2006	
2006-07	Alicia Bessey 1/22/07	Chelsie Schweers 11/26/07
2007-08	Colandra Rollins 11/26/07	Jessica Moore 1/7/08
	Colandra Rollins 1/7/08	Chelsie Schweers 1/14/08
	Colandra Rollins 2/4/08	Chelsie Schweers 1/21/08
		Chelsie Schweers 2/4/08
		Chelsie Schweers 2/11/08

\*Player of the Year #Rookie of the Year  
 ^ Second Team %Honorable Mention



## Most Wins

### Two-Year Period

Wins	Years	Losses
44	2000-02	12
44	1996-98	11
43	2001-03	14
42	1990-92	13
42	2006-08	16
41	1991-93	15

### Three-Year Period

Wins	Years	Losses
64	2001-04	23
63	2000-03	21
60	1995-98	21
59	1989-92	22
59	1999-02	22
59	1996-99	21

### Four-Year Period

Wins	Years	Losses
84	2000-04	30
78	1999-03	31
78	1989-93	31
74	1998-02	32
74	2001-05	39
74	1997-01	31
74	1996-00	31

## Best Winning Percentage

### Two-Year Period

Pct.	Years	Record
.800	1996-98	44-11
.786	2000-02	44-12
.764	1990-92	42-13
.754	2001-03	43-14
.736	1997-99	39-14
.732	1991-93	41-15

### Three-Year Period

Pct.	Years	Record
.750	2000-03	63-21
.741	1995-98	60-21
.736	2001-04	64-23
.735	1989-92	61-22
.679	1984-87	55-26
.656	1996-99	59-21

### Four-Year Period

Pct.	Years	Record
.737	2000-04	84-30
.716	1999-03	78-31
.716	1989-93	78-31
.705	1997-01	74-31
.705	1996-00	74-31
.704	1990-94	76-32

## 20-Win Seasons

### 9 seasons

Year	Wins
1985-86	20
1990-91	20
1991-92	22
1996-97	20
1997-98	24
2000-01	20
2001-02	24
2003-04	21
2006-07	21
2007-08	21

## The 2008-09 CNU Captains



Seated, left to right: Shannon Walker, Jen Falin, Paige Childers, Chelsie Schweers, Brandy Thomas, Jerlisa Bowser. Standing, left to right: Video Coordinator Mike Santomauro, Assistant Coach Tim Greer, Assistant Coach Barbara Lewis, Caitlin Falls, Jessica Moore, Marykate Williams, Kimmy Hopkins, Head Coach Carolyn Hunter, Lauren Gural, Mary Kate Curry, Alysa Kerr, Manager Gerald Crowley, Assistant Coach Sarah Bolten, Assistant Coach Eugene Baltimore.

# CAPTAINS BASKETBALL 2008-09

## Biggest Margins of Victory and Defeat Victory (41 times 40 or more points)

Margin	Opponent	Score	Date
97	Averett	120-23	Jan. 19, 1991
89	Averett	106-17	Feb. 8, 1991
86	Hollins	119-33	Feb. 16, 1980
81	Averett	113-32	Feb. 1, 1988
80	Allen	100-20	Dec. 12, 1998
78	Averett	105-27	Jan. 6, 1987
78	Averett	110-32	Jan. 21, 1989
77	St. Mary's	112-35	Dec. 7, 1990
73	Wesley	120-47	Nov. 30, 1990
67	Averett	100-33	Feb. 9, 1988
66	St. Mary's	111-45	Dec. 5, 1992
63	Averett	88-25	Feb. 14, 1992
62	Hollins	99-37	Feb. 13, 1981
62	Averett	92-30	Dec. 6, 1985
59	Chowan	104-45	Dec. 1, 1996
58	Averett	101-43	Dec. 8, 1984
55	Gettysburg	113-58	Nov. 20, 1989
55	Averett	93-38	Jan. 25, 1992
54	Chowan	111-57	Feb. 16, 1998
53	Chowan	83-30	Jan. 12, 1996
53	Virginia Wesleyan	108-55	Dec. 3, 1996
53	NC Wesleyan	93-40	Jan. 16, 2007
52	Averett	86-34	Jan. 9, 1987
50	Southeastern	93-43	Nov. 28, 1980
50	Phil. Bible	97-47	Nov. 18, 2000
49	Mary Washington	107-58	Feb. 11, 1997
48	Averett	76-28	Dec. 3, 1982
48	Shenandoah	104-56	Jan. 10, 1993
48	Chowan	89-41	Dec. 2, 1997
46	Widener	88-42	Jan. 4, 1991
45	Averett	75-30	Feb. 26, 2008
45	Averett	97-52	Feb. 10, 1989
45	Chowan	103-58	Jan. 10, 1997
44	Averett	85-41	Jan. 22, 2003
43	Greensboro	97-54	Feb. 20, 1998
42	Ferrum	94-52	Feb. 22, 1991
41	Hood	98-57	Nov. 24, 2007
41	Eastern	101-60	Nov. 19, 1988
41	Averett	92-51	Feb. 23, 1993
40	Mary Washington	79-39	Nov. 21, 1986
40	Virginia Wesleyan	99-59	Nov. 20, 1992
40	Chowan	77-37	Feb. 8, 1995

Defeat (24 times 40 or more points)

Margin	Opponent	Score	Date
85	Old Dominion	10-95	Dec. 16, 1971
69	Norfolk State	25-94	Dec. 12, 1974
68	Norfolk State	31-99	Jan. 12, 1976
64	Norfolk State	48-112	Jan. 4, 1990
63	Virginia State	22-85	1976-77
62	Old Dominion	34-96	Dec. 14, 1974
57	William & Mary	32-89	Jan. 12, 1982
56	Norfolk State	29-85	Feb. 10, 1976
53	Hampton Inst.	40-93	Dec. 5, 1977
52	Albemarle	34-86	Jan. 9, 1976
51	Virginia State	27-78	Dec. 11, 1975
49	Virginia State	27-76	Jan. 14, 1978
48	Old Dominion	38-86	Jan. 18, 1975
47	Albemarle	37-84	Feb. 18, 1976
45	Muskingum	58-103	Dec. 1, 1991
44	Old Dominion	15-59	Jan. 7, 1972
44	Virginia State	28-72	1975-76
44	Mary Washington	43-87	Dec. 14, 2004
43	Old Dominion	34-76	Dec. 8, 1975
42	Old Dominion	47-89	Jan. 28, 1976
42	Hampton	71-113	Nov. 23, 1990
41	Hampton Inst.	28-69	1976-77
41	Wisc.-Eua Claire	52-93	Nov. 22, 1997
40	Hampton Inst.	30-70	Nov. 15, 1977

## One Point Games

(Overall 25-16; Home 11-10; Away 9-3; Neutral 6-3)

Date	W-L	Opponent	Score
Feb. 2, 1974	W	Chowan	31-30
Dec. 3, 1975	W	YWCA	48-47
1976-77	W	Va. Intermont	53-52
Jan. 5, 1979	L	Averett	48-49
Mar. 8, 1980	L	Fisk (Tenn.)	84-85
Jan. 23, 1981	L	Emory & Henry	67-68
Dec. 12, 1981	W	Lock Haven	58-57
Jan. 16, 1982	L	St. Andrew's	66-67
Jan. 19, 1982	W	NC Wesleyan	56-55
Nov. 19, 1982	L	Roanoke	50-51
Feb. 2, 1983	W	Norfolk St.	63-62
Feb. 5, 1983	W	St. Andrews	73-72
Feb. 25, 1983	L	Va. Wesleyan	65-66
Nov. 18, 1983	W	Roanoke	41-40
Nov. 25, 1984	L	Delaware St.	63-64
Feb. 7, 1986	L	UNC Greens.	74-75
Nov. 29, 1986	L	Barton	67-68
Jan. 8, 1989	L	Barton	64-64
Dec. 4, 1990	W	Mary Washnigton	75-74
Feb. 2, 1991	W	Greensboro	74-73
Nov. 30, 1991	W	Frostburg St.	67-66
Jan. 24, 1992	W	Ferrum	71-70
Feb. 2, 1992	W	Marymount	99-98
Feb. 7, 1992	W	Methodist	93-92
Jan. 12, 1994	W	NC Wesleyan	58-57
Feb. 9, 1994	L	Ferrum	75-76
Jan. 11, 1995	W	NC Wesleyan	54-53
Nov. 21, 1997	W	Nazareth (NY)	95-94
Jan. 29, 1999	W	Methodist	60-59
Feb. 6, 1999	L	Shenandoah	72-73
Jan. 8, 2000	L	William Paterson	64-65
Feb. 6, 2000	W	Shenandoah	64-63
Nov. 28, 2000	W	Mary Washington	66-65
Dec. 1, 2000	W	Peace	78-77
Feb. 26, 2004	W	Methodist	58-57
Mar. 3, 2004	W	Bethany	61-60
Mar. 6, 2004	L	Eastern Mennonite	62-63
Feb. 16, 2005	W	Peace	56-55
Feb. 19, 2005	L	Methodist	54-55
Feb. 1, 2006	W	Shenandoah	66-65
Feb. 3, 2008	W	Greensboro	86-85
Feb. 19, 2008	L	Mary Baldwin	61-60



Samantha Davis



Chazzy Morris

# CAPTAINS BASKETBALL 2008-09



## 100 Point Games

25 games with a 25-0 record - Home (Ratcliffe Gym 14-0, Freeman Center 0-0), Away 9-0, Neutral 2-0

MON	YEAR	OPPONENT	CNU	OPP	SITE
Feb. 16, 1980		Hollins	119	33	Ratcliffe Gym
Dec. 8, 1984		Averett	101	43	Ratcliffe Gym
Jan. 6, 1987		Averett	105	27	Ratcliffe Gym
Feb. 1, 1988		Averett	113	32	Danville, VA
Feb. 9, 1988		Averett	100	33	Ratcliffe Gym
Nov. 19, 1988		Eastern	101	60	Lancaster, PA
Jan. 21, 1989		Averett	110	32	Ratcliffe Gym
Nov. 20, 1989		Gettysburg	113	58	Gettysburg, PA
Nov. 30, 1990		Wesley	120	47	Ratcliffe Gym
Dec. 7, 1990		St. Mary's	112	35	Ratcliffe Gym
Jan. 19, 1991		Averett	120	23	Ratcliffe Gym
Feb. 8, 1991		Averett	106	17	Danville, VA
Nov. 26, 1991		Salisbury St.	104	101 2OT	Salisbury, MD
Dec. 5, 1992		St. Mary's	111	45	Salisbury, MD
Jan. 10, 1993		Shenandoah	104	56	Winchester, VA
Nov. 23, 1993		Salisbury St.	102	81	Salisbury, MD
Feb. 17, 1995		Greensboro	106	86	Ratcliffe Gym
Nov. 26, 1996		Salisbury St.	107	94	Ratcliffe Gym
Dec. 1, 1996		Chowan	104	45	Murfreesboro, NC
Dec. 3, 1996		Va. Wesleyan	108	55	Ratcliffe Gym
Jan. 10, 1997		Chowan	103	58	Ratcliffe Gym
Feb. 11, 1997		Mary Wash.	107	58	Ratcliffe Gym
Jan. 24, 1998		Averett	104	83	Danville, VA
Feb. 16, 1998		Chowan	111	57	Murfreesboro, NC
Dec. 12, 1998		Allen	100	20	Ratcliffe Gym

## CNU In Overtime

Year	W-L	Score	Opponent	Site
1980-81	L	76-83	Campbell	Ratcliffe Gym
1980-81	L	53-58	Rand. Macon	Ashland, VA
1982-83	W	50-45	Delaware St.	Salisbury, MD
1988-89	L	63-64	Barton	Ratcliffe Gym
1988-89	W	77-73	Greensboro	Greensboro, NC
1989-90	W	81-76	Mary Wash.	Fredericksburg, VA
1991-92	W	104-101	Salisbury St.	Salisbury, MD
1993-94	W	82-79	NC Wesleyan	Rocky Mount, NC
1995-96	L	81-88	Ferrum	Ratcliffe Gym
1996-97	W	80-73	Penn St-Behrend	Salisbury, MD
1997-98	W	91-82	Shenandoah*	Ferrum, VA
1997-98	W	93-91	Methodist*	Ferrum, VA
1998-99	W	72-68	Methodist	Ratcliffe Gym
1999-00	W	89-83	So. Virginia	Ratcliffe Gym
1999-00	W	70-67	Apprentice	Newport News, VA
1999-00	L	68-78	St. Mary's	St. Mary's City, MD
2000-01	L	56-58	NC Wesleyan	Rocky Mount, NC
2001-02	W	70-63	Emory & Henry	Ashland, VA
2001-02	W	59-54	Methodist	Fayetteville, NC
2003-04	W	88-85	Rand.- Macon	Ashland, VA
2004-05	L	68-72	Hood	Salisbury, MD
2005-06	W	82-71	Chowan	Freeman Center
2006-07	W	86-84	Methodist	Fayetteville, NC

**CNU Records:** 16-7 Overall; 3-3 Home; 8-4 Away; 5-0 Neutral; 6-2 USA South

\*USA South Conference tournament games

## CNU Milestone Victories

Win	Date	Opponent	Score	Site
1	Dec. 8, 1971	Virginia Wesleyan	22-13	Ratcliffe Gym
50	Feb. 6, 1981	Lynchburg	76-58	Ratcliffe Gym
100	Feb. 18, 1984	Virginia Wesleyan	55-48	Norfolk, Va.
150	Jan. 16, 1988	St. Andrews	81-62	Ratcliffe Gym
200	Feb. 1, 1991	Methodist	78-70	Ratcliffe Gym
250	Nov. 23, 1993	Salisbury St.	102-81	Salisbury, Md.
300	Dec. 3, 1996	Virginia Wesleyan	108-55	Ratcliffe Gym
350	Jan. 30, 1999	Greensboro	70-65	Greensboro, NC
400	Jan. 9, 2002	Shenandoah	81-56	Freeman Center
450	Feb. 17, 2004	Averett	61-56	Freeman Center
500	Jan. 16, 2007	NC Wesleyan	93-40	Freeman Center

## Freeman Center Attendance

Year	No. Games	Attendance
2000-01	12	6443
2001-02	14	8582
2002-03	12	9400
2003-04	10	9314
2004-05	13	6657
2005-06	13	8995
2006-07	13	10,707
2007-08	15	9,554
Year	Average	National Rank
2000-01	537	9 <sup>th</sup>
2001-02	613	8 <sup>th</sup>
2002-03	783	8 <sup>th</sup>
2003-04	931	2 <sup>nd</sup>
2004-05	512	--
2005-06	691	--
2006-07	824	7 <sup>th</sup>
2007-08	637	--

## CNU Basketball History 1971-2007

Seasons Overall .....	36
Games Played .....	899
Games Won.....	536
Games Lost.....	365
Winning Percentage.....	.595
Conference Games Played .....	341
Conference Games Won.....	262
Conference Games Lost.....	82
Conference Winning Percentage.....	.762
Conference Regular Season Titles.....	13
Conference Championships .....	7
NCAA Appearances .....	11
NCAA Tournament Record .....	5-12

## Record By Decade

### Overall Record


Decade	Record	Winning Percentage
1970's	43-108	.285
1980's	155-104	.598
1990's	183-83	.688
2000's	164-77	.680

### Conference Record

Decade	Record	Winning Percentage
1970's	No Games	
1980's	78-36	.684
1990's	96-18	.842
2000's	96-32	.750



Misty Hart



Karen Barefoot



## Opening Games

### SEASON OPENERS

(Overall 14-21; Home 5-4; Away 2-10; Neutral 7-7)

Date	Opponent	W/L	Score
Dec. 1, 1971	Norfolk St.	L	23-56
Jan. 15, 1974	Peninsula Catholic	L	15-30
Dec. 12, 1974	Norfolk St.	L	25-94
Dec. 3, 1975	YWCA	W	48-47
	William & Mary	L	37-60
Nov. 15, 1977	Hampton Inst.	L	30-70
Nov. 27, 1978	Hampton Inst.	L	35-65
Nov. 15, 1979	Delaware St.	W	75-61
Nov. 25, 1980	William & Mary	L	58-66
Nov. 21, 1981	Hampton Inst.	L	68-63
Nov. 19, 1982	Roanoke	L	50-51
Nov. 18, 1983	Roanoke	W	41-40
Nov. 24, 1984	Kean, N.J.	L	52-66
Nov. 22, 1985	Roanoke	W	59-48
Nov. 21, 1986	Mary Washington	W	79-39
Nov. 21, 1987	Emmanuel	L	66-78
Nov. 18, 1988	Scranton	L	59-66
Nov. 18, 1989	Lycoming	W	91-85
Nov. 16, 1990	Roanoke	L	69-78
Nov. 22, 1991	Elizabethtown	W	82-66
Nov. 20, 1992	Virginia Wesleyan	W	99-59
Nov. 19, 1993	Roanoke	L	74-83
Nov. 18, 1994	Maryville	L	66-91
Nov. 17, 1995	Marymount	L	65-99
Nov. 22, 1996	Muskingum, Oh.	L	58-67
Nov. 21, 1997	Nazareth, N.Y.	W	95-94
Nov. 20, 1998	Marymount	L	75-81
Nov. 19, 1999	Washington	L	54-74
Nov. 17, 2000	Meredith	W	74-71
Nov. 16, 2001	Randolph-Macon	W	74-62
Nov. 23, 2002	Wesleyan (GA)	W	67-56
Nov. 21, 2003	Goucher	L	66-79
Nov. 21, 2004	Mary Baldwin	W	88-55
Nov. 18, 2005	Randolph-Macon	L	62-86
Nov. 17, 2006	William Paterson	W	68-49
Nov. 20, 2007	Trinity (D.C.)	W	79-60

### HOME OPENERS

(Overall 17-17)

Date	Opponent	W/L	Score
Dec. 1, 1971	Norfolk St.	L	23-56
Jan. 15, 1974	Peninsula Catholic	L	15-30
Jan. 18, 1975	Old Dominion	L	38-86
Dec. 3, 1975	YWCA	W	48-47
Dec. 1, 1977	William & Mary	L	43-63
Nov. 27, 1978	Hampton Institute	L	35-65
Nov. 15, 1979	Delaware St.	W	75-61
Dec. 8, 1980	Norfolk St.	L	58-74
Nov. 21, 1981	Hampton Inst.	L	68-63
Nov. 30, 1982	Longwood	W	69-56
Nov. 29, 1983	William & Mary	L	43-46
Nov. 30, 1984	Mary Washington	W	72-62
Nov. 22, 1985	Roanoke	W	59-48
Nov. 21, 1986	Mary Washington	W	79-39
Nov. 28, 1987	Barton	L	57-69
Dec. 8, 1988	Mary Washington	W	96-61
Nov. 26, 1989	Barton	L	83-88
Nov. 20, 1990	Salisbury St.	W	88-72
Dec. 4, 1991	Bridgewater	W	71-49
Nov. 24, 1992	Salisbury St.	L	74-81
Dec. 11, 1993	Marymount	L	98-101
Nov. 22, 1994	Salisbury St.	W	82-59
Dec. 1, 1995	Virginia State	L	67-82
Nov. 26, 1996	Salisbury St.	W	107-94
Dec. 2, 1997	Chowan	W	89-41
Nov. 24, 1998	Salisbury St.	L	91-97
Nov. 27, 1999	Otterbein	L	72-92
Nov. 21, 2000	Salisbury	L	80-86
Nov. 20, 2001	Peace	W	80-52
Nov. 26, 2002	Mary Baldwin	W	65-41
Nov. 25, 2003	Salisbury	L	73-77
Nov. 21, 2004	Mary Baldwin	W	88-55
Nov. 29, 2005	Guilford	W	71-56
Nov. 21, 2006	VA Wesleyan	L	77-63
Nov. 24, 2007	Hood	W	98-57

### CONFERENCE OPENERS

(Overall 21-4; Home 15-0; Away 6-4)

Date	Opponent	W/L	Score
Dec. 1, 1981	NC Wesleyan	W	68-41
Dec. 3, 1982	Averett	W	76-28
Dec. 6, 1983	Averett	W	56-39
Dec. 8, 1984	Averett	W	101-43
Dec. 6, 1985	Averett	W	92-30
Jan. 6, 1987	Averett	W	105-27
Jan. 15, 1988	Methodist	W	59-50
Jan. 13, 1989	Greensboro	W	77-73
Jan. 12, 1990	Greensboro	W	88-53
Jan. 11, 1991	Greensboro	W	65-56
Jan. 18, 1992	Methodist	W	86-71
Jan. 15, 1993	Greensboro	L	67-69
Jan. 12, 1994	NC Wesleyan	W	58-57
Jan. 11, 1995	NC Wesleyan	W	54-53
Jan. 10, 1996	NC Wesleyan	W	90-73
Jan. 15, 1997	NC Wesleyan	W	78-48
Jan. 14, 1998	NC Wesleyan	W	86-49
Jan. 13, 1999	NC Wesleyan	L	71-90
Jan. 12, 2000	NC Wesleyan	W	84-45
Jan. 10, 2001	NC Wesleyan	L	56-58
Jan. 9, 2002	Shenandoah	W	81-56
Jan. 15, 2003	Shenandoah	W	73-42
Dec. 13, 2003	Peace	L	60-66
Jan. 12, 2005	Shenandoah	W	66-63
Jan. 11, 2006	Shenandoah	W	73-69
Jan. 10, 2007	Shenandoah	L	66-64
Jan. 6, 2008	Meredith	W	84-67



Amber Hallman

# NCAA GALLERY

Pictured below are some of head coach Carolyn Hunter's NCAA participant teams.



2000-01



2001-02



2006-07

## CNU RETIRED NUMBERS



**#10**  
**Karen**  
**Barefoot**



**#12**  
**Misty**  
**Hart**



**#13**  
**Pam**  
**Stewart**



# IN-SEASON TOURNAMENT RESULTS

<b>1978-79 - CNC Invitational</b> N.C. Wesleyan 48-59 George Mason 51-69 <i>4th place</i>	<b>1978-79 - Div. III State Tourn.</b> Clinch Valley 84-65 Bridgewater 63-74 Roanoke 88-86	<b>1980-81 - Delaware St. Tourn.</b> Southeastern 93-43 Norfolk St. 58-74 <i>2nd place</i>	<b>1980-81 - Div. III State Tourn.</b> Randolph-Macon 48-54 Ferrum 52-67 <i>4th place</i>	<b>1981-82 - Salisbury St.</b> Catholic 80-59 Lock Haven 58-57 <i>Champions</i>	<b>1982-83 - Liberty Baptist Tourn.</b> Roanoke 50-51 Randolph-Macon 51-64 <i>4th place</i>	<b>1982-83 - Salisbury St. Tourn.</b> Delaware St. 50-45 OT Salisbury St. 61-69 <i>2nd place</i>	<b>1983-84 - Liberty Baptist Tourn.</b> Roanoke 41-40 Liberty Baptist 55-44 <i>Champions</i>	<b>1986-87 - Salem (Mass.) St. Tourn.</b> Salem St. 57-66 Bowdoin 54-39 <i>3rd place</i>	<b>1987-88 - Emmanuel Tourn.</b> Emmanuel 66-78 Albany (N.Y.) St. 57-72 <i>4th place</i>	<b>1988-89 - Franklin &amp; Marshall Tr.</b> Scranton 59-66 Eastern 101-60 <i>3rd place</i>	<b>1989-90 - Franklin &amp; Marshall Tr.</b> Lycoming 91-85 Franklin & Marshall 74-84 <i>2nd place</i>	<b>1990-91 - Marymount Tip-Off Tr.</b> Roanoke 69-78 Va. Wesleyan 90-70 Greensboro 78-83 <i>5th place</i>	<b>1990-91 - Hampton U. Tourn.</b> Hampton 71-113 Shaw 61-68 <i>4th place</i>	<b>1991-92 - Marymount Tip-Off Tr.</b> Elizabethtown 82-66 Roanoke 72-83 Marymount 70-78 <i>5th place</i>	<b>1991-92 - Muskingum Tourn.</b> Frostburg St. 67-66 Muskingum 58-103 <i>2nd place</i>	<b>1991-92 - York (Pa.) Tourn.</b> Western Maryland 80-52 York 88-52 <i>Champions</i>	<b>1992-93 - Marymount Tip-Off Tr.</b> Va. Wesleyan 99-59 Maryville 75-81 Elizabethtown 76-83 <i>5th place</i>	<b>1992-93 - Salisbury St. Tourn.</b> Wilmington (Del.) 76-89 St. Mary's (Md.) 111-45 <i>3rd place</i>	<b>1992-93 - Frostburg St. Tourn.</b> Marymount 94-73 Frostburg St. 80-71 <i>Champions</i>	<b>1993-94 - Marymount Tip-Off Tr.</b> Roanoke 74-83 Va. Wesleyan 85-98 Greensboro 75-63 <i>7th place</i>	<b>1993-94 - Hampton U. Tourn.</b> Hampton 74-102 Elizabeth City 69-66 <i>3rd place</i>	<b>1993-94 - Salisbury St. Tourn.</b> N.C. Wesleyan 75-83 Gallaudet 90-63 <i>3rd place</i>	<b>1994-95 - Marymount Tip-Off Tr.</b> Maryville 66-91 Methodist 75-69 Roanoke 91-80 <i>3rd place</i>	<b>1994-95 - William Paterson Tourn.</b> William Paterson 54-69 Susquehanna 62-72 <i>4th place</i>	<b>1995-96 - Marymount Tip-Off Tr.</b> Marymount 65-99 Centre (Ky.) 65-73 Methodist 66-46 <i>7th place</i>	<b>1996-97 - Marymount Tip-Off Tr.</b> Muskingum (O.) 58-67 Maryville 71-83 Centre (Ky.) 92-74 <i>7th place</i>	<b>1996-97 - Salisbury St. Tourn.</b> Penn St. Behrend 80-73 2OT Salisbury St. 91-96 <i>2nd place</i>	<b>1996-97 - CNU Invitational</b> Chowan 103-58 Bethany (W.Va.) 77-79 <i>2nd place</i>	<b>1997-98 - Marymount Tip-Off Tr.</b> Nazareth 95-94 Wisc.-Eau Claire 52-93 Marymount 85-82 <i>2nd place</i>	<b>1997-98 - CNU Invitational</b> Apprentice 84-61 St. Mary's 90-76 <i>1st place</i>	<b>1998-99 - Marymount Tip-Off Tr.</b> Marymount 75-81 St. Mary's 90-76 <i>3rd place</i>	<b>1998-99-CNU Invitational</b> Apprentice 81-71 Savannah A&D 52-72 <i>2nd place</i>	<b>1999-2000-Washington (MD) Tournament</b> Washington (MD) 54-74 Beaver (PA) 70-51 <i>3rd place</i>	<b>1999-2000-CNU Invitational</b> Chowan 77-67 William Paterson 64-65 <i>2nd place</i>	<b>2000-2001-Hood College Tournament</b> Meredith 75-71 Philadelphia Bible 97-47 <i>1st place</i>	<b>2000-2001-CNU Invitational</b> Chowan 52-55 St. Mary's 68-54 <i>3rd place</i>	<b>2001-2002-Randolph-Macon Tournament</b> Randolph-Macon 74-62 Emory & Henry 70-63 <i>1st place</i>	<b>2002-2003-VA Wesleyan Tournament</b> Wesleyan (GA) 67-56 VA Wesleyan 52-48 <i>1st place</i>	<b>2002-2003-CNU Invitational</b> So. Virginia 63-41 Wheaton (IL) 61-69 <i>2nd place</i>	<b>2003-2004-Randolph-Macon Classic</b> Goucher 66-79 Randolph-Macon 88-85* <i>T-1st place</i>	<b>2003-2004-So. Virginia Classic</b> Wesley 77-68 So. Virginia 73-57 <i>1st place</i>	<b>2004-2005-Salisbury Tournament</b> Hood 72-68* Waynesburg 77-56 <i>4th place</i>	<b>2005-2006-Randolph-Macon Tournament</b> Randolph-Macon 62-86 Hamilton (NY) 81-68 <i>3rd place</i>	<b>2005-2006-Southern Virginia Tournament</b> Southern Virginia 75-64 Chowan 75-66 <i>2nd place</i>	<b>2006-2007-St. Mary's (MD) Tournament</b> William Paterson 68-49 St. Mary's (MD) 67-73 <i>2nd place</i>	<b>2006-2007-Hoop N Surf Classic</b> Benedictine 69-76 Lake Forest 65-62
--	---	---	--	--	--	---	---	---	---	--	---	---	--	---	--	--	--	---	---	---	--	---	---	---	--	---	--	---	---	---	---	---	---	---	--	---	---	---	---	---	---	--	---	--	--	--

## MEDIA OUTLETS

### NEWSPAPERS

Newport News Daily Press  
7505 Warwick Blvd.  
Newport News, Va. 23607  
(757) 247-4634

Virginian Pilot/Ledger Star  
150 W. Brambleton Ave.  
Norfolk, Va. 23510  
(757) 446-2366

Richmond Times-Dispatch  
P.O. Box C-32333  
Richmond, Va. 23293  
(804) 649-6554

York Town Crier/Poquoson Post  
4824 George Washington  
Highway  
Yorktown, Va. 23692  
(757) 898-7225

Captains Log  
Christopher Newport University  
1 University Place  
Newport News, Va. 23606  
(757) 594-7196

### TELEVISION

WVEC-TV (Ch. 13)  
612 Woodis Ave.  
Norfolk, Va. 23510  
(757) 628-6200

WTKR-TV (Ch. 3)  
720 Boush St.  
Norfolk, Va. 23510  
(757) 446-1352

WAVY-TV (Ch. 10)  
801 Wavy St.  
Portsmouth, Va. 23704  
(757) 393-4692

### RADIO

Xtra 99.1 FM  
Tom Robinson  
P.O. Box 634  
Gloucester, Va.  
(804) 693-2105

The Game 102.1 FM, 1490 AM  
Virginia Beach, Va.

ESPN WGH-AM (1310)  
281 Independence Blvd.  
Suite 101  
Virginia Beach, Va. 23462  
(757) 497-1310

### MAGAZINE

Peninsula Magazine  
703 Juniper Dr.  
Newport News, Va. 23601  
(757) 438-5582

# ALL-TIME RECORDS VS. OPPONENTS

OPPONENT	REC.	STREAK	FIRST MET	LAST GNU WIN	LAST OPP. WIN	Montclair St. (N.J.)	210 +1	1997-98	1997-98 (70-68)
Albany St. (N.Y.)	0-1	-1	1987-88		1987-88 (72-57)	Mt. Olive	1-0 +1	1985-86	1985-86 (68-60)
Albemarle	1-3	-1	1975-76	1976-77 (74-60)	1976-77 (76-43)	Muskingum	0-2 -2	1991-92	
Apprentice	5-1	+2	1996-97	1999-00 (70-67OT)	2000-01 (90-58)	Nazareth (N.Y.)	1-1 +1	1988-89	1997-98 (95-94)
<b>Averett</b>	<b>54-8 +2</b>	<b>1975-76</b>	<b>2007-08 (75-30)</b>	<b>2007-08 (63-55)</b>	<b>2007-08 (63-55)</b>	Norfolk St.	2-14 -2	1971-72	1989-90 (forf.)
Barton	0-9	-9	1986-87	1999-2000 (69-51)		<b>NC Wesleyan</b>	<b>51-15 +7</b>	<b>1978-79</b>	<b>2007-08 (81-55)</b>
Benedictine	0-1	-1	2006-07		2006-07 (76-69)	Old Dominion	0-6 -6	1971-72	1975-76 (89-47)
Bethany (W.Va.)	1-1	+1	1996-97	2003-04 (61-60)	1996-97 (79-77)	<b>Peace</b>	<b>11-2 +5</b>	<b>2000-01</b>	<b>2007-08 (85-58)</b>
Bowdoin	1-0	+1	1986-87	1986-87 (54-39)		Peninsula Catholic	0-1 -1	1973-74	1973-74 (30-15)
Bridgewater	6-12	-2	1976-77	1991-92 (71-49)	1997-98 (90-87)	Penn St.-Behrend	1-0 +1	1996-97	1996-97 (80-73**)
Campbell	0-2	-2	1979-80		1980-81 (83-76**)	Radford	1-1 +1	1979-80	1980-81 (68-61)
Catholic	2-3	-1	1981-82	2006-07 (62-55)	1988-89 (80-74)	Randolph-Macon	5-9 -1		2003-04 (88-85*)
Centre	1-1	+1	1995-96	1996-97 (92-74)	1995-96 (73-65)	Rappahannock	2-0 +2	1973-74	1973-74 (54-27)
Chowan	19-17	-1	1971-72	2005-06 (82-71*)	2005-06 (75-66)	Richmond	1-0 +1	1979-80	1979-80 (78-50)
City Co. of New York	1-0	+1	1997-98	1997-98 (79-62)		Roanoke	9-10 +2	1978-79	1993-94 (83-74)
Clinch Valley	3-1	+3	1979-80	1982-83 (66-46)	1979-80 (74-59)	Rust (Miss.)	0-1 -1	1985-86	1985-86 (74-43)
Concordia	1-0	+1	2001-02	2001-02 (71-49)		St. Andrews	9-4 +6	1981-82	1987-88 (66-53)
Delaware St.	2-1	-1	1979-80	1982-83 (50-45*)	1984-85 (64-63)	St. Paul's	1-0 +1	1989-90	1989-90 (77-53)
Dickinson	1-0	+1	2006-07	2006-07 (52-49)		<b>St. Mary's (Md.)</b>	<b>7-3 +1</b>	<b>1990-91</b>	<b>2006-07 (66-56)</b>
Eastern	1-0	+1	1988-89	1988-89 (101-60)		St. Thomas (Minn.)	0-1 -1	1992-93	1992-93 (81-50)
E. Conn.	0-1	-1	1979-80		1979-80 (68-61)	Salem St. (Mass.)	0-1 -1	1986-87	1986-87 (66-57)
E. Mennonite	2-4	-1	1976-77	1980-81 (59-55)	2003-04 (63-62)	Salisbury	10-7 -2	1982-83	1997-98 (98-91)
Elizabeth City St.	1-0	+1	1993-94	1993-94 (69-66)		Savannah A&D	2-1 +2	1998-99	2002-03 (72-60)
Elizabethtown	1-2	-1	1981-82	1991-92 (82-66)	1992-93 (83-76)	Scranton	0-2 -2	1985-86	1988-89 (66-59)
Emmanuel	0-1	-1	1987-88		1987-88 (78-66)	Shaw	0-1 -1	1990-91	1990-91 (68-61)
Emory & Henry	3-2	+2	1976-77	2001-02 (70-63)	1980-81 (68-67)	<b>Shenandoah</b>	<b>30-6 +3</b>	<b>1992-93</b>	<b>2007-08 (70-66)</b>
Fayetteville St.	0-1	-1	1995-96		1995-96 (90-60)	Southeastern (D.C.)	1-0 +1	1980-81	1980-81 (93-43)
<b>Ferrum</b>	<b>40-15 +1</b>	<b>1978-79</b>	<b>2007-08 (82-74)</b>	<b>2007-08 (82-74)</b>	<b>2007-08 (69-54)</b>	Southern Virginia	5-0 +5	1999-00	2005-06 (75-64)
Fisk	0-1	-1	1979-80		1979-80 (85-84)	Spelman	0-1 -1	2004-05	2004-05 (72-66)
Franklin & Marshall	1-1	+1	1989-90	1993-94 (70-60)	1989-90 (84-74)	Susquehanna	0-1 -1	1994-95	1994-95 (72-62)
Frostburg St.	2-0	+2	1991-92	1992-93 (80-71)		Trinity (D.C.)	1-0 +1	2007-08	2007-98 (79-60)
Gallaudet	1-0	+1	1993-94	1993-94 (90-63)		UNC-Greensboro	2-15 -5	1981-82	1985-86 (69-67)
George Mason	0-4	-4	1976-77		1978-79 (69-51)	Va. Commonwealth	0-2 -2	1979-80	1980-81 (82-60)
Gettysburg	1-0	+1	1989-90	1989-90 (113-58)		Va. Intermont	3-0 +3	1975-76	1976-77 (53-52)
Goucher	4-2	-1	2000-01	2004-05 (76-50)	2007-08 (81-69)	Va. State	0-12 -12	1979-80	1995-96 (82-67)
<b>Greensboro</b>	<b>49-20 -2</b>	<b>1978-79</b>	<b>2007-08 (86-85)</b>	<b>2007-08 (86-85)</b>	<b>2007-08 (83-80)</b>	Va. Tech	0-1 -1	1971-72	1971-72 (49-11)
Guilford	4-0	+4	1990-91	2005-06 (70-59)		Va. Union	1-0 +1	1989-90	1989-90 (80-71)
Hamilton (NY)	1-0	+1	2005-06	2005-06 (81-68)		<b>Va. Wesleyan</b>	<b>35-20 +1</b>	<b>1971-72</b>	<b>2007-08 (81-67)</b>
Hampton Univ.	2-11	-1	1973-74	1992-93 (72-68)	1993-94 (102-74)	Waynesburg	0-1 -1	2004-05	2004-05 (77-56)
Hollins	2-0	+2	1979-80	1980-81 (99-37)		Wesley	3-0 +3	1990-91	2003-2004 (77-68)
Hood	3-1	+2	2001-02	2007-09 (98-57)	2004-05 (72-68*)	W. Maryland	1-0 +1	1991-92	1991-92 (80-52)
Johns Hopkins	0-1	-1	2002-03		2002-03 (77-56)	Wesleyan (GA)	1-0 +1	2002-03	2002-03 (67-56)
Kean (N.J.)	0-1	-1	1984-85		1984-85 (66-52)	Westhampton	1-3 +1	1975-76	1978-79 (56-49)
King's (Pa.)	1-0	+1	1985-86	1985-86 (53-50)		Wheaton (IL)	0-1 -1	2002-03	1977-78 (60-42)
Knoxville	0-1	-1	1980-81		1980-81 (66-56)	Widener	3-0 +3	1984-85	2002-03 (69-61)
Lake Forest	1-0	+1	2006-07	2006-07 (65-62)		William & Mary	1-11 -1	1971-72	1990-91 (88-42)
Lee (Tenn.)	0-1	-1	1979-80		1979-80 (78-67)	William Paterson	1-2 +1	1994-95	1982-83 (60-55)
Liberty	1-2	+1	1979-80	1979-80 (98-74)	1983-84 (55-44)	64)		2006-07 (68-49)	1999-2000 (65-
Lock Haven	1-0	+1	1981-82	1981-82 (58-57)		Wilmington (Del)	0-1 -1	1992-93	1992-93 (89-76)
Longwood	1-2	-1	1979-80	1982-83 (58-41)	1983-84 (66-47)	Wisc.-Eau Claire	0-2 -2	1991-92	1997-98 (93-52)
Lycoming	1-0	+1	1989-90	1989-90 (91-85)		YWCA	1-0 +1	1975-76	1975-76 (48-37)
<b>Lynchburg</b>	<b>5-2 +4</b>	<b>1975-76</b>	<b>2007-08 (79-72)</b>	<b>2007-08 (81-65)</b>	<b>1979-80 (81-65)</b>	York (Pa.)	1-0 +1	1991-92	1991-92 (88-52)
<b>Mary Baldwin</b>	<b>5-6 -1</b>	<b>1974-75</b>	<b>2007-08 (70-66)</b>	<b>2007-08 (61-60)</b>	<b>2007-08 (61-60)</b>	*number of overtimes		<b>2007-08</b>	<b>opponents highlighted</b>
Marymount	11-13	+1	1983-84	2006-07 (54-52)	2005-06 (79-77)				
Maryville (Tenn.)	0-5	-5	1992-93		2000-01 (77-65)				
Mary Washington	20-15	-6	1971-72	2001-02 (53-50)	2007-08 (67-52)				
<b>Meredith</b>	<b>3-0 +3</b>	<b>2000-01</b>	<b>2007-08 (91-79)</b>	<b>2007-08 (91-79)</b>					
<b>Methodist</b>	<b>54-17 +7</b>	<b>1979-80</b>	<b>2007-08 (70-68)</b>	<b>2007-08 (70-68)</b>	<b>2004-05 (60-51)</b>				
Midway	1-0	+1	1980-81	1980-81 (74-52)					

## CNU Record vs. Conferences and others

Capital Athletic Conf.	56-44	College Conference of IL and WI	0-1
Old Dominion Athletic Conf.	50-45	President's Athletic Conference	1-1
NAIA Division II	15-11	Pennsylvania Athletic Conf.	3-1
Division III Independents	26-27	Carolinas Athletic Conference	1-9
NCAA Division II	10-43	Ohio Athletic Conference	0-3
Middle Atlantic States Conf.	6-4	Wisc. Women's Intercollegiate	0-2
NCAA Div. I	6-30	Little East	0-1
Centennial Conf.	3-3	Mass. St. Collegiate	0-1
New England Small Coll.	2-0	Minn. Intercollegiate	0-1
New Jersey Athletic Conference	2-3	Great Northeast Athletic	0-1
New York State Women's Conf.	1-0	Southern Collegiate Athl. Conf.	1-1
City Univ. of New York A.C.	1-0	New Jersey Athletic Conference	2-2
Great South Athletic Conference	1-1	Landmark Conference	0-1
Atlantic Women's Collegiate Conf.	2-1		

## ALL-TIME ROSTER

**A**  
Cynthia Allen 92-93,94-95,95-96,96-97  
Missy Allen 86-87  
Victoria Aracri 86-87  
Christina Armstead 97-98, 98-99  
Tiffany Artis 05-06  
Robyn Ascari 82-83

**B**  
Tamara Bailey 01-02  
Karen Barefoot 90-91,91-92,92-93,93-94  
Liisa Barnes 89-90, 90-91, 91-92,92-93  
Rasheka Barnes 96-97,97-98, 98-99  
Alicia Bessey 06-07  
Darlene Best 82-83,83-84,84-85,85-86  
Candice Black 00-01, 01-02  
Sandra Boggs 81-82  
Alyssa Bolles 04-05  
Evonne Bookwalter 86-87,87-88,89-90  
Amy Booth 97-98  
Michele Bradley 76-77  
Beth Brannan 71-72  
Dot Brockington 73-74  
Nicole Brooks 93-94,94-95  
K.C. Brown 89-90,90-91  
Vann Brown 86-87,87-88  
Candace Bryant 03-04, 04-05, 05-06, 06-07  
Shantel Burwell 05-06, 06-07

**C**  
Mandi Callow 93-94  
Kim Cameron 86-87,87-88,88-89,89-90  
Myra Carl 71-72  
Jessica Carmon 05-06, 06-07  
Hillary Carney 02-03  
Lindsey Carney 99-00, 00-01  
Jocelyn Carter 03-04  
Karen Cavanaugh 73-74  
Shavonka Chapman 91-92  
Ann Chohany 73-74  
Ebonie Cloyd 97-98, 98-99  
Kerri Cobb 93-94,94-95  
Benitta Coker 80-81,81-82,82-83  
Angie Cook 82-83,83-84,84-85  
Rhonda Cooper 88-89,89-90  
Sherry Cousins 82-83  
Alison Craine 87-88



Dana Edwards

Angie Crandol 88-89  
Dawn Crist 93-94  
Connie Curran 80-81,81-82

**D**  
Norine Davis 81-82,82-83  
Samantha Davis 03-04, 04-05, 05-06, 06-07  
Ashleigh Dawson 00-01  
Joan Delaney 73-74,74-75,75-76  
LaTonya DeLoatch 93-94  
Michelle Dickens 88-89  
Melissa Dixon 99-00  
Melodie Doughty 95-96,96-97  
Gwynn Drewry 77-78,78-79,79-80,80-81  
Dellana D'Urso 89-90  
Kristen Duca 07-08

**E**  
Dana Edwards 94-95,95-96,96-97,97-98  
Becky Espinosa 73-74  
Allison Eylar 83-84  
Leanne Eylar 81-82,82-83,83-84,84-85

**F**  
Adrienne Faircloth 99-00  
Tina Fanelli 78-79,79-80  
Kim Fleming 93-94  
Karen Foard 78-79  
Sonja Forth 76-77  
Alisa Fox 83-84,84-85,85-86,86-87  
Nessie Freeman 79-80,80-81,81-82,84-85  
Susan Frishkorn 78-79, 87-88  
Erin Furey 07-08

**G**  
Brandy Gardner 00-01  
Jean Gardner 71-72  
Kathy Garrison 73-74  
Missy Gauldin 92-93  
Jennifer George 05-06  
Jessica Geter 01-02  
Florine Gholston 00-01  
Karen Gleaton 74-75,75-76,76-77,77-78  
Stephanie Gossett 93-94  
Luanna Grubbs 75-76,76-77  
Debra Guiant 75-76  
Vicky Gunn 80-81,81-82,82-83,83-84

**H**  
Marinda Hall 81-82  
Amber Hallman 01-02, 02-03, 03-04  
Cindy Hardee 74-75  
Joyce Harlow 76-77,77-78  
Darlene Harmon 82-83  
Jen Harrell 99-00, 00-01, 01-02, 02-03  
Matasha Harris 96-97  
Misty Hart 95-96,96-97,97-98  
Lisa Hayes 85-86  
Susan Henry 73-74,74-75,75-76  
Karen Holloway 78-79,79-80  
Jess Hutt 03-04, 04-05

**I**  
Chris Irving 76-77

**J**  
Serita Jackson 97-98, 98-99, 99-00, 01-02  
Dietra Jefferson 02-03, 03-04  
Tara Jimmerson 91-92  
Gigi Johnson 77-78,78-79,79-80  
Tia Johnson 89-90,90-91,91-

92,92-93  
Keisha Joseph 94-95,95-96  
Karen Joyner 84-85  
Renee Judd 80-81,81-82

**K**  
Patti Kelliham 78-79,79-80,80-81,81-82  
Felicia Kemp 91-92,92-93,93-94,94-95  
Tina Kennedy 02-03, 03-04  
Allison Kinmonth 76-77,77-78  
Amy Kolly 89-90  
Stacie Kovan 81-82  
Linda Kye 02-03

**L**  
Monique Lee 07-08  
Victoria Liaros 04-05  
Becky Littreal 82-83,83-84,84-85,85-86  
Tomorrow Lofton 01-02, 02-03, 03-04  
Lou Long 85-86,86-87,87-88,88-89  
Dee Luck 05-06, 06-07  
Cynthia Lynch 75-76

**M**  
April Macario 89-90,90-91  
Jacque Macklem 96-97  
Leema Madden 95-96,96-97,97-98, 98-99  
Maria Malerba 73-74  
Tracy Mallot 88-89  
Mandy Martin 89-90,90-91  
Tina Martin 92-93,93-94,94-95,95-96,96-97  
Rasheedah Martin 99-00, 00-01  
Lynn McCarron 73-74  
Angie McCormack 93-94  
Donna Merritt 75-76,76-77,78-79  
Heidi Miller 02-03  
Lisa Molineaux 90-91,91-92,92-93  
Jessica Moore 07-08  
Tia Moore 99-00, 00-01, 01-02, 02-03  
Chazzy Morris 01-02, 02-03, 03-04, 04-05  
Allison Murray 86-87,87-88,88-89,89-90  
Cynthia Myrick 73-74

**N**  
Cindy Nice 81-82,82-83,83-84,84-85  
Jenny Nuttycombe 81-82,82-83,84-85,85-86

**O**  
Aleta Outerbridge 71-72

**P**  
Debbie Panak 74-75,75-76  
Sandy Panak 75-76,76-77  
Toni Pardue 87-88  
Beth Ann Pauler 92-93  
Deborah Pavlavich 77-78  
Rory Peets 83-84,84-85,85-86,86-87  
Ameiki Perry 94-95  
Shannon Perry 05-06, 07-08  
Barbara Petty 73-74  
Patsy Phelps 71-72  
Cherrie Phillips 97-98, 98-99, 99-00, 01-02  
Debbie Phillips 80-81  
Shelley Pidgeon 82-83,83-84,84-85,85-86  
Stasia Place 94-95,95-96,96-97,97-98

Tamara Pool 95-96,96-97,97-98, 98-99  
Kinsey Pritchett 90-91,91-92,92-93

**R**  
Tina Randolph 97-98, 98-99  
Jenna Reese 03-04  
Karla Rhone 97-98, 98-99, 99-00, 00-01  
Crystal Richardson 88-89,89-90,90-91,91-92  
Linda Richardson 79-80,80-81  
Cassie Roberts 96-97  
LaDonna Roberts 77-78  
Mary Rockey 78-79  
Colandra Rollins 04-05, 05-06, 06-07, 07-08  
Connie Rosel 91-92,92-93  
Frances Rowe 71-72  
Nikki Rowland 05-06, 06-07  
Michele Russell 04-05, 05-06, 06-07, 07-08

**S**  
Sharon Schmidt 73-74  
Chelsie Schweers 07-08  
Gail Seiberlich 76-77,77-78,78-79,79-80  
Theresa Shaffer 75-76  
Lindsay Sheppard 98-99  
Cathy Skinner 87-88,88-89,89-90  
Diane Slye 73-74,74-75  
Myra Smith 73-74,74-75,75-76  
Tennille Smith 94-95,95-96  
Sarany Sok 98-99  
Theresa Sparks 04-05  
Heather Springfield 05-06  
Beth Spurell 85-86,86-87,87-88,88-89  
Dolmesha Stallings 93-94,94-95,95-96,96-97  
Megan Stangroom 07-08  
Kelsey Steele 05-06  
Pam Stewart 84-85,85-86,86-87  
Crystal Storey 99-00, 00-01, 01-02  
Karen Stout 83-84  
Alice Streetman 90-91, 92-93,93-94,94-95

**T**  
Kristie Taylor 90-91  
Ruby Taylor 93-94,94-95  
Pam Theriault 71-72  
Shelley Tolbert 98-99, 99-00  
Traci Turner 88-89

**V**  
Krystal Vest 02-03, 03-04, 04-05, 06-07  
Tiffany Viers 01-02, 02-03  
Christine Villaneda 00-01

**W**  
Kelly White 06-07, 07-08

## CNU'S GREATEST BY THE NUMBERS

## Cynthia Allen - 5-10 - Newport News, Va.

Year	G	FG-FGA	PCT.	FT-A	PCT.	REB	PTS
1992-93	28	70-124	.565	19-42	.452	149-5.3	159-5.7
1994-95	26	76-161	.472	39-67	.582	183-7.0	191-7.3
1995-96	26	109-232	.470	53-81	.654	204-7.9	272-10.5
1996-97	27	109-232	.470	56-85	.659	227-8.4	274-10.2
Career	107	364-749	.486	167-275	.607	763-7.1	986-8.4

## Karen Barefoot - 5-5 - Newport News, Va.

Year	G	FG-FGA	PCT.	FT-A	PCT.	REB	PTS
1990-91	27	148-284	.521	143-198	.722	95-3.5	441-16.3
1991-92	28	186-431	.432	165-236	.699	106-3.8	546-19.5
1992-93	28	143-314	.455	160-226	.708	131-4.7	457-16.3
1993-94	25	205-483	.424	206-269	.766	112-4.5	629-25.5
Career	108	682-1512	.451	674-929	.726	444-4.1	2073-19.2

## Kim Cameron - 5-11 - Manassas, Va.

Year	G	FG-FGA	PCT.	FT-A	PCT.	REB	PTS
1986-87	27	114-253	.451	22-39	.564	155-5.7	250-9.3
1987-88	25	177-435	.407	55-79	.696	143-5.7	423-16.9
1988-89	25	152-395	.385	28-48	.583	187-7.5	359-14.4
1989-90	10	42-115	.365	3-6	.500	42-4.2	109-10.9
Career	87	485-1198	.405	108-172	.628	527-6.1	1141-13.1

## Gwynn Drewry - 5-9 - Newport News, Va.

Year	G	FG-FGA	PCT.	FT-A	PCT.	REB	PTS
1980-81	24	68-164	.415	28-35	.800	117-4.9	164-6.8
1981-82	26	106-240	.442	8-12	.667	82-3.2	220-8.5
1982-83	27	145-363	.399	21-33	.636	108-4.0	311-11.5
1983-84	25	146-354	.412	20-31	.645	109-4.4	312-12.5
Career	102	465-1121	.415	77-111	.694	416-4.1	1007-9.9

## Misty Hart - 5-8 - Newport News, Va.

Year	G	FG-FGA	PCT.	FT-A	PCT.	REB	PTS
1994-95*	24	40-93	.430	3-8	.375	32-1.3	100-4.2
1995-96*	3	2-4	.500	0-0	.000	2-7	4-1.3
1995-96	14	63-178	.354	35-48	.729	77-5.5	174-12.4
1996-97	26	187-395	.473	80-114	.702	169-6.5	492-18.9
1997-98	28	238-530	.449	120-161	.745	187-6.7	660-23.6
Career	95	530-1200	.442	238-331	.719	467-4.9	1430-14.5

\*at Old Dominion

## Tia Johnson - 6-1 - Dale City, Va.

Year	G	FG-FGA	PCT.	FT-A	PCT.	REB	PTS
1989-90	26	51-129	.395	59-88	.671	170-6.5	161-6.2
1990-91	27	109-235	.464	60-96	.625	237-8.8	278-10.3
1991-92	28	166-351	.473	89-141	.631	366-13.1	421-15.6
1992-93	28	110-269	.409	49-83	.590	266-9.5	269-9.6
Career	109	436-984	.443	257-408	.630	1039-9.5	1129-10.4

## Patti Kelliher - 5-6 - Hampton, Va.

Year	G	FG-FGA	PCT.	FT-A	PCT.	REB	PTS
1978-79	25	142-353	.402	86-118	.729		370-14.8
1979-80	31	224-545	.411	96-123	.781	164-5.3	544-17.5
1980-81	24	119-301	.395	49-65	.754	87-3.6	287-12.0
1981-82	24	104-314	.331	58-89	.652	110-4.6	266-11.1
Career	104	589-1513	.389	289-395	.732		1467-14.1

## Allison Murray - 5-8 - Annandale, Va.

Year	G	FG-FGA	PCT.	FT-A	PCT.	REB	PTS
1986-87	27	28-96	.292	24-36	.667	43-1.6	80-3.0
1987-88	22	138-346	.399	43-63	.683	75-3.4	328-14.9
1988-89	25	132-371	.356	32-61	.525	66-2.6	320-12.1
1989-90	26	124-318	.390	53-72	.736	76-2.9	314-12.1
Career	100	422-1131	.373	152-232	.655	260-2.6	1024-10.2

## Tia Moore - 5-7 - Washington, D.C.

Year	G	FG-FGA	PCT.	FT-FTA	PCT.	REB-AVE.	PTS-AVE.
1999-00	26	136-266	.511	53-86	.616	186-7.2	325-12.5
2000-01	27	163-290	.562	78-112	.696	203-8.5	404-15.0
2001-02	28	167-321	.520	75-104	.721	233-8.3	409-14.6
2002-03	28	170-319	.533	107-145	.738	250-8.9	447-16.0
Career	109	636-1196	.532	313-447	.700	872-8.0	1585-14.5

## Cindy Nice - 5-10 - Newport News, Va.

Year	G	FG-FGA	PCT.	FT-FTA	PCT.	REB	PTS
1981-82	26	87-200	.435	27-57	.474	181-7.0	201-7.7
1982-83	27	139-288	.483	33-63	.524	267-10.0	311-11.5
1983-84	25	132-300	.440	51-78	.654	245-9.8	315-12.6
1984-85	18	71-153	.464	33-40	.825	148-8.2	175-9.7
Career	96	429-941	.456	144-238	.605	841-8.8	1002-10.4

## Rory Peets - 5-10 - St. Thomas, V.I.

Year	G	FG-FGA	PCT.	FT-FTA	PCT.	REB-AVE.	PTS-AVE.
1983-84	23	20-65	.308	9-18	.500	119-5.2	49-2.0
1984-85	25	103-201	.512	53-84	.631	320-12.8	159-10.4
1985-86	29	98-214	.458	34-64	.531	329-11.3	230-7.9
1986-87	27	112-221	.507	29-54	.537	265-9.8	253-9.4
Career	104	333-701	.475	125-220	.568	1033-9.9	791-7.6

## Nikki Rowland - 5-9 - Alexandria, Va.

Year	G	FG-FGA	PCT.	FT-FTA	PCT.	REB-AVE.	PTS-AVE.
2003-04*	29	107-309	.346	34-43	.791	101-3.4	282-9.4
2004-05*	27	81-233	.348	53-66	.803	121-4.5	237-8.8
2005-06	26	127-357	.356	74-90	.822	131-5.0	372-14.3
2006-07	29	146-364	.401	86-106	.811	132-4.6	421-14.5
Career	111	461-1263	.365	247-305	.810	485-4.4	1312-11.8

\* at Marymount

## Linda Richardson - 5-7 - Hampton, Va.

Year	G	FG-FGA	PCT.	FT-FTA	PCT.	REB-AVE.	PTS-AVE.
1979-80	30	275-548	.502	184-311	.592	504-16.8	730-24.3
1980-81	23	142-306	.464	77-146	.527	273-11.9	361-15.7
Career	53	417-854	.488	261-457	.571	777-14.7	1091-20.6

## Colandra Rollins - 5-8 - Culpeper, Va.

Year	G	FG-FGA	PCT.	FT-FTA	PCT.	REB-AVE.	PTS-AVE.
2004-05	18	69-124	.556	53-82	.646	138-7.7	191-10.6
2005-06	26	77-132	.583	64-103	.621	192-7.4	218-8.4
2006-07	30	71-131	.542	66-91	.725	157-5.2	208-6.9
2007-08	28	187-308	.607	143-187	.765	327-11.7	517-18.5
Career	102	404-695	.581	325-463	.704	814-8.0	1134-11.1

## Cathy Skinner - 5-6 - Newport News, Va.

Year	G	FG-FGA	PCT.	FT-FTA	PCT.	REB-AVE.	PTS-AVE.
1987-88	25	135-297	.455	46-75	.613	147-5.9	316-12.6
1988-89	25	236-463	.510	91-123	.740	136-5.4	563-22.5
1989-90	26	196-434	.452	55-77	.714	155-6.0	447-17.2
Career	76	567-1194	.475	192-275	.698	440-5.8	1326-17.4

## Beth Spurell - 5-7 - Ladysmith, Va.

Year	G	FG-FGA	PCT.	FT-FTA	PCT.	REB-AVE.	PTS-AVE.
1985-86	29	56-116	.483	24-48	.500	200-7.1	136-4.9
1986-87	27	66-136	.485	30-51	.588	256-9.5	162-6.0
1987-88	25	97-174	.558	41-78	.526	302-12.1	253-9.4
1988-89	25	139-252	.552	59-93	.634	388-15.5	337-13.5
Career	106	358-678	.528	154-270	.570	1146-10.8	888-8.4

## Dolmesha Stallings - 5-11 - San Diego, Calif.

Year	G	FG-FGA	PCT.	FT-A	PCT.	REB	PTS
1993-94	25	157-289	.543	52-110	.473	279-11.2	366-14.6
1994-95	26	191-336	.568	84-145	.579	282-10.8	466-17.9
1995-96	25	88-202	.436	36-66	.546	174-7.0	213-8.5
1996-97	26	153-269	.569	82-130	.631	207-8.0	388-14.9
Career	102	589-1096	.537	254-451	.563	942-9.2	1433-14.0

## Pam Stewart - 5-5 - Hampton, Va.

Year	G	FG-FGA	PCT.	FT-FTA	PCT.	REB-AVE.	PTS-AVE.
1982-83*	11	19-37	.513	2-5	.400	18-1.6	40-3.6
1984-85	24	163-402	.405	74-94	.787	114-4.8	400-16.7
1985-86	29	245-575	.426	130-162	.802	129-4.4	620-21.4
1986-87	27	227-583	.389	107-154	.695	130-4.8	561-20.8
Career	91	654-1597	.410	313-415	.754	391-4.3	1622-17.8

\*at Randolph-Macon

## Alice Streetman - 5-10 - Newport News, Va.

Year	G	FG-FGA	PCT.	FT-FTA	PCT.	REB-AVE.	PTS-AVE.
1990-91	27	128-273	.469	17-32	.531	94-3.5	273-10.1
1992-93	25	187-360	.520	23-33	.697	155-6.2	398-15.9
1993-94	25	223-518	.431	44-69	.638	164-6.6	497-19.9
1994-95	24	177-375	.472	34-49	.694	93-3.5	394-16.4
Career	101	715-1526	.469	122-183	.667	496-4.9	1562-15.5

# YEAR-BY-YEAR RESULTS



1971-72 (2-13)

**Coach - Mary Lu Royall**

Norfolk St.	12/1	H/L	23	56
Va. Wesleyan	12/8	H/W	22	13
Old Dominion	12/16	A/L	10	95
Old Dominion	1/7	H/L	15	59
Norfolk St.	1/22	A/L	29	64
Va. Wesleyan	1/13	A/W	29	16
Virginia St.	1/28	A/L	14	46
Chowan	2/2	H/L	24	45
William & Mary	2/9	A/L	14	45
Virginia St.	2/14	A/L	22	32
Chowan	2/22	A/L	32	52
William & Mary		H/L	24	35
Virginia St. <sup>1</sup>	3/2	NL	25	52
Virginia Tech <sup>1</sup>	3/3	N/L	11	49
Mary Wash. <sup>1</sup>	3/4	NL	23	55

1972-73 (No team)

1973-74 (5-7)

**Coach - Mary Lu Royall**

Pen. Catholic	1/15	H/L	15	30
Norfolk St.		A/L	20	50
Hampton Inst.		H/L	19	35
Rappahannock		H/W	34	20
Virginia St.	1/28	A/L	20	54
Chowan	2/2	H/W	31	30
Norfolk St.	2/5	H/L	34	46
Rappahannock	2/12	A/W	54	27
Va. Wesleyan	2/14	H/W	45	19
Hampton Inst.	2/16	A/L	17	44
Va. Wesleyan	2/25	A/W	37	34
Chowan	2/26	A/L	26	40

1974-75 (3-7)

**Coach - Mary Lu Royall**

Norfolk St.	12/12	A/L	25	94
Old Dominion	12/14	A/L	34	96
Old Dominion	1/18	H/L	38	86
Norfolk St.	1/21	H/L	41	66
Chowan	1/25	H/L	41	62
Virginia St.	2.1	H/L	45	64
Va. Wesleyan	2/6	A/W	42	31
Va. Wesleyan	2/15	H/W	57	27
Mary Baldwin	2/18	A/L	41	55
Chowan	2/24	H/W	61	55

1975-76 (3-15)

**Coach - Mary Lu Royall**

YWCA	12/3	H/W	48	47
Old Dominion	12/8	H/L	34	76
Virginia St.	12/11	H/L	27	78
Albemarle	1/9	H/L	34	86
Norfolk St.	1/12	A/L	31	99
Va. Intermont	1/16	A/W	50	36
Va. Intermont	1/17	A/W	54	39
William & Mary	1/21	H/L	47	73
Westhampton		H/L	28	34
Old Dominion	1/28	A/L	47	89
Virginia St.		A/L	28	72
Chowan	1/31	H/L	37	47
Lynchburg		A/L	45	60
Mary Baldwin	2/6	A/L	38	67
Averett <sup>2</sup>	2/7	N/L	25	39

Norfolk St.	2/10	H/L	29	85
Albemarle	2/18	A/L	37	84
Chowan	2/23	A/L	30	53



1976-77 (4-15)

**Coach - Terry Gooding**

William & Mary <sup>P</sup>	L	37	60
Va. Wesleyan	W	61	30
Emory & Henry	L	30	54
Averett <sup>P</sup>	L	47	67
Va. Intermont	W	53	52
Rand.-Macon <sup>P</sup>	L	51	53
Albemarle	W	74	60
Westhampton <sup>P</sup>	L	41	51
Virginia St. <sup>P</sup>	L	22	85
Mary Baldwin <sup>P</sup>	L	46	53
Hampton Inst. <sup>P</sup>	L	28	69
Va. Wesleyan	L	49	52
Chowan	L	61	64
E. Mennonite <sup>P</sup>	L	29	63
Bridgewater <sup>P</sup>	L	52	71
Albemarle	L	43	76
George Mason <sup>P</sup>	L	55	58
Mary Wash. <sup>P</sup>	W	50	39
Chowan	L	55	62

1977-78 (4-16)

**Coach - Terry Gooding**

Hampton Inst.	11/15	A/L	30	70
William & Mary <sup>P</sup>	12/1	H/L	43	63
Bridgewater <sup>P</sup>	12/3	A/L	36	58
Hampton Inst. <sup>P</sup>	12/5	H/L	40	93
Westhampton <sup>P</sup>	12/6	A/L	42	60
Va. Wesleyan	12/10	A/L	38	55
Averett	12/17	A/L	47	50
Averett	1/6	H/L	49	63
Rand.-Macon	1/12	H/L	46	52
Virginia St. <sup>P</sup>	1/14	H/L	27	76
Mary Wash. <sup>P</sup>	1/20	H/W	60	55
Rand.-Macon <sup>P</sup>	1/25	A/L	41	76
E. Mennonite <sup>P</sup>	1/28	H/L	47	69
Chowan	1/30	H/W	61	57
Mary Baldwin <sup>P</sup>	2/4	A/L	51	63
Mary Wash.	2/10	A/L	45	51
George Mason <sup>P</sup>	2/11	A/L	50	67
Va. Wesleyan	2/18	H/W	54	30
William & Mary	2/21	A/L	55	79
Chowan	2/23	A/W	58	50

1978-79 (5-21)

**Coach - Terry Gooding**

Hampton Inst. <sup>P</sup>	11/27	H/L	35	65
Chowan	11/29	A/L	68	78
Greensboro	12/2	H/W	67	50
Mary Wash.	12/5	H/W	51	46
Westhampton <sup>P</sup>	12/7	H/W	56	49
Averett	12/16	A/L	45	49
Averett	1/5	H/L	48	49
E. Mennonite <sup>P</sup>	1/9	A/L	50	60
Rand.-Macon	1/13	A/L	55	65
N.C. Wesleyan	1/17	H/L	56	61
Ferrum	1/20	A/W	67	59
Roanoke	1/20	A/L	70	86
Virginia St. <sup>P</sup>	1/24	A/L	59	82
Lynchburg	1/26	H/W	57	54
William & Mary <sup>P</sup>	2/1	A/L	38	67

Roanoke	2/2	H/L	53	57
Bridgewater <sup>P</sup>	2/3	H/L	32	67
Va. Wesleyan <sup>P</sup>	2/6	H/L	55	66
George Mason <sup>P</sup>	2/9	H/L	55	64
N.C. Wesleyan	2/13	A/L	73	79
Rand.-Macon <sup>P</sup>	2/16	A/L	42	52
Mary Wash.	2/17	A/L	53	60
Va. Wesleyan	2/20	A/L	56	78
Chowan	2/27	H/L	49	64
N.C. Wesleyan <sup>3</sup>	3/2	H/L	48	59
George Mason <sup>3</sup>	3/3	H/L	51	69



1979-80 (18-13)

**Coach: Phil Lee**  
AIAW Tour.

Delaware St.	11/15	H/W	75	61
Longwood	11/17	A/L	58	76
Richmond	11/20	A/W	78	50
Va. Wesleyan	11/24	A/L	61	96
Va. Common.	11/29	A/L	52	62
Mary Wash.	12/4	H/W	76	59
William & Mary	12/6	H/L	58	74
Averett <sup>A</sup>	12/14	A/W	77	54
Greensboro	12/15	A/W	48	37
Radford	12/18	A/L	64	76
Campbell	1/5	A/L	66	76
N.C. Wesleyan	1/9	H/W	78	42
Ferrum	1/11	H/W	81	55
Roanoke <sup>A</sup>	1/12	H/W	85	72
Va. Wesleyan <sup>A</sup>	1/18	H/W	75	53
Liberty Bpt.	1/19	H/W	98	74
Lynchburg <sup>A</sup>	1/25	A/L	65	81
E. Mennonite <sup>A</sup>	1/26	H/W	87	65
N.C. Wesleyan	2/1	H/W	75	59
Bridgewater <sup>A</sup>	2/9	A/L	65	79
Rand.-Macon <sup>A</sup>	2/13	H/W	61	54
Hollins <sup>A</sup>	2/16	H/W	119	33
Clinch Valley <sup>A</sup>	2/22	H/L	59	74
Emory & Henry <sup>A</sup>	2/23	A/W	68	50
Clinch Valley <sup>A</sup>	2/28	N/W	84	65
Bridgewater <sup>A</sup>	2/29	N/L	63	74
Roanoke <sup>A</sup>	3/1	N/W	88	86
Methodist <sup>5</sup>	3/6	N/W	95	86
Lee (Tenn.) <sup>5</sup>	3/7	N/L	67	78
Fisk (Tenn.) <sup>5</sup>	3/8	N/L	84	85
E. Connecticut <sup>6</sup>	3/12	A/L	61	68



1980-81 (11-13)

**Coach: Susan Walthall**

William & Mary	11/25	A/L	58	66
Southeastern <sup>7</sup>	11/28	N/W	93	43
Norfolk St. <sup>7</sup>	11/29	N/L	61	68
Norfolk St.	12/8	H/L	58	74
Campbell	1/3	H/L	7683**	
Radford	1/6	H/W	68	61
Va. Wesleyan	1/10	A/W	69	49
Roanoke	1/17	A/L	61	71
Va. Common.	1/19	H/L	60	82

Emory & Henry	1/23	H/L	67	68
Clinch Valley	1/24	H/W	75	63
Liberty Bpt.	1/30	A/L	45	62
E. Mennonite	1/31	A/W	59	55
Lynchburg	2/6	H/W	76	58
Bridgewater	2/7	H/L	69	83
Hollins	2/13	A/W	99	37
Ferrum	2/14	A/W	79	74
Rand.-Macon	2/17	A/L	53	58*
Va. Wesleyan	2/24	H/W	65	43
Rand.-Macon <sup>4</sup>	3/5	N/L	48	54
Ferrum <sup>4</sup>	3/6	N/L	52	67
Knoxville <sup>5</sup>	3/12	H/L	56	66
Midway <sup>5</sup>	3/13	H/W	74	52
Bridgewater <sup>5</sup>	3/14	H/W	69	52

1981-82 (16-10)

**Coach: Susan Walthall**  
NCAA Tour.

Hampton Inst.	11/21	H/L	68	83
Mary Wash.	11/23	A/W	62	60
N.C. Wesleyan <sup>*</sup>	12/1	A/W	68	41
Roanoke	12/5	H/W	73	59
Va. Wesleyan <sup>*</sup>	12/8	H/W	70	59
Catholic <sup>3</sup>	12/11	N/W	80	59
Lock Haven <sup>3</sup>	12/12	N/W	58	57
Norfolk St.	1/9	A/L	57	93
William & Mary	1/12	H/L	32	89
Methodist <sup>*</sup>	1/15	A/W	75	54
St. Andrews <sup>*</sup>	1/16	A/L	66	67
N.C. Wesleyan <sup>*</sup>	1/19	H/W	56	55
UNC Greens. <sup>*</sup>	1/22	A/L	70	98
Greensboro <sup>*</sup>	1/23	A/W	82	52
Lynchburg	1/27	A/W	59	47
Ferrum	1/29	H/W	65	63
Bridgewater	2/2	A/L	54	72
St. Andrews <sup>*</sup>	2/5	H/L	57	59
Methodist <sup>*</sup>	2/6	H/W	68	63
UNC Greens. <sup>*</sup>	2/12	H/L	56	75
Greensboro <sup>*</sup>	2/13	H/W	60	47
Va. Wesleyan <sup>*</sup>	2/16	H/W	60	48
Rand.-Macon	2/17	H/W	60	43
Greensboro <sup>9</sup>	2/26	N/W	80	44
St. Andrews <sup>10</sup>	2/27	N/L	55	62
Elizabethtown <sup>12</sup>	3/6	A/L	59	86

1982-83 (18-9)

**Coach: Susan Walthall**

Roanoke <sup>13</sup>	11/19	NL	50	51
Rand.-Macon <sup>13</sup>	11/20	N/L	51	64
Rand.-Macon	11/23	A/W	58	43
Longwood	11/30	H/W	58	41
Averett <sup>**</sup>	12/3	H/W	76	28
Mary Wash.	12/4	H/L	64	70
Hampton Inst.	12/6	A/W	69	56
Delaware St. <sup>8</sup>	12/10	N/W	50	45*
Salisbury St. <sup>8</sup>	12/11	A/L	61	69
Clinch Valley	1/7	A/W	66	46
Emory & Henry	1/8	A/W	58	56
St. Andrews <sup>*</sup>	1/14	H/W	61	53
Methodist <sup>*</sup>	1/15	H/W	53	35
N.C. Wesleyan <sup>*</sup>	1/18	A/L	55	60
Greensboro <sup>*</sup>	1/21	H/W	76	39
UNC Greens. <sup>*</sup>	1/22	H/L	60	78
Va. Wesleyan <sup>*</sup>	1/29	A/L	63	83
Norfolk St.	2/2	H/W	63	62
Methodist <sup>*</sup>	2/4	A/W	73	57
St. Andrews <sup>*</sup>	2/5	A/W	73	72
William & Mary	2/8	A/W	60	55
UNC Greens. <sup>*</sup>	2/11	A/L	70	76
Greensboro <sup>*</sup>	2/12	A/W	56	34
N.C. Wesleyan <sup>*</sup>	2/15	H/W	64	59
Va. Wesleyan <sup>*</sup>	2/19	H/W	72	57
Methodist <sup>9</sup>	2/22	H/W	68	53
Va. Wesleyan <sup>10</sup>	2/25	N/L	65	66

1983-84 (12-13)

**Coach: Susan Walthall**

Roanoke <sup>13</sup>	11/18	N/W	41	40
Liberty Bpt. <sup>13</sup>	11/19	A/W	55	44
William & Mary	11/29	H/L	43	46
Mary Wash.	12/2	A/L	51	75
Rand.-Macon	12/3	H/L	62	82
Averett <sup>*</sup>	12/6	A/W	56	39
Catholic	1/9	A/L	45	56
Marymount	12/10	A/W	72	47
Averett <sup>*</sup>	1/9	H/W	74	44
St. Andrews <sup>*</sup>	1/13	A/W	60	58
Methodist <sup>*</sup>	1/14	A/W	80	53
N				

# CAPTAINS BASKETBALL 2008-09

Marymount	1/24	H/W	63	47
Va. Wesleyan*	1/25	H/L	57	61
Averett*	1/27	A/W	71	66
St. Andrews*	1/31	A/W	67	47
Methodist*	2/1	A/L	64	67
Mt. Olive	2/4	A/W	68	60
UNC Greens.*	2/7	H/L	74	75
Greensboro*	2/8	H/W	65	52
N.C. Wesleyan*2/11	A/L	68	75	
Va. Wesleyan*	2/15	A/L	61	73
Methodist <sup>9</sup>	2/18	H/W	72	63
UNC Greens. <sup>10</sup>	2/21	N/W	69	67
N.C. Wesleyan <sup>11</sup> 2/22	N/W	66	62	
Rust <sup>12</sup>	2/28	N/L	43	74
Va. Wesleyan <sup>12</sup>	3/1	A/L	56	83



**1988-89 (13-12)**  
**Coach: Cathy Parson**

Scranton <sup>17</sup>	11/18	N/L	59	66
Eastern <sup>17</sup>	11/19	N/W101	60	81
Barton	11/26	A/L	53	81
Marymount	11/29	A/W	86	79
Bridgewater	12/3	A/L	86	93
Roanoke	12/4	A/L	65	81
Mary Wash.	12/8	H/W	94	61
Norfolk St.	1/4	A/L	72	91
Nazareth	1/6	H/L	70	75
Barton	1/8	H/L	63	64
Greensboro*	1/13	A/W	77	73*
Methodist*	1/14	A/W	96	70
N.C. Wesleyan*	1/17	A/W	94	84
Ferrum*	1/20	H/W	86	46
Averett*	1/21	H/W110	32	
Catholic	1/25	A/L	74	80
Va. Wesleyan*	1/28	A/L	51	67
Methodist*	2/3	H/W	92	65
Greensboro*	2/4	H/L	67	75
Averett	2/10	A/W	97	52
Ferrum*	2/11	A/W	81	57
N.C. Wesleyan*2/14	H/W	88	57	
Va. Wesleyan*	2/19	H/L	71	75
Ferrum <sup>9</sup>	2/21	H/W	85	54
Greensboro <sup>10</sup>	2/24	N/L	79	83

**1986-87 (19-8)**  
**Coach: Susan Walthall**  
**Dixie Tour. Finalist**

Mary Wash.	11/21	H/W	79	39
Salisbury St.	11/25	H/W	70	63
Barton	11/29	H/L	67	68
Norfolk St.	12/5	H/W	60	54
Bridgewater	12/6	A/W	71	53
Salem St. <sup>15</sup>	12/27	A/L	57	66
Bowdoin <sup>15</sup>	12/28	N/W	54	39
Averett*	1/6	H/W105	27	
Averett*	1/9	A/W	86	34
Ferrum	1/13	A/L	54	70
Methodist*	1/16	A/W	85	54
St. Andrews*	1/17	A/W	67	39
N.C. Wesleyan <sup>11</sup> 2/0	A/L	57	79	
Greensboro*	1/24	H/W	59	50
UNC Greens.*	1/25	H/L	58	60
Roanoke	1/27	A/W	69	59
Va. Wesleyan*	1/31	A/W	84	68
St. Andrews*	2/6	H/W	71	38
Methodist*	2/7	H/W	59	46
Mary Wash.	2/10	A/W	82	56
UNC Greens.*	2/13	A/L	80	82
Greensboro*	2/14	A/W	58	56
N.C. Wesleyan*2/17	H/L	60	64	
Va. Wesleyan*	2/21	H/W	76	52
Methodist <sup>9</sup>	2/24	H/W	76	52
N.C. Wesleyan <sup>10</sup> 2/27	H/W	63	53	
UNC Greens. <sup>11</sup>	2/28	H/L	75	93

**1989-90 (17-9)**  
**Coach: Cathy Parson**  
**Dixie Co-Regular**  
**Season Champs**  
**Dixie Tour. Champs**

Lycoming <sup>17</sup>	11/18	N/W	91	85
Frank. & Mar. <sup>17</sup>	11/19	A/L	74	84
Gettysburg	11/20	A/W113	58	
Barton	11/26	H/L	83	88
Va. Union	11/30	H/W	80	71
Bridgewater	12/2	H/L	62	80
Va. Wesleyan	12/3	H/W	72	65
Marymount	12/6	H/L	81	87
Mary Wash.	12/7	A/W	81	76*
Salisbury St.	12/16	A/L	72	81
Norfolk St.	1/4	H/L	48	112
Virginia St.	1/6	A/L	48	83
Barton	1/8	A/L	81	95
Greensboro*	1/12	H/W	88	53
Methodist*	1/13	H/W	92	85
Ferrum*	1/19	A/W	77	53
Averett*	1/20	A/W	94	72
St. Paul's	1/23	H/W	77	53
N.C. Wesleyan*1/27	H/W	74	71	
Methodist*	2/2	A/W	77	64
Greensboro*	2/3	A/L	69	87
Averett*	2/9	H/W	93	65
Ferrum*	2/16	H/W	79	61
N.C. Wesleyan*2/17	A/L	69	75	
Ferrum <sup>10</sup>	2/23	N/W	79	61
N.C. Wesleyan <sup>11</sup> 2/24	N/W	64	53	

**1990-91 (20-7)**  
**Coach: Cathy Parson**  
**Dixie Regular Season Champs**  
**14-Game Winning Streak**

Roanoke <sup>18</sup>	11/16	N/L	69	78
Va. Wesleyan <sup>18</sup>	11/17	N/W	90	70
Greensboro <sup>18</sup>	11/18	N/L	78	83
Salisbury St.	11/20	H/W	88	72
Hampton <sup>19</sup>	11/23	A/L71	113	
Shaw <sup>19</sup>	11/24	N/L	61	68
Wesley	11/30	H/W120	47	

Bridgewater	12/1	A/L	70	88
Mary Wash.	12/4	H/W	75	74
St. Mary's, Md.	12/7	H/W112	35	
Widener	1/4	H/W	88	42
Guilford	1/5	H/W	74	64
Greensboro*	1/11	A/W	65	56
Methodist*	1/12	A/W	88	71
Ferrum*	1/18	H/W	99	70
Averett*	1/19	H/W120	23	
N.C. Wesleyan*1/26	A/W	76	62	
Methodist*	2/1	H/W	78	70
Greensboro*	2/2	H/W	74	73
Va. Wesleyan	2/5	A/W	78	71
Averett*	2/8	A/W106	17	
Ferrum*	2/9	A/W	93	65
Marymount	2/11	A/L	84	92
N.C. Wesleyan*2/16	H/W	81	62	
Wesley	2/17	A/W	83	74
Ferrum <sup>10</sup>	2/22	N/W	94	52
Greensboro <sup>11</sup>	2/23	N/L	62	87

**1991-92 (22-6)**  
**Coach: Cathy Parson**  
**Dixie Co-Regular**  
**Season Champs**  
**15-Game Winning Streak**  
**NCAA Sweet 16**

Elizabethtown <sup>18</sup>	11/22	N/W	82	66
Roanoke <sup>18</sup>	11/23	N/L	72	83
Marymount <sup>18</sup>	11/24	A/L	70	78
Salisbury St.	11/26A/W104	101**		
Frostburg St. <sup>20</sup>	11/30	N/W	67	66
Muskingum <sup>20</sup>	12/1	A/L	58	103
Bridgewater	12/4	H/W	71	49
Western Md. <sup>21</sup>	12/6	N/W	80	52
York (Pa.) <sup>21</sup>	12/7	A/W	88	52
Guilford	12/14	A/W	74	54
Va. Wesleyan	12/18	H/W	69	63
St. Mary's, Md.	1/13	A/W	84	51
Mary Wash.	1/15	A/W	78	62
Methodist*	1/18	H/W	86	71
Greensboro*	1/19	H/W	79	47
Ferrum*	1/24	A/W	71	70
Averett*	1/25	A/W	93	38
Va. Wesleyan	1/28	A/W	79	64
N.C. Wesleyan*2/1	H/W	71	60	
Marymount	2/2	H/W	99	98
Methodist*	2/7	A/W	93	92
Greensboro*	2/8	A/L	73	85
Averett*	2/14	H/W	88	25
Ferrum*	2/16	H/W	75	61
N.C. Wesleyan*2/22	A/W	84	65	
Ferrum <sup>10</sup>	2/28	N/L	69	74
Marymount <sup>12</sup>	3/7	H/W	73	71
Wis.-Eau Claire <sup>22</sup> 3/13	A/L	74	90	

**1992-93 (19-9)**  
**Coach: Cathy Parson**  
**Dixie Tour. Champs**  
**NCAA Tournament**

Va. Wesleyan <sup>18</sup>	11/20	N/W	99	59
Maryville, Tenn. <sup>18</sup> 11/21	N/L	75	81	
Elizabethtown <sup>18</sup>	11/22	N/L	76	83
Salisbury St.	11/24	H/L	74	81
St. Thomas, Mn.	11/28	H/L	50	81
Va. Wesleyan	12/1	H/W	79	51
Wilmington, De. <sup>21</sup> 12/4	N/L	76	89	
St. Mary's, Md. <sup>21</sup> 12/5	N/W111	45		
Marymount	12/18	A/W	87	74
Hampton	12/31	H/W	72	68
Marymount <sup>23</sup>	1/8	N/W	94	73
Frostburg St. <sup>23</sup>	1/9	A/W	80	71
Shenandoah	1/10	A/W104	56	
Mary Wash.	1/12	H/W	70	61
Greensboro*	1/15	A/L	67	69
Methodist*	1/16	A/L	72	79
Ferrum*	1/22	H/W	81	79
Averett*	1/23	H/W	85	57
N.C. Wesleyan*1/30	A/W	69	55	
Methodist*	2/5	H/W	78	75
Greensboro*	2/6	H/L	52	62

Averett*	2/12	A/W	84	55
Ferrum*	2/13	A/W	81	72
N.C. Wesleyan*2/20	H/W	81	60	
Averett <sup>9</sup>	2/23	H/W	92	51
Greensboro <sup>10</sup>	2/26	H/W	92	74
Methodist <sup>11</sup>	2/27	H/W	85	83
Marymount <sup>12</sup>	3/6	A/L	96	115

**1993-94 (15-10)**  
**Coach: Cathy Parson**  
**Dixie Co-Regular**  
**Season Champs**

Roanoke <sup>18</sup>	11/19	N/L	74	83
Va. Wesleyan <sup>18</sup>	11/20	N/L	85	98
Greensboro <sup>18</sup>	11/21	N/W	75	63
Salisbury St.	11/23	A/W102	81	
Hampton <sup>19</sup>	11/26	A/L	74	102
Elizabeth City <sup>19</sup>	11/27	N/W	69	66
N.C. Wesleyan <sup>8</sup>	12/3	N/L	75	83
Gallaudet <sup>8</sup>	12/4	N/W	90	63
Marymount	12/11	H/L	98	101
Frank. & Marsh. <sup>11</sup> 1/10	H/W	70	60	
N.C. Wesleyan*1/12	H/W	58	57	
Va. Wesleyan	1/15	A/W	78	75
Shenandoah*	1/16	H/W	95	65
Ferrum*	1/21	A/L	74	83
Averett*	1/22	A/W	85	68
Mary Wash.	1/27	A/L	89	109
Methodist*	1/29	H/W	84	72
Greensboro*	1/30	H/W	72	57
N.C. Wesleyan*2/2	A/W	82	79*	
Shenandoah*	2/6	A/W	82	52
Ferrum*	2/9	H/L	75	76
Averett*	2/12	H/W	93	58
Greensboro*	2/18	A/W	84	75
Methodist*	2/19	A/L	72	89
Methodist <sup>10</sup>	2/25	N/L	58	80

**1994-95 (17-9)**  
**Coach: Cathy Parson**  
**Dixie Reg. Season Champions**  
**NCAA Tournament**

Maryville <sup>18</sup>	11/18	N/L	66	91
Methodist <sup>18</sup>	11/19	N/W	75	69
Roanoke <sup>18</sup>	11/20	N/W	91	80
Salisbury St.	11/22	H/W	82	59
Barton	11/29	H/L	72	89
Chowan	12/1	A/W	86	70
Marymount	12/17	A/L	75	80
Wm. Paterson <sup>24</sup>	12/28	A/L	54	69
Susquehanna <sup>24</sup>	12/29	N/L	62	72
Chowan	1/8	H/W	77	37
N.C. Wesleyan*1/11	A/W	54	53	
Shenandoah*	1/14	A/W	89	57
Ferrum*	1/18	H/W	65	63
Averett*	1/21	H/W	95	62
Mary Wash.	1/26	H/W	90	86
Methodist*	1/27	A/L	69	89
Greensboro*	1/28	A/W	88	74
Va. Wesleyan	1/31	H/W	83	60
N.C. Wesleyan*2/1	H/W	71	58	
Shenandoah*	2/4	H/W	83	64
Averett*	2/10	A/W	72	68
Ferrum*	2/11	A/L	59	73
Greensboro*	2/17	H/W106	86	
Methodist*	2/18	H/W	98	75
Methodist <sup>10</sup>	2/24	A/L	72	88
Marymount <sup>12</sup>	3/1	A/L	79	91

**1995-96 (16-10)**  
**Coach: Cathy Parson**  
**Dixie Regular Season**  
**Champions**

Marymount <sup>18</sup>	11/17	A/L	65	99
Centre, Ky. <sup>18</sup>	11/18	N/L	65	73
Methodist <sup>18</sup>	11/19	N/W	66	46
Salisbury St.	11/21	A/L	63	68
Fayetteville St.	11/25	A/L	60	90
Virginia State	12/1	H/L	67	82

Marymount	12/2	H/W	78	64
Mary Wash.	12/5	A/L	70	74
Chowan	12/7	A/W	81	51
Maryville, Tn.	12/9	A/L	72	107
N.C. Wesleyan*1/10	H/W	90	73	
Chowan	1/12	H/W	83	30
Shenandoah*	1/14	H/W	68	52
Ferrum*	1/19	A/W	76	72
Averett*	1/20	A/W	90	81
Methodist*	1/27	H/W	80	60
Greensboro*	1/28	H/W	80	55
Va. Wesleyan	1/30	A/W	71	63
N.C. Wesleyan*1/31	A/L	57	76	
Shenandoah*	2/4	A/W	76	64
Ferrum*	2/7	H/L	81	88*
Averett*	2/10	H/W	70	64
Greensboro*	2/16	A/W	67	59
Methodist*	2/17	A/W	75	50
Greensboro <sup>10</sup>	2/23	N/W	71	69
Shenandoah <sup>11</sup>	2/24	A/L	55	58

# CAPTAINS BASKETBALL 2008-09



Shenandoah<sup>10</sup> 2/27 N/W 91-82\*  
 Methodist<sup>11</sup> 2/28 N/W 93-91\*  
 Roanoke<sup>12</sup> 3/4 H/W 77-57  
 Bridgewater<sup>12</sup> 3/7 A/L 87-90

VA Wesleyan 2/16 A/L 77-94  
 Greensboro\* 2/18 H/W 77-61  
 Methodist\* 2/20 H/W 72-68\*  
 Greensboro<sup>10</sup> 2/26 A/L 57-66

Meredith<sup>29</sup> 11/17 N/W 74-71  
 Phil. Bible<sup>29</sup> 11/18 N/W 97-47  
 Salisbury 11/21 H/L 80-86  
 VA Wesleyan 11/25 H/W 67-60  
 Mary Wash. 11/28 H/W 66-65  
 Peace 12/1 A/W 78-77  
 Fisk 12/3 H/W 58-47  
 Goucher 12/11 A/W 77-71  
 Chowan 12/15 A/L 49-58  
 Apprentice 12/19 A/L 58-90  
 Chowan<sup>25</sup> 1/5 H/L 52-55  
 St. Mary's<sup>25</sup> 1/6 H/W 68-54  
 NC Wesleyan\* 1/10 A/L 56-58\*  
 Shenandoah\* 1/13 A/W 93-54  
 Averett\* 1/20 H/W 78-48  
 Ferrum\* 1/21 H/W 88-57  
 Methodist\* 1/26 A/L 64-68  
 Greensboro\* 1/27 A/W 88-71  
 NC Wesleyan\* 1/31 H/W 60-52  
 Shenandoah\* 2/3 H/W 75-59  
 Averett\* 2/9 A/W 93-63  
 Ferrum\* 2/10 A/W 65-38  
 Greensboro\* 2/16 H/W 74-56  
 Methodist\* 2/17 H/W 65-52  
 NC Wesleyan<sup>10</sup> 2/23 N/W 56-45  
 Methodist<sup>11</sup> 2/24 N/W 65-51  
 Maryville<sup>12</sup> 2/28 A/L 65-77

Savannah 12/12 H/W 82-59  
 St. Mary's 12/18 A/W 75-55  
 Concordia (IL) 1/5 H/W 71-49  
 Goucher 1/6 H/W 68-61  
 Shenandoah\* 1/9 H/W 81-56  
 Ferrum\* 1/12 A/L 65-70  
 Averett\* 1/16 A/W 81-66  
 Chowan\* 1/19 H/W 72-53  
 NC Wesleyan\* 1/20 H/W 68-56  
 Greensboro\* 1/26 A/W 63-43  
 Methodist\* 1/27 A/W 59-54\*  
 Shenandoah\* 1/30 A/W 73-54  
 Ferrum\* 2/2 H/W 77-62  
 Averett\* 2/6 H/W 93-60  
 Chowan\* 2/8 A/L 62-64  
 NC Wesleyan 2/10 A/W 67-53  
 Methodist\* 2/16 H/W 50-48  
 Greensboro\* 2/17 H/W 63-48  
 Shenandoah<sup>9</sup> 2/21 N/W 57-36  
 Ferrum<sup>10</sup> 2/22 N/W 66-55  
 Methodist<sup>11</sup> 2/23 N/L 53-71  
 Hood<sup>12</sup> 2/27 H/W 71-40  
 Marymount<sup>12</sup> 3/2 A/L 62-75

Ferrum\* 1/18 H/L 71-80  
 Randolph-Macon<sup>1</sup> 1/20 A/L 63-76  
 Averett\* 1/22 H/W 85-41  
 Chowan\* 1/25 A/L 74-85  
 NC Wesleyan\* 1/27 A/W 78-54  
 Greensboro\* 2/1 H/W 78-43  
 Methodist\* 2/2 H/W 57-46  
 Shenandoah\* 2/5 H/W 73-49  
 Ferrum\* 2/8 A/L 61-73  
 Averett\* 2/12 A/W 85-49  
 Chowan\* 2/15 H/W 75-51  
 NC Wesleyan 2/17 H/W 73-41  
 Methodist\* 2/22 A/L 60-74  
 Greensboro\* 2/23 A/W 71-44  
 NC Wesleyan<sup>9</sup> 2/27 N/W 70-52  
 Greensboro<sup>10</sup> 2/28 N/W 49-44  
 Methodist<sup>11</sup> 3/1 A/L 53-56



**1998-99 (15-10)**  
**Coach - Carolyn Hunter**  
*Dixie Regular Season  
 Co-Champions*

Marymount<sup>18</sup> 11/20 A/L 75-81  
 Centre (KY)<sup>18</sup> 11/21 N/W 74-68  
 Maryville (TN)<sup>18</sup> 11/22 N/W 88-70  
 Salisbury St. 11/24 H/L 91-97  
 St. Mary's(Md)<sup>27</sup> 11/28 N/L 70-82  
 Savan.A&D<sup>27</sup> 11/29 A/L 48-64  
 Allen 12/12 H/W 100-20  
 Apprentice 12/17 A/L 72-74  
 Apprentice<sup>25</sup> 1/8 H/W 81-71  
 Savan.A&D<sup>25</sup> 1/9 H/L 52-72  
 N.C. Wesleyan\* 1/13 A/L 71-90  
 Shenandoah\* 1/16 A/W 74-56  
 Mary Wash. 1/18 H/W 74-71  
 Ferrum\* 1/20 H/W 88-69  
 Averett\* 1/23 H/W 85-78  
 Methodist\* 1/29 A/W 60-59  
 Greensboro\* 1/30 A/W 70-65  
 N.C. Wesleyan\* 2/3 H/W 84-57  
 Shenandoah\* 2/6 H/L 72-73  
 Averett\* 2/12 A/W 88-73  
 Ferrum\* 2/13 A/W 74-60

**1999-2000 (15-10)**  
**Coach - Carolyn Hunter**  
 Washington<sup>28</sup> 11/19 A/L 54-74  
 Beaver<sup>28</sup> 11/20 N/W 70-51  
 Salisbury St. 11/23 A/L 93-99  
 Otterbein 11/27 H/L 72-92  
 Mary Wash. 11/29 A/L 53/70  
 So. Virginia 12/4 H/W 89-83\*  
 Barton 12/11 H/L 51-69  
 Apprentice 12/14 A/W 70-67\*  
 Chowan 12/17 H/W 76-56  
 St. Mary's 1/4 A/L 68-78\*  
 Chowan<sup>25</sup> 1/7 H/W 77-67  
 William Paterson<sup>25</sup> 1/8 H/L 64-65  
 N.C. Wesleyan\* 1/12 H/W 84-45  
 Shenandoah\* 1/16 H/L 67-73  
 Ferrum\* 1/21 A/W 84-75  
 Averett\* 1/22 A/W 74-53  
 Methodist\* 1/29 H/W 61-44  
 Greensboro\* 1/30 H/W 60-54  
 N.C. Wesleyan\* 2/2 A/W 65-41  
 Shenandoah\* 2/6 A/W 64-63  
 Ferrum\* 2/9 H/W 85-57  
 Averett\* 2/12 H/W 76-73  
 Greensboro\* 2/18 A/L 60-74  
 Methodist\* 2/19 A/L 48-65  
 Averett<sup>10</sup> 2/24 A/W 81-71  
 Shenandoah<sup>10</sup> 2/25 N/L 68/84

**2000-2001 (20-7)**  
**Coach - Carolyn Hunter**  
*Dixie Regular Season  
 Co-Champions  
 Dixie Tour. Champs  
 NCAA Tournament*

**2001-2002 (24-5)**  
**Coach - Carolyn Hunter**  
*Dixie Regular Season  
 Champions  
 NCAA Tournament*

Ran-Macon<sup>30</sup> 11/16 A/W 74-62  
 Emory&Henry<sup>30</sup> 11/17 N/W 70-63\*  
 Peace 11/20 H/W 80-52  
 Marymount 11/24 H/L 65-72  
 Mary Wash. 11/27 A/W 53-50  
 So. Virginia 12/1 H/W 70-56

**2002-2003 (19-9)**  
**Coach - Carolyn Hunter**  
*Dixie Regular Season  
 Co-champions*

Wesleyan (GA)<sup>31</sup> 11/23 N/W 67-56  
 VA Wesleyan<sup>31</sup> 11/24 A/W 52-48  
 Mary Baldwin 11/26 H/W 65-41  
 Marymount 11/30 A/W 64-53  
 Johns Hopkins 12/7 A/L 56-77  
 Mary Wash. 12/17 H/L 58-78  
 So. Virginia 1/3 H/W 63-41  
 Wheaton (IL) 1/4 H/L 61-69  
 Peace 1/10 A/W 93-64  
 Savannah 1/12 H/W 72-60  
 Shenandoah\* 1/15 A/W 73-42

**2003-2004 (21-9)**  
**Coach - Carolyn Hunter**  
*USA South Conference  
 Tournament Champions  
 NCAA Tournament*

Goucher<sup>30</sup> 11/21 N/L 66-79  
 Ran.-Macon<sup>30</sup> 11/22 A/W 88-85\*  
 Salisbury 11/25 H/L 73-77  
 Marymount 11/29 A/L 63-70  
 Mary Baldwin 12/6 A/L 70-74  
 VA Wesleyan 12/9 H/W 66-40  
 Peace\* 12/13 A/L 60-66  
 Goucher 1/3 A/W 58-45  
 Peace\* 1/6 H/W 72-57  
 Wesley<sup>32</sup> 1/9 N/W 77-68  
 So. Virginia<sup>32</sup> 1/10 A/W 73-57  
 Shenandoah\* 1/14 H/W 76-59  
 Chowan\* 1/17 A/L 68-75  
 NC Wesleyan\* 1/20 H/W 74-60  
 Ferrum\* 1/24 A/W 70-65  
 Averett\* 1/25 A/W 61-56



Tia Johnson



Alice Streetman

# CAPTAINS BASKETBALL 2008-09

Methodist*	1/31	H/W	68-46	Peace*	2/16	A/W	56-55
Greensboro*	2/1	H/W	93-60	Methodist*	2/19	H/L	54-55
Shenandoah*	2/4	A/W	67-56	Greensboro*	2/20	H/L	60-76
Chowan*	2/7	H/W	78-71	Methodist <sup>9</sup>	2/22	H/L	51-60
NC Wesleyan*	2/11	A/W	65-46				
Ferrum*	2/14	H/W	91-65				
Averett*	2/17	H/W	72-33				
Greensboro*	2/21	A/L	54-57				
Methodist*	2/22	A/L	48-55				
Methodist <sup>9</sup>	2/26	N/W	58-57				
Greensboro <sup>10</sup>	2/27	N/W	64-56				
Chowan <sup>11</sup>	2/28	A/W	57-47				
Bethany <sup>12</sup>	3/3	A/W	61-60				
E. Mennonite <sup>12</sup>	3/6	A/L	62-63				

## 2005-2006 (17-9) Coach: Carolyn Hunter

Ran.-Macon <sup>30</sup>	11/18	A/L	62-86
Hamilton (NY) <sup>30</sup>	11/19	N/W	81-68
Marymount	11/26	A/L	77-79
Guilford	11/29	H/W	71-56
Chowan	12/3	H/W	82-71*
Mary Baldwin	12/10	A/W	91-76
VA Wesleyan	12/16	H/L	64-70
Catholic	12/18	H/W	71-69
Mary Wash.	1/3	H/L	56-71
Southern VA <sup>32</sup>	1/6	A/W	75-64
Chowan <sup>32</sup>	1/7	N/L	66-75
Shenandoah*	1/11	H/W	73-69
Peace*	1/14	H/L	57-70
NC Wesleyan*	1/17	A/W	63-38
Ferrum*	1/21	A/L	70-77
Averett*	1/22	A/W	57-55
Methodist*	1/28	H/W	67-57
Greensboro*	1/29	H/W	70-59
Shenandoah*	2/1	A/W	66-65
Peace*	2/4	A/W	69-59
NC Wesleyan*	2/7	H/W	64-44
Averett*	2/11	H/W	63-52
Ferrum*	2/12	H/W	75-66
Greensboro*	2/17	A/L	52-74
Methodist*	2/18	A/W	68-51
Shenandoah <sup>9</sup>	2/21	H/L	61-64

## 2006-2007 (21-9) Coach - Carolyn Hunter USA South Conference Tournament Champions NCAA Tournament

Wm. Paterson <sup>33</sup>	11/17	N/W	68-49
St. Mary's <sup>33</sup>	11/18	A/L	67-73
VA Wesleyan	11/21	H/L	63-77
Marymount	11/25	H/W	54-52
Mary Baldwin	12/2	H/W	84-64
Hood	12/9	A/W	80-51
Benedictine <sup>34</sup>	12/17	N/L	69-76
Lake Forest <sup>34</sup>	12/18	N/W	65-62
St. Mary's	1/2	H/W	66-56
Catholic	1/4	A/L	55-62
Mary Wash.	1/6	A/L	48-63
Shenandoah*	1/10	A/W	64-66
Peace*	1/13	A/W	67-42
NC Wesleyan*	1/16	H/W	93-40
Ferrum*	1/20	H/W	87-64
Averett*	1/23	H/W	84-56
Methodist*	1/27	A/W	86-84*
Greensboro*	1/28	A/L	69-82
Shenandoah*	1/31	H/W	90-65
Peace*	2/3	H/W	74-67
NC Wesleyan*	2/6	A/W	77-63
Averett*	2/10	A/W	71-58
Ferrum*	2/11	A/W	75-88
Methodist*	2/16	H/W	63-48
Greensboro*	2/17	H/W	90-58
Averett <sup>9</sup>	2/20	H/W	61-50
Greensboro <sup>10</sup>	2/23	H/W	61-50
Ferrum <sup>11</sup>	2/24	H/W	77-53
Dickinson <sup>12</sup>	3/2	N/W	52-49
Mary Wash <sup>12</sup>	3/3	A/L	61-77

Trinity (D.C.)	11/20	A/W	79-60
Hood	11/24	H/W	98-57
Goucher	12/1	A/L	69-81
VA Wesleyan	12/15	A/W	81-67
Lynchburg	12/18	H/W	79-72
Mary Wash.	1/4	H/L	52-67
Meredith*	1/6	H/W	84-67
Roanoke	1/9	A/W	75-60
Mary Baldwin*	1/13	A/W	70-66
Shenandoah*	1/15	H/W	63-54
Peace*	1/20	H/W	87-55
NC Wesleyan*	1/22	A/W	64-53
Ferrum*	1/26	A/L	54-69
Averett*	1/27	A/L	55-63
Methodist*	2/2	H/W	71-63
Greensboro*	2/3	H/W	86-85
Shenandoah*	2/6	A/W	70-66
Peace*	2/9	A/W	85-58
Meredith*	2/10	A/W	91-79
NC Wesleyan*	2/12	H/W	81-55
Ferrum*	2/16	H/W	82-74
Averett*	2/17	H/W	76-46
Mary Baldwin*	2/19	H/L	60-61
Greensboro*	2/22	A/L	44-59
Methodist*	2/23	A/W	60-58
Averett <sup>9</sup>	2/26	H/W	75-30
Methodist <sup>10</sup>	2/29	H/W	70-68
Greensboro <sup>11</sup>	3/1	H/L	80-83

- 1 - Mary Washington Sports Day
- 2 - at Mary Baldwin
- 3 - CNC Tourn.
- 4 - Division III State Tourn.

- 5 - AIAW Regional
  - 6 - AIAW National Tourn.
  - 7 - Delaware St. Tourn.
  - 8 - Salisbury St. Tourn.
  - 9 - Dixie (USAS) Trn. - First Rd
  - 10 - Dixie (USAS) Trn. - Semis.
  - 11 - Dixie (USAS) Trn. - Finals
  - 12 - NCAA Tournament
  - 13 - Liberty Baptist Tourn.
  - 14 - at Fort Eustis
  - 15 - Salem (Mass.) St. Tourn.
  - 16 - Emmanuel (Mass.) Tourn. 17 - Franklin & Marshall Tourn.
  - 18 - Marymount Tip-Off Tourn.
  - 19 - Hampton Univ. Tourn.
  - 20 - Muskingum (O.) Tourn.
  - 21 - York (Pa.) Tourn.
  - 22 - NCAA Sweet 16
  - 23 - Frostburg St. Tourn.
  - 24 - William Paterson (N.J.) Tr.
  - 25 - CNU Invitational
  - 26 - Dial Soap Cl. at Montclair St.
  - 27 - Savannah A&D Tourn.
  - 28 - Washington (Md.) Tr.
  - 29 - Hood College (Md.) Tr.
  - 30 - Randolph-Macon Tr
  - 31 - VA Wesleyan Tr.
  - 32 - So. Virginia Tr.
  - 33 - St. Mary's Tr.
  - 34 - Hoop N' Surf Classic, Hawaii
- \*USA South games  
A-VIAW Conf. games  
P-Piedmont Conf.

# Later won by forfeit  
\* in score means Overtimes

## 2004-2005 (10-16) Coach: Carolyn Hunter

Mary Baldwin	11/21	H/W	88-55
Marymount	11/27	H/L	58-63
Chowan	12/1	A/L	62-68
Hood <sup>8</sup>	12/3	N/L	68-72*
Waynesburg <sup>8</sup>	12/4	N/L	56-77
Mary Wash.	12/14	A/L	43-87
VA Wesleyan	12/18	A/L	65-67
Goucher	1/3	H/W	76-50
Guilford	1/5	A/W	70-65
Spelman	1/7	A/L	66-72
Shenandoah*	1/12	A/W	66-63
NC Wesleyan*	1/18	A/L	72-75
Ferrum*	1/22	H/W	88-81
Peace*	1/23	H/W	57-39
Averett*	1/26	H/W	72-65
Methodist*	1/29	A/L	64-68
Greensboro*	1/30	A/L	64-70
Shenandoah*	2/2	H/W	87-78
Chowan	2/4	H/L	59-62
NC Wesleyan*	2/8	H/W	55-49
Averett*	2/12	A/L	61-64
Ferrum*	2/13	A/L	77-93



Nikki Rowland



Candace Bryant

CAPTAINS MEDIA ROSTER



**4 - Alysa Kerr**  
Fr. - Woodbridge, VA  
Biology



**5 - Kimmy Hopkins**  
Fr. - Gainesville, VA  
Accounting



**11 - Chelsie Schweers**  
So. - Chesapeake, VA  
Communication Studies



**14 - Brandy Thomas**  
Jr. - Omaha, NE  
Studio Arts



**20 - Paige Childers**  
Fr. - VA Beach, VA  
Communication Studies



**21 - Shannon Walker**  
Fr. - Suffolk, VA  
Business Management



**22 - Lauren Gural**  
Fr. - Chantilly, VA  
Undecided



**24 - Caitlin Falls**  
Fr. - Moneta, VA  
Undecided



**30 - Jerlisa Bowser**  
Fr. - Fredericksburg, VA  
Computer Info. Systems



**32 - Jennifer Falin**  
Fr. - Williamsburg, VA  
Biology



**44 - Jessica Moore**  
So. - Fredericksburg, VA  
Biology



**45 - Mary Kate Curry**  
Fr. - Falls Church, VA



**50 - Marykate Williams**  
Fr. - Elkton, VA  
History



**Carolyn Hunter**  
Head Coach  
11th season



**Sarah Bolten**  
Assistant Coach  
Second Season



**Barbara Lewis**  
Assistant Coach  
7th season



**Tim Greer**  
Assistant Coach  
3rd season



**Teawanna Cooper**  
Assistant Coach  
3rd season



**Eugene Baltimore**  
Assistant Coach  
1st season



**Mike Santomauro**  
Video Coordinator  
7th season



# This is Captains' Basketball

Getting ready to play is tough work, but for the Captains the facilities available to them make it much easier. Not only do they play in one of the best arenas in the nation, but they have the advantage of a state-of-the-art sports medicine facility, run by highly skilled professionals. They can also take advantage of the latest in fitness equipment either in CNU's well-equipped team weight room, or as individuals in the outstanding Treishmann Fitness Pavilion in the Freeman Center. They also have top notch lockerroom facilities.



# This is Captains' Basketball

Being a part of Christopher Newport basketball isn't just a matter of playing games.

During the year the Captains reach out to the community and work with the youth of the area. In the top two photos, CNU players speak at local elementary schools, while in the bottom two they conduct a clinic at the Jewish Community Center.

They also have a full time academic support system and participate in many other campus and local events.





# The Virginia Peninsula

## A Great Place To Live



The Virginia Peninsula is an exciting place to live with all kinds of entertainment and history right at your doorstep.

Some of the best entertainment in the world can be found in numerous venues, as well as on the CNU campus.

Then, of course, there are the beaches, many historical attractions, pro sports, theme parks such as Busch Gardens and Water Country and much more.

There's always lots to do on the Peninsula and in the Tidewater area.

# Fast Facts

## Location

- Newport News, Va.

## Enrollment

- 4,800 students (1,200 freshmen)

## Student Profile

- Average high school GPA: 3.6 (4.0 scale)
- Average SAT score: 1181 (Critical Reading and Math)
- 43 percent male; 57 percent female
- Students representing every region in Virginia, 32 additional states, and foreign countries

## Faculty

- Nearly 90 percent hold Ph.D. or highest degree in their fields

## Average Class Size

- 25 students

## New State-of-the-Art Facilities

- The Freeman Sports and Convocation Center
- The Ferguson Center for the Arts
- The David Student Union
- The Tribble Library

## NCAA Athletics

- 11 varsity men's teams;  
12 varsity women's teams

## Campus Life

- More than 100 student organizations — academic, special-interest, Greek and more

## Residence Life

- 3,000 students residing on campus
- Four new residence halls; two new apartment complexes
- Phone, cable and Internet connections



## Christopher Newport University

*“Where students come first”*

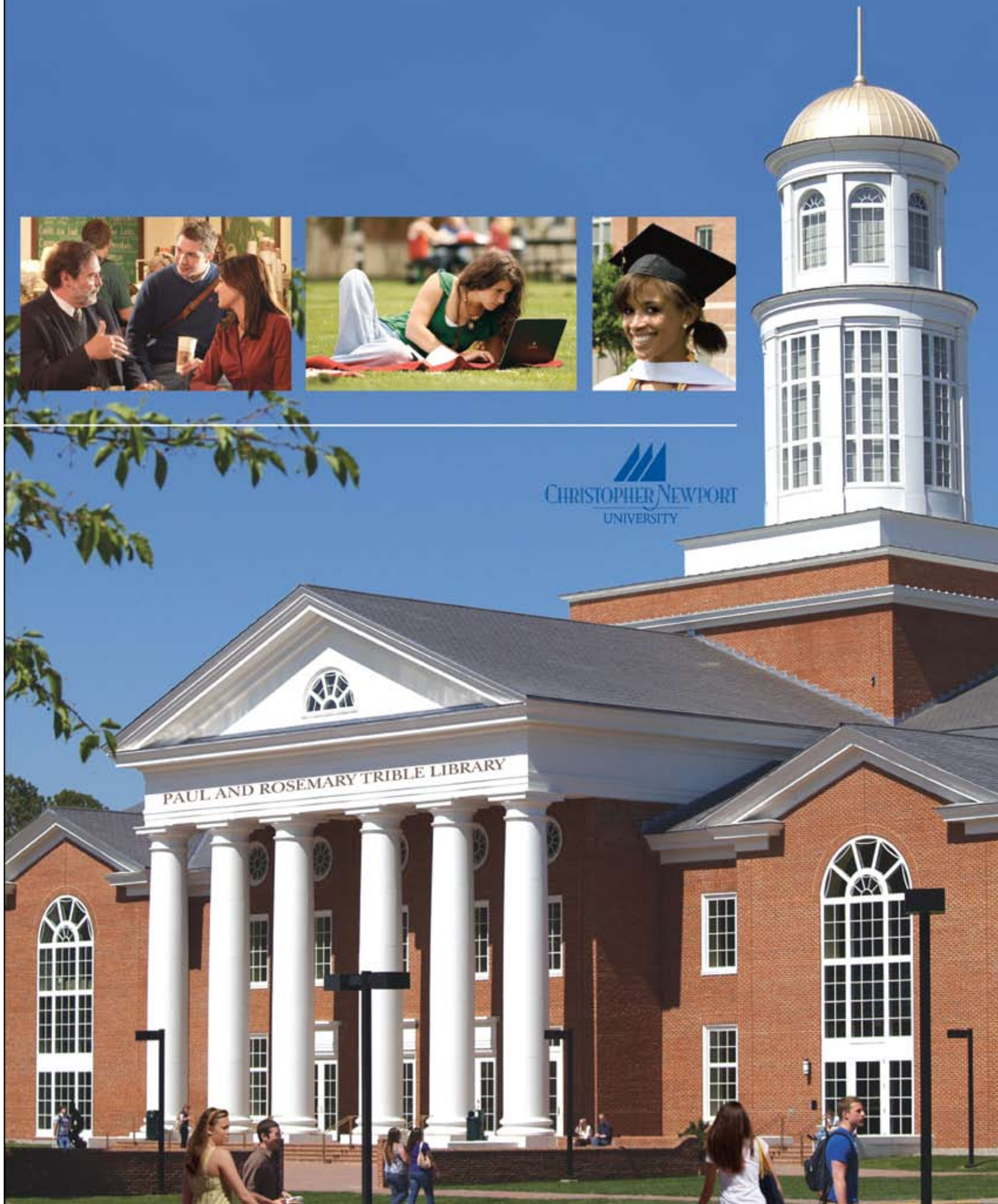
A dramatic transformation spanning the past decade has placed CNU among the United States' preeminent public liberal arts universities. The youngest university in Virginia, CNU is getting better, not bigger.

Our students enroll in rigorous academic programs through the College of Liberal Arts and the Joseph W. Luter, III College of Business and Leadership. CNU offers an unbeatable combination of a personal approach to teaching, small classes, and an emphasis on leadership, civic engagement and honor. In everything we do — both inside and outside the classroom — students remain our No. 1 priority.

[www.cnu.edu](http://www.cnu.edu)  
(757) 594-7000



  
CHRISTOPHER NEWPORT  
UNIVERSITY





## *2008-09 Schedule*

### November

21	Fri	at Lynchburg	Lynchburg, Va.	7:00
25	Tue	St. Mary's	Freeman Center	7:00

### December

3	Wed	Trinity (D.C.)	Freeman Center	7:00
5	Fri	Piedmont	Freeman Center	6:00
15	Mon	at Virginia Wesleyan	Virginia Beach, Va.	6:00

### January

3-4	Sat-Sun	Marymount Tournament	Arlington, Va.	TBA
10	Sat	at Mary Baldwin*	Staunton, Va.	2:00
14	Wed	at Shenandoah*	Winchester, Va.	5:30
17	Sat	Meredith*	Freeman Center	2:00
18	Sun	Peace*	Freeman Center	2:00
21	Wed	North Carolina Wesleyan*	Freeman Center	5:30
24	Sat	Averett*	Freeman Center	2:00
25	Sun	Ferrum*	Freeman Center	2:00
28	Wed	Mary Baldwin*	Freeman Center	7:00
31	Sat	at Greensboro*	Greensboro, N.C.	2:00

### February

1	Sun	at Methodist*	Fayetteville, N.C.*	2:00
4	Wed	Shenandoah*	Freeman Center	5:30
7	Sat	at Peace*	Raleigh, N.C.	2:00
8	Sun	at Meredith*	Raleigh, N.C.	2:00
11	Wed	at North Carolina Wesleyan*	Rocky Mount, N.C.	5:30
14	Sat	at Averett*	Danville, Va.	2:00
15	Sun	at Ferrum*	Ferrum, Va.	2:00
20	Fri	Methodist*	Freeman Center	5:30
21	Sat	Greensboro*	Freeman Center	4:00
24	Tue	USA South First Round	TBA	TBA
27	Fri	USA South Semi-Finals	Freeman Center	TBA
28	Sat	USA South Championship	Freeman Center	TBA

\*-USA South Athletic Conference Games