

# TABLE OF CONTENTS

Media Information/Directions . . . . .	2	Bracket Busters . . . . .	63
Quick Facts . . . . .	3	CAA Statistics . . . . .	64-65
University Administration . . . . .	4-7	CAA Composite Schedule . . . . .	66-67
James "Bruiser" Flint . . . . .	8-10	2006-07 Opponents . . . . .	68-73
Assistant Coaches/Basketball Staff . . . . .	11-14	NIT Season Tip-Off . . . . .	74-75
The Armory . . . . .	15	2005 NIT . . . . .	76
The Daskalakis Athletic Center . . . . .	16	2004 NIT . . . . .	77
Roster . . . . .	17	2003 NIT . . . . .	78
2006-07 Outlook . . . . .	18-19	Drexel in the NCAA Tournament . . . . .	79-80
Player Bios . . . . .	20-42	Legends . . . . .	81
Athletic Administration . . . . .	43	Malik Rose . . . . .	82
Medical Staff . . . . .	44	Michael Anderson . . . . .	83
Radio and Television . . . . .	45	Hall of Famers/Players in the Pros . . . . .	84
About Drexel University . . . . .	46-49	All-Time Series . . . . .	85
2005-06 Statistics . . . . .	50	All-Time Roster . . . . .	86-87
2005-06 Results . . . . .	51	Year-by-Year Results . . . . .	88-92
Highs and Lows . . . . .	52	1,000-point Scorers/Coaches . . . . .	93
2005-06 Box Scores . . . . .	53-61	All-Time Records . . . . .	94-103
About the CAA . . . . .	62	Media Head Shots . . . . .	Inside Back Cover

Division of Student Life and Administrative Services

## Credits

The 2006-07 Drexel University men's basketball media guide was written by Mike Tuberosa. The cover was designed by Rob Babik of Design One Associates of Marlton, N.J. The printing and layout was done by HBP, Inc., Hagerstown, Md. Photography by Greg Carroccio, Dennis Welsh, Dave Yoblick, Scott Brown, Brian Kirschner, Jim McWilliams, Rich Dunoff, George Jones, Coy Butler, Edward Savaria, Jr., the Franklin Institute Science Museum, the Philadelphia Convention and Visitor's Bureau, the Philadelphia Office of the City Representative, Comcast Spectacor, Kenneth M. Foulk, Paul Hokanson. S.R. Smith and The NASDAQ Stock Market with permission. Editorial assistance provided by Britt Faulstick, Michelle Lilienthal and John Tomsich. Additional copies of the 2006-07 media guide can be purchased by sending a check for \$20.00 payable to Drexel Athletics to: Mike Tuberosa, Assistant AD for Communications, Drexel University, 3141 Chestnut Street, Philadelphia, PA 19104.

**On the Cover:** Drexel seniors Chaz Crawford, Bashir Mason, Dominick Mejia and Matt Stevenson.



# MEDIA INFORMATION

## Directions to the Daskalakis Athletic Center

**From South Jersey:** Cross the Walt Whitman Bridge to the Schuylkill Expressway (Interstate 76). Follow 76 West (towards Valley Forge) to the South Street exit (left lane exit). Turn left at the top of the exit ramp and go to the second traffic light and turn right onto 33rd Street. Follow 33rd Street to the third traffic light (Market Street). Cross Market Street and the John A. Daskalakis Athletic Center will be the corner building on your left.

**From Northern Jersey and New York:** Follow the New Jersey Turnpike south to exit 4 (Camden/Philadelphia). Turn right and proceed 1/4 mile to Interstate 295 South. Follow 295 South to the Walt Whitman Bridge (left lane exit). For the remainder of your trip, follow the South Jersey directions.

**From Delaware and Maryland:** Head north on Interstate 95 into Pennsylvania. Follow the signs for Interstate 76 (Schuylkill Expressway) and Central Philadelphia, which will take you by the Philadelphia International Airport and over the Platt Bridge. Follow Interstate 76 West to the South Street exit (left lane exit). Turn left at the top of the exit ramp, and go to the second traffic light and turn right onto 33rd Street. Follow 33rd Street to third traffic light (Market Street). Cross Market Street and the John A. Daskalakis Athletic Center will be the corner building on your left.

**From Upstate Pennsylvania or Upstate New York:** Head south on the Pennsylvania Turnpike (Northeast Extension). Follow the signs for Harrisburg and west to Exit 24 (Valley Forge). Exit at Valley Forge and follow Interstate 76 East (Schuylkill Expressway) to the 30th Street exit. At the top of the exit ramp, bear right around 30th Street Station and go straight to the second traffic light (Market Street). Go right on Market Street three blocks to 33rd Street. John A. Daskalakis Athletic Center is on corner of 33rd and Market Streets.

Parking for all Drexel basketball games is free in the Drexel parking garage on 34th and Ludlow Streets.

## Photo CREDENTIALS

Photo credentials must be secured through the Drexel Sports Information Office. Credentials will allow access for photographers and film crews to the baselines beneath each basket only. Access to other filming areas during the game must be pre-approved by the sports information office.

## Postgame INTERVIEWS

The men's basketball locker room is off limits to all members of the media. Postgame interviews will be accommodated in a designated area. All requests for players and coaches following the game should be directed to Mike Tuberosa, Assistant Athletic Director for Communications.

## Radio Phone LINES

Prior arrangements must be made to reserve a phone line for broadcasts of games from Drexel's John A. Daskalakis Athletic Center. A \$75 fee will be charged to all visiting radio stations for use of each phone line. Drexel University requires that calls made on these phone lines be charged via credit card or collect billing. Visiting stations will be billed for calls not handled in this manner.

## Ticket INFORMATION

Fans interested in purchasing tickets to Drexel basketball games are invited to stop by the John A. Daskalakis Athletic Center's Main Lobby Ticket Office or to contact Ticket Manager Chris Kane (866-4-DREXEL) to secure tickets. Reserved seating is \$10. General admission is \$7. Children under 6 and all Drexel students with ID are admitted free of charge. For information on securing Drexel season tickets, please call 215-895-6036.

## Sports Information OFFICE

The Drexel University Office of Sports Information is located on the ground level of the DAC in Suite 111.

## Additional Media INFORMATION

The Drexel University Men's Basketball Guide was prepared by the Drexel University Sports Information Office as an informational resource for the media. Requests for interviews, photographs or additional information should be directed to Mike Tuberosa, Assistant Athletic Director for Communications, Drexel University, 3141 Chestnut Street, Philadelphia, Pa. 19104. His phone number is (215) 895-1591.

## Media CREDENTIALS

Media professionals seeking credentials should direct their requests to the Drexel Sports Information Office as soon as possible prior to games and no later than 3 p.m. on game days. Credentials, admitting authorized personnel to the press, hospitality and interview areas, may be picked up at the lobby ticket window located on the first level of the John A. Daskalakis Athletic Center. Courtside seating is limited and will be arranged on a first-come, first-served basis.

## Game SERVICES

The Drexel University Office of Sports Information will provide pregame notes, halftime and postgame statistics, media guides, programs and play-by-play. All information will be accessible to the media in the press box and in the postgame interview room approximately 20 minutes following the conclusion of the game. Phone lines and fax machines are available to credentialed media in the sports information office. Please contact one of the members of the sports information office if you need more information.

# QUICK FACTS

## General INFORMATION

Location . . . . . Philadelphia, Pa. 19104  
Founded . . . . . 1891 by Anthony J. Drexel  
Enrollment . . . . . 18,500  
Nickname . . . . . Dragons  
Colors . . . . . Navy Blue and Gold  
President . . . . . Dr. Constantine N. Papadakis  
Senior Vice President . . . . . Anthony Caneris  
Director of Athletics . . . . . Dr. Eric Zillmer  
Sr. Associate Director of Athletics . . . . Johnson Bowie  
Senior Woman Administrator/  
Assoc. AD . . . . . Laura White  
Senior Associate Director of Athletics . . Nick Gannon  
Associate Director of  
Athletics/Recreation . . . . . Dan Simmons  
Associate Director of Athletics/  
Academics . . . . . Dr. Rebecca Gigli  
Assistant Director of Athletics/Marketing . . . Jill Axel  
Assistant Director of Athletics/  
Communications . . . . . Mike Tuberosa  
Faculty Athletics Representative . Dr. Hazem Maragah  
Athletic Team Physicians . . . . . Dr. Gene Hong,  
. . . . . Dr. Ric Kleinbart  
Athletic Department Phone . . . . . (215) 895-1999  
Ticket Phone . . . . . 1-866-4-DREXEL  
Affiliation . . . . . NCAA Division I  
Conference . . . . . Colonial Athletic Association

## Team FACTS

Home Venue . . . . . Daskalakis Athletic Center  
Capacity . . . . . 2,500  
Division I Record . . . . . 1096-931 (108 years)  
Conference . . . . . Colonial Athletic Association  
Head Coach . . . . . James "Bruiser" Flint  
Alma Mater . . . . . Saint Joseph's, '87  
Career Record . . . . . 169-137/10 years  
Drexel Record . . . . . 83-65/five seasons  
Assistant Coach . . . . Geoff Arnold (Saint Joseph's, '86)  
Assistant Coach . . . . . Mike Connors (Ithaca, '83)  
Assistant Coach . . . . . Tony Chiles (Columbia, '89)  
2005-06 Overall Record . . . . . 15-16  
2004-05 CAA Record(Finish) . . . . . 8-10 (t-7th)  
Players Returning/Lost . . . . . 10/4  
Starters Returning/Lost . . . . . 4/1  
Newcomers . . . . . 3

## Sports INFORMATION

Men's Basketball Contact . . . . . Mike Tuberosa  
Office Phone . . . . . (215) 895-1591  
Home Phone . . . . . (610) 449-1911  
E-mail . . . . . tuberosa@drexel.edu  
Sports Information Fax . . . . . (215) 895-2038  
Web Site . . . . . www.drexeldragons.com



## Dr. Constantine Papadakis

DREXEL UNIVERSITY PRESIDENT



Constantine Papadakis, an innovator in higher education with extensive experience in both academe and the corporate world, has been president of Drexel University since 1995. Since then, Dr. Papadakis has used the historic strengths of the University (cooperative education, Drexel's focus on technology and the rich resources of its Philadelphia location) to double full-time undergraduate enrollment from 4,500 in 1996

to more than 9,000 today, quadruple freshman applications, grow the endowment from \$90 million to \$550 million and research funding from \$14 million to \$105 million. Today, Drexel educates 18,500 students, is the sixth largest employer in Philadelphia employing 5,300 people and has an annual budget of more than \$550 million.

In 1998, Drexel assumed operation of the bankrupt Allegheny University of the Health Sciences, which was temporarily renamed MCP Hahnemann University, and partnered with Tenet Healthcare Corporation, which acquired the University's seven hospitals. Today, the School of Public Health (one of only two in Pennsylvania), the College of Nursing and Health Professions and the College of Medicine (the largest private medical school in the country) are academic units of Drexel University.

Building on Drexel's strengths Dr. Papadakis spearheaded the creation of a unique law school at Drexel University focused on intellectual property, health care, and entrepreneurship law and cooperative education. The Drexel Law School received approval from the Pennsylvania Department of Education in the fall of 2005.

Dr. Papadakis joined Bechtel Power Company in 1974, where he served in several engineering positions. He managed a group of engineering specialists who did pioneering work in flood-control systems, hydroelectric power and cooling systems for nuclear reactors. He was recruited by STS Consultants, one of the top 150 engineering design firms in the nation, as vice president in charge of the Water Resources Division of the company, which had 17 offices. His accomplishments there included privatization of small hydroelectric power plants in the early 1980s. Tetra Tech, a Honeywell subsidiary in Pasadena, attracted him next. As vice president of the company he led FEMA and Superfund environmental projects.

Dr. Papadakis was lured back to academia when he realized that strong management could revolutionize an institution. In 1984 he agreed to head up Colorado State University's civil engineering department, then the second largest in the nation and known for water resources research and an entrepreneurial faculty. Two years later, he became the dean of the University of Cincinnati College of Engineering. There, he built top-quality graduate programs, more than quadrupled research

contracts and grants and established relationships with leaders of local industry. During his tenure he increased the size of the faculty from 94 to 170 and commissioned architect Michael Graves to design a research center, completed in 1995.

Dr. Papadakis received his diploma in Civil Engineering from the National Technical University of Athens in Greece. He holds a master's degree in Civil Engineering from the University of Cincinnati and a doctorate from the University of Michigan in Ann Arbor. Constantine, or Taki, as his friends call him, is a Professional Engineer registered in Ohio, Pennsylvania and Greece. A member of numerous professional and honorary societies, he is a fellow of the American Society of Civil Engineers, the American Society of Mechanical Engineers, the American Society for Engineering Education and the College of Physicians of Philadelphia. He is author or co-author of 75 articles and technical publications.

Dr. Papadakis presently serves as a member of the Business Higher Education Forum and the Council on Competitiveness. He also serves on the board of directors of the National Commission for Cooperative Education and the World Trade Center of Greater Philadelphia. He is a member of the Greater Philadelphia Chamber of Commerce Executive Committee, the Board of Directors of the Opera Company of Philadelphia, the Hellenic College/Holy Cross Board of Trustees, and the Judicial Council of the Supreme Court of Pennsylvania. He serves on the Board of Directors of Amkor Technologies, Inc., Aqua America, Inc., Sovereign Bank, Inc., CDI, Inc., Met Pro Corporation, Mace Security International, Inc. as well as the Philadelphia Stock Exchange Board of Governors.

Dr. Papadakis received the YMCA of Philadelphia Ambassador Award and the Justinian Society Award in 2005. In 2004, Dr. Papadakis was Knighted Cavaliere Ufficiale in the Order of Merit of the Italian Republic by President Berlusconi and received the Dennis Clark Immigrant Achievement Award. In 2003, he received the Distinguished Hellene Award of the Hellenic Medical Society of New York, Our Champion of Change Award by the National Board for Women in Medicine, the Voice Education Research Award of the Voice Foundation, the Education Award of the Consular Corps of Philadelphia, the American Creativity Association 2003 Achievement Award and the U.S. Department of Treasury Medal of Merit. In 2002, he received the Community Leadership Award of the Alliance of Italian American Associations and the Silver Beaver Award of the Boy Scouts of America for distinguished service to youth. In 2001, he received the Service Learning Award of Junior Achievement Inc., the Golden Medal of St. Isidore of the Island of Chios, the Congressional Medal of Ellis Island for his success as an immigrant, the Medal of the City of Athens and the key to the City of Pireas for his achievements as a Greek American, the Heart of Philadelphia Award from the American Heart Association, and was inducted in the Order of St. Andrew the Apostle as Archon of the Ecumenical Patriarchate of Constantinople. He has been also honored with the Yitzhak Rabin Public Service Award of the America-Israel Chamber of Commerce, the Community Leader Award of the Arthritis Foundation, the George Washington Medal of the Engineers Club of Philadelphia, the Hellenic Heritage Achievement Award of the American Hellenic Institute, the Golden Apple Award of the Boy Scouts of America, the Aristotle Award of AHEPA and the National Medal of Honor of the Hellenic American National Council.

## Anthony Caneris

SENIOR VICE PRESIDENT



Anthony Caneris joined Drexel University in November 1995 as Senior Vice President. At Drexel University, Caneris was the first senior administrator to serve under President Dr. Constantine Papadakis. Having worked for Papadakis at the University of Cincinnati for five years prior to joining Drexel, Caneris played a key role in revitalizing Drexel during the last 10 years. As Senior Vice President, he oversees the following divisions and departments on all Drexel campuses:

Athletics, Business Operations, Communications, Contracted Facility Services, Equality and Disability, Facilities Management, Health Sciences Campus Operations, Planning, Design and Construction, Public Safety, Student Life and University Procurement. Caneris also serves as President of Academic Properties, Inc. (API), a holding company owned by the University to purchase and manage its real estate properties.

Since coming to Philadelphia, Caneris helped establish the University City District, a special services district with an administrative staff who manage programs and services that enhance the public environment, increase public safety, assist homeowners, commercial and rental property owners and promote University City attractions. Caneris is a past chairman of the Board of Directors and serves as Vice Chair. He has also chaired the Committee on Facilities for the Education Summit that Mayors Ed Rendell and John Street formulated to aid Philadelphia public schools.

Caneris came to Drexel after 22 years at the University of Cincinnati where he served in numerous managerial and administrative positions, both on the main campus and at the medical center. Caneris was the University of Cincinnati's Director of the Facilities Management Division. He was responsible for administration and fiscal control of nine departments and served as chief fiscal officer for the division with a budget of \$30 million and 500 employees. Prior to 1985, he served as Director of Business for the Nursing Division at the University of Cincinnati Hospital; he managed a \$15 million budget, nurse recruitment and scheduling, payroll, procurement and unit management.

In 1994, he was elected president of the University of Cincinnati Association of

Administrators, Managers and Professionals, having been a board member since 1990. The organization served 800 administrators at the University.

Caneris received a Bachelor's of Science degree in Electrical Engineering in 1960 from the University of Cincinnati. Upon graduation, his co-operative education employer Weirton Steel Company in Weirton, West Virginia, employed him as a Maintenance Engineer.

Caneris later joined Westinghouse Bettis Atomic Laboratory in Pittsburgh, Pennsylvania, as a Technical Buyer. Westinghouse at that time was the prime contractor for the U.S. Atomic Energy Commission and the U.S. Navy, producing nuclear reactors for submarines.

He then went on to Ingersoll Milling Machine in Rockford, Illinois, a specialty machine builder, as their Electrical Purchasing Agent. Caneris was also employed by Avco Electronics in Cincinnati, Ohio, as Manager of Purchasing. Avco's main business thrust was government contracts, including all the radar sites in America and on military communications systems.

A native of Steubenville, Ohio, Caneris and his wife of 45 years, Antoinette, are the parents of Thomas, an attorney; Onassis, a physician; Angel, a dietitian; and Adonis, an attorney; and grandparents of seven grandchildren all residing in Cincinnati, Ohio.



Senior Vice President Tony Caneris with his wife, Antoinette

## Dr. Eric Zillmer

### DIRECTOR OF ATHLETICS



Now in his ninth year as Director of Athletics, Dr. Eric A. Zillmer oversees all components of the Athletics Department, including 16 Division I NCAA varsity teams, NCAA compliance, external relations, personnel, over 20 Club Sports, recreation and intramural sports, marketing, promotions, and fund-raising ventures. "Drexel is a premier academic institution that deserves an equally prominent athletic program," says Dr.

Zillmer, who was the University's former NCAA faculty-athletics representative and who assumed the role of Director of Athletics in April 1998. "Providing a strong commitment to achieving excellence in athletics, to ensuring the academic and personal needs of all student-athletes, to introducing sports, sportsmanship, and recreation into the fabric of the collegiate experience, to building relationships with the University and the community are the primary goals of Drexel Athletics," said Dr. Zillmer.

In 2001 Dr. Zillmer facilitated the transition from America East to the CAA, bringing all of Drexel's 16 Division I teams under the CAA umbrella, and overseeing the hiring of James "Bruiser" Flint and his staff. During his tenure as Director of Athletics, Dr. Zillmer has also been instrumental in the implementation of the Walter Spiro Varsity Weight Room, the state-of-the-art Blue Cross Wellness Center, the remodeling of the department's Sport Medicine facility, and extensive renovations that are being constructed at the Vidas Athletic Complex. Drexel Athletics received the athletic department's largest gift from former Drexel Lacrosse player John A. Daskalakis, which will aid scholarships and renovate the Daskalakis Athletic Center. Former football All-American Vince Vidas' generous support contributed to an outdoor Sprinturf facility, Vidas Field, which soccer and lacrosse will call their home field, as well as new bleachers, scoreboards, and game lighting. In March of 2002 Drexel Athletics was named #1 in the nation in Gender Equity by U.S. News and World Report and last year the Pennsylvania Law Project listed Drexel as one of the top athletic programs in terms of Title IX. Dr. Zillmer is currently a member of

the CAA Board of Directors, a member of the Philadelphia Sports Congress, the Army/Navy Host Committee, a founding member of the Philadelphia Sports Concussion Project, the chair of the CAA student-athlete issues committee, and the Secretary and Treasurer of the CAA.

Dr. Zillmer, a licensed clinical psychologist, received his Doctorate in Clinical Psychology from Florida Tech in 1984 where he was subsequently awarded the Outstanding Alumnus Award in 1995. Dr. Zillmer completed internship training at Eastern Virginia Medical School and a post-doctoral fellowship at the University of Virginia Medical School. A member of Drexel University's faculty since 1988, Dr. Zillmer has been awarded a named professorship that is, the Carl R. Pacifico Professorship in Neuropsychology. Dr. Zillmer is a Fellow of the College of Physicians of Philadelphia, the American Psychological Association, the Society for Personality Assessment, and the National Academy of Neuropsychology for which he also served as President. He has written extensively in the area of sports psychology, neuropsychology, and psychological assessment, having published more than 100 journal articles, book chapters, and books, and is a frequent contributor to the local and national TV/Radio on topics ranging from sports psychology to the psychology of terrorism including the Wall Street Journal, the Philadelphia Inquirer, the Philadelphia Daily News,

the History Channel, Outdoor Life Network, WHYY and the BBC, among others. His popular textbook *Principles of Neuropsychology* is used internationally. Dr. Zillmer currently serves on the editorial boards of the *Journal of Personality Assessment*, the *Journal of Forensic Neuropsychology*, and the *Archives of Clinical Neuropsychology*. His most recent book *Military Psychology* was published in August 2006 and examines the psychological contexts involved in the most recent military initiatives and geopolitical events.

Dr. Zillmer has also pioneered work in sports-

related concussions and is an expert on the topics of psychological and neuropsychological assessment, sports psychology, and performance enhancement in sports. He is the co-author of the *d2 Test of Attention*, a popular assessment tool of athletic achievement and the *Tower of London* test. An award-winning teacher, Dr. Zillmer has created the course *Sports Psychology* at Drexel University and helped facilitate the *Principles of Coaching Certificate* as well as a new major in *sport management*. A former student-athlete himself, Dr. Zillmer spent his formative years in Germany, where he skied competitively and played tennis and basketball. Dr. Zillmer comes from a sports-oriented family; his father played baseball for Army '44, and his mother coached his sister on the Olympic team in figure skating (Grenoble, France 1968).



Director of Athletics Dr. Eric Zillmer at the NCAA in Indianapolis

# UNIVERSITY ADMINISTRATION

## Dr. Rebecca Weidensaul Gigli

ASSOCIATE ATHLETIC  
DIRECTOR/ACADEMICS



Dr. Rebecca Weidensaul Gigli oversees the academic progress of all intercollegiate student-athletes at Drexel. Since her appointment in 1991, Gigli has also served as the University's NCAA Compliance Coordinator and as the athletics department liaison with the school's academic community. Gigli and her staff oversee the ACHIEVE Center (a comprehensive learning center for student-athletes) and all aspects of academic and support services

including the University's CHAMPS Life Skills program. Gigli is a member of the National Association of Academic Advisors for Athletes and has served as the Region I secretary. In addition, she has been a member of NCAA CHAMPS Life Skills Advisory Board since 1999. Gigli has presented numerous regional and national conferences and has served as a facilitator for two NCAA Student-Athlete Leadership Conferences. Gigli, a native of Saylorsburg, Pa., earned her bachelor's degree from Gettysburg College. She earned her Ph.D. in Educational Leadership Development and Learning Technologies at Drexel in 2001.

## Hazem Maragah

FACULTY ATHLETIC ADVISOR



Dr. Maragah is now in his sixth year as Drexel's Faculty Athletic Advisor. He joined the faculty of the LeBow College of Business in 1989, served as the head of the Decision Sciences Department in 2003-04 and is now an associate professor in the department at the school. Dr. Maragah received his Ph. D. in statistics from Louisiana University at Lafayette. He has a master's degree in statistics from Oklahoma State University. Dr.

Maragah has held countless appointments on campus including his membership on the Steering Committee of the Faculty Senate. His research interests are in the area of total quality management, statistical quality control and applied statistics. Dr. Maragah is the recipient of the LeBow College 2001 Outstanding Service Award and he also received the 2000 Award for Outstanding Service to the University.



*The newly renovated ACHIEVE Center opened in the fall of 2005.*

# JAMES "BRUISER" FLINT



James "Bruiser" Flint is now in his sixth season as Drexel's Head Coach. Flint has established Drexel as one of the top programs in the Colonial Athletic Association since arriving on the University City campus in 2001. Last year, Flint led a young team to 15 wins, three national television appearances and a trip to Madison Square Garden and a berth in the NIT Season Tip-Off Semifinals.

A two-time CAA Coach of the Year, Flint's teams have advanced to the postseason three times in his first five seasons and have won at least 11 conference games four times. Only three other schools in the CAA have matched that feat during that time. He has an 83-65 record at the school and an impressive 56-34 (.622) mark in CAA play. Flint has already moved into fourth place in career wins at Drexel. Since his arrival, the Dragons have had the CAA Defensive Player of the Year on three occasions, have had eight All-CAA selections and seven members of the conference's All-Defensive team.

Flint recently served his second stint with USA Basketball. During the summer of 2005, Flint was an Assistant Coach for the USA Under 21 World Championship Team that played in Mar del Plata, Argentina. The team posted a 7-1 record. His first stint came as a court coach prior to the Global Games.

During the 2004-05 season, despite key injuries to a number of players, Drexel had a 17-12 mark and a 12-6 record in the CAA. The Dragons had their highest RPI rating since the Malik Rose years and took Mid American Conference runner-up Buffalo to overtime on its home court in the opening round of the NIT. It was the third straight time Flint led a Drexel team to the postseason.

In 2003-04, Flint was named the CAA Coach of the Year after leading a team picked to finish in a tie for fourth place to a second-place finish with a 13-5 league record. The Dragons won 12 of their last 15 regular-season games and finished just one game behind Virginia Commonwealth. Overall, Flint's team finished 18-11 and advanced to the NIT for the second straight season. The Dragons lost at Villanova in the first round.

In his second season, Flint returned the Dragons to the postseason for the first time in six years. Drexel won 19 games and finished with a 12-6 record in the CAA. The Dragons won two games at the CAA Tournament and advanced to the championship game. Drexel lost in the finals, but was rewarded with a bid to the National Invitation Tournament, only the sixth postseason appearance in the school's history at the time.

Flint, who owns a 169-137 career record, returned home to his native Philadelphia when he took over as Drexel's head coach on April 5, 2001. In his first year, Flint led a team that was picked to finish ninth in the CAA to an 11-7 mark, tying them for third in the league. The Dragons finished with a 14-14 record. For his efforts, Flint was named the CAA Men's Basketball Coach of the Year. Flint picked up his 100th career victory in Drexel's 68-65 win against UNC Wilmington on Feb. 18, 2002.

Flint arrived at Drexel after a 12-year stint at UMass. He was an assistant coach for seven seasons before becoming the school's 17th head basketball coach. He compiled an 86-72 career record, including a 52-28 record in Atlantic 10 Conference play at UMass. He led three of his teams to postseason play and was the NABC District I Co-Coach of the Year in 1998. Flint was the fastest coach in UMass history to reach 30 wins and was the winningest first-year coach ever at UMass. He spent two seasons as an assistant coach at Coppin State University before joining the UMass staff.

A 1987 Saint Joseph's graduate, Flint, 39, was a four-year letterwinner with the Hawks. He earned All-Atlantic 10 honors as a senior and led Saint Joseph's to the 1986 A-10 championship and a berth in the NCAA Tournament as a junior. The Hawks also made NIT appearances in 1984 and 1985. He was inducted into the Saint Joseph's Athletic Hall of Fame in 1998 and graduated with a degree in financial management.

Flint graduated from nearby Episcopal Academy in 1983. He was a First Team All-Philadelphia and Third Team All-State selection following his senior season. Flint finished his prep career ranked second on the Inter-Academic Conference's all-time scoring and assist lists, and was named the league's MVP as a senior.

Flint, his wife, Rene, and their daughter, Jada, reside in Philadelphia.



# JAMES "BRUISER" FLINT

## Head COACH

Year	School	Record	Conf. Record	Postseason
2005-06	Drexel University	15-16	8-10	
2004-05	Drexel University	17-12	12-6	NIT
2003-04	Drexel University	18-11	13-5	NIT
2002-03	Drexel University	19-12	12-6	NIT
2001-02	Drexel University	14-14	11-7	
2000-01	University of Massachusetts	15-15	11-5	
1999-00	University of Massachusetts	17-16	9-7	NIT
1998-99	University of Massachusetts	14-16	9-7	
1997-98	University of Massachusetts	21-11	12-4	NCAA First Round
1996-97	University of Massachusetts	19-14	11-5	NCAA First Round
<b>Career Totals</b>		<b>169-137 (.556)</b>	<b>108-62 (.635)</b>	
<b>Drexel Totals</b>		<b>83-65 (.561)</b>	<b>56-34 (.622)</b>	

## Assistant COACH

Year	School	Record	Postseason
1995-96	University of Massachusetts	35-2	NCAA Final Four
1994-95	University of Massachusetts	29-5	NCAA Elite Eight
1993-94	University of Massachusetts	28-7	NCAA Second Round
1992-93	University of Massachusetts	24-7	NCAA Second Round
1991-92	University of Massachusetts	30-5	NCAA Sweet Sixteen
1990-91	University of Massachusetts	20-13	NIT Final Four
1989-90	University of Massachusetts	17-14	NIT First Round
1988-89	Coppin State	18-12	
1987-88	Coppin State	14-14	

## Coaching HIGHLIGHTS

- Two-time Colonial Athletic Association Coach of the Year (2002, 2004)
- Two NCAA Tournament Appearances (1997, 1998)
- Four NIT Appearances (2000, 2003, 2004, 2005)
- Assistant Coach for USA Basketball's Under-21 Team
- NABC District I Coach of the Year (1998)
- Third winningest coach in the 93-year history of UMass basketball (86 wins)
- Winningest first-year coach in UMass history (19 wins)
- Fastest Coach in UMass History to reach 30 wins
- Fastest Coach in UMass History to reach 40 wins
- Second Fastest Coach in UMass History to reach 50 wins



# JAMES "BRUISER" FLINT

## Flint VS. Opponents

Opponent	W	L	Opponent	W	L	Opponent	W	L
American-Puerto Rico	1	0	Holy Cross	0	1	Princeton	1	0
Ball State	2	0	Iona	2	1	Providence	0	2
Boston College	4	2	James Madison	9	0	Purdue	0	1
Boston University	2	0	Kansas	1	1	Quinnipiac	2	1
Buffalo	0	1	Lafayette	2	2	Rhode Island	7	3
California	0	1	La Salle	5	3	Richmond	0	1
Chaminade	1	0	Louisville	0	1	Rider	2	2
Cincinnati	0	1	Marist	0	1	Sam Houston State	1	0
Colgate	2	0	Maryland	1	0	Siena	0	1
College of Charleston	1	1	Marshall	1	2	Seton Hall	1	1
Colorado	1	0	Marquette	0	1	St. Bonaventure	5	6
Connecticut	0	5	Monmouth	3	0	Saint Joseph's	8	7
Davidson	2	1	Niagara	2	1	St. John's	0	1
Dayton	3	3	North Carolina	0	2	St. Louis	0	1
Delaware	6	6	Northeastern	3	1	Southern Illinois	0	1
Detroit	1	1	UNC Charlotte	1	0	Southwest Louisiana	1	0
Drexel	1	0	UNC Wilmington	3	10	Syracuse	0	1
Duke	0	1	Ohio State	0	1	Temple	4	10
Duquesne	7	0	Old Dominion	5	6	Texas	0	2
Fairleigh Dickinson	1	0	Oregon	0	1	Towson	7	3
Florida International	1	0	Penn	1	4	UCLA	0	1
Florida State	1	0	Philadelphia Univ.	1	0	Vermont	1	0
Fresno State	0	2				Villanova	1	2
Fordham	8	1				Virginia	0	1
George Mason	4	5				Virginia Commonwealth	5	5
Georgetown	0	1				Virginia Tech	4	1
George Washington	5	4				Wake Forest	0	1
Georgia State	1	0				William & Mary	10	0
Hartford	1	0				Wyoming	1	0
Hofstra	8	3				Xavier	4	3



# ASSISTANT COACHES / BASKETBALL STAFF

## Geoff Arnold

### ASSOCIATE HEAD COACH



Associate Head Coach Geoff Arnold is his sixth season as Drexel's top assistant. Arnold, a former Flint teammate at Saint Joseph's University, has been instrumental in Drexel's recruiting efforts and to the team's three postseason berths since arriving in University City. He will continue to oversee recruiting efforts and will work primarily with the Drexel guards.

Before arriving at Drexel, Arnold spent five seasons at UMass, including two seasons as an associate head coach. During his time at UMass, Arnold recruited a number of Minutemen who went on to earn Atlantic 10 accolades, including Kit Rhymer and Micah Brand, both of whom were named the Atlantic 10's Most Improved Player during their careers. Rhymer was also named the League's Defensive Player of the Year. In addition, Arnold recruited Anthony Anderson, the 2001-02 Atlantic 10 Rookie of the Year.

Arnold served as an assistant at Saint Joseph's under head coaches John Griffin and Phil Martelli for four seasons before joining Flint in Amherst. During his time with the Hawks, he quietly became one of the East Coast's top recruiters, serving as the point man in the recruitment of such talent as Rashid Bey, Arthur "Yah" Davis and Duval Simmonds. With that talent, Saint Joseph's advanced to three NIT Tournaments in four years from 1993-96, reaching the title game in Madison Square Garden in 1996 before falling to Nebraska.

One of the top guards in school history, the 1986 Saint Joseph's graduate was a tri-captain on the 1985-86 Hawk squad that tied a then school record with 26 wins en route to the Atlantic 10 Conference championship and

an NCAA Tournament appearance. During his senior campaign, he averaged 8.9 points per game and led the team with 134 assists, the ninth-highest single-season total in school history at the time. Arnold still ranks 11th all-time at the school with 346 career assists. He was inducted into the Saint Joseph's University Hall of Fame in 1992.

Upon graduation, Arnold was drafted by the Wildwood Aces of the United States Basketball League. He played one season for the Aces before serving one year as a part-time assistant coach during the 1988-89 season for his alma mater. Arnold then worked as a technical sales representative at DuPont Printing & Publishing in Glen Rock, N.J., prior to returning to coaching as a full-time aide at Saint Joseph's for the 1992-93 season.

Arnold and Flint were three-year teammates while playing for the Hawks, but the duo actually first met on the court years before while playing in the Sonny Hill "Futures" League on all-star teams when Arnold was 13 and Flint, 12.

Arnold's wife, Stephanie, is a 1986 graduate of Drexel University and earned her law degree from Temple University in May 1997. She also has a master's degree in sport management from the University of Massachusetts and teaches at the University of Pennsylvania. The Arnolds reside in Philadelphia with their nine-year old daughter, Gabrielle Tryce.



# ASSISTANT COACHES / BASKETBALL STAFF

## Mike Connors



Mike Connors is now in his sixth season as an assistant coach at Drexel. Connors handles the scouting of all of Drexel's opponents. Connors also recruits for the Dragons and is in charge of scheduling. He has been involved in NCAA Division I basketball for more than 20 years and has been an assistant coach under Bruiser Flint for the last eight years.

On the court, Connors works with the team's post

players. He had an integral role in the development of big men Robert Battle, Sean Brooks and Chaz Crawford. Battle was a First Team All-CAA pick and Defensive Player of the Year in the league twice, while Brooks was a Second Team pick as a junior and was one of the top post players in the league. Crawford was named to the CAA's All-Defensive Team the last two seasons and finished in the top 20 nationally in blocked shots for the second year in a row. Connors has also been a factor in the emergence of Frank Elegar.

Connors spent eight years on the UMass staff, including three as an assistant coach. He worked for five years under Head Coach Bruiser Flint at UMass and three years under current Memphis Head Coach John Calipari. At UMass, Connors helped develop a number of prominent big men who went on to earn accolades. He has worked with players such as Larry Kettner, a second round pick of the Chicago Bulls, Kit Rhymer and Micah Brand. Both Rhymer and Brand were the Atlantic 10's Most Improved Player during their careers at UMass. Rhymer was also named the League's Defensive Player of the Year.

Connors served as interim head coach at Army before joining the UMass staff. He was the senior assistant coach for three years with the Cadets and played a major role in recruiting and scouting. Prior to his position at Army, Connors coached at both Colorado (1986-90) and Cornell (1984-86). At Colorado, he recruited first-round draft pick Shaun Vandiver (Golden State) and worked with Matt Bullard, a former member of the Charlotte Hornets. Connors also coached Kenny Bantum, the Ivy League Player of the Year and a draft pick of the New York Knicks, during his three-year stint at Cornell.

He coached internationally from 1983-84 as the head coach for the Ryd (Sweden) professional team, leading that squad to its highest winning percentage in the team's history. He also organized and conducted basketball clinics in Southern Sweden.

A native of Southboro, Mass., and a 1983 graduate of Ithaca College with a degree in recreation management, Connors was a four-year varsity performer and a participant in two NCAA Division III Tournaments.

Connors and his wife, Lisa, live in Yardley with their three children, Lindsay, Daniel and Johnny.



# ASSISTANT COACHES / BASKETBALL STAFF

## Tony Chiles



Tony Chiles is entering his third season as a member of the basketball staff. Chiles will once again work with the Drexel guards on the court and will focus on recruiting off the court. He will also work on individual player development. Chiles arrived at Drexel after working at Iona College in New Rochelle, N.Y., for six seasons.

Chiles worked as an assistant under former NBA All-Star Jeff Ruland. During his time at Iona, he served as the team's recruiting coordinator and was responsible for signing a number of prominent players from New York City. Chiles also worked with the Iona backcourt and was instrumental in producing three All-MAAC players. The Gaels went to two NCAA Tournaments with Chiles on the staff and won two Metro Atlantic Athletic Conference Championships.

Prior to his appointment at Iona, Chiles was an assistant coach at Manhattan. He assisted with recruiting, was the team's academic advisor, was responsible for recruiting, individual instruction, on-floor coaching and preseason conditioning. Chiles also served as the acting head coach after the departure of Fran Fraschilla and before the arrival of John Leonard. Chiles served as the head coach of the junior varsity team at All Hallows High School, in his hometown. He was a member of the All Hallows faculty and taught mathematics and global studies.

A 1989 graduate of Columbia University, Chiles earned a degree in political science. He was a two-time member of Columbia's Dean's Lists. Chiles was a four-year letterwinner and started at point guard for three seasons. Chiles still holds the school's single-game assist record with 18 against the U.S. Merchant Marine Academy and is second on Columbia's all-time assist list with 323. He played his high school ball at All Hallows and led his team to the New York City and New York State Championships in 1985 and was the valedictorian of his senior class.

Chiles lives in Philadelphia and is the father of Tony, Jr., 16, and four-year old Taj.



# ASSISTANT COACHES / BASKETBALL STAFF



**Brian Gorman**  
STAFF ASSISTANT

Brian Gorman is in his sixth season with the Drexel basketball program. He came to Drexel with Coach Flint in the spring of 2001. Gorman worked with the UMass basketball program for 14 years. He handles a number of duties at Drexel, including the monitoring of academic progress as well as marketing and fund-

raising activities. Gorman is also the basketball staff's special event coordinator.

A native of Warren, Mass., Gorman worked closely with Flint as well as former UMass mentors John Calipari and Ron Gerlufsen. He also served a two-year stint as coach of the United States Air Force team based in Helleniken Air Force Base in Athens, Greece. Gorman has also been active in a number of summer programs, including camps at Georgia Tech and Maryland, and remains an integral part of the Bruiser Flint Basketball Camp.



**Mike Mannix**  
COORDINATOR OF BASKETBALL OPERATIONS

Mike Mannix is the newest member of Coach Flint's staff. He comes to Drexel after serving as an assistant coach for two seasons at Western New Mexico University in Silver City, N.M. His responsibilities as the coordinator of basketball operations will include

coordinating team travel, organizing team purchases, assist with on-campus recruiting and monitoring the basketball program. He will also serve as the Director of the Drexel University All-Star Camp.

Mannix has also worked as a video assistant intern for the NBA's Indiana Pacers. He graduated from the University of Massachusetts in 2003 with a degree in sport management. While at UMass, Mannix, a native of Holyoke, Mass., worked with the men's basketball program for three seasons with Coach Flint.

## MANAGERS



**Calvin Hicks**  
MANAGER



**Barry Person**  
MANAGER



**Ryan Rubio**  
MANAGER

# THE ARMORY



The Philadelphia Armory will be the future home of the Drexel University men's and women's basketball teams. A tentative time table for the transfer has been set for 2007-08 with a possible opening date for the arena in 2010.

The Armory, which currently houses the 103rd engineering battalion, is located across the street from the Daskalakis Athletic Center one block north of 33rd and Market Street. Designed in 1916 by local architect Philip H. Johnson, the three-floor, 21,346 square-foot Philadelphia Armory earned the honor of being listed in the National Register of Historic Places in 1991. Drexel's upgrade of the Armory will proceed concurrently with the relocation of the 103rd battalion to a new base of operations. The renovations will also provide for the continual operation of the National Guard's recruiting station, headquarters and museum at the Armory.

"This development is a 'win-win' situation for Drexel, the National Guard and the City of Philadelphia," said Drexel President Dr. Constantine Papadakis. "Drexel is committed to preserving this historic Philadelphia landmark. As the Armory is renovated into a convocation center and basketball arena, it will become an excellent venue for celebrating academic and athletic excellence, serving our students and the city in new and exciting ways."

Preliminary designs depict an excavated arena with the first level being below street level and the second level of seating above it. A 4,000-5,000 seating capacity has been proposed along with a hall of fame walk, concession stands, LCD boards and eight suites. The architectural plans capture the basketball arena as an exciting venue with a view of the Philadelphia skyline and a center of Drexel activity.

"Once completed, the Armory will become a local focal point and, quite possibly, one of the best venues for basketball in the nation, where military history and architectural technology meet within the context of sports," said Director of Athletics Dr. Eric Zillmer. "With such a venue, Drexel basketball is poised to attract more fans and increase local, regional and national recognition. At the same time, a West Philadelphia architectural staple will be restored to its original splendor."



# THE DASKALAKIS ATHLETIC CENTER

The John A. Daskalakis Athletic Center houses the Drexel basketball program as well as Drexel's physical education, intramural and intercollegiate athletic programs. Opened in February of 1975, the Center was designed by the Philadelphia architectural firm of Thalheimer and Weitz. The two-story, four-level structure covers a three-acre area on the north side of Market Street between 33rd and 34th streets in the University City section of Philadelphia.

The facility includes a collegiate-sized, six-lane swimming pool and a separate three-board diving well on the lower level. The Independence Blue Cross Wellness Center houses exercise rooms, Nautilus, free weight and cardiovascular training areas, a multipurpose classroom, a dance studio and a conference room on the lower level of the building. Squash and racquetball courts are also available. The athletic offices, locker rooms and the athletic training room are located on the ground level.

"The Dragons' Den," as the upper-level gymnasium has been tabbed, measures in size the equivalent of a football field and provides area for 12 badminton, eight volleyball and five regulation-sized basketball courts. The installation of new bleachers around the main court in 1994-95 increased the capacity to 2,300. The court is flanked by two viewing galleries for radio and television and/or special events. Hexagonal mercury and quartz lights provide sufficient brightness for television broadcasts. Scoreboards are positioned on the east and west sides of the main court and a new message center and main scoreboard were newly installed in the 1997-98 season.

The bronze sculpture, "Running Free," designed by local artist Henry Mitchell, depicts three horses running side by side and greets visitors in the courtyard in front of the DAC.

John A. Daskalakis, a 1963 alumnus of the College of Engineering, donated \$1.5 million to Drexel Athletics in 2000-01 — \$1 million of which will be applied to capital improvements within the former Physical Education Athletic Center. An additional \$500,000 will support an endowed fund for the University's men's lacrosse program.

While attending Drexel, Daskalakis was a member of the lacrosse and football teams, Pi Kappa Phi fraternity, Army ROTC and the American Society of Materials Engineers.

Daskalakis is a partner in the Maryland Baseball Limited Partnership.



# THE ROSTER

## 2006-07 Drexel University Men's Basketball Roster

### NUMERICAL

No.	Name	Pos.	Yr.	Ht.	Wt.	Hometown/Previous School
0	Tramayne Hawthorne	G	So.	6-0	175	Steelton, Pa./Steelton-Highspire
1	Bobby Jordan	G	So.	6-0	180	Philadelphia, Pa./Roman Catholic
3	Scott Rodgers	G	So.	6-3	205	Philadelphia, Pa./Central
5	Bashir Mason	G	Sr.	6-0	185	Jersey City, N.J./St. Benedict's Prep
12	Rob Hampton	G	Fr.	6-4	195	Queens, N.Y./Christ the King
13	Yannick Formbor	F	Fr.	6-8	240	Roselle, N.J./St. Patrick's
15	Frank Elegar	C	Jr.	6-9	220	Bronx, N.Y./St. Raymond's
20	Chaz Crawford	F	Sr.	6-10	235	Philadelphia, Pa./Hargrave Military Academy
21	Jake Rauchbach	G	Sr.	5-11	170	Chapel Hill, N.C./Pendleton
23	Dominick Mejia	G	Sr.	6-4	200	Voorhees, N.J./N.C. State
25	Randy Oveneke	F	Jr.	6-7	220	Antwerpen, Belgium/Saint-Anna College
34	Lance Feurtado	G	Fr.	6-5	195	Uniondale, N.Y./Uniondale
42	Kenny Tribbett	F	R-Fr.	6-9	240	Berlin, N.J./Chester (Pa.)
44	Matt Stevenson	F	Sr.	6-7	235	Towson, Md./Loch Raven
	Evan Neisler	F	So.*	6-8	210	Raleigh, N.C./Boston College

\*Will sit out the 2006-07 season due to NCAA transfer rules

**Head Coach:** James "Bruiser" Flint (Saint Joseph's '87)  
**Assistant Coaches:** Geoff Arnold, Mike Connors, Tony Chiles

### ALPHABETICAL

No.	Name	Pos.	Yr.	Ht.	Wt.	Hometown/Previous School
20	Chaz Crawford	F	Sr.	6-10	235	Philadelphia, Pa./Hargrave Military Academy
15	Frank Elegar	C	Jr.	6-9	220	Bronx, N.Y./St. Raymond's
34	Lance Feurtado	G	Fr.	6-5	195	Uniondale, N.Y./Uniondale
13	Yannick Formbor	F	Fr.	6-8	240	Roselle, N.J./St. Patrick's
12	Rob Hampton	G	Fr.	6-4	195	Queen's, N.Y./Christ the King
0	Tramayne Hawthorne	G	So.	6-0	175	Steelton, Pa./Steelton-Highspire
1	Bobby Jordan	G	So.	6-0	180	Philadelphia, Pa./Roman Catholic
5	Bashir Mason	G	Sr.	6-0	185	Jersey City, N.J./St. Benedict's Prep
23	Dominick Mejia	G	Sr.	6-4	200	Voorhees, N.J./N.C. State
	Evan Neisler	F	So.	6-8	210	Raleigh, N.C./Boston College
25	Randy Oveneke	F	Jr.	6-7	220	Antwerpen, Belgium/Saint-Anna College
21	Jake Rauchbach	G	Sr.	5-11	170	Chapel Hill, N.C./Pendleton
3	Scott Rodgers	G	So.	6-3	205	Philadelphia, Pa./Central
44	Matt Stevenson	F	Sr.	6-7	235	Towson, Md./Loch Raven
42	Kenny Tribbett	F	R-Fr.	6-9	240	Berlin, N.J./Chester (Pa.)

The 2005-06 season was one of the most exciting and at the same time one of the most draining that Head Coach Bruiser Flint has had since taking over the program in 2001. The Dragons opened up the season 3-0 and advanced to the NIT Season Tip-Off Semifinals in New York City. While in New York, Drexel gave top-ranked Duke all it could handle before falling to the Blue Devils by 10 points. In the consolation game, the Dragons lost on a free-throw at the buzzer to UCLA, a team that eventually made it to the Final Four.

Close games and tough losses seemed to be the story of last year. The Dragons, who were one of the least experienced teams in the Colonial Athletic Association, lost seven games by five points or less. Ten of their 16 losses came to teams that advanced to either the NCAA Tournament or the NIT. While it wasn't easy for the players to deal with last season, the experience and competition should help propel this year's team back to the level Coach Flint expects. Four starters return from last year and only one player who played significant minutes was lost to graduation. "This season should be very different from last year," Coach Flint said. "Last season, we had a number of players who had never really experience playing at a level this high. This year, we have eight returners who played in big games and important situations last year, so we are hoping that their maturity over the last season will pay off."


## Frontcourt

The Dragons went from having one of the youngest frontcourts in the CAA last season to having possibly one of the best in the CAA in 2006-07. The Dragons led the conference in rebounding margin last year and have the tools to do it again. Chaz Crawford, who has been twice named to the CAA's All-Defensive Team, is a major force in the post defensively. Crawford finished 18th in the nation in blocked shots and has 224 career rejections. He was also seventh in rebounding in the CAA as a junior and the staff is expecting even more out of him as a senior. "Chaz is one of the best interior defenders I have coached," Flint said. "He has a knack of getting to shots and he is an outstanding rebounder. I think Chaz has a chance to become more a part of our offense this season."

The surprise of last year had to be the contribution made by Frank Elegar. Now a junior, Elegar really elevated his game from his first year to his second. The 6-9 big man averaged more than 11 points and grabbed 6.8 rebounds per game. He was also tied for fifth in the league in blocks. Elegar played this summer on the U.S. Virgin Islands National Team and helped lead the team to a berth in the Pan American Games next summer. "Frank really took advantage of the opportunity presented to him last season," Flint said. "We knew he could be a presence on the defensive end with his athleticism and we were happy with his development offensively. He has a lot of potential and could be one of the top players in the league by his senior year."

Randy Oveneke began the season by grabbing 14 rebounds against Princeton in the NIT Season Tip-Off. The junior started 25 games a year ago and averaged 2.5 points and 2.8 rebounds. "Randy started for us for most of last season after playing well at the end of his freshman year," Flint said. "We are looking for him to progress even more this season."

Senior Matt Stevenson is back for his final year. The 6-7 forward has been a regular off the bench for the past few seasons. While his time has been limited, he has made the most out of some of his opportunities. He was 6-for-7 from the floor and had a career-best 15 points against Hofstra in the



DAC. Stevenson has the ability to knock down the three-pointer and can contribute as a reserve in the post. "Matt should give us some minutes off the bench this year," Flint said. "As a senior, we are looking for him to provide a leadership role to some of our younger players."


Kenny Tribbett and Yannick Formbor will look to get into the mix for playing time. Tribbett, who red-shirted last season, is ready to contribute after struggling with injuries a year ago. He was a highly touted recruit and should provide a big body to help on the boards. "Kenny had a rough first year with us due to illness and injury," Flint said. "He should be able to compete at full speed this year. Kenny has the potential to be another defensive force inside."

Formbor is a freshman from St. Patrick's High School in New Jersey. He is another big, physical player who rebounds well. Formbor averaged a double-double as a senior with 10 points and 12 rebounds per game. "Yannick is a real hard worker who has a big upside," Flint said. "He hasn't played the game for that long so with some added experience could really help us down the road."

## Backcourt

Drexel's backcourt should rank among the top units in the conference. Leading the way at the point once again is senior Bashir Mason. The three-year starter is one of the top distributors and defenders in the CAA. A former CAA Defensive Player of the Year, Mason is fourth all-time in steals at Drexel and is seventh in career assists. After struggling from the floor early in his career, Mason worked on his shot and drained 47 three-pointers a year ago. "Bashir is the leader of this team," Flint said. "If Bashir plays to his potential, he is in my opinion the top point guard in the league. We need him to be consistent this year and to make good decisions at the point."

Senior Dominick Mejia returns for his final year in University City. A Third-Team All-CAA pick a year ago, Mejia has a deadly outside touch and is the top returner in the CAA in three-pointers made. He set the school single-season record a year ago with 92 three-pointers. Mejia led the squad with 15.3 points per game and was also tops on the team in three-point percentage and free-throw percentage (.839). He has the ability to score in bunches and take over a game. Mejia scored 20 or more points eight times and had a career-best 34 points against Old Dominion. "Dom can really score the ball,




whether it is from the outside or in the paint," Flint said. "When he plays under control he can be as dominating a perimeter player as there is in the CAA."

Scott Rodgers and Tramayne Hawthorne are the top returners off the bench in the backcourt. Rodgers played both guard spots and as the season progressed, found his way into the rotation. He did a solid job backing up Mason at the point late in the year. Rodgers, the Philadelphia Public League Player of the Year as a senior, showed signs of being a quality player in the CAA. "Scott did a good job for us as a freshman," Flint said. "He gives us versatility by being able to handle some minutes at the point. If Scott improves his shooting he could become a bigger contributor this season."

Hawthorne saw most of his action at the point, primarily early in the season. After seeing limited time in the middle of the season, he had some quality minutes off the bench down the stretch. Hawthorne provided a spark with eight points off the bench in just six minutes at Hofstra. "Tramayne gave us some good minutes in his first year," Flint said. "He struggled a little early in the season with the speed of the college game, but rebounded well and became a solid contributor off the bench for us."

Rob Hampton and Lance Feurtado are newcomers in the backcourt. Hampton led Christ the King High School to the New York City Catholic League finals. He led the team with 15.6 points per game and was named All-City. Feurtado is a 6-5 two-guard from Uniondale, N.Y. He should provide the Dragons with another long-range threat from the perimeter. "Rob and Lance give us some quality depth in the backcourt," Flint said. "With experienced veterans like Bashir and Dominick in front of them, we are hoping these guys really learn from them and contribute in their first season."

Bobby Jordan and Jake Rauchbach are the returning walk-ons in the backcourt. Rauchbach is in his third year with the team, while Jordan begins his second year as a Dragon. The Dragons begin play on Nov. 15 when they host Florida Gulf Coast in the Daskalakis Athletic Center. The team then travels to Vermont to face the Catamounts in the return game of last year's Bracket Buster match up. Drexel will be part of Bracket Buster Saturday for the third year in a row in February. Also featured on this year's non-conference schedule is a trip to Syracuse, a home game against Toledo and city games against Penn, Temple, Saint Joseph's and Villanova. The Dragons begin conference play in late December this year. George Mason will open the CAA slate in the DAC on February 28.





# Chaz #20 CRAWFORD

Forward, Senior, 6-10, 235 • Philadelphia, Pa./Hargrave Military Acad.

## PLAYER PROFILES

*One of the premier defenders in the CAA...the leading returner in the conference in both blocked shots and rebounds...currently third on Drexel's all-time blocked shot list with 224 and enters the season only 23 blocked shots out of second place... has 530 career rebounds in his three years at Drexel.*

### 2005-06

Named to the CAA's All-Defensive Team for the second-straight year...finished second in the CAA and 18th in the nation with 2.77 blocks per game...played in all 31 games and started 11... averaged 6.4 points and finished seventh in the CAA with 7.6 rebounds per contest...had his third double-double of the year vs. Vermont with 10 points, 12 rebounds and seven blocks...tied a career-high with 19 points on 8-for-12 shooting against Northeastern...had 12 rebounds in a game four times...started vs. Hofstra and responded with a season-high 15 points...also had nine rebounds, a career-best five assists and six blocks in the game... had his second double-double of the year with 14 points and 12 rebounds vs. Georgia State...had 12 points and 12 rebounds at VCU...tied a school record with nine blocks in win at William & Mary and added 12 rebounds...grabbed 10 rebounds and had five blocks at Mason...had nine rebounds and three blocks at Monmouth, at Hofstra and vs. Ball State...grabbed eight rebounds against UNCW, JMU, Towson and at ODU...had eight points and 10 rebounds at Penn...swatted six shots and had six boards vs. Rider...scored 13 points and grabbed nine rebounds at Princeton...grabbed nine rebounds and had three blocks against Duke...shot .497 from the floor.

### 2004-05

Played in 29 games and started 26 times...was named to the CAA's All-Defensive Team...led the CAA and finished seventh in the nation in blocked shots (3.0)...snared 10 boards in NIT at Buffalo...tied a season-high with six blocks in the win at Towson and added 10 rebounds...grabbed 13 rebounds vs. Mason on 2/23...swatted five shots and grabbed 10 boards vs. Hofstra... came up with 10 boards at JMU...blocked five shots at Old Dominion and four at William & Mary...shot .561 from the floor...averaged 6.0 points and a team-best 6.8 rebounds per game...had his third double-double with 11 points and 14

rebounds at UNCW...was 5-for-7 from the floor...grabbed 14 rebounds in win at George Mason...also blocked four shots and scored eight points in the game...had a double-double with a career-high 19 points and 11 rebounds at Seton Hall...scored 15 points and had four dunks at No. 8 Syracuse...recorded his first career double-double with 14 points and 10 rebounds against Quinnipiac and had six blocks...chipped in with 12 points and nine rebounds in win at Hofstra...has at least one block in 26 straight games and had three or more 16 times.

### 2003-04

Appeared in every game off the bench...was second in the CAA with 1.79 blocks per game...swatted three shots and had four boards at Delaware...had three blocks and six rebounds in win vs. JMU...grabbed seven boards vs. Towson...scored the go-ahead bucket in win at VCU, was 4-for-6 from the floor and finished with a career-high eight points...had a key tip-in in overtime win vs. UNCW...had four points and four blocks against Towson...grabbed five boards at UNCW and at George Mason...averaged 8.5 rebounds and 4.5 blocks at the FIU Holiday Classic...swatted away a career-high five shots vs. Hartford and had six points and a career-high 10 rebounds vs. FIU... played a season-high 26 minutes vs. JMU...scored six points and had five rebounds...had four blocks and six boards at ODU... averaged 2.4 points and 3.3 rebounds.

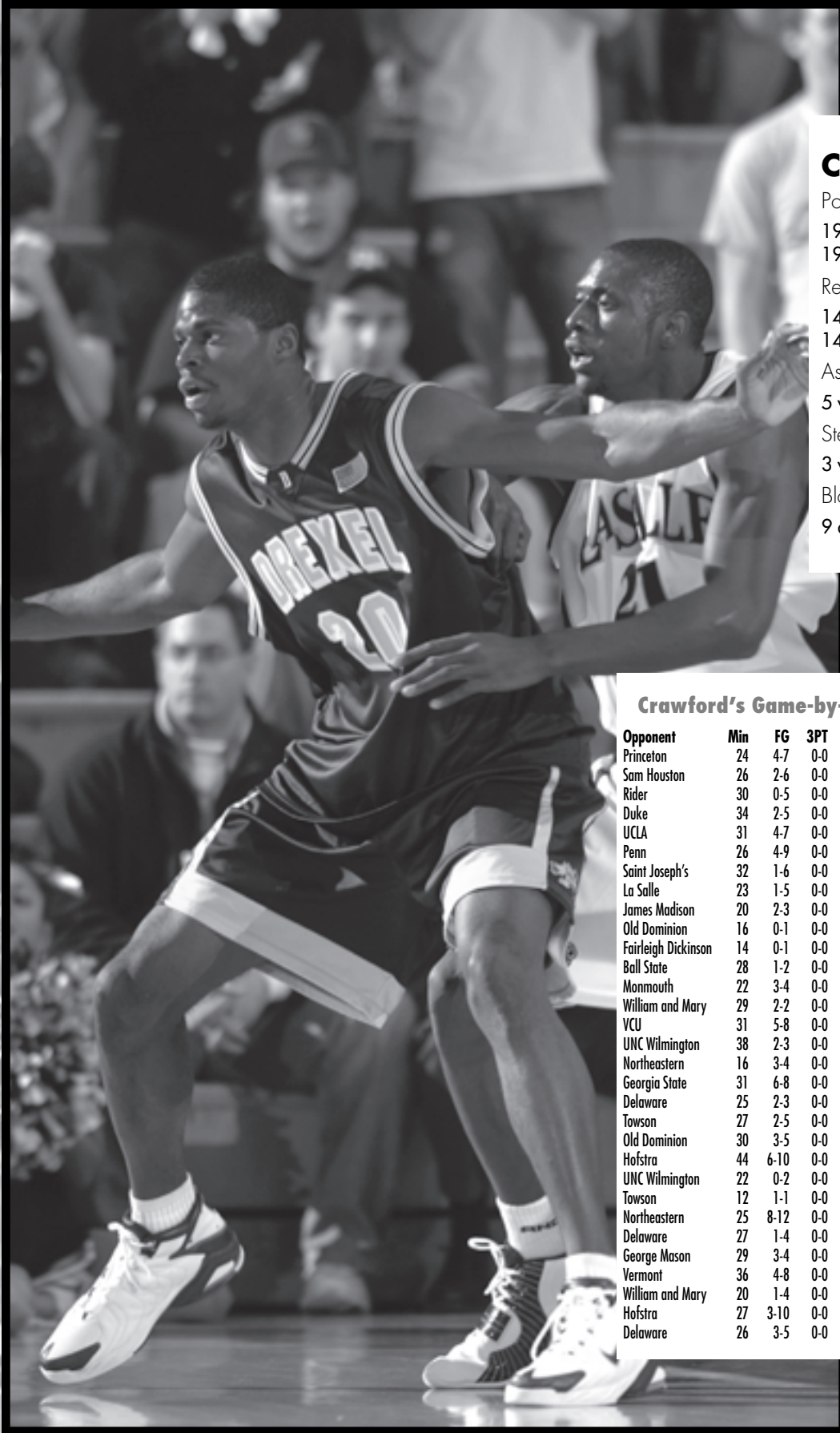
### Background

Played one year under Head Coach Mike Preston at Hargrave Military Academy after graduating from Northeast High... averaged a double-double with 11 points and a team-high 11 rebounds per game...also led the club with more than four blocks per game...son of Marcia Stubbs and David Crawford...majoring in business.

### CRAWFORD'S CAREER STATISTICS

Year	GP	GS	Min	Avg	FG	FGA	Pct	3FG	FGA	Pct	FT	FTA	Pct	Off	Def	Tot	Avg	PF	FO	Ast	TO	Blk	Stl	Pts	Avg
2003-04	29	0	382	13.2	30	64	.469	0	0	.000	9	27	.333	34	63	97	3.3	70	5	9	23	52	14	69	2.4
2004-05	29	26	708	24.4	69	123	.561	0	0	.000	35	70	.500	70	128	198	6.8	90	6	20	37	86	20	173	6.0
2005-06	31	11	821	26.5	79	159	.497	0	0	.000	39	80	.488	121	114	235	7.6	104	5	29	58	86	39	197	6.4
<b>TOTAL</b>	<b>89</b>	<b>37</b>	<b>1911</b>	<b>21.5</b>	<b>178</b>	<b>346</b>	<b>.514</b>	<b>0</b>	<b>0</b>	<b>.000</b>	<b>83</b>	<b>177</b>	<b>.469</b>	<b>225</b>	<b>305</b>	<b>530</b>	<b>6.0</b>	<b>264</b>	<b>16</b>	<b>58</b>	<b>118</b>	<b>224</b>	<b>73</b>	<b>439</b>	<b>4.9</b>

# PLAYER PROFILES



## Career HIGHS

### Points

19 vs. Northeastern, 2-9-06  
19 at Seton Hall, 12-21-04

### Rebounds

14 at George Mason, 1-19-05  
14 at UNCW, 1-26-05

### Assists

5 vs. Hofstra, 1-28-06

### Steals

3 vs. six opponents

### Blocks

9 at William & Mary, 1-5-06

## Crawford's Game-by-Game Statistics, 2005-06

Opponent	Min	FG	3PT	FT	Reb	PF	A	TO	Bk	St.	Pts
Princeton	24	4-7	0-0	5-9	9	2	0	2	2	2	13
Sam Houston	26	2-6	0-0	0-2	5	4	0	1	3	3	4
Rider	30	0-5	0-0	2-2	6	4	0	2	6	1	2
Duke	34	2-5	0-0	0-2	9	3	0	3	3	1	4
UCLA	31	4-7	0-0	0-0	6	1	0	2	2	3	8
Penn	26	4-9	0-0	0-0	10	5	1	2	1	0	8
Saint Joseph's	32	1-6	0-0	2-4	6	3	0	1	1	2	4
La Salle	23	1-5	0-0	0-0	6	4	0	0	4	1	2
James Madison	20	2-3	0-0	1-2	8	4	2	3	2	0	5
Old Dominion	16	0-1	0-0	0-2	4	4	0	1	1	0	0
Fairleigh Dickinson	14	0-1	0-0	0-0	3	4	0	1	2	0	0
Ball State	28	1-2	0-0	0-2	9	2	1	2	3	0	2
Monmouth	22	3-4	0-0	1-3	9	1	1	1	3	0	7
William and Mary	29	2-2	0-0	0-0	12	3	2	2	9	0	4
VCU	31	5-8	0-0	2-4	12	4	1	1	1	2	12
UNC Wilmington	38	2-3	0-0	0-4	8	4	1	1	0	2	4
Northeastern	16	3-4	0-0	0-0	5	4	0	2	1	0	6
Georgia State	31	6-8	0-0	2-2	12	3	1	2	5	2	14
Delaware	25	2-3	0-0	3-3	12	2	1	2	2	1	7
Towson	27	2-5	0-0	2-2	8	3	2	1	4	2	6
Old Dominion	30	3-5	0-0	0-0	8	5	1	4	1	1	6
Hofstra	44	6-10	0-0	3-7	9	3	5	4	6	2	15
UNC Wilmington	22	0-2	0-0	1-2	7	5	1	2	0	0	1
Towson	12	1-1	0-0	0-0	3	5	2	2	1	2	2
Northeastern	25	8-12	0-0	3-3	5	1	2	1	3	3	19
Delaware	27	1-4	0-0	0-1	6	5	1	2	0	3	2
George Mason	29	3-4	0-0	2-7	10	4	1	3	5	1	8
Vermont	36	4-8	0-0	2-4	12	1	1	3	7	2	10
William and Mary	20	1-4	0-0	2-2	4	3	0	1	1	0	4
Hofstra	27	3-10	0-0	3-5	6	4	1	0	3	0	9
Delaware	26	3-5	0-0	3-6	6	4	1	4	4	3	9



# Bashir #5 MASON

Guard, Senior, 6-0, 185 • Jersey City, N.J./St. Benedict's Prep

*A defensive stopper in the backcourt...enters his final season fourth on the Drexel career steals list with 341 and seventh on the school's career assist list with 363... needs just 233 points to reach the 1,000-point plateau.*

# PLAYER PROFILES

## 2005-06

Selected to the CAA's All-Defensive Team for the third straight season...finished second in the CAA in minutes played per game (35.81)...was fifth in the league with 4.29 assists per game... scored 20 or more points three times and scored in double figures 17 times...ended the regular season with 14 points and five steals at Hofstra...had a career-best seven steals vs. W&M...had 15 points, seven assists and three steals vs. Vermont...scored all 20 of his points at Delaware in the second half and was 10-for-10 from the line...recorded 22 points and a career-best 10 rebounds at UNCW...had 21 points, including six treys, and six assists at Towson...led Drexel with 19 points and six assists vs. Hofstra...handed out eight assists with no turnovers at Northeastern and held Jose Juan Barea to only 13 pts...scored 13 points (six in the final 42 seconds) in win vs. Ball State...handed out a career-best 11 assists and had only one turnover in win against ODU...had a 16-point outing against Saint Joseph's...had 13 points against UCLA...played extremely well against No. 1 Duke, scoring 15 points, grabbing seven rebounds and handing out five assists...named to the NIT Season Tip-Off All-Tournament Team along with NBA first-round picks Rodney Carney, Sheldon Williams and J.J. Redick...had 18 pts., seven assists and was 9-for-10 from the line vs. Rider...scored 18 and had seven assists against Sam Houston...averaged 11.3 points and shot a career-best .743 from the free-throw line.

## 2004-05

Named to the CAA's All-Defensive Team...closed the regular season with 11 points and six assists at Towson...named CAA Player of the Week on Feb. 28 after leading the Dragons to two wins... scored a career-high 22 points in win vs. Delaware...was 6-for-11 from the floor and 5-for-6 from behind the arc...earlier in the week, had 12 points and 10 assists vs. Mason...had 11 points in loss vs. UNCW...tallied 11 points in win vs. Hofstra and was 6-for-8 from the line...had a season-high 14 points in the loss at ODU...sank a game-winning three-pointer from 35 feet away at

the buzzer to give Drexel the win at VCU...had six assists vs. JMU and vs. VCU...scored 10 points in loss to UNCW...had six points, five boards and five assists with no turnovers in win at Mason...was 4-for-5 from the floor with six assists against William & Mary...finished with nine points and just one turnover...had 11 points and four steals in win vs. Saint Joseph's...shot .712 from the line overall and 77 percent in CAA games...finished fifth in the CAA in assists...had four steals vs. Towson...had nine points and seven rebounds vs. Quinnipiac...averaged 8.0 points and 2.3 rebounds per game.

## 2003-04

The CAA's Defensive Player of the Year and a CAA All-Rookie pick...played in every game and started 26 times...was fourth in the CAA with 4.45 assists per game and led the CAA and was 36th nationally with 2.28 steals per game...finished seventh in the CAA in assist-to-turnover ratio...was 9-for-10 from the line and finished with 11 points at JMU...handed out 10 assists with one turnover and five steals vs. Towson (2/21)...had seven assists and four steals vs. ODU (2/17)...scored 12 points and had five assists vs. Hofstra (2/11)...scored nine points with no turnovers at VCU...scored 13 points, had six steals and nine assists vs. Mason...scored 13 points, had six boards, five assists and three steals with no turnovers vs. VCU...tallied 15 points, nine rebounds and five steals in first meeting vs. Delaware...named to the All-Tournament team at the FIU Classic...scored 11 points in the championship game...named CAA Rookie of the Week on Dec. 15... tallied nine points, six assists and three steals at UNCW...had eight assists vs. Saint Joseph's...averaged 6.7 points.


## Background

Graduated from St. Benedict's in Newark, N.J., where he played for Head Coach Danny Hurley...generally regarded as one of the top 20 high school players in the state...helped lead his team to two state championships and averaged 13 points and nine assists in his two years at the school...son of Kathy Mason...majoring in sport management.

## MASON'S CAREER STATISTICS

Year	GP	GS	Min	Avg	FG	FGA	Pct	3FG	FGA	Pct	FT	FTA	Pct	Off	Def	Tot	Avg	PF	FO	Ast	TO	Blk	Stl	Pts	Avg
2003-04	29	26	875	30.2	63	169	.373	5	26	.192	63	95	.663	17	67	84	2.9	73	2	129	70	5	66	194	6.7
2004-05	28	27	833	29.8	66	202	.327	18	53	.340	74	104	.712	24	41	65	2.3	55	3	101	51	9	37	224	8.0
2005-06	31	31	1110	35.8	112	321	.349	47	143	.329	78	105	.743	24	94	118	3.8	73	2	133	75	7	50	349	11.3
<b>TOTAL</b>	<b>88</b>	<b>84</b>	<b>2818</b>	<b>32.0</b>	<b>241</b>	<b>692</b>	<b>.348</b>	<b>70</b>	<b>222</b>	<b>.315</b>	<b>215</b>	<b>304</b>	<b>.707</b>	<b>65</b>	<b>202</b>	<b>267</b>	<b>3.0</b>	<b>201</b>	<b>7</b>	<b>363</b>	<b>196</b>	<b>21</b>	<b>153</b>	<b>767</b>	<b>8.7</b>

# PLAYER PROFILES



## Career HIGHS

### Points

22 at UNC Wilmington, 2-2-06  
22 at Delaware, 2-26-05

### Rebounds

10 at UNC Wilmington, 2-2-06

### Assists

11 vs. Old Dominion, 12-10-05

### Steals

7 vs. William & Mary, 2-23-06

### 3-Pt FG

6 at Towson, 2-4-06

## Mason's Game-by-Game Statistics, 2005-06

Opponent	Min	FG	3PT	FT	Reb	PF	A	TO	Bk	St.	Pts
Princeton	40	4-7	0-1	2-4	3	0	5	3	1	2	10
Sam Houston	35	6-10	1-5	5-9	5	3	7	2	0	3	18
Rider	37	3-9	3-8	9-10	1	2	7	1	0	1	18
Duke	36	5-15	1-5	4-7	7	4	5	2	1	1	15
UCLA	35	4-12	1-3	4-4	4	4	2	3	0	1	13
Penn	33	2-7	1-1	1-2	3	2	2	5	0	1	6
Saint Joseph's	38	5-12	4-8	2-2	1	2	2	3	0	2	16
La Salle	37	3-9	1-3	0-0	1	4	6	4	0	1	7
James Madison	39	2-7	0-2	2-4	3	2	5	1	1	2	6
Old Dominion	35	2-10	2-4	1-1	4	3	11	1	0	1	7
Fairleigh Dickinson	38	3-8	1-2	1-3	3	0	3	2	0	0	8
Ball State	24	4-9	1-3	4-4	2	4	2	2	2	2	13
Monmouth	36	2-7	1-4	1-2	6	3	3	6	0	1	6
William and Mary	33	3-8	1-4	4-4	5	2	2	4	0	1	11
VCU	32	3-12	0-3	0-0	1	2	0	4	0	0	6
UNC Wilmington	40	5-16	2-9	0-0	5	5	5	5	0	0	12
Northeastern	38	3-7	2-4	0-0	2	3	8	0	0	0	8
Georgia State	29	2-7	2-3	0-0	4	1	2	0	0	3	6
Delaware	33	2-10	0-4	3-4	6	1	2	3	0	0	7
Towson	33	5-13	3-8	0-1	3	5	5	1	1	2	13
Old Dominion	38	3-9	2-5	0-0	4	1	8	1	0	2	8
Hofstra	45	6-13	1-6	6-8	6	4	6	3	0	1	19
UNC Wilmington	35	7-16	2-8	6-9	10	2	1	1	0	0	21
Towson	39	6-19	6-14	3-4	2	0	6	2	1	1	22
Northeastern	33	0-4	0-2	2-2	5	2	6	1	0	1	2
Delaware	36	4-15	2-4	10-10	4	4	3	4	0	1	20
George Mason	38	3-10	0-3	0-0	2	1	2	0	0	3	6
Vermont	33	6-8	3-4	0-0	2	3	7	4	0	3	15
William and Mary	35	2-10	1-4	1-2	6	0	4	1	0	7	14
Hofstra	40	3-9	2-5	6-8	4	2	3	1	0	5	14
Delaware	37	4-13	1-4	1-1	4	2	3	5	0	2	10



# Dominick #23 MEJIA

Guard, Senior, 6-4, 200 • Voorhees, N.J./Eastern/North Carolina State

# PLAYER PROFILES

*One of the top offensive players returning in the CAA...is eighth on the Drexel career three-point list with 143 in only 53 games...finished in the CAA's top 10 in four different offensive categories as a junior.*

## 2005-06

Set a Drexel record with 92 three-pointers...led the CAA and was 34th in the nation in three-pointers per game (3.0)...led the team and was seventh in the league with 15.3 points per game...led the club and was second in the CAA in free-throw percentage (.839)...averaged 17.3 points in CAA games...drained at least four three-pointers in 15 games...had a career-high 34 points at Old Dominion and made six treys...had 20 or more points eight times and reached double figures 23 times...ranks fourth on the school's career three-point percentage list (.402)...scored 26 points on 9-for-13 shooting with five treys vs. Northeastern...had a career-best seven assists vs. Towson...named the CAA Player of the Week after scoring 27 points vs. ODU and 21 against JMU...nailed seven three-pointers against ODU...was 10-for-12 from the line vs. JMU and had six boards...poured in 25 points and grabbed six rebounds in NIT Season Tip-Off vs. No. 1 Duke...scored 24 points at VCU and 21 at Northeastern...had 23 points at Delaware...had 18 points against both Monmouth and Georgia State...led the team with 17 points vs. Delaware and 14 points vs. Ball State...handed out six assists against La Salle...had 19 points in just 22 minutes against Rider...opened the year with 18 points at Princeton and had six rebounds.

## 2004-05

A transfer from North Carolina State who made an immediate impact...led the CAA in three-point percentage (.472)...shot 51-for-108 from long range...led Drexel in scoring three times...

scored in double figures 12 times in his first season...had 17 points, six rebounds and had four three-pointers in the NIT at Buffalo...had 14 points and three treys in CAA Tournament vs. Hofstra...was 5-for-5 from the floor and made all four of his three-point attempts in win at William & Mary...tied a season-high with 23 points on 7-for-11 shooting and had five treys at George Mason...poured in 22 points at Hofstra...scored the game-tying three-pointer with 1:04 to play and scored the game-winner in OT...shot 5-for-6 from behind the arc in that game...had 23 points in only 19 minutes against Monmouth with seven three-pointers...scored 12 points against both James Madison and UNCW...scored 11 points off the bench and had two steals vs. Old Dominion...had 11 points, all in the first half, at VCU and was 6-for-6 from the line...also had 11 points in his first career start against William & Mary...averaged 10.2 points per game.

## Background

Came to Drexel after transferring from N.C. State...appeared in 16 games as a freshman, averaging 1.9 points...shot .889 from the free-throw line and .300 from long-range...graduated from Eastern Regional High School where he played under Dave Allen...was named First Team All-South Jersey by the Philadelphia Inquirer and Second Team All-Area...son of Rapheal and Gay Mejia...born in New Orleans, La...majoring in sociology.

## MEJIA'S CAREER STATISTICS

Year	GP	GS	Min	Avg	FG	FGA	Pct	3FG	FGA	Pct	FT	FTA	Pct	Off	Def	Tot	Avg	PF	FO	Ast	TO	Blk	Stl	Pts	Avg
2004-05	22	1	369	16.8	73	167	.437	51	108	.472	27	34	.794	12	38	50	2.3	29	0	24	31	1	14	224	10.2
2005-06	31	30	981	31.6	152	410	.371	92	248	.371	78	93	.839	21	85	106	3.4	49	1	70	81	5	35	474	15.3
<b>TOTAL</b>	<b>53</b>	<b>31</b>	<b>1350</b>	<b>25.5</b>	<b>225</b>	<b>577</b>	<b>.390</b>	<b>143</b>	<b>356</b>	<b>.402</b>	<b>105</b>	<b>127</b>	<b>.827</b>	<b>33</b>	<b>123</b>	<b>156</b>	<b>2.9</b>	<b>78</b>	<b>1</b>	<b>94</b>	<b>112</b>	<b>6</b>	<b>49</b>	<b>698</b>	<b>13.2</b>

# PLAYER PROFILES



## Career HIGHS

Points

34 at Old Dominion, 1-26-06

Rebounds

6 vs. seven opponents

Assists

7 vs. Towson, 1-23-06

Steals

4 vs. Delaware (CAA), 3-3-06

3-Pt FG

7 vs. Old Dominion, 1-26-06

7 vs. Monmouth, 12-28-04

## Mejia's Game-by-Game Statistics, 2005-06

Opponent	Min	FG	3PT	FT	Reb	PF	A	TO	Bk	St.	Pts
Princeton	36	5-16	4-11	4-4	6	0	2	4	0	1	18
Sam Houston	32	5-13	1-6	2-3	2	0	5	2	0	3	13
Rider	22	6-12	4-9	3-3	4	1	4	2	0	1	19
Duke	37	9-21	4-11	3-3	6	2	3	4	0	1	25
UCLA	33	1-8	0-3	0-0	1	2	2	3	0	0	2
Penn	32	4-14	1-8	5-8	1	5	4	2	0	0	14
Saint Joseph's	17	3-7	1-4	1-1	0	2	0	3	0	1	8
La Salle	34	4-12	1-5	0-0	1	1	6	3	1	1	9
James Madison	30	4-12	3-9	10-12	6	2	1	4	1	1	21
Old Dominion	32	9-19	7-12	2-2	4	2	1	3	0	0	27
Fairleigh Dickinson	28	3-13	2-9	2-3	5	1	3	2	0	1	10
Ball State	25	5-9	4-8	0-0	3	2	2	4	0	0	14
Monmouth	35	4-9	4-7	6-6	3	0	1	4	0	3	18
William and Mary	25	2-10	1-8	0-0	4	0	0	5	0	0	5
VCU	36	8-15	4-7	4-4	3	2	0	0	0	0	24
UNC Wilmington	31	5-15	4-11	0-0	3	1	5	4	0	0	14
Northeastern	33	8-16	4-8	1-2	6	3	0	3	0	2	21
Georgia State	32	6-15	5-8	1-2	3	1	5	0	0	1	18
Delaware	35	4-15	4-9	5-6	5	0	2	5	0	2	17
Towson	38	2-10	2-7	0-0	5	2	7	0	0	3	6
Old Dominion	39	8-16	6-12	12-14	0	3	1	3	0	0	34
Hofstra	28	4-9	2-4	0-0	3	3	2	2	0	0	10
UNC Wilmington	35	4-13	4-10	3-4	4	2	1	2	0	0	15
Towson	31	3-14	3-10	0-0	3	3	0	2	0	2	9
Northeastern	34	9-13	5-7	3-3	6	1	5	1	1	0	26
Delaware	37	8-22	1-7	6-6	6	3	1	0	1	1	23
George Mason	29	5-13	3-9	0-0	0	0	0	3	0	0	13
Vermont	29	1-10	0-5	2-2	3	1	0	2	0	2	4
William and Mary	34	5-15	4-13	2-2	3	0	0	2	1	3	16
Hofstra	24	4-11	3-7	1-2	1	2	4	3	0	2	12
Delaware	38	4-13	1-4	0-1	6	2	3	4	0	4	9



# Matt #44 STEVENSON

Forward, Senior, 6-7, 235 • Towson, Md./Loch Raven

# PLAYER PROFILES

*One of Drexel's four seniors...  
has proven to be a valuable reserve in his time in University City...  
has become a more consistent outside shooter over the last few seasons.*

## 2005-06

A junior who played in 23 games...had a career night vs. Hofstra...notched career-highs of 15 points and seven rebounds in the game and was 6-for-7 from the floor, including 3-for-3 from behind the arc...grabbed three boards in 10 minutes at ODU... scored eight points on 4-for-5 shooting against William & Mary...played eight minutes against Towson and had two points...also had two points against W&M and Northeastern... had a key three-pointer in win at FDU...had three points and two rebounds in 13 minutes in the game...averaged 1.7 points and 1.0 rebounds.

## 2004-05

Played in 20 games...started on two occasions (Seton Hall and Monmouth)...had eight points against both Old Dominion and Rider...scored five points and had four rebounds in 39 minutes against Seton Hall...had a season-high six rebounds at Delaware...scored a big basket on a put-back down the stretch in win at VCU...chipped in with five points and four rebounds in win vs. Saint Joseph's...had four points and a block vs. William & Mary...scored two points and grabbed a rebound in four minutes vs. JMU...snared three boards at ODU...averaged 2.1 points and 1.9 rebounds.

## 2003-04

Appeared in seven games for the Dragons...scored three points, grabbed a rebound and had a steal vs. Towson...played four important minutes in win at William & Mary when Sean Brooks was injured and Crawford was in foul trouble...scored his first career points vs. Hartford and also had a bucket vs. Florida International...was 1-for-2 from the line vs. Hofstra...shot .300 from the floor (3-for-10)...had a steal vs. Saint Joseph's and a rebound vs. George Mason.


## Background

A First Team All-City and All-County player at Loch Raven High School as a senior...played for Head Coach David Kreller and averaged 28 points and 12 rebounds per game as a senior... named All-Baltimore Catholic League and All-County...participated in the Baltimore City-County All-Star Game and the Charm City Challenge...played for three seasons at Towson Catholic, where he was a teammate of Carmelo Anthony of the Denver Nuggets...son of Bill and Belinda Fadely...one of five children...majoring in business administration.

### STEVENSON'S CAREER STATISTICS

Year	GP	GS	Min	Avg	FG	FGA	Pct	3FG	FGA	Pct	FT	FTA	Pct	Off	Def	Tot	Avg	PF	FO	Ast	TO	Blk	Stl	Pts	Avg
2003-04	7	0	24	3.4	3	10	.300	0	1	.000	2	4	.500	1	1	2	0.3	5	0	0	3	0	2	8	1.1
2004-05	20	2	217	10.9	15	49	.306	3	14	.214	8	13	.615	14	23	37	1.9	27	0	3	5	4	5	41	2.1
2005-06	23	0	156	6.8	16	34	.471	5	11	.455	3	4	.750	8	16	24	1.0	24	1	0	4	1	2	40	1.7
<b>TOTAL</b>	<b>50</b>	<b>2</b>	<b>397</b>	<b>7.9</b>	<b>34</b>	<b>93</b>	<b>.366</b>	<b>8</b>	<b>26</b>	<b>.308</b>	<b>13</b>	<b>21</b>	<b>.619</b>	<b>23</b>	<b>40</b>	<b>63</b>	<b>1.3</b>	<b>56</b>	<b>1</b>	<b>3</b>	<b>12</b>	<b>5</b>	<b>9</b>	<b>89</b>	<b>1.8</b>

# PLAYER PROFILES



## Career HIGHS

Points

15 vs. Hofstra, 1-28-06

Rebounds

7 vs. Hofstra, 1-28-06

Assists

1 vs. three opponents

Steals

1 vs. nine opponents

3-Pt FG

3 vs. Hofstra, 1-28-06

## Stevenson's Game-by-Game Statistics, 2005-06

Opponent	Min	FG	3PT	FT	Reb	PF	A	TO	Bk	St.	Pts
Rider	5	0-0	0-0	0-0	1	1	0	0	0	0	0
Saint Joseph's	4	0-0	0-0	0-0	0	0	0	0	0	0	0
La Salle	1	0-1	0-0	0-0	0	0	0	0	0	0	0
James Madison	4	0-1	0-0	0-0	1	0	0	0	0	0	0
Old Dominion	4	0-0	0-0	0-0	1	0	0	0	0	0	0
Fairleigh Dickinson	13	1-2	1-1	0-0	2	3	0	1	0	0	3
Monmouth	2	0-2	0-0	0-0	0	1	0	0	0	0	0
William and Mary	7	1-3	0-1	0-0	0	1	0	1	0	0	2
UNC Wilmington	1	0-0	0-0	0-0	0	1	0	0	0	0	0
Northeastern	6	0-0	0-0	0-0	0	0	0	0	1	0	0
Georgia State	2	0-0	0-0	0-0	0	0	0	0	0	0	0
Towson	8	1-4	0-1	0-0	0	0	0	0	0	0	2
Old Dominion	10	0-1	0-0	0-0	3	5	0	0	0	0	0
Hofstra	28	6-7	3-3	0-0	7	3	0	0	0	1	15
UNC Wilmington	10	1-2	0-1	0-0	1	0	0	0	0	0	2
Towson	10	1-3	0-0	0-0	1	1	0	0	0	1	2
Northeastern	3	0-0	0-0	2-2	0	1	0	0	0	0	2
Delaware	6	1-1	1-1	0-0	1	2	0	0	0	0	3
George Mason	6	0-1	0-0	0-0	2	0	0	0	0	0	0
Vermont	6	0-0	0-0	0-0	1	0	0	0	0	0	0
William and Mary	13	4-5	0-0	0-0	1	3	0	1	0	0	8
Hofstra	1	0-0	0-0	1-2	1	0	0	0	0	0	1
Delaware	6	0-1	0-0	0-0	1	2	0	1	0	0	0



# Frank #15 **ELEGAR**

Center, Junior, 6-9, 220 • Bronx, N.Y./St. Raymond's

# PLAYER PROFILES

*A returning starter for Drexel in the frontcourt...  
had a breakout season last year after seeing limited time as a freshman...  
is third in blocked shots and fifth in rebounding among returning players in the CAA.*

## 2005-06

A sophomore who played in 30 games and started 25...led Drexel with 15 points in regular-season finale at Hofstra...came off the bench to score 17 points on 7-for-8 shooting vs. William & Mary...grabbed 12 boards off the bench vs. Vermont...scored in double figures 17 times this...averaged 11.1 points per game... tied for fifth in the CAA in blocked shots and was 12th in rebounding with 6.8 per game...scored 16 points and had nine rebounds in win vs. Northeastern...had 18 of his career-high 20 points in the second half vs. Towson...had 18 in the return game at Towson...scored 11 of his 13 points in the second half vs. Georgia State...tallied 15 points and had four blocks vs. UNCW...had a game-high 17 points on 7-for-7 shooting and had six boards at W&M...grabbed 11 rebounds at Monmouth...had his fourth double-double of the year with 10 points and 11 boards against Ball State...scored 10 points and had seven boards at FDU...played just 17 minutes due to foul trouble...had 12 points in the win vs. JMU...had three straight double-doubles prior to JMU...posted 18 points and 13 rebounds against La Salle...had 13 points and 10 caroms vs. Saint Joseph's...scored 17 points and had 10 rebounds vs. Penn...tallied 13 points on 6-for-11 shooting against UCLA...had 12 points, seven caroms and three blocked shots vs. Sam Houston...had 12 points and was 6-for-6 from the line vs. Rider... finished the season shooting .457 from the floor.

## 2004-05

Played in 15 games as a rookie...shot 10-for-13 (.769) in limited duty...grabbed four rebounds in eight minutes against Buffalo in the NIT...had three points and a rebound in win at Towson... played 14 minutes against Monmouth and responded with six points and four rebounds (all offensive), both season-highs... scored four points on 2-for-2 shooting against William & Mary... contributed against Delaware with a put-back and a block...had two points at Lafayette, against Delaware and vs. JMU...played eight minutes vs. Penn...recorded 12 of his 14 rebounds on the offensive end.


## Background

Played his high school ball under Oliver Antigua at St. Raymond's in the Bronx...was a member of two city championship teams and a team ranked in the top 25 nationally...an Honorable Mention All-City selection...averaged just over six points and six rebounds per game...received academic honors at St. Raymond's as a senior...son of Corrine Elegar...has two brothers, Henry and Brian...majoring in sport management.

### ELEGAR'S CAREER STATISTICS

Year	GP	GS	Min	Avg	FG	FGA	Pct	3FG	FGA	Pct	FT	FTA	Pct	Off	Def	Tot	Avg	PF	FO	Ast	TO	Blk	Stl	Pts	Avg
2004-05	15	0	69	4.6	10	13	.769	0	0	.000	1	4	.250	12	4	16	1.1	17	0	0	5	3	1	21	1.4
2005-06	30	25	823	27.4	117	256	.457	0	1	.000	100	151	.662	73	130	203	6.8	95	4	23	57	38	28	334	11.1
<b>TOTAL</b>	<b>45</b>	<b>25</b>	<b>892</b>	<b>19.8</b>	<b>127</b>	<b>269</b>	<b>.472</b>	<b>0</b>	<b>1</b>	<b>.000</b>	<b>101</b>	<b>155</b>	<b>.652</b>	<b>85</b>	<b>134</b>	<b>219</b>	<b>4.9</b>	<b>112</b>	<b>4</b>	<b>23</b>	<b>62</b>	<b>41</b>	<b>29</b>	<b>355</b>	<b>7.9</b>

# PLAYER PROFILES



## Career HIGHS

Points

20 vs. Towson, 1-23-06

Rebounds

13 vs. La Salle, 12-3-05

Assists

4 at Northeastern, 1-14-06

Steals


3 vs. Towson, 1-23-06

Blocks

4 vs. two opponents

## Elegar's Game-by-Game Statistics, 2005-06

Opponent	Min	FG	3PT	FT	Reb	PF	A	TO	Bk	St.	Pts
Princeton	19	2-2	0-0	2-2	3	2	0	1	1	0	6
Sam Houston	27	4-7	0-0	4-4	7	4	0	1	3	1	12
Rider	22	3-6	0-0	6-6	4	3	0	1	0	2	12
Duke	23	3-9	0-0	0-0	3	3	0	0	0	1	6
UCLA	35	6-11	0-0	1-2	5	1	2	1	1	1	13
Penn	31	5-15	0-0	7-8	10	3	0	3	2	1	17
Saint Joseph's	31	4-10	0-0	5-10	10	3	1	2	0	2	13
La Salle	35	8-16	0-0	2-3	13	3	0	3	0	1	18
James Madison	26	4-7	0-0	4-6	2	4	0	2	1	1	12
Old Dominion	12	0-3	0-0	0-0	2	3	0	1	0	0	0
Fairleigh Dickinson	17	4-9	0-0	2-3	7	4	0	2	0	1	10
Ball State	33	3-8	0-0	4-6	11	2	0	4	4	2	10
Monmouth	36	2-7	0-0	3-4	11	2	3	3	2	0	7
William and Mary	32	7-7	0-0	3-6	6	4	0	2	0	0	17
VCU	32	2-4	0-0	5-9	8	2	0	1	0	0	9
UNC Wilmington	37	5-6	0-0	5-6	4	3	2	1	4	0	15
Northeastern	37	3-15	0-0	1-2	7	5	4	3	1	2	7
Georgia State	26	5-6	0-0	3-5	4	3	3	3	2	1	13
Delaware	36	3-8	0-0	2-2	7	2	2	4	3	2	8
Towson	27	7-13	0-0	6-7	7	3	0	1	0	3	20
Old Dominion	20	2-8	0-0	1-5	4	5	1	1	1	0	5
UNC Wilmington	22	1-4	0-0	4-7	9	4	0	2	1	0	6
Towson	24	7-15	0-1	4-6	6	5	1	1	3	1	18
Northeastern	26	7-16	0-0	2-4	9	3	0	1	3	2	16
Delaware	18	1-2	0-0	4-4	6	2	1	2	0	0	6
George Mason	34	3-12	0-0	3-4	7	3	0	3	2	0	9
Vermont	26	1-6	0-0	4-9	12	3	0	2	0	1	6
William and Mary	32	7-8	0-0	3-6	8	2	3	1	3	0	17
Hofstra	22	5-9	0-0	5-7	7	4	0	2	1	1	15
Delaware	25	3-7	0-0	5-8	4	5	0	3	0	1	11



# Randy #25 OVENEKE

Forward, Junior, 6-7, 220 • Antwerpen, Belgium/Saint-Anna

## PLAYER PROFILES

*A third-year player who made significant strides a year ago...  
a good medium-range shooter who can extend to the three-point line...  
has shown signs of becoming a consistent performer on the glass.*

### 2005-06

Drexel's starter at the forward spot...appeared in all 31 games...chipped in with four points and three rebounds in final game of the regular season at Hofstra...scored six points vs. Delaware...had a career-high eight points, four rebounds and two assists vs. Georgia State...scored seven points and had five boards at Northeastern...had seven points at FDU and grabbed five rebounds...recorded four points, three boards and a block against ODU...snared five rebounds in win vs. Northeastern...scored six points and had five rebounds against top-ranked Duke in 22 minutes of play...grabbed a career-best 14 rebounds in his first career start against Princeton, when he played 36 minutes...had five rebounds vs. Penn...averaged 2.5 points and 2.8 rebounds.

### 2004-05

Moved into Coach Flint's rotation late in the season...scored four points and had a season-high six rebounds in win at Towson...played 20 minutes in the game...nailed a three-pointer in win vs. Delaware...also had a three-pointer and two rebounds in 14 minutes vs. Mason...played 18 minutes in win at Ball State...

grabbed two rebounds and did a good job defensively... appeared in 13 games...made his first career three-pointer at ODU...scored on a jumper and had a rebound in win vs. Madison...had two points and four rebounds in win vs. Monmouth...played seven minutes in the loss at Penn...grabbed a rebound and handed out an assist...had one rebound at William & Mary and vs. Towson.


### Background

Arrived in the United States after growing up in Belgium...played on the high school championship team with Saint Anna in Belgium...was the leading scorer in the city of Aartselaar, when he averaged 27.5 points and 14 rebounds as a senior...played center and both forward spots in high school...has only been playing organized basketball since 1997...is one of six children... son of Ibeyame Marthe and Jerome Kinga Oveneke...majoring in international area studies.

### OVENEKE'S CAREER STATISTICS

Year	GP	GS	Min	Avg	FG	FGA	Pct	3FG	FGA	Pct	FT	FTA	Pct	Off	Def	Tot	Avg	PF	FO	Ast	TO	Blk	Stl	Pts	Avg
2004-05	13	0	96	7.4	7	14	.500	3	7	.429	0	4	.000	8	13	21	1.6	7	0	1	1	1	1	17	1.3
2005-06	31	25	549	17.7	32	92	.348	1	10	.100	14	21	.667	31	57	88	2.8	62	0	12	28	3	4	79	2.5
<b>TOTAL</b>	<b>44</b>	<b>25</b>	<b>645</b>	<b>14.7</b>	<b>39</b>	<b>106</b>	<b>.368</b>	<b>4</b>	<b>17</b>	<b>.235</b>	<b>14</b>	<b>25</b>	<b>.560</b>	<b>39</b>	<b>70</b>	<b>109</b>	<b>2.5</b>	<b>69</b>	<b>0</b>	<b>13</b>	<b>29</b>	<b>4</b>	<b>5</b>	<b>96</b>	<b>2.2</b>

# PLAYER PROFILES



## Career HIGHS

Points

8 vs. Georgia State, 1-19-06

Rebounds

14 at Princeton, 11-14-05

Assists

2 vs. Georgia State, 1-19-06

Steals

1 vs. five opponents

Blocks

1 vs. four opponents

## Oveneke's Game-by-Game Statistics, 2005-06

Opponent	Min	FG	3PT	FT	Reb	PF	A	TO	Bk	St.	Pts
Princeton	36	1-4	0-0	3-4	14	1	0	2	0	0	5
Sam Houston	22	1-3	0-0	0-0	5	4	1	1	1	0	2
Rider	21	0-2	0-0	0-0	0	2	1	1	0	1	0
Duke	22	3-4	0-1	0-0	5	3	0	0	0	0	6
UCLA	14	1-3	0-1	2-2	0	3	1	2	0	1	4
Penn	20	0-3	0-0	0-0	5	3	0	0	0	0	0
Saint Joseph's	10	0-1	0-0	0-0	2	0	1	0	0	0	0
La Salle	20	1-5	0-1	0-0	1	0	0	0	0	0	2
James Madison	17	0-0	0-0	0-0	3	2	0	5	1	0	0
Old Dominion	28	1-5	0-1	2-2	3	4	0	1	1	0	4
Fairleigh Dickinson	20	3-5	0-0	1-2	5	4	1	1	0	0	7
Ball State	18	1-2	0-0	1-2	0	1	1	0	0	0	3
Monmouth	18	1-3	0-0	0-0	1	1	1	0	0	0	2
William and Mary	12	0-0	0-0	0-0	1	2	0	1	0	0	0
VCU	17	0-1	0-0	1-2	3	3	0	0	0	0	1
UNC Wilmington	15	0-2	0-0	0-0	2	0	0	0	0	1	0
Northeastern	22	3-4	0-0	1-2	5	1	0	0	0	0	7
Georgia State	21	4-6	0-0	0-0	4	3	2	1	0	0	8
Delaware	19	3-5	0-0	0-0	2	3	0	1	0	0	6
Towson	15	1-2	0-0	0-0	3	0	0	0	0	0	2
Old Dominion	17	0-3	0-2	0-0	1	4	1	3	0	0	0
Hofstra	14	1-4	0-0	2-2	3	2	1	1	0	0	4
UNC Wilmington	16	1-2	1-1	0-1	2	2	0	2	0	0	3
Towson	13	1-2	0-0	1-2	2	2	0	1	0	1	3
Northeastern	24	1-7	0-0	0-0	5	2	0	0	0	0	2
Delaware	18	2-4	0-0	0-0	4	4	0	0	0	0	4
George Mason	6	0-2	0-0	0-0	2	2	0	2	0	0	0
Vermont	9	0-2	0-1	0-0	1	2	0	0	0	0	0
William and Mary	13	0-0	0-0	0-0	1	2	0	0	0	0	0
Hofstra	18	2-3	0-0	0-0	3	0	1	0	0	0	4
Delaware	14	0-3	0-2	0-0	0	0	0	1	0	0	0



# Tramayne #0 HAWTHORNE

Guard, Sophomore, 6-0, 175 • Steelton, Pa./Steelton-Highspire

# PLAYER PROFILES

*Found his way into Coach Flint's rotation in the backcourt towards the end of the year...can play both guard positions... should battle for even more minutes as a sophomore.*

## 2005-06

A freshman who has appeared in 20 games...was a key in Drexel's comeback attempt at Hofstra...scored five of his career-high eight points in the final 1:40...scored four points and had three boards vs. William & Mary...played a career-high 21 minutes vs. Vermont and had four points, three rebounds and two assists...scored three points, grabbed two boards and had two assists at Delaware...made his debut vs. Sam Houston State...played 11 minutes and had five points, including a three-pointer...also had a steal and an assist...grabbed three rebounds and had two assists at Towson...had a three-pointer vs. Rider...played four minutes vs. Duke...chipped in with two points and two rebounds against ODU...picked up two steals against Saint Joseph's...averaged 1.5 points and picked up 10 assists.

## Background


Scored 2,033 points in his high-school career at Steelton-Highspire...is the third-leading scorer in school history...teamed with Tristan Crawford to become the first teammates to score 2,000 points each in their careers...both players were featured in *Sports Illustrated's* "Faces in the Crowd"...named First Team All-State as both a junior and a senior...played on the Pennsylvania AAA State Championship team as a senior...was the Dauphin County Player of the Year in 2005...son of Stacy and Mark Hawthorne...majoring in sport management.



## HAWTHORNE'S CAREER STATISTICS

Year	GP	GS	Min	Avg	FG	FGA	Pct	3FG	FGA	Pct	FT	FTA	Pct	Off	Def	Tot	Avg	PF	FO	Ast	TO	Blk	Stl	Pts	Avg
2005-06	20	0	121	6.1	10	27	.370	4	20	.200	6	11	.545	5	15	20	1.0	12	0	10	6	0	8	30	1.5

# PLAYER PROFILES



## Career HIGHS

Points

8 at Hofstra, 2-25-06

Rebounds

3 vs. four opponents

Assists

2 vs. three opponents

Steals

2 vs. two opponents


3-Pt. FG

1 vs. four opponents

## Hawthorne's Game-by-Game Statistics, 2005-06

Opponent	Min	FG	3PT	FT	Reb	PF	A	TO	Bk	St.	Pts
Sam Houston	11	2-5	1-4	0-1	0	1	1	1	0	1	5
Rider	4	1-1	1-1	0-0	0	1	0	0	0	0	3
Duke	4	0-0	0-0	0-0	0	0	0	0	0	0	0
UCLA	7	0-2	0-2	0-0	3	0	1	1	0	0	0
Penn	10	0-0	0-0	0-0	2	0	0	0	0	0	0
Saint Joseph's	2	0-0	0-0	0-0	0	0	0	2	0	2	0
La Salle	3	0-0	0-0	0-0	1	0	0	1	0	0	0
James Madison	1	0-0	0-0	1-2	1	1	0	0	0	0	1
Old Dominion	7	1-3	0-2	0-0	2	1	0	0	0	0	2
Ball State	1	0-0	0-0	0-0	0	0	0	0	0	0	0
Georgia State	1	0-0	0-0	0-0	0	0	0	1	0	1	0
UNC Wilmington	1	0-1	0-1	0-0	0	0	0	0	0	0	0
Towson	9	0-3	0-3	0-0	3	1	2	0	0	1	0
Northeastern	2	0-0	0-0	0-0	0	0	0	0	0	0	0
Delaware	13	1-2	0-0	1-2	2	2	2	0	0	1	3
George Mason	2	0-1	0-1	0-0	0	1	0	0	0	0	0
Vermont	21	1-3	0-2	2-3	3	3	2	0	0	1	4
William and Mary	13	1-2	1-2	1-2	3	0	1	0	0	0	4
Hofstra	6	3-4	1-2	1-1	0	1	1	0	0	1	8
Delaware	3	0-0	0-0	0-0	0	0	0	0	0	0	0





# Scott #3 RODGERS

Guard, Sophomore, 6-3, 205 • Philadelphia, Pa./Central

## PLAYER PROFILES

*A second-year player who can play a number of positions... could compete for minutes on the wing and may also serve as a reserve at the point*

### 2005-06

Appeared in the last 25 games, all off the bench...saw most of his time at the point as a rookie...had a career-best 10 points and five rebounds at Mason...recorded nine points and a career-high 10 rebounds at Towson...scored seven points and had three assists in win vs. Northeastern...had four points and two rebounds at UNCW...had two assists vs. Hofstra...was 4-for-4 from the line in the final 16 seconds in the win against Towson...scored five points against both Georgia State and Delaware...played 14 minutes, had two points and a steal against VCU...had three assists vs. Ball State...scored eight points, made two treys and had four rebounds against La Salle in 23 minutes...made his debut against Saint Joseph's and had a three-pointer and three assists against the Hawks...averaged 2.7 points and 1.2 rebounds.

### Background

Led Central High to its first Public League title since 1932...was the Pennsylvania State Player of the Year as a senior...was also named the Philadelphia Public League's Player of the Year...led his team by averaging 24 points, six rebounds, four assists and four steals as a senior...finished his career with 1,292 points, the highest total ever at Central...was also a tight end on the football team...son of Ruth Rodgers...majoring in communications.



### RODGERS' CAREER STATISTICS

Year	GP	GS	Min	Avg	FG	FGA	Pct	3FG	FGA	Pct	FT	FTA	Pct	Off	Def	Tot	Avg	PF	FO	Ast	TO	Blk	Stl	Pts	Avg
2005-06	25	0	296	11.8	22	68	.324	6	24	.250	17	25	.680	7	24	31	1.2	37	2	24	30	2	9	67	2.7

# PLAYER PROFILES



## Career HIGHS

Points

10 at George Mason, 2-15-06

Rebounds

10 at Towson, 2-4-06

Assists

3 vs. five opponents

Steals

1 vs. nine opponents

## Rodger's Game-by-Game Statistics, 2005-06

Opponent	Min	FG	3PT	FT	Reb	PF	A	TO	Bk	St.	Pts
Saint Joseph's	12	1-3	1-2	0-0	0	5	3	0	0	0	3
La Salle	23	3-6	2-3	0-0	4	3	1	1	0	1	8
James Madison	5	0-2	0-1	0-0	0	1	0	0	0	0	0
Old Dominion	1	0-0	0-0	0-0	1	0	0	0	0	0	0
Fairleigh Dickinson	4	0-0	0-0	0-0	0	1	0	1	0	0	0
Ball State	16	0-2	0-2	0-0	0	2	3	3	0	1	0
Monmouth	7	0-1	0-0	0-0	1	0	1	2	0	0	0
William and Mary	7	0-0	0-0	0-0	0	0	1	2	0	0	0
VCU	14	1-3	0-0	0-0	0	2	1	2	0	1	2
UNC Wilmington	7	0-2	0-2	2-4	0	0	1	1	0	0	2
Northeastern	4	1-1	0-0	0-0	2	0	0	0	0	1	2
Georgia State	17	2-6	1-2	0-0	1	1	0	0	0	0	5
Delaware	12	2-4	0-1	1-2	0	2	1	1	0	0	5
Towson	8	0-2	0-0	4-4	0	0	0	0	0	0	4
Old Dominion	5	0-0	0-0	0-0	0	0	0	0	0	0	0
Hofstra	18	0-0	0-0	0-0	0	2	2	2	1	0	0
UNC Wilmington	17	0-1	0-1	4-6	2	1	1	2	0	0	4
Towson	25	2-6	1-2	4-5	10	5	3	5	0	1	9
Northeastern	17	3-5	1-2	0-0	2	2	3	2	0	1	7
Delaware	11	0-1	0-1	0-0	2	0	0	1	0	0	0
George Mason	24	5-12	0-1	0-0	5	0	0	1	0	1	10
Vermont	5	0-2	0-2	0-0	0	0	0	1	0	0	0
William and Mary	3	0-0	0-0	0-0	0	1	0	2	0	0	0
Hofstra	22	1-5	0-1	1-2	0	4	3	2	1	1	3
Delaware	12	1-4	0-1	1-2	1	3	1	1	0	0	3



# Kenny #42 TRIBBETT

Forward, Redshirt-Freshman, 6-9, 240 • Berlin, N.J./Chester (Pa.)

*A promising recruit who redshirted last year...  
could come in and compete for minutes in the post...  
gives the Dragons another physical presence in the middle.*

## PLAYER PROFILES

### 2005-06

Appeared in two games before missing time with injuries and illness...did not appear in another game after Old Dominion and was granted a medical redshirt...had one minute of time at Penn and against Old Dominion.

### Background

A highly-recruited forward out of nearby Chester High School...ranked the 92nd best senior in the

nation by Hoop Scoop Online...led Chester to the PIAA Class AAAA State Championship in 2005...played three seasons at Chester, and each year his team won the District Championship...averaged 10.8 points and 7.6 rebounds per contest as a senior...also averaged 2.5 blocks per game...a First Team All-Delaware County selection as a senior...accepted into the National Honor Society and was the Rotary Club Student of the Month...son of Donna Tribbett...majoring in international area studies.



### TRIBBETT'S CAREER STATISTICS

Year	GP	GS	Min	Avg	FG	FGA	Pct	3FG	FGA	Pct	FT	FTA	Pct	Off	Def	Tot	Avg	PF	FO	Ast	TO	Blk	Stl	Pts	Avg
2005-06	2	0	2	1.0	0	0	.000	0	0	.000	0	0	.000	0	0	0	0.0	0	0	0	0	0	0	0	0.0

# Evan **NEISLER**

Forward, Sophomore, 6-8, 210 • Raleigh, N.C./Boston College




## **Background**

A transfer from Boston College...will sit out this season due to NCAA transfer rules...appeared in eight games for a B.C. team that advanced to the Sweet Sixteen and won 28 games...played in a frontcourt that included Craig Smith, Jared Dudley and Sean Williams...his brother, Ross, graduated from Drexel

and played on the basketball team from 1995-99...averaged 18.2 points and 12.5 rebounds as a senior at Word of God Christian Academy, where he was the Team MVP...son of Anton and Debra Neisler...majoring in sociology.



PLAYER PROFILES



# Lance #34 **FEURTADO**

Guard, Freshman, 6-5, 195 • Uniondale, N.Y./Uniondale

# PLAYER PROFILES

### Background


A wing player who was a three-year letterwinner at Uniondale High School...named team MVP and was the Nassau County Player of the Year as a senior, when he averaged 17 points and six rebounds... played on three Nassau County championship teams and on two Long Island title winners...

named First Team All-Long Island by Newsday... nailed four three-pointers in one half in a state semi-final game...a two-year starter...played for Tom Diana at Uniondale...son of Tracey and Lance Feurtado, Sr...majoring in general humanities and social science.



# Yannick #13 **FORMBOR**

Forward, Freshman, 6-8, 240 • Roselle, N.J./St. Patrick's



## **Background**

A powerful big man who played for three seasons at St. Patrick's High School in Elizabeth, N.J... averaged 10 points, 12 rebounds and two blocks as a senior on a team that won the state championship for the second time in three years...St. Patrick's also

won the Tournament of Champions in his final year at the school...played for Kevin Boyle at St. Pat's... originally from Cameroon...son of Rae and Denise Miller... majoring in general humanities and social science.



PLAYER PROFILES



# Robert #12 **HAMPTON**

Guard, Freshman, 6-4, 195 • Queens, N.Y./Christ the King

# PLAYER PROFILES

## Background


A versatile first-year player who can play both small forward and the two-guard spot...led Christ the King to the New York City Catholic League finals...averaged a team-high 15.6 points per game and was named All-City...became the first player in Christ the King's history to be named First Team All-City in two

sports...he was also an All-City and All-League selection as a wide receiver on the football team...played for Bob Oliva at Christ the King...son of Rosemary and Toney Hampton, Sr...majoring in general humanities and social science.





# Jake #21 RAUCHBACH



Guard, Sr., 5-11, 170 • Chapel Hill, N.C./Pendleton



A fourth year walk-on...played in two games in 2005-06...played one minute vs. Northeastern... also saw two minutes of duty against George Mason...scored his only two points of his junior year on two free throws and had a rebound...played in three games as a sophomore...scored his first points of the year in win vs. James Madison...was 1-for-2 from the floor...played one minute vs. Monmouth... also played one minute against Towson...saw action in five games as a freshman and had his only basket against Florida International.

## Background

Attended the Pendleton School in Bradenton, Fla. after transferring from Mercersburg Academy in Pa...played on a nationally-ranked prep team at Pendleton with four other Division I players...a two-year starter at Pendleton and averaged 10 points and three assists per game...son of Ann and Marvin Rauchbach...has a younger sister named Leigh...majoring in business.



PLAYER PROFILES

## RAUCHBACH'S CAREER STATISTICS

Year	GP	GS	Min	Avg	FG	FGA	Pct	3FG	FGA	Pct	FT	FTA	Pct	Off	Def	Tot	Avg	PF	FO	Ast	TO	Blk	Stl	Pts	Avg
2003-04	5	0	6	1.2	1	1	1.000	0	0	.000	0	0	.000	0	0	0	0.0	3	0	0	1	0	0	2	0.4
2004-05	3	0	3	1.0	1	2	.500	0	0	.000	0	0	.000	0	0	0	0.0	1	0	0	1	0	0	2	0.7
2005-06	2	0	3	1.5	0	0	.000	0	0	.000	2	2	1.000	0	1	1	0.5	0	0	0	0	0	0	2	1.0
<b>TOTAL</b>	<b>10</b>	<b>0</b>	<b>12</b>	<b>1.2</b>	<b>2</b>	<b>3</b>	<b>.667</b>	<b>0</b>	<b>0</b>	<b>.000</b>	<b>2</b>	<b>2</b>	<b>1.000</b>	<b>0</b>	<b>1</b>	<b>1</b>	<b>0.1</b>	<b>4</b>	<b>0</b>	<b>0</b>	<b>2</b>	<b>0</b>	<b>0</b>	<b>6</b>	<b>0.6</b>



# Bobby #1 JORDAN

Guard, So., 6-0, 180 • Philadelphia, Pa./Roman Catholic

# PLAYER PROFILES



A walk-on now in his second season...appeared in his only game against Northeastern and made one of his two free-throw attempts...has yet to attempt a shot from the floor.

### Background

Played at nearby Roman Catholic High School...was a four-year starter at point guard...an All-Catholic League pick for three years and was a Markward Award winner...named to the All-Tournament Team at Kentucky King of the Bluegrass Tournament...son of Dan and Maureen Jordan...majoring in sport management.

### JORDAN'S CAREER STATISTICS

Year	GP	GS	Min	Avg	FG	FGA	Pct	3FG	FGA	Pct	FT	FTA	Pct	Off	Def	Tot	Avg	PF	FO	Ast	TO	Blk	Stl	Pts	Avg
2005	1	0	1	1.0	0	0	.000	0	0	.000	1	2	.500	0	0	0	0.0	0	0	0	0	0	0	1	1.0

# ATHLETIC ADMINISTRATION

## Johnson Bowie

SENIOR ASSOCIATE ATHLETIC DIRECTOR



Johnson Bowie has been a fixture in the Drexel Athletic Department for 34 years. He is currently the Senior Associate Athletic Director. Bowie oversees all of the University's intercollegiate facilities, which include the Daskalakis Athletic Center and the Vidas Field Complex. In addition, he is the sport administrator for wrestling. Bowie serves on the Faculty Senate Budget and Planning Committee at Drexel.

Bowie was the head coach of the Drexel men's soccer team from 1977-90. During his 14 seasons as the head coach, Bowie compiled a record of 127-89-16. His teams won the East Coast Conference championship on four occasions and he was named ECC Coach of the Year three times. He stepped down to become Drexel's Men's Athletic Director when the school had separate departments for men and women. When the two departments combined in 1995, he became the Associate Athletic Director.

Bowie, who also served as an assistant coach with the women's soccer team, is a native of Lutherville, Md. He graduated from Western Maryland College (now McDaniel) in 1971 and earned his master's degree at the school in 1974. Bowie lives in Boothwyn, Pa., with his wife, Gloria.

## Nick Gannon

SENIOR ASSOCIATE ATHLETIC DIRECTOR



Nick Gannon is in his eighth year at Drexel. He was promoted to senior associate athletic director after serving as an associate athletic director. Gannon oversees all of Drexel Athletics' business and administrative operations, the day-to-day operations of the department and administers several of Drexel's athletic teams. Gannon is also a member of the CAA's Competition and Finance Committees.

Gannon, a native of Springfield, Pa., started at Drexel in 1998 as the director of business operations. He was responsible for all of the department's financial records and budgetary procedures. Before his arrival in University City, Gannon served as the coordinator of football administration with the Philadelphia Eagles for three years. He handled the club's compliance with NFL player personnel rules and procedures, oversaw the player signing process in relation to the salary cap and prepared the team's scouting department budget among other duties.

While working at the Eagles, Gannon earned a master's degree in athletic administration from West Chester University in 1998. He attended the University of Virginia as an undergraduate and was a letterwinner as a goalie on the men's lacrosse team. He graduated with a degree in economics in 1992.

Gannon and his wife, Maureen, reside in Havertown, Pa. with their two daughters, Carly and Amy and their son, Kevin.

## Laura White

ASSOCIATE ATHLETIC DIRECTOR/SWA



Laura White assumed a permanent administrative role with the University in May of 1999 as an assistant director of athletics and the department's senior woman administrator. This summer, she was promoted to an associate director. She oversees NCAA rules compliance and eligibility, athletic training and the strength and conditioning departments. She is also the sport administrator for men's and women's tennis, men's and women's swimming, golf and softball. White

also serves on the CAA Women's Basketball Committee and Drexel University's Institutional Review Board.


Before entering administration, White was the head coach of the men's and women's tennis teams at Drexel. She posted 14 winning seasons as the head coach of the women's tennis program, including a school-record 12 victories in 1998-99, and was instrumental in bringing the men's team to a more competitive level after taking over that program in 1994. The 1992 North Atlantic Conference Coach of the Year stepped away from coaching with 150 combined victories between the programs including a 124-89 record in 16 seasons as the women's head coach.

White graduated from Ursinus College in 1982 with a degree in health and physical education. She was a four-year standout on the tennis team. She also received her MBA from Drexel in 1999.

White and her husband, Tony, live in Gladwyne, Pa., with their children Anthony and Jennifer.

## Dan Simmons

ASSOCIATE ATHLETIC DIRECTOR, RECREATION



Dan Simmons was promoted to associate athletic director at Drexel in 2005. He served as the assistant athletic director for recreation at Drexel for six years before being promoted. Simmons is responsible for the organization and direction of the University recreational sports program which includes intramurals, 26 club sports, exercise and fitness programs as well as oversight of the facilities available for Drexel students and campus community. Simmons is a member of the "Philadelphia City 6 Extramural Classic," an association of the recreation directors of the cities six Division I schools and the committee organizes five extramural opportunities per year for undergraduate students. He currently is the Chair of the NCAA Region II Post Graduate Scholarship Committee and serves as the sport administrator for the Drexel varsity men's and women's crew team.

Prior to his arrival at Drexel, Simmons was an assistant athletic director at Philadelphia College of Textile and Science. A 1992 graduate of Villanova University, Simmons has a degree in business administration. He received a master's degree in sport administration from Temple University in 1995.

## Jill Axel

ASSISTANT ATHLETIC DIRECTOR/EXTERNAL RELATIONS



Jill Axel is Drexel's Assistant Athletic Director for External Relations. She is in her seventh year at the school and was previously the Director of External Relations before being promoted. Axel's duties include overseeing the Drexel Athletic Club, fundraising, alumni relations and corporate sales among other duties. The external relations department also oversees event management for men's and women's basketball games.

Prior to her arrival at Drexel, Axel was the marketing manager for the Pittsburgh Steelers. Her responsibilities included selling sponsorship packages, servicing accounts and managing marketing activities. The Springfield Township native also worked in the Philadelphia Eagles Corporate Sales Department as the Corporate Services Supervisor and Marketing Assistant.

Axel graduated from the University of Colorado with a degree in journalism in 1992. After graduation, she went on to receive her master's degree in education from Temple University in 1994.

Axel and her husband, Sean, live in Devon, Pa., with their sons, Ben and Holden.

## Mike Tuberosa

ASSISTANT ATHLETIC DIRECTOR/COMMUNICATIONS



Mike Tuberosa is in his sixth year with the Drexel Athletic Department as the assistant athletic director for communications. He oversees the publicity of all of the Dragons' athletic teams, the department web site and the publications produced by the department. Tuberosa is the primary contact for the men's basketball, men's lacrosse and golf teams.

Before coming to Drexel, Tuberosa was the sports information director at Georgetown University. While at Georgetown, he was the primary contact for the nationally-ranked men's lacrosse team in addition to the football, soccer and women's basketball team. Tuberosa was also the sports information director at Le Moyne College in Syracuse, N.Y., for four years.

Tuberosa graduated from the Newhouse School of Communications at Syracuse University in 1990. He received a master's degree in education from Niagara University in 1994, where he worked as a graduate assistant.

Tuberosa and his wife, Jen, live in Havertown, Pa., with their children, Jack, Katie and Ryan.

# MEDICAL STAFF

## Dr. Eugene Hong



Dr. Gene Hong graduated from Tufts School of Medicine in 2004. After an internship in general surgery at the University of Connecticut, he went on to a fellowship in community medicine at the University of Massachusetts in Boston. He completed a residency in family medicine at Thomas Jefferson University, a fellowship in sports medicine at the same institution in 2000, and then joined the Jefferson faculty. He came to Drexel University College of Medicine in

2003 as Associate Professor and Chief Division of Sports Medicine. After serving as the Interim Chair of the Department of Family, Community and Preventive Medicine in 2005, Dr. Hong was named Chair of the Department in 2006.

In addition to clinical, teaching, and research responsibilities at the College of Medicine, he is Drexel team physician and assists the Drexel Athletic Department sports medicine staff in providing comprehensive care for the varsity athletes. He also is a team physician for several colleges and high schools in the Philadelphia area.

## Dr. Fredric Kleinbart



Dr. Fredric Kleinbart is the Director of Sports Medicine at Hahnemann University Hospital. A graduate of the University of Pennsylvania School of Medicine, Dr. Kleinbart completed his residency training in Orthopaedic Surgery at Kingsbrook Jewish- Beth Israel Medical Centers and his Sports Medicine fellowship at Temple University Hospital. He is an Associate Professor of Orthopaedic Surgery, Drexel University College of Medicine.

Dr. Kleinbart's USA Olympic experience includes serving as the orthopaedic surgeon at the San Diego Olympic training center, as a ringside physician for USA Boxing and as a ringside physician for the Olympic boxing trials. He is the orthopaedic physician for the American Repertory Ballet and the Princeton Ballet School and has a long history as team physician for various collegiate and high school teams. He has


been instrumental in the creation of specialty sports clinics including the Arts Medicine Center, Women's Sports Medicine and Pediatric Sports Medicine clinics.

Dr. Kleinbart has established the Hahnemann University Hospital and Drexel Sports Medicine Arthroscopy lab and has been a clinical instructor for various arthroscopy courses. He lectures frequently on such varied topics as "The Weekend Warrior," "The Female Athlete," and "Common Orthopaedic Injuries." He has a special interest in shoulder and knee reconstruction and the Female Triad.

Dr. Kleinbart resides in Princeton with his wife and three children.

## Michael Westerfer

### HEAD ATHLETIC TRAINER



Michael Westerfer is in his third season as Drexel's Head Athletic Trainer. Westerfer was named Drexel's Head Athletic Trainer in September of 2004. He is responsible for the overseeing Drexel's training staff and for the daily injury prevention and treatment of the University's student-athletes.

For the previous four years, Westerfer was the assistant athletic trainer at Temple University. He coordinated all phases of health care for five athletic teams and worked with the head trainer in a number of other sports including football. In addition, he was the supervisor of two of Temple's training rooms. Westerfer was also an adjunct faculty member in the department of kinesiology, where he taught classes and worked with the undergraduate athletic training program.

Before arriving at Temple, Westerfer worked at The George Washington University for four seasons. He also worked at Valley Hospital Sports Institute as a staff athletic trainer and as the head athletic trainer at Don Bosco Prep in Ramsey, N.J.

A graduate of Temple University with a degree in physical education, Westerfer received a master's degree in exercise science from the University of Massachusetts in 1996. While at UMass, Westerfer served as a graduate assistant trainer. He is a member of the National Athletic Trainers Association and is a Pennsylvania Athletic Training Licensure.

Westerfer is a native of Philadelphia and graduated from Central High School. He and his wife, Jackie, reside in Lafayette Hill, Pa., with their two children, Erinn and Logan.

# RADIO AND TELEVISION




Drexel University can continue to boast of one of the best college basketball radio broadcast packages in any major market. This is the tenth straight season that all men's games have been broadcast on 50,000 watt WNTP (990 AM) or its sister station WFIL (560 AM). WNTP was previously known as WZZD until a format change a year ago. The contract runs through the 2006-07 season and provides outstanding coverage over one of the strongest radio signals in Philadelphia.

Dan Baker is returning as the play-by-play voice of the Dragons for his tenth season after 21 years broadcasting BIG 5 Basketball. Baker was named to the BIG 5 Hall of Fame in 1997. He is also well known to local sports fans as the longtime public address announcer for both the Philadelphia Phillies and the Philadelphia Eagles. Baker, a graduate of Glassboro State (now Rowan University) completed his 35th year with the Phillies and is working on his 22nd season with the Eagles. He will serve as the PA announcer once again for the Army-Navy football game at Lincoln Financial Field.

Rob Brooks will serve as the team's color commentator and engineer for the upcoming season. Brooks has been producing and engineering local college basketball since 1994. He is the Manager of Broadcasting for the Philadelphia Phillies; responsible for all aspects of the Phillies radio and television networks. Brooks has covered college football as both a color analyst and sideline reporter for CN8. The Long Island native attended Temple University and worked for CBS Radio for nine years before he took his current position with the Phillies. This is Brooks fourth year as the team's primary color commentator.



Dan Baker



Rob Brooks

## DREXEL ON TELEVISION

The Drexel men's basketball team will make at least 10 appearances on television during the 2006-07 season. The Dragons are scheduled to play seven times on CN8, twice on Comcast SportsNet and once on ESPNU. Drexel will have nine of its 18 conference games shown on television, including both games against Old Dominion, Hofstra and Towson.

In addition, Drexel will once again take part in ESPN Bracket Buster Saturday on Feb. 17 against a team to be determined. That game could potentially be picked up by ESPN, ESPN2, ESPNU or by a local affiliate. Please check the Drexel website at [drexeldragons.com](http://drexeldragons.com) for the latest information including time changes for all of Drexel's men's and women's basketball games.

Tue., Nov. 21	at Penn	8:00	CN8	Sat., Jan. 27	Virginia Commonwealth	12:00	CN8
Thu., Dec. 28	George Mason	7:00	CN8	Thu., Feb. 1	Old Dominion	7:00	ESPNU
Thu., Jan. 11	Hofstra	8:00	CN8	Sat., Feb. 3	Towson	4:00	CSN
Sat., Jan. 13	at Old Dominion	4:00	CSN	Thu., Feb. 8	at Hofstra	7:00	CN8
Sat., Jan. 20	at Delaware	12:00	CN8	Sat., Feb. 24	at Towson	12:00	CN8



# ABOUT DREXEL UNIVERSITY

**F**ounded in 1891 by Philadelphia financier and philanthropist Anthony J. Drexel, The Drexel Institute of Art, Science and Industry became Drexel University in 1970. Today, Drexel is Philadelphia's technological university. And it continues to move up the rankings as one of the best national doctoral universities, Drexel has once again been ranked as one of the best national doctoral universities by *U.S. News & World Report*.

The University is located on 50 acres within walking distance of Center City Philadelphia. The campus includes 25 academic buildings, eight residence halls and four outdoor recreation fields. Ten fraternity and sorority houses, as well as other off-campus housing, are located adjacent to campus in the historic Powelton Village section of University City. An 18-acre outdoor athletic complex, with two lighted artificial turf fields, nine tennis courts and a softball field, is located just west of Powelton Village.

On July 1, 2002, Drexel formally acquired the former MCP Hahnemann University, which now includes the Drexel University College of Medicine, College of Nursing and Health Professions and School of Public Health.

The University offers 73 bachelor's programs, 41 master's programs, 31 doctoral programs, a doctor of medicine program, a juris doctorate and 13 graduate-level certificate programs, and enrolls more than 12,000 full-time undergraduate and nearly 18,500 total students from 49 states and 118 different countries in its eight colleges and three schools. The school also has a highly qualified faculty, and with a 12:1 student to faculty instructional ratio students ensured a quality education. Drexel's colleges include: The College of Arts and Sciences; LeBow College of Business; Drexel University College of Medicine; Engineering; Information Science and Technology; Media Arts & Design; Nursing and Health Professions; The College of Law and Goodwin College of Professional Studies. The schools are: Biomedical Engineering, Science and Health Systems; Education; and Public Health.

In *U.S. News & World Report's* 2005 rankings, the University placed 106th, advancing 17 positions and surpassing 13 institutions that were ranked higher than Drexel in 2004, the University is now 55th among the nation's private doctoral universities.

The publication ranked Drexel's College of Engineering's

undergraduate program 50th among engineering schools that award doctoral degrees. LeBow College of Business is ranked 120th in undergraduate business programs. Drexel's School of Education graduate program places 66th nationally and the College of Engineering is 61st in the nation among graduate programs of study, according to the publication.

Both Drexel's undergraduate and graduate programs of study are among the nation's best. For the fourth consecutive year, Drexel has been ranked in the top category in *U.S. News & World Report's* "America's Best Colleges" publication. Drexel joins The University of Pennsylvania as the only two Philadelphia universities ranked in this category. In the latest ranking, Drexel placed 109th overall with the University's College of Engineering ranking 57th among undergraduate programs and the LeBow College of Business rated 116th out of all undergraduate business schools. The School of Education's graduate program is 16th among national private universities.

Individual programs of study offered at Drexel have also been recognized on a national level as quality educational tracts. The College of Information Science and Technology's library and information science program was ranked 11th by *U.S. News & World Report* for library and information studies specialties. The college is ranked No. 5 nationally for specialized programs in information systems and No. 6 in the nation for specialized programs in digital librarianship.

Drexel's online programs are ranked among the best online graduate degrees in business, engineering and library science. The LeBow College of Business's MBA program is ranked 100th overall and its Techno MBA program ranks nationally as one of the best online graduate programs in business.

In the College of Nursing and Health Professions, the school's physician assistant program is in the top 25 and the nursing anesthesia program rounds out the nation's

top 50. And the burgeoning College of Medicine now ranks 88th overall in the research category, 92nd in primary care and 16th in women's health programs. In addition, Drexel's biological sciences program is 125th nationally.

One of the trademarks of a Drexel education, since its establishment in 1919, has been the school's co-operative education program which gives students a chance to work in the "real world" as part of their college education. The only mandatory co-operative education program in Pennsylvania

Several other publications have recognized Drexel as a paragon of technological, scientific and business education.

- *C/O* magazine presented Drexel with 2006 CIO 100 award for being among the nation's top 100 organizations that have distinguished themselves by creating business value through the effective and innovative use of information technology.
- LeBow College of Business's undergraduate business program is 58th in *Business Week's* inaugural rankings of the country's best undergraduate business schools. The College ranks 14th in median salary of graduates, 24th in enrollment, 27th in academic quality, 48th in average SAT score and 15th in cost.
- *The Princeton Review* ranked Drexel among America's "Top 25 Most Connected Campuses" in 2006.
- The Intel Corporation ranked Drexel No. 22 out of 100 in the country on its "Most Unwired College Campuses" survey.
- In March 2006, the *Financial Times* ranked the LeBow College of Business's MBA in pharmaceutical management program as one of the top 25 distance learning programs.
- *Entrepreneur Magazine* ranked the LeBow College of Business entrepreneurial program among the nation's top 25 in entrepreneurial emphasis.

# ABOUT DREXEL UNIVERSITY

and one of three in the United States, Drexel's 86-year-old experiential learning program is among the nation's oldest and largest. More than 4,500 Drexel students are placed with 1,500 employer organizations in the business, government, health care industry and education sectors in 42 states and 20 international locations to fulfill their co-op requirements.

Drexel's co-op program was ranked among the nation's top 10 experiential-learning programs by *U.S. News & World Report*.

The publication also ranked Drexel athletics as No. 1 in the nation in athletic gender equity in 2002. A member of the Colonial Athletic Association, Drexel offers eight men's and eight women's NCAA Division I varsity sports, in addition to 19 club and over 25 intramural sports.

A leader in curricular and technological innovation, Drexel became the first university to require all students to have microcomputers in 1983. In 2000, Drexel became the first major university to operate a fully wireless campus. In 2002, the University launched Drexel One Mobile, the first wireless Web portal service for students.

One of the main reasons for Drexel's recent innovation and expansion is President Constantine Papadakis, Ph.D., who has been the president of Drexel University since 1995. Since becoming president, Papadakis has seen undergraduate applications, the endowment and co-op employers triple and full-time undergraduate enrollment, research funding, philanthropy, net assets and number of co-op students double.

The University's endowment is now in excess of \$450 million, which ranks 97th among all U.S. colleges and universities, according to the *Chronicle of Higher Education*. Government grants and contracts for 2004 totaled \$90 million, placing the University 73rd nationally and 32nd among private colleges and universities in the *Chronicle of Philanthropy's* "Philanthropy 400." With more than 5,600 employees, Drexel is Philadelphia's sixth largest private sector employer. The University has an annual operating budget of more than \$530 million.

After modest beginnings in 1891, today's Drexel University boasts more than 90,000 alumni worldwide and is known internationally as one of America's best technical universities.

Drexel can be found on the World Wide Web at [www.drexel.edu](http://www.drexel.edu).

## Facilities

Drexel University is always working to provide its student-athletes with state-of-the-art venues for both sport and study. With an array of long-term and short-term facility improvement projects on the agenda, Drexel Athletics is committed to providing its student-athletes with quality support facilities while equipping the program for continued academic and athletic success in the future.

## THE ACHIEVE CENTER

The ACHIEVE Center, which stands for Athletes and Coaches Having an Impact on Education, Volunteerism and Employment, is utilized exclusively by student-athletes for academic coaching, study groups, study skills and NCAA CHAMPS Life Skills seminars, Student-Athlete Advisory Committee (SAAC) and career management workshops. The ACHIEVE Center is one of the premier academic study, advising and

assistance programs of its kind. Developed by Dr. Rebecca Gigli in 1997, the Center is in place to help student-athletes manage the rigors of their simultaneous roles as students and athletes. Gigli, who has been nationally recognized for her visionary work, staffs the ACHIEVE Center with dedicated advisors and mentors who are committed to helping student-athletes achieve their full academic potential.

The ACHIEVE Center's goals include the following:

- To facilitate a high retention rate
- To provide quality academic and support services to all student-athletes
- To work effectively in developing partnerships with professional staff and faculty
- To serve as liaisons with the academic community and advocates for student-athletes
- To promote Drexel's athletic reputation and public image through involvement within the local community
- To prepare student-athletes to be adaptable in all aspects of their lives through the delivery of "Life Skills Education"
- To achieve continued academic excellence in the conference
- To assist coaches with the recruitment of student-athletes
- To provide experiential learning opportunities for graduate students

Renovations to the ACHIEVE Center were completed in the summer of 2005, allowing the Center to serve more student-athletes and provide a variety of opportunities for academic enhancement. Since its opening, the ACHIEVE Center has been a hub of academic activity at the Daskalakis Athletic Center. The Center is open more than 60 hours each week including evenings and weekends. Student-athletes refer to the center as "The ACHIEVE" and have made it a place where they like to study, utilize computers and interact with the staff about academic questions and concerns. The renovation has made it possible for more private advising and tutoring to take place while maintaining the general use area for computers and study halls. The ACHIEVE Center will continue to be used as a gathering and instructional space for workshops and meetings



# ABOUT DREXEL UNIVERSITY

to promote and encourage life skills, leadership, personal development, career readiness and community outreach. The quality of Drexel's academic services program is punctuated by this renovation and further evidence that at Drexel, the "student" in student-athlete really does come first.

## THE JOHN A. DASKALAKIS ATHLETIC CENTER

The John A. Daskalakis Athletic Center houses Drexel's physical education, intramural and intercollegiate athletic programs. The DAC, which opened in February of 1975, covers a three-acre area on the north side of Market Street between 33rd and 34th streets in the University City section of Philadelphia.

The facility includes a collegiate-sized, six-lane swimming pool and a separate three-board diving well on the lower level. The Independence Blue Cross Wellness Center houses exercise rooms, free weight and cardiovascular training areas, a multi-purpose classroom, a dance studio and a conference room on the lower level of the building. Squash and racquetball courts are also available. The athletic offices, locker rooms and the athletic training room are located on the ground level.

"The Dragons' Den," as the upper-level gymnasium has been dubbed, provides floor space for 12 badminton courts, eight volleyball courts and five regulation-sized basketball courts. The DAC accommodates 2,500 spectators and when a capacity crowd is roaring in the Dragons' Den it is one of the toughest places for opponents to play in the CAA.

## THE WALTER SPIRO VARSITY WEIGHT ROOM

The Walter Spiro Varsity Weight Room, which opened in March 1997, serves as the strength-training epicenter for all Drexel University student-athletes. Certified strength and conditioning coaches oversee the physical development of all 16 varsity teams.

Drexel varsity student-athletes are put through an intense and demanding workout program, one designed to reduce the risk of injury by emphasizing proper form and technique. Recent upgrades to the weight room provide student-athletes with a variety of state-of-the-art strength training machines and free-weight equipment. The room also features hammer strength machines and four lifting platforms for performing explosive Olympic-style lifts. In all, over 35 work stations are available for performance training in the 2,040 square-foot facility.

## THE TRAINING ROOM

Drexel's newly renovated training room at the Daskalakis Athletic Center is run by an experienced athletic training staff that provides the student-athletes with a vast amount of services, ranging from injury prevention and treatment to rehabilitation. The staff consists of four full-time trainers and one graduate assistant. In addition, two orthopedic surgeons, a family practice physician and a physical therapist work with the training staff in order to ensure that the student-athletes have the best care possible.

## VIDAS ATHLETIC COMPLEX

Renovations to Drexel's athletics fields continued during the summer. The Field Complex at 43rd and Powelton now boasts two turf fields in addition to resurfaced tennis courts and a well-maintained softball field.

"We are excited about the changes that have been implemented at Drexel's athletics fields," said Drexel Director of Athletics Dr. Eric Zillmer. "We feel the upgrades to our facilities enable us to compete and recruit at a higher level and keep us competitive with the other schools in the Colonial Athletic Association."

Robert Buckley, '58, a member of Drexel's Board of Trustees and a former student-athlete at the school, was a key figure in the efforts to make the transformation a reality through his support and generous contributions. His company, Buckley and Company, Inc., completed the base-layer work for the Astro turf field as well as other smaller projects for the renovations.

Last season the field hockey team called Buckley Field "home" for the first time since 1997. The team plays on the state-of-the-art Astro turf field, which is located on the North side of the Complex. The field also features a new scoreboard as

- With eight NCAA Division I sports each for men and women, Drexel is one of the few colleges or universities in the nation that enjoys total parity between men's and women's athletics. Drexel men and women student-athletes receive the same athletic financial support overall.
- Drexel has had an Academic All-American in seven of the last nine years. Most recently, men's soccer player Tim Mochan and field hockey player Karie Walton were named to the national Academic All-America Team, which is just the second time in school history that two players have earned the honor in the same year.
- Three Drexel student-athletes have won the conference's highest honors in academics and leadership in the past five years, chosen out of thousands of athletes. Men's Basketball Captain Robert Battle was awarded the 2003 Colonial Athletic Association's Dean Ehler's Leadership Award, while Women's Basketball standout Michelle Maslowski received the award in 2002. Softball pitcher Lori Swanson was recognized as the 2001 America East Scholar-Athlete of the Year.
- Drexel's student-athletes also rank among the best in the Philadelphia area. Twelve Dragons were named to the *Philadelphia Inquirer's* inaugural Academic All-Area Team in 2004-05. Three Drexel student-athletes were named the Performer of the Year for their respective sports: Karie Walton for field hockey, Keith Snyder for men's golf and Michael Sousa for men's crew.
- As a team, Drexel field hockey was ranked fourth in the nation academically, based on grade-point average, and won the National Field Hockey Coaches Association's team academic award for the third year in a row. Last season, the women's soccer team also garnered the team academic award from the National Soccer Coaches Association.
- Drexel University's ten-year graduation rate is 91% for student-athletes who have received athletics aid and exhausted their eligibility.

# ABOUT DREXEL UNIVERSITY

well as bleachers, which can seat up to 500 spectators. In its first season on the home turf, the Dragons went 8-4 and lost just one non-conference home game all season.

Vidas Field is the lower field at the Complex, which serves as the home for Drexel's men's and women's soccer and lacrosse teams. The field is named for Drexel alum Vince Vidas who graduated in 1959 and then earned his master's in electrical engineering in 1964. He later became the president and CEO of SEMCOR, Inc. A Drexel Hall of Fame inductee, Vidas was a three-year letter winner in football and two-time All-America selection. He also played basketball and lacrosse for one season. Vidas married Judy Weber who was a 1956 Drexel graduate.

The field which carries his name has been converted from natural grass to a Sprinturf field, which is a synthetic infill system with a combination of sand and rubber. Last season Vidas Field played host to the Drexel Invitational Soccer Tournament and was a practice site for the 2006 NCAA Men's Lacrosse Final Four, in addition to hosting Drexel's regular-season soccer and lacrosse games.

Lighting has been added to both the Astroturf and the synthetic Sprinturf fields and a portion of the tennis courts. The addition of lights allows teams to play night games and schedule morning and evening practices to better accommodate the schedules of the student-athletes.

The latest additions to the field house complex are the Jack Buckley Hoogstraten Sports Medicine Center and the renovation of both the men's lacrosse locker room and coaches' offices. The center allows Drexel's sports medicine staff to provide student-athletes with immediate medical attention and treatment at the athletics field complex. In addition, locker room facilities have been expanded over the summer. Exterior improvements to the field house, including a 44-by-56 patio addition to the Kopp Lounge, will also enable teams and fans to further enjoy the Drexel experience at the Vidas Athletic Complex.

## THE ARMORY

The Philadelphia Armory will be the future home of the Drexel University men's and women's basketball teams. A tentative time table for the transfer has been set for 2007-08 with a possible opening date for the arena in 2010.

The Armory, which currently houses the 103rd engineering battalion, is located across the street from the Daskalakis Athletic Center one block north of 33rd and Market Street. Designed in 1916 by local architect Philip H. Johnson, the three-floor, 21,346 square-foot Philadelphia Armory earned the honor of being listed in the National Register of Historic Places in 1991. Drexel's upgrade of the Armory will proceed concurrently with the relocation of the 103rd battalion to a new base of operations. The renovations will also provide for the continual operation of the National Guard's recruiting station, headquarters and museum at the Armory.

"This development is a 'win-win' situation for Drexel, the National Guard and the City of Philadelphia," said Drexel President Dr. Constantine Papadakis. "Drexel is committed to preserving this historic Philadelphia landmark. As the Armory is renovated into a convocation center and basketball arena, it

will become an excellent venue for celebrating academic and athletic excellence, serving our students and the city in new and exciting ways."

Preliminary designs depict an excavated arena with the first level being below street level and the second level of seating above it. A 4,000-5,000 seating capacity has been proposed along with a hall of fame walk, concession stands, LCD boards and eight suites. The architectural plans capture the basketball arena as an exciting venue with a view of the Philadelphia skyline and a center of Drexel activity.

"Once completed, the Armory will become a local focal point and, quite possibly, one of the best venues for basketball in the nation, where military history and architectural technology meet within the context of sports," said Director of Athletics Dr. Eric Zillmer. "With such a venue, Drexel basketball is poised to attract more fans and increase local, regional and

national recognition. At the same time, a West Philadelphia architectural staple will be restored to its original splendor."



# 2005-06 STATISTICS

## Drexel Season Schedule/Results & Leaders

### All games

<b>RECORD:</b>	<b>OVERALL</b>	<b>HOME</b>	<b>AWAY</b>	<b>NEUTRAL</b>
ALL GAMES.....	(15-16)	(11-3)	(4-9)	(0-4)
CONFERENCE.....	(8-10)	(7-2)	(1-8)	(0-0)
NON-CONFERENCE.....	(7-6)	(4-1)	(3-1)	(0-4)

DATE	OPPONENT		SCORE	ATTEND	HIGH POINTS	HIGH REBOUNDS
11/14/05	at Princeton	W	54-41	2352	(18)Mejia, Dominick	(14)Oveneke, Randy
11/17/05	SAM HOUSTON STATE	W	72-61	2437	(18)Mason, Bashir	(7)Elegar, Frank
11/21/05	RIDER	W	72-60	1357	(19)Mejia, Dominick	(7)Sanchez, Kenell
11/23/05	vs Duke	L	68-78	9766	(25)Mejia, Dominick	(9)Crawford, Chaz
11/25/05	vs UCLA	L	56-57	12129	(14)Sanchez, Kenell	(6)Sanchez, Kenell
11/26/05	at Penn		60-68	6241	(17)Elegar, Frank	(10)Elegar, Frank
11/29/05	SAINT JOSEPH'S		59-69	6249	(16)Mason, Bashir	(10)Elegar, Frank
12/07/05	* JAMES MADISON	W	68-57	1143	(21)Mejia, Dominick	(8)Sanchez, Kenell
02/10/05	* OLD DOMINION	W	61-42	1273	(21)Sanchez, Kenell	(8)Crawford, Chaz
12/17/05	at Fairleigh Dickinson	W	54-49	1307	(27)Mejia, Dominick	(7)Tillman, Timothy
12/20/05	BALL STATE	W	56-51	1025	(7)Sanchez, Kenell	(7)Elegar, Frank
12/31/05	at Monmouth	W	53-49	1421	(14)Mejia, Dominick	(11)Elegar, Frank
01/5/06	* at William & Mary	W	57-46	1916	(18)Mejia, Dominick	(11)Elegar, Frank
01/7/06	* at VCU	L	60-62	5092	(17)Elegar, Frank	(12)Crawford, Chaz
01/12/06	* UNC WILMINGTON	LOT	60-66	2083	(24)Mejia, Dominick	(12)Crawford, Chaz
01/14/06	* at Northeastern	L	60-63	2135	(15)Elegar, Frank	(8)Crawford, Chaz
01/19/06	* GEORGIA STATE	W	73-57	1023	(21)Mejia, Dominick	(7)Elegar, Frank
01/21/06	* DELAWARE	W	55-44	2209	(18)Mejia, Dominick	(12)Crawford, Chaz
01/23/06	* TOWSON	W	69-61	2012	(17)Mejia, Dominick	(12)Crawford, Chaz
01/26/06	* at Old Dominion	L	67-74	6914	(20)Elegar, Frank	(8)Crawford, Chaz
01/28/06	* HOFSTRA	LOT	75-76	2278	(34)Mejia, Dominick	(10)Sanchez, Kenell
02/02/06	* at UNC Wilmington	L	58-65	6100	(19)Mason, Bashir	(10)Sanchez, Kenell
02/04/06	* at Towson	L	80-84	2548	(22)Mason, Bashir	(10)Mason, Bashir
02/09/06	* NORTHEASTERN	W	83-47	1063	(21)Mason, Bashir	(14)Sanchez, Kenell
02/11/06	* at Delaware	L	68-75	3458	(26)Mejia, Dominick	(9)Elegar, Frank
02/15/06	* at George Mason	L	48-67	4476	(23)Mejia, Dominick	(6)Crawford, Chaz
02/18/06	VERMONT	W	56-42	1077	(13)Mejia, Dominick	(10)Crawford, Chaz
02/23/06	* WILLIAM & MARY	W	61-56	1157	(17)Sanchez, Kenell	(12)Crawford, Chaz
02/25/06	* at Hofstra	L	68-70	5047	(17)Elegar, Frank	(8)Elegar, Frank
03/3/06	vs Delaware	L	49-52	2192	(15)Elegar, Frank	(7)Elegar, Frank
					(11)Elegar, Frank	(11)Sanchez, Kenell

\* indicates conference game

ATTENDANCE SUMMARY	GAMES	TOTALS	AVG/GAME
HOME...	14	26386	1885
AWAY...	13	49007	3770
NEUTRAL...	4	31109	7777
<b>TOTAL...</b>	<b>31</b>	<b>106502</b>	<b>3436</b>

# 2005-06 RESULTS

## Drexel Men's Basketball

### DREXEL SEASON BOX SCORE

#### All games

<b>RECORD:</b>	<b>OVERALL</b>	<b>HOME</b>	<b>AWAY</b>	<b>NEUTRAL</b>
ALL GAMES.....	(15-16)	(11-3)	(4-9)	(0-4)
CONFERENCE.....	(8-10)	(7-2)	(1-8)	(0-0)
NON-CONFERENCE.....	(7-6)	(4-1)	(3-1)	(0-4)

# Player	GP-GS	Min—Avg	--TOTAL--		--3-PTS--		--REBOUNDS--		PF	FO	A	TO	Blk	Stl	Pts	Avg				
			FG-FGA	Pct	3FG-FGA	Pct	FT-FTA	Pct									Off	Def	Tot	Avg
<b>23 Mejia, Dominick...</b>	<b>31-30</b>	<b>981 31.6</b>	<b>152-410</b>	<b>.371</b>	<b>92-248</b>	<b>.371</b>	<b>78-93</b>	<b>.839</b>	<b>21</b>	<b>85</b>	<b>106</b>	<b>3.4</b>	<b>49</b>	<b>1</b>	<b>70</b>	<b>81</b>	<b>5</b>	<b>35</b>	<b>474</b>	<b>15.3</b>
Conference-Only...	18-18	583 32.4	98-253	.387	65-158	.411	50-59	.847	15	50	65	3.6	30	0	35	42	4	17	311	17.3
<b>05 Mason, Bashir...</b>	<b>31-31</b>	<b>1110 35.8</b>	<b>112-321</b>	<b>.349</b>	<b>47-143</b>	<b>.329</b>	<b>78-105</b>	<b>.743</b>	<b>24</b>	<b>94</b>	<b>118</b>	<b>3.8</b>	<b>73</b>	<b>2</b>	<b>133</b>	<b>75</b>	<b>7</b>	<b>50</b>	<b>349</b>	<b>11.3</b>
Conference-Only...	18-18	651 36.2	61-195	.313	28-92	.304	44-57	.772	15	61	76	4.2	40	2	79	33	3	30	194	10.8
<b>15 Elegar, Fran...</b>	<b>30-25</b>	<b>823 27.4</b>	<b>117-256</b>	<b>.457</b>	<b>0-1</b>	<b>.000</b>	<b>100-151</b>	<b>.662</b>	<b>73</b>	<b>130</b>	<b>203</b>	<b>6.8</b>	<b>95</b>	<b>4</b>	<b>23</b>	<b>57</b>	<b>38</b>	<b>28</b>	<b>334</b>	<b>11.1</b>
Conference-Only...	17-14	463 27.2	69-143	.483	0-1	.000	55-86	.640	37	66	103	6.1	57	3	17	31	25	14	193	11.4
<b>01 Sanchez, Kenell...</b>	<b>31-31</b>	<b>1035 33.4</b>	<b>119-327</b>	<b>.364</b>	<b>12-47</b>	<b>.255</b>	<b>51-74</b>	<b>.689</b>	<b>62</b>	<b>122</b>	<b>184</b>	<b>5.9</b>	<b>61</b>	<b>0</b>	<b>56</b>	<b>50</b>	<b>19</b>	<b>24</b>	<b>301</b>	<b>9.7</b>
Conference-Only...	18-18	593 32.9	65-181	.359	6-22	.273	32-47	.681	39	79	118	6.6	33	0	32	28	10	11	168	9.3
<b>20 Crawford, Chaz...</b>	<b>31-11</b>	<b>821 26.5</b>	<b>79-159</b>	<b>.497</b>	<b>0-0</b>	<b>.000</b>	<b>39-80</b>	<b>.488</b>	<b>121</b>	<b>114</b>	<b>235</b>	<b>7.6</b>	<b>104</b>	<b>5</b>	<b>29</b>	<b>58</b>	<b>86</b>	<b>39</b>	<b>197</b>	<b>6.4</b>
Conference-Only...	18-4	469 26.1	50-89	.562	0-0	.000	24-46	.522	71	68	139	7.7	66	4	24	34	45	21	124	6.9
<b>03 Rodgers, Scott...</b>	<b>25-0</b>	<b>296 11.8</b>	<b>22-68</b>	<b>.324</b>	<b>6-24</b>	<b>.250</b>	<b>17-25</b>	<b>.680</b>	<b>7</b>	<b>24</b>	<b>31</b>	<b>1.2</b>	<b>37</b>	<b>2</b>	<b>24</b>	<b>30</b>	<b>2</b>	<b>9</b>	<b>67</b>	<b>2.7</b>
Conference-Only...	18-0	217 12.1	17-50	.340	3-14	.214	16-23	.696	6	19	25	1.4	21	1	16	23	2	6	53	2.9
<b>25 Oveneke, Randy...</b>	<b>31-25</b>	<b>549 17.7</b>	<b>32-92</b>	<b>.348</b>	<b>1-10</b>	<b>.100</b>	<b>14-21</b>	<b>.667</b>	<b>31</b>	<b>57</b>	<b>88</b>	<b>2.8</b>	<b>62</b>	<b>0</b>	<b>12</b>	<b>28</b>	<b>3</b>	<b>4</b>	<b>79</b>	<b>2.5</b>
Conference-Only...	18-17	305 16.9	20-52	.385	1-4	.250	7-11	.636	18	31	49	2.7	38	0	5	18	2	2	48	2.7
<b>12 Hampton, Randy...</b>	<b>24-1</b>	<b>279 11.6</b>	<b>19-43</b>	<b>.442</b>	<b>8-20</b>	<b>.400</b>	<b>5-17</b>	<b>.294</b>	<b>12</b>	<b>32</b>	<b>44</b>	<b>1.8</b>	<b>30</b>	<b>0</b>	<b>9</b>	<b>21</b>	<b>2</b>	<b>9</b>	<b>51</b>	<b>2.1</b>
Conference-Only...	14-0	138 9.9	7-19	.368	2-8	.250	3-12	.250	7	13	20	1.4	16	0	7	8	0	3	19	1.4
<b>44 Stevenson, Matt...</b>	<b>23-0</b>	<b>156 6.8</b>	<b>16-34</b>	<b>.471</b>	<b>5-11</b>	<b>.455</b>	<b>3-4</b>	<b>.750</b>	<b>8</b>	<b>16</b>	<b>24</b>	<b>1.0</b>	<b>24</b>	<b>1</b>	<b>0</b>	<b>4</b>	<b>1</b>	<b>2</b>	<b>40</b>	<b>1.7</b>
Conference-Only...	16-0	119 7.4	15-28	.536	4-9	.444	3-4	.750	6	13	19	1.2	17	1	0	2	1	2	37	2.3
<b>00 Hawthorne, Tramayne</b>	<b>20-0</b>	<b>121 6.1</b>	<b>10-27</b>	<b>.370</b>	<b>4-20</b>	<b>.200</b>	<b>6-11</b>	<b>.545</b>	<b>5</b>	<b>15</b>	<b>20</b>	<b>1.0</b>	<b>12</b>	<b>0</b>	<b>10</b>	<b>6</b>	<b>0</b>	<b>8</b>	<b>30</b>	<b>1.5</b>
Conference-Only...	10-0	55 5.5	6-16	.375	2-11	.182	4-7	.571	3	8	11	1.1	7	0	6	1	0	4	18	1.8
<b>34 Jordan, Bobby...</b>	<b>1-0</b>	<b>1 1.0</b>	<b>0-0</b>	<b>.000</b>	<b>0-0</b>	<b>.000</b>	<b>1-2</b>	<b>.500</b>	<b>0</b>	<b>0</b>	<b>0</b>	<b>0.0</b>	<b>0</b>	<b>0</b>	<b>0</b>	<b>0</b>	<b>0</b>	<b>0</b>	<b>1</b>	<b>1.0</b>
Conference-Only...	1-0	1 1.0	0-0	.000	0-0	.000	1-2	.500	0	0	0	0.0	0	0	0	0	0	0	1	1.0
<b>21 Rauchbach, Jake...</b>	<b>2-0</b>	<b>3 1.5</b>	<b>0-0</b>	<b>.000</b>	<b>0-0</b>	<b>.000</b>	<b>2-2</b>	<b>1.000</b>	<b>0</b>	<b>1</b>	<b>1</b>	<b>0.5</b>	<b>0</b>	<b>0</b>	<b>0</b>	<b>0</b>	<b>0</b>	<b>0</b>	<b>2</b>	<b>1.0</b>
Conference-Only...	2-0	3 1.5	0-0	.000	0-0	.000	2-2	1.000	0	1	1	0.5	0	0	0	0	0	0	2	1.0
<b>22 Tillman, Timothy...</b>	<b>13-1</b>	<b>69 5.3</b>	<b>2-6</b>	<b>.333</b>	<b>0-0</b>	<b>.000</b>	<b>1-4</b>	<b>.250</b>	<b>7</b>	<b>11</b>	<b>18</b>	<b>1.4</b>	<b>12</b>	<b>0</b>	<b>0</b>	<b>5</b>	<b>1</b>	<b>0</b>	<b>5</b>	<b>0.4</b>
Conference-Only...	10-1	48 4.8	1-4	.250	0-0	.000	1-3	.333	5	8	13	1.3	10	0	0	4	0	0	3	0.3
<b>11 Radio, Mike...</b>	<b>3-0</b>	<b>4 1.3</b>	<b>0-2</b>	<b>.000</b>	<b>0-2</b>	<b>.000</b>	<b>0-0</b>	<b>.000</b>	<b>0</b>	<b>0</b>	<b>0</b>	<b>0.0</b>	<b>0</b>	<b>0</b>	<b>0</b>	<b>0</b>	<b>0</b>	<b>0</b>	<b>0</b>	<b>0.0</b>
Conference-Only...	3-0	4 1.3	0-2	.000	0-2	.000	0-0	.000	0	0	0	0.0	0	0	0	0	0	0	0	0.0
<b>42 Tribbett, Kenny...</b>	<b>2-0</b>	<b>2 1.0</b>	<b>0-0</b>	<b>.000</b>	<b>0-0</b>	<b>.000</b>	<b>0-0</b>	<b>.000</b>	<b>0</b>	<b>0</b>	<b>0</b>	<b>0.0</b>	<b>0</b>	<b>0</b>	<b>0</b>	<b>0</b>	<b>0</b>	<b>0</b>	<b>0</b>	<b>0.0</b>
Conference-Only...	1-0	1 1.0	0-0	.000	0-0	.000	0-0	.000	0	0	0	0.0	0	0	0	0	0	0	0	0.0
TEAM...									58	53	111	3.6	1		3					
Conference-Only...									30	28	58	3.2	0		3					
Total...	31	6250	680-1745	.390	175-526	.333	395-589	.671	429	754	1183	38.2	560	15	366	418	164	208	1930	62.3
Conference-Only...	18	3650	409-1032	.396	111-321	.346	242-359	.674	252	445	697	38.7	335	11	221	227	92	110	1171	65.1
Opponents...	31	6250	657-1641	.400	169-502	.337	368-558	.659	327	746	1073	34.6	566	—	362	434	108	215	1851	59.7
Conference-Only...	18	3650	399-981	.407	96-292	.329	218-351	.621	209	437	646	35.9	328	12	221	229	67	116	1112	61.8

SCORE BY PERIODS:	1st	2nd	OT	Total
Drexel...	864	1052	14	— 1930
Opponents...	878	952	21	— 1851



# HIGHS AND LOWS

## 2005-06 Season Highs/Lows

	Drexel		Opponents
Points	High	83, vs. Northeastern, 2-9-06	84, Towson, 2-4-06
	Low	48, at George Mason, 2-15-06	41, Princeton, 11-14-05
Field Goals Made	High	31, vs. Northeastern, 2-9-06	29, Hofstra, 1-28-04
	Low	16, vs. three opponents	14, Old Dominion, 12-10-05
Field Goal Percentage	High	.500, vs. Georgia State, 1-19-06 .500, at William & Mary, 1-5-06	.531, Old Dominion, 1-26-06
	Low	.288, vs. Delaware, 3-3-06 (CAA)	.267, Vermont, 2-18-06
3-Pt. FG	High	11, at Towson, 2-4-06 11, vs. Rider, 11-21-05	12, Towson, 1-23-06
	Low	1, vs. UCLA, 11-25-05	2, by four opponents
3-Pt. FG%	High	.563, vs. Georgia State, 1-19-06	.778, Hofstra, 2-25-06
	Low	.100, vs. UCLA, 11-25-05	.133, Delaware, 1-21-06
Free Throws	High	29, vs. James Madison, 12-7-05	23, Towson, 2-4-06
	Low	2, vs. La Salle, 12-3-05	1, Princeton, 11-14-05
Free Throws Attempted	High	42, vs. James Madison, 12-7-05	35, Delaware, 2-11-06
	Low	3, vs. La Salle, 12-3-05	3, Princeton, 11-14-05
Free Throw %	High	.913, vs. Rider, 11-21-05	.909, Monmouth, 12-31-05
	Low	.500, vs. UNCW, 1-12-06	.333, Princeton, 11-14-05
Rebounds	High	49, at Monmouth, 12-31-05	47, Delaware, 2-11-06
	Low	27, vs. two opponents	17, Princeton, 11-14-05
Assists	High	20, vs. Northeastern, 2-9-06	18, Towson, 2-4-06
	Low	3, vs. two opponents	3, Old Dominion, 12-10-05
Steals	High	14, vs. Sam Houston State, 11-17-05	13, Monmouth, 12-31-05
	Low	1, vs. three opponents	1, Old Dominion, 12-10-05
Blocked Shots	High	13, at William & Mary, 1-5-06	9, Fairleigh Dickinson, 12-17-05
	Low	1, vs. three opponents	0, two opponents
Turnovers	High	22, at William & Mary, 1-5-06	24, two opponents
	Low	4, vs. Towson, 1-23-06	7, Old Dominion, 12-10-05

### Individual Highs

Points	34, Dominick Mejia, at Old Dominion, 1-26-06	33, Gary Neal (Towson), 2-4-06
Field Goals Made	9, Dominick Mejia on three occasions	11, Steven Smith (La Salle) 12-3-05
Field Goals Attempted	22, Dominick Mejia at Delaware, 2-11-06	23, Steven Smith (La Salle), 12-3-05
Free Throws Made	12, Dominick Mejia at Old Dominion, 1-26-06	13, J.J. Redick (Duke), 11-23-05
Free Throws Attempted	14, Dominick Mejia at Old Dominion, 1-26-06	15, J.J. Redick (Duke), 11-23-05
Free Throw Percentage	1.000 (10-10), Bashir Mason at Delaware, 2-11-06	1.000 (6-6), by three opponents
3-Pt. FG Made	7, Dominick Mejia at Old Dominion, 1-26-06	7, Gary Neal (Towson), 1-23-06
Rebounds	14, Randy Oveneke at Princeton, 11-17-05 14, Kenell Sanchez at Towson, 2-4-06	19, Harding Nana (Delaware), 2-11-06
Blocked Shots	9, Chaz Crawford at William & Mary, 1-5-06	5, Ahmad Nivens (Saint Joseph's), 11-29-05
Assists	10, Bashir Mason vs. Old Dominion, 12-10-05	11, Tim Crossin (Towson), 2-4-06
Steals	7, Bashir Mason vs. William & Mary, 2-23-06	5, Brian Grandieri (Penn), 11-26-05

# 2005-06 BOX SCORES

## Official Basketball Box Score — GAME TOTALS — FINAL STATISTICS

Drexel vs Princeton  
11/14/05 7:35 p.m. at Jadwin Gym, Princeton, N.J.

### VISITORS: Drexel 1-0

#	Player Name	TOT-FG			3-PT			REBOUNDS			PF	TP	A	TO	BLK	S	MIN
		FG	FGA	FT	FTA	OF	DE	TOT									
01	Sanchez, Kenell.....	f	0-4	0-0	2-2	3	4	7	3	2	0	1	0	0	0	30	
25	Oveneke, Randy.....	f	1-4	0-0	3-4	8	6	14	1	5	0	2	0	0	0	36	
15	Elegar, Frank.....	c	2-2	0-0	2-2	1	2	3	2	6	0	1	1	0	19		
05	Mason, Bashir.....	g	4-7	0-1	2-4	0	3	3	0	10	5	3	1	2	40		
23	Mejia, Dominick.....	g	5-16	4-11	4-4	0	6	6	0	18	2	4	0	0	16		
12	Hampton, Randy.....	g	0-3	0-1	0-0	1	2	3	0	0	0	0	0	0	35		
20	Crawford, Chaz.....	g	4-7	0-0	5-9	6	3	9	2	13	0	2	2	2	24		
TEAM.....						1	1	1									
Totals.....			16-43	4-13	18-25	19	27	46	8	54	7	13	4	5	200		

TOTAL FG%	1st Half: 5-16	31.3%	2nd Half: 11-27	40.7%	Game: 37.2%	DEADB
3-Pt. FG%	1st Half: 3-7	42.9%	2nd Half: 1-6	16.7%	Game: 30.8%	REBS
F Throw %	1st Half: 15-18	83.3%	2nd Half: 3-7	42.9%	Game: 72.0%	3

### HOME TEAM: Princeton 0-1

#	Player Name	TOT-FG			3-PT			REBOUNDS			PF	TP	A	TO	BLK	S	MIN
		FG	FGA	FT	FTA	OF	DE	TOT									
20	Owings, Luke.....	f	2-7	0-3	1-2	0	2	2	3	5	2	1	0	4	23		
35	Savage, Noah.....	f	5-10	5-8	0-0	0	2	2	4	15	1	1	0	0	26		
54	Schaen, Harrison.....	c	3-9	3-7	0-0	1	2	3	3	9	1	0	0	1	25		
03	Greenman, Scott.....	g	2-9	1-5	0-0	0	0	0	2	5	4	0	0	1	34		
11	Kestler, Geoff.....	g	1-4	0-3	0-1	0	3	3	1	2	1	1	0	0	18		
04	Koncz, Kyle.....	g	1-4	1-4	0-0	0	0	0	1	3	0	1	0	0	24		
10	Sargeant, Matt.....	g	0-0	0-0	0-0	0	1	1	0	0	1	0	0	2	16		
12	Schafer, Max.....	g	0-0	0-0	0-0	0	0	0	0	0	0	0	0	0	2		
21	Okafor, Alex.....	g	1-2	0-0	0-0	1	2	3	1	2	2	0	0	0	23		
23	Ekeruo, Patrick.....	g	0-1	0-0	0-0	0	1	1	2	0	0	2	0	0	9		
TEAM.....						2	2	2									
Totals.....			15-46	10-30	1-3	4	13	17	18	41	12	8	0	8	200		

TOTAL FG%	1st Half: 7-21	33.3%	2nd Half: 8-25	32.0%	Game: 32.6%	DEADB
3-Pt. FG%	1st Half: 5-15	33.3%	2nd Half: 5-15	33.3%	Game: 33.3%	REBS
F Throw %	1st Half: 0-1	0.0%	2nd Half: 1-2	50.0%	Game: 33.3%	1

Officials: Tim Higgins, Ed Corbett, Jim Hancey  
Technical fouls: Drexel-None. Princeton-None.  
Attendance: 2352

Score by Periods	1st	2nd	Total
Drexel.....	28	26	- 54
Princeton.....	19	22	- 41

NIT Season Tip-Off First-Round Game

## Official Basketball Box Score — GAME TOTALS — FINAL STATISTICS

Sam Houston State vs Drexel  
11/17/05 8:00 p.m. at Daskalakis Ath. Center, Phila., PA NIT

### VISITORS: Sam Houston State 1-1

#	Player Name	TOT-FG			3-PT			REBOUNDS			PF	TP	A	TO	BLK	S	MIN
		FG	FGA	FT	FTA	OF	DE	TOT									
23	Bright, Ryan.....	f	8-17	0-4	5-7	4	8	12	3	21	5	5	2	3	39		
44	Williams, Kelvin.....	f	2-6	0-0	1-2	2	3	5	1	5	0	3	0	2	31		
55	Gardner, John.....	f	2-3	0-0	0-0	0	1	1	4	4	0	3	1	0	22		
11	Plair, Jejuan.....	g	4-9	4-6	1-2	0	3	3	4	13	3	3	0	1	30		
31	Jordan, Chris.....	g	5-10	0-0	0-0	0	2	2	2	10	3	2	1	0	37		
05	Rawlins, Reggie.....	g	0-0	0-0	0-0	0	0	0	1	0	0	0	0	0	1		
14	Thomas, Jeremy.....	g	2-3	2-3	2-2	0	5	5	3	8	0	1	0	0	14		
21	Griffin, Ryan.....	g	0-2	0-0	0-0	2	0	2	0	0	0	1	0	0	6		
22	McDaniel, Shamir.....	g	0-2	0-0	0-0	0	1	1	0	0	1	0	0	0	16		
32	Wade, Aaron.....	g	0-1	0-1	0-0	1	1	2	1	0	0	3	0	0	4		
TEAM.....						2	2	4									
Totals.....			23-53	6-14	9-13	11	26	37	19	61	12	21	4	6	200		

TOTAL FG%	1st Half: 13-28	46.4%	2nd Half: 10-25	40.0%	Game: 43.4%	DEADB
3-Pt. FG%	1st Half: 4-7	57.1%	2nd Half: 2-7	28.6%	Game: 42.9%	REBS
F Throw %	1st Half: 3-4	75.0%	2nd Half: 6-9	66.7%	Game: 69.2%	0

### HOME TEAM: Drexel 2-0

#	Player Name	TOT-FG			3-PT			REBOUNDS			PF	TP	A	TO	BLK	S	MIN
		FG	FGA	FT	FTA	OF	DE	TOT									
01	Sanchez, Kenell.....	f	8-12	0-1	0-0	1	1	2	2	16	1	1	2	1	29		
15	Elegar, Frank.....	f	4-7	0-0	4-4	1	6	7	4	12	0	1	3	1	27		
25	Oveneke, Randy.....	f	1-3	0-0	0-0	1	4	5	4	2	1	1	1	0	22		
05	Mason, Bashir.....	g	6-10	1-5	5-9	2	3	5	3	18	7	2	0	3	35		
23	Mejia, Dominick.....	g	5-13	1-6	2-3	0	2	2	0	13	5	2	0	3	32		
00	Hawthorne, Tramayne.....	g	2-5	1-4	0-1	0	0	0	1	5	1	1	0	1	11		
12	Hampton, Randy.....	g	1-4	0-1	0-0	2	1	3	1	2	1	2	0	2	18		
20	Crawford, Chaz.....	g	2-6	0-0	0-2	3	2	5	4	4	0	1	3	3	26		
TEAM.....						4	4	4									
Totals.....			29-60	3-17	11-19	10	23	33	19	72	16	11	9	14	200		

TOTAL FG%	1st Half: 13-33	39.4%	2nd Half: 16-27	59.3%	Game: 48.3%	DEADB
3-Pt. FG%	1st Half: 3-11	27.3%	2nd Half: 2-7	0.0%	Game: 17.6%	REBS
F Throw %	1st Half: 4-9	44.4%	2nd Half: 7-10	70.0%	Game: 57.9%	3

Officials: Buddy Mayborg, Pat Adams, Bryan Kersey  
Technical fouls: Sam Houston State-None. Drexel-None.  
Attendance: 2437

Score by Periods	1st	2nd	Total
Sam Houston State.....	33	28	- 61
Drexel.....	33	39	- 72

Drexel advances to NIT Semifinals  
New attendance record at Daskalakis Athletic Center

## Official Basketball Box Score — GAME TOTALS — FINAL STATISTICS

RIDER vs Drexel  
11/21/05 7:30 at Daskalakis Athletic Center, Phila., Pa.

### VISITORS: RIDER 0-2

#	Player Name	TOT-FG			3-PT			REBOUNDS			PF	TP	A	TO	BLK	S	MIN
		FG	FGA	FT	FTA	OF	DE	TOT									
01	Thompson, Jason.....	f	5-10	0-0	6-8	2	6	8	3	16	3	8	1	1	37		
20	Muniz, Edwin.....	f	0-2	0-1	0-0	1	0	1	5	0	3	2	0	0	16		
34	Johnson, Paul.....	f	0-0	0-0	0-0	2	4	6	0	0	1	3	0	0	24		
13	Johnson, Lamar.....	g	6-10	3-7	4-4	1	3	4	1	19	0	1	0	2	29		
22	Mouton, Terrance.....	g	4-9	3-4	2-2	0	3	3	5	13	3	5	0	0	34		
02	Warner, Kamron.....	g	2-3	2-3	0-0	0	0	0	0	6	0	0	0	0	1		
12	Pierre, Rodney.....	g	0-3	0-1	0-2	1	1	2	3	0	2	1	0	1	22		
23	White, Aaron.....	g	0-0	0-0	0-0	0	0	0	0	0	0	0	0	0	2		
31	Anderson, Barney.....	g	1-2	0-0	2-3	0	1	1	1	4	0	1	0	0	16		
32	Mansell, Harris.....	g	1-1	0-0	0-0	0	2	2	5	2	1	3	0	1	18		
44	Vosilla, Kevin.....	g	0-0	0-0	0-0	0	0	0	0	0	0	0	0	0	1		
TEAM.....						3	3	3									
Totals.....			19-40	8-16	14-19	7	23	30	23	60	13	24	1	6	200		

TOTAL FG%	1st Half: 11-20	55.0%	2nd Half: 8-20	40.0%	Game: 47.5%	DEADB
3-Pt. FG%	1st Half: 3-5	60.0%	2nd Half: 5-11	45.5%	Game: 50.0%	REBS
F Throw %	1st Half: 4-5	80.0%	2nd Half: 10-14	71.4%	Game: 73.7%	2

### HOME TEAM: Drexel 3-0

#	Player Name	TOT-FG			3-PT			REBOUNDS			PF	TP	A	TO	BLK	S	MIN
		FG	FGA	FT	FTA	OF	DE	TOT									
01	Sanchez, Kenell.....	f	5-14	1-4	1-2	4	3	7	4	12	5	4	0	3	38		
25	Oveneke, Randy.....	f	0-2	0-0	0-0	0	0	0	2	0	1	1	0	1	21		
15	Elegar, Frank.....	c	3-6	0-0	6-6	1	3	4	3	12	0	1	0	2	22		
05	Mason, Bashir.....	g	3-9	3-8	9-10	0	1	1	2	18	7	1	0	1	37		
23	Mejia, Dominick.....	g	6-12	4-9	3-3	1	3	4	1	19	4	2	0	1	22		
00	Hawthorne, Tramayne.....	g	1-1	1-1	0-0	0	0	0	1	3	0	0	0	0	4		
12	Hampton, Randy.....	g	2-4	2-3	0-0	0	3	3	2	6	0	1	0	1	2		

# 2005-06 BOX SCORES

## Official Basketball Box Score — GAME TOTALS — FINAL STATISTICS

Drexel vs UCLA (#16)  
11/25/05 4:30 at Madison Square Garden, New York, N.Y.

### VISITORS: Drexel 3-2

##	Player Name	TOT-FG	3-PT	FT-FTA	OF	DE	TOT	PF	TP	A	TO	BLK	S	MIN
01	Sanchez, Kenell..... f	7-12	0-1	0-0	2	4	6	1	14	3	2	0	0	37
12	Hampton, Randy..... f	1-1	0-0	0-0	0	0	0	1	2	0	1	0	0	8
20	Crawford, Chaz..... f	4-7	0-0	0-0	4	2	6	1	8	0	2	2	3	31
15	Elegar, Frank..... c	6-11	0-0	1-2	2	3	5	1	13	2	1	1	1	35
05	Mason, Bashir..... g	4-12	1-3	4-4	2	2	4	4	13	2	3	0	1	35
00	Hawthorne, Tramayne.....	0-2	0-2	0-0	1	2	3	0	0	1	1	0	0	7
23	Mejia, Dominick..... g	1-8	0-3	0-0	0	1	1	2	2	2	3	0	0	33
25	Ovneke, Randy.....	1-3	0-1	2-2	0	0	0	3	4	1	2	0	1	14
TEAM.....						2	1	3						
Totals.....		24-56	1-10	7-8	13	15	28	13	56	11	15	3	6	200

TOTAL FG%	1st Half: 0-0	0.0%	2nd Half: 24-56	42.9%	Game: 42.9%	DEADB
3-Pt. FG%	1st Half: 0-0	0.0%	2nd Half: 1-10	10.0%	Game: 10.0%	REBS
F Throw %	1st Half: 0-0	0.0%	2nd Half: 7-8	87.5%	Game: 87.5%	0

### HOME TEAM: UCLA (#16) 4-1

##	Player Name	TOT-FG	3-PT	FT-FTA	OF	DE	TOT	PF	TP	A	TO	BLK	S	MIN
1	Farmar, Jordan..... *	1-10	1-5	3-4	0	2	2	1	6	8	4	0	0	35
15	Hollins, Ryan..... *	0-2	0-0	0-0	0	2	2	1	0	0	1	0	0	14
21	Bozeman, Cedric..... *	5-6	0-0	0-0	0	2	2	2	10	2	2	0	1	30
23	Mbah a Mo, Luc Richar..... *	3-8	0-1	3-3	5	3	8	4	9	2	1	0	4	32
4	Affalo, Aaron..... *	5-11	4-8	4-5	0	2	2	0	18	1	3	0	0	37
14	Mata, Lorenzo.....	3-4	0-0	2-4	5	3	8	2	8	0	3	1	2	22
2	Collison, Darren.....	0-1	0-0	0-0	0	2	2	1	0	1	2	0	0	12
20	Roll, Michael.....	2-3	2-2	0-0	0	0	0	0	6	0	0	0	0	13
45	Fay, Michael.....	0-0	0-0	0-0	0	1	1	1	0	0	1	0	0	5
TEAM.....						2	2							
Totals.....		19-45	7-16	12-16	10	19	29	12	57	14	18	1	7	200

TOTAL FG%	1st Half: 0-0	0.0%	2nd Half: 19-45	42.2%	Game: 42.2%	DEADB
3-Pt. FG%	1st Half: 0-0	0.0%	2nd Half: 7-16	43.8%	Game: 43.8%	REBS
F Throw %	1st Half: 0-0	0.0%	2nd Half: 12-16	75.0%	Game: 75.0%	5, 1

Officials: Bob Donato, Frank Scagliotta, Jeff Clarke

Technical fouls: Drexel-None. UCLA (#16)-None.

Attendance:

Score by Periods	1st	2nd	Total
Drexel.....	26	30	- 56
UCLA (#16).....	30	27	- 57



Saint Joseph's AD Don DiJulia with Dr. Eric Zillmer

## Official Basketball Box Score — GAME TOTALS — FINAL STATISTICS

Drexel vs Penn  
11/26/05 4:00 at The Palestra, Philadelphia, Pa.

### VISITORS: Drexel 3-3

##	Player Name	TOT-FG	3-PT	FT-FTA	OF	DE	TOT	PF	TP	A	TO	BLK	S	MIN
01	Sanchez, Kenell..... f	4-12	1-2	2-4	2	5	7	3	11	1	2	1	0	37
15	Elegar, Frank..... f	5-15	0-0	7-8	5	5	10	3	17	0	3	2	1	31
20	Crawford, Chaz..... f	4-9	0-0	0-0	4	6	10	5	8	1	2	1	0	26
05	Mason, Bashir..... g	2-7	1-1	1-2	1	2	3	2	6	2	5	0	1	33
23	Mejia, Dominick..... g	4-14	1-8	5-8	0	1	1	5	14	4	2	0	0	32
00	Hawthorne, Tramayne.....	0-0	0-0	0-0	1	1	2	0	0	0	0	0	0	10
12	Hampton, Randy.....	1-1	0-0	0-0	0	0	0	1	2	1	0	0	0	7
22	Tillman, Timothy.....	1-1	0-0	0-1	1	1	2	0	2	0	0	0	0	3
25	Ovneke, Randy.....	0-3	0-0	0-0	2	3	5	3	0	0	1	0	0	20
42	Tribbett, Kenny.....	0-0	0-0	0-0	0	0	0	0	0	0	0	0	0	1
TEAM.....						3	2	5						
Totals.....		21-62	3-11	15-23	19	26	45	23	60	9	15	4	2	200

TOTAL FG%	1st Half: 8-26	30.8%	2nd Half: 13-36	36.1%	Game: 33.9%	DEADB
3-Pt. FG%	1st Half: 1-5	20.0%	2nd Half: 2-6	33.3%	Game: 27.3%	REBS
F Throw %	1st Half: 7-9	77.8%	2nd Half: 8-14	57.1%	Game: 65.2%	4

### HOME TEAM: Penn 2-0

##	Player Name	TOT-FG	3-PT	FT-FTA	OF	DE	TOT	PF	TP	A	TO	BLK	S	MIN
03	Danley, Steve..... f	3-15	0-1	2-2	1	7	8	3	8	2	2	1	0	38
33	Ebede, Friedrich..... f	2-2	0-0	1-1	0	0	0	3	5	0	2	0	1	14
01	Grandieri, Brian..... g	3-9	0-0	6-8	4	11	15	3	12	2	0	0	5	33
02	Joaber, Ibrahim..... g	6-11	1-4	1-2	1	2	3	0	14	1	0	0	2	39
14	Osmundson, Eric..... g	3-5	3-4	6-9	0	1	1	3	15	3	4	0	0	21
13	Whitehurst, David.....	0-0	0-0	2-4	0	2	2	4	2	1	0	0	0	20
24	Zoller, Mark.....	4-8	1-1	0-0	3	1	4	4	9	1	1	0	1	18
31	McMahon, Tommy.....	1-5	1-5	0-1	0	2	2	1	3	0	1	0	0	14
42	Votel, Brennan.....	0-1	0-1	0-0	0	0	0	2	0	0	0	0	0	3
TEAM.....						2	2							
Totals.....		22-56	6-16	18-27	11	26	37	23	68	11	12	1	9	200

TOTAL FG%	1st Half: 15-34	44.1%	2nd Half: 7-22	31.8%	Game: 39.3%	DEADB
3-Pt. FG%	1st Half: 6-14	42.9%	2nd Half: 0-2	0.0%	Game: 37.5%	REBS
F Throw %	1st Half: 4-6	66.7%	2nd Half: 14-21	66.7%	Game: 66.7%	6

Officials: Fran Connolly, Donnie Eppley, David Walker

Technical fouls: Drexel-TEAM. Penn-Zoller, Mark.

Attendance: 6241

Score by Periods	1st	2nd	Total
Drexel.....	24	36	- 60
Penn.....	40	28	- 68

## Official Basketball Box Score — GAME TOTALS — FINAL STATISTICS

Saint Joseph's vs Drexel  
11/29/05 6:00 at The Palestra, Philadelphia Pa.

### VISITORS: Saint Joseph's 3-1

##	Player Name	TOT-FG	3-PT	FT-FTA	OF	DE	TOT	PF	TP	A	TO	BLK	S	MIN
13	Stachitis, Chet..... f	4-8	2-2	6-6	1	2	3	1	16	3	2	0	3	35
52	Ferguson, Rob..... f	2-5	0-1	0-0	0	2	2	5	4	1	3	1	1	31
34	Nivins, Ahmad..... c	1-2	0-0	1-2	3	0	3	5	3	0	2	5	1	29
01	Jalloh, Abdulai..... g	6-10	2-3	8-9	1	8	9	2	16	1	5	0	1	29
05	Lee, Dwayne..... g	5-8	2-4	4-5	0	3	3	2	16	4	2	0	2	38
11	Suroy, Arturo.....	0-0	0-0	0-0	0	1	1	0	0	1	0	0	0	2
12	Calathes, Pat.....	1-4	0-1	0-0	0	3	3	1	2	1	0	0	0	14
23	Fowler, Jordan.....	0-0	0-0	0-0	0	2	2	1	0	0	2	0	0	6
40	Mallon, Dave.....	3-5	0-0	0-0	0	0	0	0	6	0	0	2	1	16
TEAM.....						2	4							
Totals.....		22-42	6-11	19-22	7	25	32	17	69	10	18	8	9	200

TOTAL FG%	1st Half: 12-21	57.1%	2nd Half: 10-21	47.6%	Game: 52.4%	DEADB
3-Pt. FG%	1st Half: 4-6	66.7%	2nd Half: 2-5	40.0%	Game: 54.5%	REBS
F Throw %	1st Half: 3-4	75.0%	2nd Half: 16-18	88.9%	Game: 86.4%	1

### HOME TEAM: Drexel 3-4

##	Player Name	TOT-FG	3-PT	FT-FTA	OF	DE	TOT	PF	TP	A	TO	BLK	S	MIN
01	Sanchez, Kenell..... f	5-12	2-2	0-0	1	1	2	1	12	1	1	2	1	37
20	Crawford, Chaz..... f	1-6	0-0	2-4	5	1	6	3	4	0	1	1	2	32
15	Elegar, Frank..... c	4-10	0-0	5-10	3	7	10	3	13	1	2	0	2	31
05	Mason, Bashir..... g	5-12	4-8	2-2	0	1	1	2	16	2	3	0	2	38
23	Mejia, Dominick..... g	3-7	1-4	1-1	0	0	0	2	8	0	3	0	1	17
00	Hawthorne, Tramayne.....	0-0	0-0	0-0	0	0	0	0	0	0	2	0	2	2
03	Rodgers, Scott.....	1-3	1-2	0-0	0	0	0	5	3	3	0	0	0	12
12	Hampton, Randy.....	1-2	1-1	0-1	0	2	2	2	3	0	1	2	1	15
22	Tillman, Timothy.....	0-0	0-0	0-0	0	0	0	0	0	0	0	0	0	2
25	Ovneke, Randy.....	0-1	0-0	0-0	1	1	2	0	1	0	0	0	0	10
44	Stevenson, Matt.....	0-0	0-0	0-0	0	0	0	0	0	0	0	0	0	4
TEAM.....						2	4							
Totals.....		20-53	9-17	10-18	12	15	27	18	59	8	13	5	11	200

TOTAL FG%	1st Half: 8-25	32.0%	2nd Half: 12-28	42.9%	Game: 37.7%	DEADB
3-Pt. FG%	1st Half: 3-6	50.0%	2nd Half: 6-11	54.5%	Game: 52	

# 2005-06 BOX SCORES

## Official Basketball Box Score — GAME TOTALS — FINAL STATISTICS

Drexel vs La Salle  
12/3/05 12:05 p.m. at Palestra, Philadelphia, Pa.

### VISITORS: Drexel 3-5

#	Player Name	TOT-FG			3-PT			REBOUNDS			PF	TP	A	TO	BLK	S	MIN
		FG-FGA	FG-FGA	FT-FTA	OF	DE	TOT	OF	DE	TOT							
01	Sanchez, Kenell.....	f	2-7	0-2	0-0	0	2	2	2	4	2	0	0	1	24		
20	Crawford, Chaz.....	f	1-5	0-0	0-0	4	2	6	4	2	0	0	4	1	23		
15	Elegar, Frank.....	c	8-16	0-0	2-3	4	9	13	3	18	0	3	0	1	35		
05	Mason, Bashir.....	g	3-9	1-3	0-0	0	1	1	4	7	6	4	0	1	37		
23	Mejia, Dominick.....	g	4-12	1-5	0-0	0	1	1	1	9	6	3	1	1	34		
00	Hawthorne, Tramayne.	g	0-0	0-0	0-0	0	1	1	0	0	0	1	0	0	3		
03	Rodgers, Scott.....	g	3-6	2-3	0-0	1	3	4	3	8	1	1	0	1	23		
25	Oveneke, Randy.....	g	1-5	0-1	0-0	1	0	1	0	2	0	0	0	0	20		
44	Stevenson, Matt.....	g	0-1	0-0	0-0	0	0	0	0	0	0	0	0	0	1		
TEAM.....			3	2	5												
Totals.....			22-61	4-14	2-3	13	21	34	17	50	15	12	5	6	200		

TOTAL FG%	1st Half: 11-30	36.7%	2nd Half: 11-31	35.5%	Game: 36.1%	DEADB
3-Pt. FG%	1st Half: 3-9	33.3%	2nd Half: 1-5	20.0%	Game: 28.6%	REBS
F Throw %	1st Half: 2-3	66.7%	2nd Half: 0-0	0.0%	Game: 66.7%	0

### HOME TEAM: La Salle 4-0

#	Player Name	TOT-FG			3-PT			REBOUNDS			PF	TP	A	TO	BLK	S	MIN
		FG-FGA	FG-FGA	FT-FTA	OF	DE	TOT	OF	DE	TOT							
01	Johnson, Paul.....	f	3-9	0-2	0-0	3	1	4	2	6	1	0	1	1	25		
30	Smith, Steven.....	f	11-23	0-2	4-7	5	10	15	3	26	1	7	0	1	40		
21	Fadipe, Lewis.....	c	1-3	0-0	1-2	3	1	4	4	3	0	1	1	1	11		
14	Cunningham, Tabby...g	g	2-4	0-1	2-3	1	1	2	0	6	4	4	1	3	29		
23	Thomas, Jermaine....g	g	3-7	1-2	2-2	0	3	3	1	9	2	1	0	1	37		
11	Harris, Darnell.....	g	1-6	1-4	0-0	0	2	2	1	3	1	0	0	0	29		
42	St. John, Mike.....	g	4-6	1-2	0-0	3	4	7	3	9	1	0	0	0	29		
TEAM.....			5	5													
Totals.....			25-58	3-13	9-14	15	27	42	14	62	10	13	3	7	200		

TOTAL FG%	1st Half: 14-24	58.3%	2nd Half: 11-34	32.4%	Game: 43.1%	DEADB
3-Pt. FG%	1st Half: 2-5	40.0%	2nd Half: 1-8	12.5%	Game: 23.1%	REBS
F Throw %	1st Half: 5-7	71.4%	2nd Half: 4-7	57.1%	Game: 64.3%	2

Officials: James Luckie, Duke Edsall, Dwayne Gladden

Technical fouls: Drexel-None. La Salle-None.

Attendance:

Score by Periods	1st	2nd	Total
Drexel.....	27	23	- 50
La Salle.....	35	27	- 62



Bruiser Flint, Dawn Staley and Drexel University Chairman of the Board of Trustees Joseph Jacovini

## Official Basketball Box Score — GAME TOTALS — FINAL STATISTICS

JMU vs Drexel  
12/07/05 8:00 p.m. at Daskalakis Athletic Center, Phila., PA

### VISITORS: JMU 2-3, 0-2

#	Player Name	TOT-FG			3-PT			REBOUNDS			PF	TP	A	TO	BLK	S	MIN
		FG-FGA	FG-FGA	FT-FTA	OF	DE	TOT	OF	DE	TOT							
44	Johnson, Cavell.....	f	4-13	0-0	3-6	3	5	8	2	11	3	1	1	1	31		
50	Cathlin, Chris.....	f	2-3	0-0	0-0	0	0	0	5	4	0	1	0	1	5		
14	Bellor, Jomo.....	g	2-8	1-3	1-2	1	1	2	1	6	3	2	0	2	34		
24	Santos, Colby.....	g	0-2	0-1	0-0	0	0	0	2	0	3	0	0	0	15		
34	Barbosa, Ray.....	g	8-14	1-6	2-3	1	1	2	1	19	1	2	1	1	35		
01	Swanston, Kyle.....	g	0-1	0-0	0-0	0	0	0	2	0	0	0	0	0	10		
02	Cooper, David.....	g	0-2	0-0	1-2	1	5	6	5	1	0	2	0	1	18		
03	Posey, Joe.....	g	0-2	0-1	2-2	2	2	4	2	2	1	2	0	2	10		
12	Lampley, Lewis.....	g	0-1	0-0	0-0	0	1	1	2	0	1	0	0	0	6		
15	Chami, Gabriel.....	g	1-2	0-0	0-1	0	2	2	5	2	0	3	0	0	10		
22	Freeman, Daniel.....	g	4-11	1-3	3-4	2	2	4	3	12	3	2	0	3	26		
TEAM.....			1	1	2												
Totals.....			21-59	3-14	12-20	11	20	31	31	57	15	15	2	11	200		

TOTAL FG%	1st Half: 11-31	35.5%	2nd Half: 10-28	35.7%	Game: 35.6%	DEADB
3-Pt. FG%	1st Half: 1-7	14.3%	2nd Half: 2-7	28.6%	Game: 21.4%	REBS
F Throw %	1st Half: 4-8	50.0%	2nd Half: 8-12	66.7%	Game: 60.0%	2

### HOME TEAM: Drexel 4-5, 1-0

#	Player Name	TOT-FG			3-PT			REBOUNDS			PF	TP	A	TO	BLK	S	MIN
		FG-FGA	FG-FGA	FT-FTA	OF	DE	TOT	OF	DE	TOT							
01	Sanchez, Kenell.....	f	5-10	0-0	11-12	1	7	8	1	21	2	4	0	0	34		
25	Oveneke, Randy.....	f	0-0	0-0	0-0	1	2	3	2	0	5	1	0	17			
15	Elegar, Frank.....	c	4-7	0-0	4-6	1	1	2	4	12	0	2	1	1	26		
05	Mason, Bashir.....	g	2-7	0-2	2-4	0	3	3	2	6	5	1	1	2	39		
23	Mejia, Dominick.....	g	4-12	3-9	10-12	1	5	6	2	21	1	4	1	1	30		
00	Hawthorne, Tramayne.	g	0-0	0-0	1-2	0	1	1	1	0	0	0	0	0	1		
03	Rodgers, Scott.....	g	0-2	0-1	0-0	0	0	0	1	0	0	0	0	0	5		
12	Hampton, Randy.....	g	0-3	0-1	0-4	1	6	7	4	0	1	0	0	0	20		
20	Crawford, Chaz.....	g	2-3	0-0	1-2	5	3	8	4	5	2	3	2	0	20		
22	Tillman, Timothy....	g	1-1	0-0	0-0	1	0	1	2	2	0	1	0	0	4		
44	Stevenson, Matt.....	g	0-1	0-0	0-0	1	0	1	0	0	0	0	0	0	4		
TEAM.....			3	4	7												
Totals.....			18-46	3-13	29-42	15	32	47	23	68	10	21	6	4	200		

TOTAL FG%	1st Half: 9-23	39.1%	2nd Half: 9-23	39.1%	Game: 39.1%	DEADB
3-Pt. FG%	1st Half: 2-7	28.6%	2nd Half: 1-6	16.7%	Game: 23.1%	REBS
F Throw %	1st Half: 11-18	61.1%	2nd Half: 18-24	75.0%	Game: 69.0%	6,1

Officials: Ray Perone, Bill Laubenstein, Joey Caruthers

Technical fouls: JMU-Team. Drexel-None.

Score by Periods	1st	2nd	Total
JMU.....	27	30	- 57
Drexel.....	31	37	- 68

## Official Basketball Box Score — GAME TOTALS — FINAL STATISTICS

ODU vs Drexel  
12/10/05 3:00 p.m. at Daskalakis Athletic Center, Phila., PA

### VISITORS: ODU 6-2, 1-1

#	Player Name	TOT-FG			3-PT			REBOUNDS			PF	TP	A	TO	BLK	S	MIN
		FG-FGA	FG-FGA	FT-FTA	OF	DE	TOT	OF	DE	TOT							
31	Dahi, Arnaud.....	f	3-10	1-3	5-7	2	2	4	3	12	1	0	0	0	22		
40	Loughlin, Alex.....	f	0-4	0-1	0-0	0	1	1	3	0	0	1	0	0	14		
01	Hunter, Isaiah.....	g	3-7	1-4	2-3	0	2	2	0	9	0	0	0	0	17		
10	Williamson, Drew....g	g	0-2	0-2	0-0	0	1	1	1	1	0	1	0	1	22		
20	Henderson, Brian....g	g	0-1	0-1	0-0	0	1	1	0	1	0	0	0	0	16		
03	Morris, John.....	g	1-2	0-1	1-1	1	3	4	0	3	0	0	0	0	18		
04	Johnson, Brandon....	g	1-5	1-2	1-2	1	3	4	4	4	1	1	0	0	24		
11	Lidonde, Abdi.....	g	1-3	0-2	0-0	0	1	1	0	2	0	0	0	0	6		
21	Thompson, Jason.....	g	1-2	0-1	0-0	0	0	0	0	2	0	0	0	0	14		
30	Harris, Sam.....	g	1-5	0-0	1-2	2	1	3	1	3	1	2	3	0	15		
34	Adams, Jonathan....	g	1-1	0-0	0-0	0	2	2	0	2	0	2	0	0	12		
42	Vasylius, Valdas....	g	2-5	0-1	1-2	1	1	2	3	5	0	1	0	0	16		
55	Mrkscic, Janko.....	g	0-2	0-0	0-0	1	0	1	1	0	0	0	0	0	4		
TEAM.....			4	4													
Totals.....			14-49	3-18	11-17	8	22	30	17	42	3	7	3	1	200		

TOTAL FG%	1st Half: 3-25	12.0%	2nd Half: 11-24	45.8%	Game: 28.6%	DEADB
3-Pt. FG%	1st Half: 0-11	0.0%	2nd Half: 3-7	42.9%	Game: 16.7%	REBS
F Throw %	1st Half: 4-7	57.1%	2nd Half: 7-10	70.0%	Game: 64.7%	2

### HOME TEAM: Drexel 5-5, 2-0

#	Player Name	TOT-FG			3-PT			REBOUNDS			PF	TP	A	TO	BLK	S
---	-------------	--------	--	--	------	--	--	----------	--	--	----	----	---	----	-----	---

# 2005-06 BOX SCORES



## Official Basketball Box Score — GAME TOTALS — FINAL STATISTICS

DREXEL vs Fairleigh Dickinson  
12/17/05 7:30 pm at Rothman Center, Hackensack, NJ

### VISITORS: DREXEL 6-5

#	Player Name	TOT-FG			3-PT			REBOUNDS			PF	TP	A	TO	BLK	S	MIN
		FG-FGA	FG-FGA	FT-FTA	FG-FGA	FG-FGA	FT-FTA	OF	DE	TOT							
01	Sanchez, Kenell..... f	5-13	0-1	6-9	2	5	7	2	16	2	3	2	2	35			
25	Ovneke, Randy..... f	3-5	0-0	1-2	0	5	5	4	7	1	1	0	0	20			
15	Elegar, Frank..... c	4-9	0-0	2-3	3	4	7	4	10	0	2	0	1	17			
05	Mason, Bashir..... g	3-8	1-2	1-3	0	3	3	0	8	3	2	0	0	38			
23	Mejia, Dominick..... g	3-13	2-9	2-3	0	5	5	1	10	3	2	0	1	28			
03	Rodgers, Scott..... g	0-0	0-0	0-0	0	0	0	1	0	0	1	0	0	4			
12	Hampton, Randy..... g	0-0	0-0	0-0	0	1	1	2	0	0	3	0	1	15			
20	Crawford, Chaz..... g	0-1	0-0	0-0	1	2	3	4	0	0	1	2	0	14			
22	Tillman, Timothy..... g	0-1	0-0	0-0	1	2	3	2	0	0	1	1	0	16			
44	Stevenson, Matt..... g	1-2	1-1	0-0	1	1	2	3	3	0	1	0	0	13			
TEAM.....						4		5									
Totals.....		19-52	4-13	12-20	12	29	41	23	54	9	17	5	5	200			

TOTAL FG%	1st Half: 11-29 37.9%	2nd Half: 8-23 34.8%	Game: 36.5%	DEADB
3-Pt. FG%	1st Half: 3-8 37.5%	2nd Half: 1-5 20.0%	Game: 30.8%	REBS
F Throw %	1st Half: 4-9 44.4%	2nd Half: 8-11 72.7%	Game: 60.0%	1

### HOME TEAM: Fairleigh Dickinson 5-4

#	Player Name	TOT-FG			3-PT			REBOUNDS			PF	TP	A	TO	BLK	S	MIN
		FG-FGA	FG-FGA	FT-FTA	FG-FGA	FG-FGA	FT-FTA	OF	DE	TOT							
30	PEEPLES, Michael..... f	1-5	0-1	0-0	0	2	2	2	2	1	1	3	1	23			
50	KLAIBER, Gordon..... f	3-7	0-2	5-7	0	6	6	3	11	0	1	2	1	32			
35	CROSARIO, Andrea..... c	4-6	0-0	0-2	0	6	6	5	8	0	1	2	0	15			
1	TIMBERLAKE, Chad..... g	0-7	0-3	0-0	0	6	6	3	0	1	6	1	2	36			
21	MURRAY, Bernell..... g	2-7	1-3	0-0	1	0	1	0	5	3	2	0	0	23			
00	HARRIS, Andre..... g	1-6	0-0	6-6	3	1	4	4	8	0	5	1	0	21			
10	BLACKGROVE, John..... g	1-3	0-2	1-1	0	0	0	1	3	2	2	0	1	18			
13	TYLER, Cameron..... g	2-4	1-1	3-4	0	1	1	2	1	1	0	1	0	20			
33	HAZARD, Eric..... g	0-0	0-0	0-0	0	1	1	0	0	0	0	0	0	4			
55	INGRAM, Jordan..... g	1-2	0-1	2-2	0	2	2	1	4	0	0	0	0	8			
TEAM.....						2		5									
Totals.....		15-47	2-13	17-22	6	28	34	20	49	8	19	9	6	200			

TOTAL FG%	1st Half: 6-24 25.0%	2nd Half: 9-23 39.1%	Game: 31.9%	DEADB
3-Pt. FG%	1st Half: 2-10 20.0%	2nd Half: 0-3 0.0%	Game: 15.4%	REBS
F Throw %	1st Half: 11-11 100%	2nd Half: 6-11 54.5%	Game: 77.3%	2

Officials: John Hughes, Paul Jacky Loube, Donny Eppley Technical fouls: DREXEL-None. Fairleigh Dickinson-None.  
Attendance: 1307

Score by Periods	1st	2nd	Total
DREXEL.....	29	25	54
Fairleigh Dickinson.....	25	24	49

Points in the paint-DREXEL 22,FDU 20. Points off turnovers-DREXEL 20,FDU 19.  
2nd chance points-DREXEL 15,FDU 6. Fast break points-DREXEL 0,FDU 2.  
Bench points-DREXEL 3,FDU 23. Score tied-4 times. Lead changes-10 times.

## Official Basketball Box Score — GAME TOTALS — FINAL STATISTICS

Ball State vs Drexel  
12/20/05 7:33 at Daskalakis Athletic Center .. Phila,PA

### VISITORS: Ball State 4-3

#	Player Name	TOT-FG			3-PT			REBOUNDS			PF	TP	A	TO	BLK	S	MIN
		FG-FGA	FG-FGA	FT-FTA	FG-FGA	FG-FGA	FT-FTA	OF	DE	TOT							
13	AMES, Chris..... f	1-4	0-1	0-0	0	2	2	4	2	1	2	0	3	32			
15	PEYTON, D'ANDRE..... f	1-9	0-0	0-0	4	1	5	3	2	1	3	1	0	26			
01	BASS, Charles..... c	2-8	0-1	0-2	2	4	6	3	4	1	1	0	0	30			
03	ACKER, Maurice..... g	4-13	2-5	2-2	1	4	5	4	12	5	4	0	2	36			
24	MILLS, Julian..... g	7-14	4-6	0-1	2	2	4	1	18	2	1	0	1	37			
02	LAMPLEY, Brandon..... g	0-0	0-0	0-0	0	0	0	0	0	1	0	0	0	4			
21	ADLER, London..... g	2-3	1-1	0-0	1	4	5	1	5	1	1	0	0	14			
23	PERRYMAN, Jalon..... g	2-3	2-3	2-2	1	0	1	0	8	0	0	0	0	8			
33	NEWELL, Anthony..... g	0-0	0-0	0-0	0	0	0	0	0	0	0	0	0	3			
50	NELSON, Pat..... g	0-2	0-0	0-0	0	0	0	1	0	0	0	0	0	10			
TEAM.....						4		2		6							
Totals.....		19-56	9-17	4-7	15	19	34	17	51	11	14	2	6	200			

TOTAL FG%	1st Half: 9-25 36.0%	2nd Half: 10-31 32.3%	Game: 33.9%	DEADB
3-Pt. FG%	1st Half: 5-10 50.0%	2nd Half: 4-7 57.1%	Game: 52.9%	REBS
F Throw %	1st Half: 4-6 66.7%	2nd Half: 0-1 0.0%	Game: 57.1%	1

### HOME TEAM: Drexel 7-5

#	Player Name	TOT-FG			3-PT			REBOUNDS			PF	TP	A	TO	BLK	S	MIN
		FG-FGA	FG-FGA	FT-FTA	FG-FGA	FG-FGA	FT-FTA	OF	DE	TOT							
01	Sanchez, Kenell..... f	2-8	0-1	0-2	1	1	2	2	4	1	0	0	2	34			
25	Ovneke, Randy..... f	1-2	0-0	1-2	0	0	0	1	3	1	0	0	0	18			
15	Elegar, Frank..... c	3-8	0-0	4-6	3	8	11	2	10	0	4	4	2	33			
05	Mason, Bashir..... g	4-9	1-3	4-4	1	1	2	4	13	2	2	2	2	24			
23	Mejia, Dominick..... g	5-9	4-8	0-0	0	3	3	2	14	2	4	0	0	25			
00	Hawthorne, Tramayne..... g	0-0	0-0	0-0	0	0	0	0	0	0	0	0	0	1			
03	Rodgers, Scott..... g	0-2	0-2	0-0	0	0	0	2	0	3	3	0	1	16			
12	Hampton, Randy..... g	4-6	2-4	0-0	0	4	4	0	10	0	0	0	0	21			
20	Crawford, Chaz..... g	1-2	0-0	0-2	3	6	9	2	2	1	2	3	0	28			
TEAM.....						2		2									
Totals.....		20-46	7-18	9-16	10	23	33	15	56	10	15	9	7	200			

TOTAL FG%	1st Half: 12-23 52.2%	2nd Half: 8-23 34.8%	Game: 43.5%	DEADB
3-Pt. FG%	1st Half: 4-10 40.0%	2nd Half: 3-8 37.5%	Game: 38.9%	REBS
F Throw %	1st Half: 3-5 60.0%	2nd Half: 6-11 54.5%	Game: 56.3%	4,1

Officials: D.J. Carstensen, Kyle Ingram, Chris Beaver Technical fouls: Ball State-None. Drexel-None. Attendance: 1025

Score by Periods	1st	2nd	Total
Ball State.....	27	24	51
Drexel.....	31	25	56

Points in the paint-BALL 12,DREXEL 18. Points off turnovers-BALL 16,DREXEL 21.  
2nd chance points-BALL 13,DREXEL 11. Fast break points-BALL 8,DREXEL 4.  
Bench points-BALL 13,DREXEL 12. Score tied-2 times. Lead changes-2 times.

## Official Basketball Box Score — GAME TOTALS — FINAL STATISTICS

DREXEL vs Monmouth  
12/31/05 4:00 p.m. at W. Long Branch, N.J. (Boylan Gym)

### VISITORS: DREXEL 8-5

#	Player Name	TOT-FG			3-PT			REBOUNDS			PF	TP	A	TO	BLK	S	MIN
		FG-FGA	FG-FGA	FT-FTA	FG-FGA	FG-FGA	FT-FTA	OF	DE	TOT							
01	Sanchez, Kenell..... f	2-14	0-3	3-3	3	1	4	2	7	2	3	1	0	29			
25	Ovneke, Randy..... f	1-3	0-0	0-0	0	1	1	1	2	1	0	0	0	18			
15	Elegar, Frank..... c	2-7	0-0	3-4	5	6	11	2	7	3	3	2	0	36			
05	Mason, Bashir..... g	2-7	1-4	1-2	0	6	6	3	6	3	6	0	1	36			
23	Mejia, Dominick..... g	4-9	4-7	6-6	0	3	3	0	18	1	4	0	3	35			
03	Rodgers, Scott..... g	0-1	0-0	0-0	0	1	1	2	0	0	0	0	1	7			
12	Hampton, Randy..... g	2-3	1-2	1-2	2	6	8	3	6	0	4	0	1	15			
20	Crawford, Chaz..... g	3-4	0-0	1-3	4	5	9	1	7	1	1	3	0	22			
44	Stevenson, Matt..... g	0-2	0-0	0-0	0	0	0	1	0	0	1	0	0	2			
TEAM.....						3		6									
Totals.....		16-50	6-16	15-20	17	32	49	15	53	11	21	6	6	200			

TOTAL FG%	1st Half: 8-23 34.8%	2nd Half: 8-27 29.6%	Game: 32.0%	DEADB
3-Pt. FG%	1st Half: 5-9 55.6%	2nd Half: 1-7 14.3%	Game: 37.5%	REBS
F Throw %	1st Half: 9-12 75.0%	2nd Half: 6-8 75.0%	Game: 75.0%	3

### HOME TEAM: Monmouth 4-8

#	Player Name	TOT-FG			3-PT			REBOUNDS			PF	TP	A	TO	BLK	S	MIN
		FG-FGA	FG-FGA	FT-FTA	FG-FGA	FG-FGA	FT-FTA	OF	DE	TOT							
01	DELIC, Dejan..... f	4-17	3-10	3-4	1	0	1	3	14	2	0	0	4	36			
23	ALSTON, Marques..... f	4-10	1-2	1-1	1	7	8	2	10	1	5	0	1	29			
13	HALLETT, Corey..... c	0-6	0-0	0-0	2	2	4	4	0	0	1	1	0	15			
05	COLEMAN, Whitney..... g	5-7	1-3	3-3	0	6	6	2	14	2	1	0	2	40			
35	KENNY, Chris..... g	0-7	0-5	0-0	0	1	1	2	0	1	1	0	4	30			
02	NUNNER, Alex..... g	0-2	0-2	0-0	0	0	0	1	0	0	0	0	0	8			
10	SHIPMAN, Mike..... g	4-6	0-0	3-3	1	1	2	2	11	3	1	0	2	26			
20	JOHNSON, Tyson..... g	0-2	0-0	0-0	0	0	0	1	0	1	1	0	0	6			
34	WILSON, Brent..... g	0-0	0-0	0-0	0	0	0	2	0	2	1	0	0	10			
TEAM.....						4		6									
Totals.....		17-57	5-22	10-11	9	19	28	19	49	12	11	1	13	200			

TOTAL FG%	1st Half: 9-32 28.1%	2nd Half: 8-25 32.0%	Game: 29.8%	DEADB
3-Pt. FG%	1st Half: 2-10 20.0%	2nd Half: 3-12 25.0%	Game: 22.7%	REBS
F Throw %	1st Half: 5-5 100%	2nd Half: 5-6 83.3%	Game: 90.9%	0

Officials: Technical fouls: DREXEL-None. Monmouth-None.  
Attendance: 1421

Score by Periods	1st	2nd	Total
DREXEL.....	30	23	53
Monmouth.....	25	24	49

Points in the paint-DREXEL 18,MU 22. Points off turnovers-DREXEL 10,MU 16.  
2nd chance points-DREXEL 12,MU 8. Fast break points-DREXEL 4,MU 4.  
Bench points-DREXEL 13,MU 11. Score tied-1 time. Lead changes-0 times.

# 2005-06 BOX SCORES

## Official Basketball Box Score — GAME TOTALS — FINAL STATISTICS

Drexel vs William and Mary  
1/5/06 7:00 PM at Kaplan Arena, Williamsburg, VA

VISITORS: Drexel 9-5, 3-0 CAA

#	Player Name	TOT-FG			3-PT			REBOUNDS			PF	TP	A	TO	BLK	S	MIN
		FG-FGA	FG-FGA	FT-FTA	OF	DE	TOT	OF	DE	TOT							
01	Sanchez, Kenell..... f	5-11	1-1	2-3	0	3	3	2	13	1	3	4	0	0	34		
25	Oveneke, Randy..... f	0-0	0-0	0-0	0	1	1	2	0	0	1	0	0	0	12		
15	Elegar, Frank..... c	7-7	0-0	3-6	1	5	6	4	17	0	2	0	0	0	32		
05	Mason, Bashir..... g	3-8	1-4	4-4	0	5	5	2	11	2	4	0	1	33			
23	Meja, Dominick..... g	2-10	1-8	0-0	0	4	4	0	5	0	5	0	0	0	25		
03	Rodgers, Scott..... g	0-0	0-0	0-0	0	0	0	0	0	1	2	0	0	0	7		
12	Hampton, Randy..... g	1-1	1-1	2-4	1	1	2	3	5	1	2	0	0	0	21		
20	Crawford, Chaz..... g	2-2	0-0	0-0	6	6	12	3	4	2	2	9	0	0	29		
44	Stevenson, Matt..... g	1-3	0-1	0-0	0	0	0	1	2	0	1	0	0	0	7		
TEAM.....																	
Totals.....		21-42	4-15	11-17	9	27	36	17	57	7	22	13	1	200			

TOTAL FG%	1st Half: 10-25	40.0%	2nd Half: 11-17	64.7%	Game: 50.0%	DEADB
3-Pt. FG%	1st Half: 2-10	20.0%	2nd Half: 2-5	40.0%	Game: 26.7%	REBS
F Throw %	1st Half: 1-2	50.0%	2nd Half: 10-15	66.7%	Game: 64.7%	2, 1

HOME TEAM: William and Mary 5-7, 0-3 CAA

#	Player Name	TOT-FG			3-PT			REBOUNDS			PF	TP	A	TO	BLK	S	MIN
		FG-FGA	FG-FGA	FT-FTA	OF	DE	TOT	OF	DE	TOT							
13	Kisielius, Laimis..... f	4-14	0-2	3-4	0	3	3	2	11	1	1	0	0	0	33		
45	Cofield, Corey..... f	0-7	0-0	0-2	2	1	3	1	0	1	1	0	0	0	20		
12	Hutt, Brian..... c	6-7	0-0	0-1	4	6	10	5	12	0	2	1	0	0	28		
01	Baker, Calvin..... g	3-12	2-4	0-0	2	0	2	0	8	4	4	0	2	36			
24	Payton, Adam..... g	4-6	0-0	1-2	0	1	1	1	9	1	3	0	2	33			
04	Smith, Alex..... g	1-3	0-0	0-0	2	0	2	1	2	0	0	0	0	5			
11	Mann, Nathan..... g	0-3	0-2	0-0	0	0	0	0	0	0	0	0	0	11			
15	Stein, Peter..... g	2-4	0-1	0-0	0	3	3	3	4	1	0	0	0	13			
20	Carrabine, Kyle..... g	0-0	0-0	0-0	0	0	0	0	0	0	0	0	0	2			
21	Smith, Hawley..... g	0-2	0-0	0-0	1	1	2	3	0	2	0	1	1	12			
22	Mokris, Taylor..... g	0-0	0-0	0-0	0	0	0	2	0	0	0	0	0	7			
TEAM.....																	
Totals.....		20-58	2-9	4-9	12	16	28	18	46	8	14	1	5	200			

TOTAL FG%	1st Half: 9-28	32.1%	2nd Half: 11-30	36.7%	Game: 34.5%	DEADB
3-Pt. FG%	1st Half: 0-4	0.0%	2nd Half: 2-5	40.0%	Game: 22.2%	REBS
F Throw %	1st Half: 0-3	0.0%	2nd Half: 4-6	66.7%	Game: 44.4%	3

Officials: Ray Natili, Mike Eades, Bobby Pennington Technical fouls: Drexel-None. William and Mary-None. Attendance: 1916

Score by Periods	1st	2nd	Total
Drexel.....	23	34	57
William and Mary.....	18	28	46

Points in the paint-DREXEL 22,W&M 34. Points off turnovers-DREXEL 10,W&M 21.  
2nd chance points-DREXEL 12,W&M 8. Fast break points-DREXEL 4,W&M 4.  
Bench points-DREXEL 11,W&M 6. Score tied-1 time. Lead changes-2 times.

## Official Basketball Box Score — GAME TOTALS — FINAL STATISTICS

Drexel vs VCU  
1/7/06 7:30 p.m. at Alltel Pavilion, Richmond, Va.

VISITORS: Drexel 9-6, 3-1 CAA

#	Player Name	TOT-FG			3-PT			REBOUNDS			PF	TP	A	TO	BLK	S	MIN
		FG-FGA	FG-FGA	FT-FTA	OF	DE	TOT	OF	DE	TOT							
01	Sanchez, Kenell..... f	1-6	0-0	4-6	3	4	7	3	6	1	3	0	0	0	31		
25	Oveneke, Randy..... f	0-1	0-0	1-2	0	3	3	3	1	0	0	0	0	0	17		
15	Elegar, Frank..... c	2-4	0-0	5-9	2	6	8	2	9	0	1	0	0	0	32		
05	Mason, Bashir..... g	3-12	0-3	0-0	0	1	1	2	6	0	4	0	0	0	32		
23	Meja, Dominick..... g	8-15	4-7	4-4	0	3	3	2	24	0	0	0	0	0	36		
03	Rodgers, Scott..... g	1-3	0-0	0-0	0	0	0	2	2	1	2	0	1	14			
12	Hampton, Randy..... g	0-0	0-0	0-0	0	0	0	0	0	0	1	0	0	7			
20	Crawford, Chaz..... g	5-8	0-0	2-4	9	3	12	4	12	1	1	1	2	31			
TEAM.....																	
Totals.....		20-49	4-10	16-25	15	22	37	18	60	3	12	1	3	200			

TOTAL FG%	1st Half: 7-24	29.2%	2nd Half: 13-25	52.0%	Game: 40.8%	DEADB
3-Pt. FG%	1st Half: 3-6	50.0%	2nd Half: 1-4	25.0%	Game: 40.0%	REBS
F Throw %	1st Half: 5-8	62.5%	2nd Half: 11-17	64.7%	Game: 64.0%	5

HOME TEAM: VCU 9-4, 3-2 CAA

#	Player Name	TOT-FG			3-PT			REBOUNDS			PF	TP	A	TO	BLK	S	MIN
		FG-FGA	FG-FGA	FT-FTA	OF	DE	TOT	OF	DE	TOT							
21	George, Nick..... f	7-14	3-4	5-5	2	2	4	2	22	0	2	0	1	33			
31	Davis, Eric..... g	1-3	0-0	2-3	0	2	2	5	4	0	1	0	0	22			
20	Walker, B.A..... g	7-12	3-7	2-2	0	0	0	2	19	1	0	0	0	35			
23	Pellot-Rosa, Jesse..... g	1-7	0-4	4-5	4	3	7	3	6	4	3	0	2	32			
25	Harper, Alexander..... g	1-3	1-2	0-0	0	2	2	3	3	0	0	0	0	19			
01	Dixon, Renardo..... g	2-4	0-1	0-0	1	0	1	2	4	0	0	0	1	8			
03	Maynor, Eric..... g	2-2	0-0	0-0	0	2	2	1	4	1	2	0	0	22			
04	Anderson, Michael..... g	0-1	0-1	0-0	0	1	1	1	0	0	0	0	0	9			
32	Shuler, Jamal..... g	0-2	0-2	0-0	0	1	1	1	0	2	0	0	0	10			
40	Faulk, Sam..... g	0-0	0-0	0-4	1	2	3	3	0	0	0	0	0	1	10		
TEAM.....																	
Totals.....		21-48	7-21	13-19	9	18	27	23	62	8	8	0	5	200			

TOTAL FG%	1st Half: 11-21	52.4%	2nd Half: 10-27	37.0%	Game: 43.8%	DEADB
3-Pt. FG%	1st Half: 3-9	33.3%	2nd Half: 4-12	33.3%	Game: 33.3%	REBS
F Throw %	1st Half: 5-6	83.3%	2nd Half: 8-13	61.5%	Game: 68.4%	2

Officials: Steve Gordon, Curtis Blair, Tim Nestor Technical fouls: Drexel-None. VCU-None. Attendance: 5092

Score by Periods	1st	2nd	Total
Drexel.....	22	38	60
VCU.....	30	32	62

VCU's B.A. Walker jumper as time expires  
Points in the paint-DREXEL 28,VCU 18. Points off turnovers-DREXEL 6,VCU 16.  
2nd chance points-DREXEL 13,VCU 8. Fast break points-DREXEL 0,VCU 0.  
Bench points-DREXEL 14,VCU 8. Score tied-1 time. Lead changes-0 times.

## Official Basketball Box Score — GAME TOTALS — FINAL STATISTICS

UNCW vs Drexel  
01/12/06 7:30 pm at Daskalakis Athletic Center

VISITORS: UNCW 12-5 (5-1)

#	Player Name	TOT-FG			3-PT			REBOUNDS			PF	TP	A	TO	BLK	S	MIN
		FG-FGA	FG-FGA	FT-FTA	OF	DE	TOT	OF	DE	TOT							
34	Loe, Mitch..... f	3-5	1-3	1-2	0	7	7	4	8	1	0	0	0	0	27		
41	Hendley, Todd..... f	3-7	0-1	3-5	1	3	4	3	9	1	0	0	1	31			
42	Wyrick, Beckham..... f	2-7	1-3	0-0	1	1	2	3	5	1	1	2	2	37			
02	Carter, T.J..... g	3-11	0-2	6-6	1	2	3	0	12	2	1	0	4	30			
03	Goldsberry, John..... g	5-7	1-3	2-3	1	5	6	2	13	2	2	0	1	35			
04	Fountain, Daniel..... g	0-0	0-0	0-0	1	2	3	0	0	0	1	0	1	5			
20	Lay, Taylor..... g	2-3	1-1	0-0	2	2	2	1	5	0	1	0	0	11			
22	Soyboe, Temi..... g	0-2	0-1	0-0	0	4	4	1	0	6	3	0	1	20			
31	Grkovic, Dejan..... g	0-3	0-0	0-0	0	0	0	2	0	1	0	0	0	11			
32	Kuljadin, Vladimir..... g	7-8	0-0	0-2	4	0	4	1	14	1	2	2	0	18			
TEAM.....																	
Totals.....		25-53	4-14	12-18	10	27	37	17	66	15	11	4	10	225			

TOTAL FG%	1st Half: 14-25	56.0%	2nd Half: 9-24	37.5%	OT: 2-4	50.0%	Game: 47.2%
3-Pt. FG%	1st Half: 2-7	28.6%	2nd Half: 2-7	28.6%	OT: 0-0	0.0%	Game: 28.6%
F Throw %	1st Half: 0-1	0.0%	2nd Half: 4-6	66.7%	OT: 8-11	72.7%	Game: 66.7%

HOME TEAM: Drexel 9-7 (3-2)

#	Player Name	TOT-FG			3-PT			REBOUNDS			PF	TP	A	TO	BLK	S	MIN
		FG-FGA	FG-FGA	FT-FTA	OF	DE	TOT	OF	DE	TOT							
01	Sanchez, Kenell..... f	6-14	1-3	0-0	3	0	3	3	13	2	1	2	0	42			
25	Oveneke, Randy..... f	0-2	0-0	0-0	2	0	2	0	0	0	0	0	1	15			
15	Elegar, Frank..... c	5-6	0-0	5-6	1	3	4	3	15	2	1	4	0	37			
05	Mason, Bashir..... g	5-16	2-9	0-0	0	5	5	5	12	5	0	0	0	40			
23	Meja, Dominick..... g	5-15	4-11	0-0	0	3	3	1	14	5	4	0					

# 2005-06 BOX SCORES

## Official Basketball Box Score — GAME TOTALS — FINAL STATISTICS

GSU vs Drexel  
01/19/06 7:35 PM at Daskalakis Athletic Center, Phila., PA

VISITORS: GSU 4-11, 2-6

##	Player Name	TOT-FG			3-PT			REBOUNDS			PF	TP	A	TO	BLK	S	MIN
		FG-FGA	FG-FGA	FT-FTA	OF	DE	TOT	OF	DE	TOT							
32	Billingslea, Justin..... f	4-5	0-0	0-0	0	0	0	5	8	0	1	0	0	17			
44	Dickerson, Deven..... c	1-6	0-0	1-1	0	2	2	3	3	0	0	0	1	18			
12	Manier, Malcolm..... g	4-9	2-4	3-3	0	1	1	1	13	1	2	1	0	35			
20	Copeland, Boyd..... g	4-8	0-0	2-2	1	0	1	2	10	3	2	1	0	34			
50	Favors, Herman..... g	3-6	2-4	3-4	0	4	4	2	11	2	3	1	0	31			
01	Chase, Rashad..... g	3-7	0-1	0-0	2	5	7	1	6	3	2	1	0	27			
02	Parique, Lance..... g	1-5	1-1	3-4	1	3	4	1	6	0	1	1	0	19			
04	Whatley, Dominique..... g	0-0	0-0	0-0	0	0	0	0	0	0	0	0	1	1			
21	Mendez, Leonard..... g	0-0	0-0	0-0	1	0	1	0	0	0	1	0	0	2			
25	Cartwright, Brandon..... g	0-2	0-0	0-0	2	1	3	0	0	2	0	0	0	16			
TEAM.....					5			1			6						
Totals.....		20-48	5-10	12-14	12	17	29	15	57	11	12	6	2	200			

TOTAL FG%	1st Half: 14-22	63.6%	2nd Half: 6-26	23.1%	Game: 41.7%	DEADB
3-Pt. FG%	1st Half: 3-4	75.0%	2nd Half: 2-6	33.3%	Game: 50.0%	REBS
F Throw %	1st Half: 6-6	100%	2nd Half: 6-8	75.0%	Game: 85.7%	2

HOME TEAM: Drexel 10-8, 4-3

##	Player Name	TOT-FG			3-PT			REBOUNDS			PF	TP	A	TO	BLK	S	MIN
		FG-FGA	FG-FGA	FT-FTA	OF	DE	TOT	OF	DE	TOT							
01	Sanchez, Kenell..... f	2-6	0-0	0-0	0	1	1	1	4	2	0	0	1	21			
25	Oveneke, Randy..... f	4-6	0-0	0-0	1	3	4	3	8	2	1	0	0	21			
15	Elegar, Frank..... c	5-6	0-0	3-5	4	0	4	3	13	3	2	1	0	26			
05	Mason, Bashir..... g	2-7	2-3	0-0	1	3	4	1	6	2	0	0	0	32			
23	Mejia, Dominick..... g	6-15	5-8	1-2	0	3	3	1	18	5	0	0	1	29			
00	Hawthorne, Tramayne..... g	0-0	0-0	0-0	0	0	0	0	0	0	1	0	1	1			
03	Rodgers, Scott..... g	2-6	1-2	0-0	1	0	1	1	5	0	0	0	0	17			
12	Hampton, Randy..... g	2-4	1-3	0-0	0	0	0	2	5	3	0	0	0	20			
20	Crawford, Chaz..... g	6-8	0-0	2-2	7	5	12	3	14	1	2	5	2	31			
44	Stevenson, Matt..... g	0-0	0-0	0-0	0	0	0	0	0	0	0	0	0	2			
TEAM.....					1			2									
Totals.....		29-58	9-16	6-9	15	16	31	15	73	18	7	7	9	200			

TOTAL FG%	1st Half: 15-29	51.7%	2nd Half: 14-29	48.3%	Game: 50.0%	DEADB
3-Pt. FG%	1st Half: 8-11	72.7%	2nd Half: 1-5	20.0%	Game: 50.0%	REBS
F Throw %	1st Half: 3-4	75.0%	2nd Half: 3-5	60.0%	Game: 66.7%	0

Officials: Gary Prager, Dwayne Gladden, Mike Eades Technical fouls: GSU-None. Drexel-None. Attendance: 1023

Score by Periods	1st	2nd	Total
GSU.....	37	20	- 57
Drexel.....	41	32	- 73

Points in the paint-GSU 22, DREXEL 34. Points off turnovers-GSU 3, DREXEL 19.  
2nd chance points-GSU 7, DREXEL 13. Fast break points-GSU 2, DREXEL 0.  
Bench points-GSU 12, DREXEL 24. Score tied-2 times. Lead changes-5 times.

## Official Basketball Box Score — GAME TOTALS — FINAL STATISTICS

DELAWARE vs Drexel  
01/21/06 1:06 at Daskalakis Athletic Ctr. Phila. PA

VISITORS: DELAWARE 5-12 (1-7 CAA)

##	Player Name	TOT-FG			3-PT			REBOUNDS			PF	TP	A	TO	BLK	S	MIN
		FG-FGA	FG-FGA	FT-FTA	OF	DE	TOT	OF	DE	TOT							
01	Nana, Harding..... f	6-15	1-4	0-3	2	6	8	4	13	2	1	1	1	39			
15	Courtney, Herb..... f	4-8	0-0	3-5	5	5	10	2	11	0	2	3	3	30			
31	Madera, Raphael..... c	0-5	0-0	0-0	0	2	2	1	0	2	1	0	0	16			
04	Cannon, Calvin..... g	4-12	1-5	0-0	3	1	4	2	9	1	1	0	3	24			
11	Taylor, Zaire..... g	1-7	0-1	0-0	0	3	3	2	2	4	2	0	4	29			
12	Washington, Rulon..... g	1-5	0-4	0-0	0	0	0	3	2	3	4	0	0	22			
25	McMahon, Sam..... g	0-3	0-1	0-0	0	0	0	0	0	0	2	0	0	14			
33	Olwaye, Henry..... g	3-3	0-0	1-2	2	2	4	3	7	1	0	0	1	22			
50	Hewson, Matt..... g	0-0	0-0	0-0	1	1	2	0	0	0	0	0	0	4			
TEAM.....					1			2									
Totals.....		19-58	2-15	4-10	14	21	35	17	44	11	14	5	12	200			

TOTAL FG%	1st Half: 5-24	20.8%	2nd Half: 14-34	41.2%	Game: 32.8%	DEADB
3-Pt. FG%	1st Half: 0-5	0.0%	2nd Half: 2-10	20.0%	Game: 13.3%	REBS
F Throw %	1st Half: 2-4	50.0%	2nd Half: 2-6	33.3%	Game: 40.0%	2, 1

HOME TEAM: Drexel 11-8 (5-3 CAA)

##	Player Name	TOT-FG			3-PT			REBOUNDS			PF	TP	A	TO	BLK	S	MIN
		FG-FGA	FG-FGA	FT-FTA	OF	DE	TOT	OF	DE	TOT							
01	Sanchez, Kenell..... f	2-7	0-0	1-2	1	7	8	2	5	3	2	0	2	35			
25	Oveneke, Randy..... f	3-5	0-0	0-0	1	1	2	3	6	0	1	0	0	19			
15	Elegar, Frank..... c	3-8	0-0	2-2	0	7	7	2	8	2	4	3	2	36			
05	Mason, Bashir..... g	2-10	0-4	3-4	0	6	6	1	7	2	3	0	0	33			
23	Mejia, Dominick..... g	4-15	4-9	5-6	2	3	5	0	17	2	5	0	2	35			
03	Rodgers, Scott..... g	2-4	0-1	1-2	0	0	0	2	5	1	1	0	0	12			
12	Hampton, Randy..... g	0-1	0-0	0-0	1	0	1	2	0	0	0	0	0	5			
20	Crawford, Chaz..... g	2-3	0-0	3-3	8	4	12	2	7	1	2	2	1	25			
TEAM.....					3			4									
Totals.....		18-53	4-14	15-19	16	29	45	14	55	11	18	5	7	200			

TOTAL FG%	1st Half: 8-34	23.5%	2nd Half: 10-19	52.6%	Game: 34.0%	DEADB
3-Pt. FG%	1st Half: 2-8	25.0%	2nd Half: 2-6	33.3%	Game: 28.6%	REBS
F Throw %	1st Half: 2-3	66.7%	2nd Half: 13-16	81.3%	Game: 78.9%	1

Officials: Roger Ayres, Brian Dorsey, Joey Caruthers  
Technical fouls: DELAWARE-None. Drexel-None.  
Attendance: 2209

Score by Periods	1st	2nd	Total
DELAWARE.....	12	32	- 44
Drexel.....	20	35	- 55

Points in the paint-DELAWARE 28, DREXEL 20.  
Points off turnovers-DELAWARE 17, DREXEL 6.  
2nd chance points-DELAWARE 12, DREXEL 12. Fast break points-DELAWARE 8, DREXEL 2.  
Bench points-DELAWARE 9, DREXEL 12. Score tied-1 time. Lead changes-3 times.

## Official Basketball Box Score — GAME TOTALS — FINAL STATISTICS

TOWSON vs Drexel  
01/23/06 8:10 at Daskalakis Athletic Ctr. Phila. PA

VISITORS: TOWSON 9-9 (5-4 CAA)

##	Player Name	TOT-FG			3-PT			REBOUNDS			PF	TP	A	TO	BLK	S	MIN
		FG-FGA	FG-FGA	FT-FTA	OF	DE	TOT	OF	DE	TOT							
04	Hamm, Lawrence..... f	1-8	0-0	0-0	4	9	13	2	2	0	0	1	0	29			
22	Abraham, Darnard..... f	4-9	1-1	1-1	0	3	3	5	10	0	1	0	0	29			
03	Crossin, Tim..... g	3-7	3-7	0-0	0	6	6	1	9	3	0	0	0	39			
10	Coleman, Velmar..... g	0-3	0-1	0-2	1	1	2	1	0	1	3	0	0	18			
14	Neal, Gary..... g	10-22	7-14	4-7	2	4	6	1	31	2	5	0	1	40			
00	Pratt, Marc..... g	3-5	1-3	0-0	1	4	5	2	7	0	1	0	1	23			
25	Tubbs, Winston..... g	1-3	0-0	0-0	0	4	4	2	2	1	0	3	0	22			
TEAM.....					2			3			5						
Totals.....		22-57	12-26	5-10	10	34	44	14	61	13	14	4	2	200			

TOTAL FG%	1st Half: 10-26	38.5%	2nd Half: 12-31	38.7%	Game: 38.6%	DEADB
3-Pt. FG%	1st Half: 4-10	40.0%	2nd Half: 8-16	50.0%	Game: 46.2%	REBS
F Throw %	1st Half: 2-4	50.0%	2nd Half: 3-6	50.0%	Game: 50.0%	2

HOME TEAM: Drexel 12-8 (6-3 CAA)

##	Player Name	TOT-FG			3-PT			REBOUNDS			PF	TP	A	TO	BLK	S	MIN
		FG-FGA	FG-FGA	FT-FTA	OF	DE	TOT	OF	DE	TOT							
01	Sanchez, Kenell..... f	5-12	1-3	3-4	1	6	7	1	14	3	1	1	1	31			
25	Oveneke, Randy..... f	1-2	0-0	0-0	0	3	3	0	2	0	0	0	0	15			
15	Elegar, Frank..... c	7-13	0-0	6-7	2	5	7	3	20	0	1	0	2	37			
05	Mason, Bashir..... g	5-13	3-8	0-1	2	1	3	5	13	5	1	1	2	33			
23	Mejia, Dominick..... g	2-10	2-7	0-0	0	5	5	2	6	7	0	0	3	38			
03	Rodgers, Scott..... g	0-2	0-0	4-4	0	0	0	0	4	0	0	0	0	8			
20	Crawford, Chaz..... g	2-5	0-0	2-2	2	6	8	3	6	2	1	4	2	27			
22	Tillman, Timothy..... g	0-0	0-0	0-0	0	0	0	0	0	0	0	0	0	3			
40	Hampton, Randy..... g	1-3	0-1	0-1	2	0	2	1	2	1	0	0	0	10			
44	Stevenson, Matt..... g	1-4	0-1	0-0	0	0	0	0	2	0	0	0	0				

# 2005-06 BOX SCORES

## Official Basketball Box Score — GAME TOTALS — FINAL STATISTICS

Hofstra vs Drexel  
01/28/06 4:05 PM at Daskalakis Ath. Center, Philadelphia, PA

VISITORS: Hofstra 14-4, 7-3

#	Player Name	TOT-FG			3-PT			REBOUNDS			PF	TP	A	TO	BLK	S	MIN
		FG-FGA	FG-FGA	FT-FTA	OF	DE	TOT	OF	DE	TOT							
25	Kiezo, Aurimas.....	f	4-16	0-4	2-3	6	7	13	3	10	3	2	0	0	0	43	
33	Ufer, Adrian.....	f	5-11	0-0	1-3	3	3	6	5	11	2	2	4	0	28		
01	Stokes, Loren.....	g	7-17	1-2	2-6	2	2	4	1	17	1	1	0	4	40		
13	Agudo, Antonio.....	g	6-16	3-5	4-6	1	3	4	1	19	4	3	0	1	43		
31	Rivera, Carlos.....	g	5-9	2-4	3-5	1	4	5	3	15	0	1	0	0	35		
15	Urbatis, Arminas.....	g	0-0	0-0	0-0	0	0	0	0	0	0	0	0	0	3		
20	Johnson, Greg.....	g	1-1	0-0	0-0	1	0	1	3	2	2	0	0	2	18		
54	Gadley, Chris.....	g	1-2	0-0	0-0	1	0	1	1	2	0	1	0	0	15		
TEAM.....			29-72	6-15	12-23	20	20	40	17	76	12	10	4	7	225		

TOTAL FG%	1st Half: 17-31	54.8%	2nd Half: 10-31	32.3%	OT: 2-10	20.0%	Game: 40.3%
3-Pt. FG%	1st Half: 4-7	57.1%	2nd Half: 1-5	20.0%	OT: 1-3	33.3%	Game: 40.0%
F Throw %	1st Half: 2-6	33.3%	2nd Half: 6-10	60.0%	OT: 4-7	57.1%	Game: 52.2%

HOME TEAM: Drexel 12-10, 6-5

#	Player Name	TOT-FG			3-PT			REBOUNDS			PF	TP	A	TO	BLK	S	MIN
		FG-FGA	FG-FGA	FT-FTA	OF	DE	TOT	OF	DE	TOT							
20	Crawford, Chaz.....	f	6-10	0-0	3-7	3	6	9	3	15	5	4	6	2	44		
25	Ovneke, Randy.....	f	1-4	0-0	2-2	1	2	3	2	4	1	1	0	0	14		
01	Sanchez, Kenell.....	g	5-15	1-2	0-0	2	8	10	1	11	0	1	0	0	44		
05	Mason, Bashir.....	g	6-13	1-6	6-8	0	6	6	4	19	6	3	0	1	45		
23	Mejia, Dominick.....	g	4-9	2-4	0-0	1	2	3	3	10	2	2	0	0	28		
03	Rodgers, Scott.....	g	0-0	0-0	0-0	0	0	0	2	2	2	1	0	18			
03	Rodgers, Scott.....	g	0-0	0-0	1-2	0	0	0	1	0	1	0	0	1			
40	Hampton, Randy.....	g	0-0	0-0	0-0	0	0	0	0	0	0	1	0	0	3		
44	Stevenson, Matt.....	g	6-7	3-3	0-0	3	4	7	3	15	0	0	1	2	8		
TEAM.....			28-58	7-15	12-19	12	29	41	18	75	16	16	7	4	225		

TOTAL FG%	1st Half: 15-27	55.6%	2nd Half: 10-24	41.7%	OT: 3-7	42.9%	Game: 48.3%
3-Pt. FG%	1st Half: 2-5	40.0%	2nd Half: 3-7	42.9%	OT: 1-3	33.3%	Game: 46.7%
F Throw %	1st Half: 5-7	71.4%	2nd Half: 7-12	58.3%	OT: 0-0	0.0%	Game: 63.2%

Officials: Ray Natili, Gary Prager, Gregg Durrah  
Technical fouls: Hofstra-None. Drexel-TEAM.  
Attendance: 227

Score by Periods	1st	2nd	OT	Total
Hofstra.....	40	27	9	76
Drexel.....	37	30	8	75

Points in the paint-HOFSTRA 42,DREXEL 32. Points off turnovers-HOF 30,DREXEL 15.  
2nd chance points-HOFSTRA 20,DREXEL 13. Fast break points-HOFSTRA 8,DREXEL 2.  
Bench points-HOFSTRA 4,DREXEL 16. Score tied-6 times. Lead changes-12 times.

## Official Basketball Box Score — GAME TOTALS — FINAL STATISTICS

Drexel vs UNC Wilmington  
02-02-06 7:00 p.m. at Wilmington, N.C. (Trask Coliseum)

VISITORS: Drexel 12-11 (6-6 CAA)

#	Player Name	TOT-FG			3-PT			REBOUNDS			PF	TP	A	TO	BLK	S	MIN
		FG-FGA	FG-FGA	FT-FTA	OF	DE	TOT	OF	DE	TOT							
01	Sanchez, Kenell.....	f	2-11	0-1	1-2	4	5	9	2	5	0	3	0	0	29		
25	Ovneke, Randy.....	f	1-2	1-1	0-1	1	1	2	2	3	0	2	0	0	16		
05	Mason, Bashir.....	g	7-16	2-8	6-9	3	7	10	2	22	1	1	0	0	35		
15	Elegar, Frank.....	g	1-4	0-0	4-7	2	7	9	4	6	0	2	1	1	22		
23	Mejia, Dominick.....	g	4-13	4-10	3-4	2	2	4	2	15	1	2	0	0	35		
00	Hawthorne, Tramayne.....	g	0-1	0-1	0-0	0	0	0	0	0	0	0	0	0	1		
03	Rodgers, Scott.....	g	0-1	0-1	4-6	1	1	2	1	4	1	2	0	0	17		
12	Hampton, Randy.....	g	0-0	0-0	0-0	1	0	1	3	0	0	0	0	0	7		
20	Crawford, Chaz.....	g	0-2	0-0	1-2	2	5	7	1	1	2	0	0	0	22		
22	Tillman, Timothy.....	g	0-0	0-0	0-0	0	0	0	0	0	0	0	0	0	6		
44	Stevenson, Matt.....	g	1-2	0-1	0-0	0	1	1	0	2	0	0	0	0	10		
TEAM.....			16-52	7-23	19-31	17	29	46	21	58	4	14	1	1	200		

TOTAL FG%	1st Half: 9-23	39.1%	2nd Half: 7-29	24.1%	Game: 30.8%	DEADB
3-Pt. FG%	1st Half: 3-9	33.3%	2nd Half: 4-14	28.6%	Game: 30.4%	REBS
F Throw %	1st Half: 7-12	58.3%	2nd Half: 12-19	63.2%	Game: 61.3%	5

HOME TEAM: UNC Wilmington 17-6 (10-2 CAA)

#	Player Name	TOT-FG			3-PT			REBOUNDS			PF	TP	A	TO	BLK	S	MIN
		FG-FGA	FG-FGA	FT-FTA	OF	DE	TOT	OF	DE	TOT							
34	Laue, Mitch.....	f	2-5	0-0	1-2	1	2	3	5	5	1	1	0	1	14		
42	Wyrick, Beckham.....	f	2-10	2-3	1-2	2	5	7	1	7	1	2	0	1	36		
41	Hendley, Todd.....	c	6-8	0-1	2-3	2	1	3	5	14	2	1	0	1	25		
02	Carter, T.J.....	g	6-14	4-8	2-2	2	4	6	3	18	2	0	0	1	31		
03	Goldsberry, John.....	g	1-3	0-0	4-6	0	5	5	3	6	6	1	1	2	26		
04	Fountain, Daniel.....	g	0-3	0-0	0-0	0	1	1	2	0	0	1	0	0	9		
20	Lay, Taylor.....	g	0-1	0-0	1-4	0	0	0	1	1	0	0	0	0	7		
22	Soyebo, Temi.....	g	0-3	0-1	0-0	0	2	2	1	0	4	1	0	0	18		
31	Grkovic, Dejan.....	g	2-5	1-2	1-4	0	3	3	3	6	0	0	0	0	20		
32	Kuljanin, Vladimir.....	g	4-6	0-0	0-2	1	2	3	1	8	0	1	3	0	14		
TEAM.....			23-58	7-17	12-25	11	26	37	25	65	16	8	4	6	200		

TOTAL FG%	1st Half: 14-34	41.2%	2nd Half: 9-24	37.5%	Game: 39.7%	DEADB
3-Pt. FG%	1st Half: 6-14	42.9%	2nd Half: 1-3	33.3%	Game: 41.2%	REBS
F Throw %	1st Half: 1-1	100%	2nd Half: 11-24	45.8%	Game: 48.0%	8

Officials: Raymie Styns, Jerry Heater, John Corie  
Technical fouls: Drexel-TEAM. UNC Wilmington-None. Attendance: 6100

Score by Periods	1st	2nd	Total
Drexel.....	28	30	58
UNC Wilmington.....	35	30	65

Points in the paint-DREXEL 10,UNCW 20. Points off turnovers-DREXEL 5,UNCW 18.  
2nd chance points-DREXEL 10,UNCW 2. Fast break points-DREXEL 0,UNCW 0.  
Bench points-DREXEL 7,UNCW 15. Score tied-0 times. Lead changes-0 times.

## Official Basketball Box Score — GAME TOTALS — FINAL STATISTICS

Drexel vs Towson  
02/04/06 4:00 p.m. at Towson Center, Towson, Maryland

VISITORS: Drexel 12-12 (6-6 CAA)

#	Player Name	TOT-FG			3-PT			REBOUNDS			PF	TP	A	TO	BLK	S	MIN
		FG-FGA	FG-FGA	FT-FTA	OF	DE	TOT	OF	DE	TOT							
01	Sanchez, Kenell.....	f	7-13	1-2	1-2	8	6	14	2	16	3	0	2	1	31		
25	Ovneke, Randy.....	f	1-2	0-0	1-2	2	0	2	2	3	0	1	0	1	13		
15	Elegar, Frank.....	c	7-15	0-1	4-6	3	3	6	5	18	1	1	3	1	24		
05	Mason, Bashir.....	g	6-19	6-14	3-4	1	1	2	0	21	6	2	1	1	39		
23	Mejia, Dominick.....	g	3-14	3-10	0-0	3	0	3	3	9	0	2	0	2	31		
00	Hawthorne, Tramayne.....	g	0-3	0-3	0-0	1	2	3	1	0	2	0	0	1	9		
03	Rodgers, Scott.....	g	2-6	1-2	4-5	3	7	10	5	9	3	5	0	1	25		
12	Hampton, Randy.....	g	0-0	0-0	0-0	0	0	0	0	0	0	1	0	0	2		
20	Crawford, Chaz.....	g	1-1	0-0	0-0	2	1	3	5	2	2	2	1	2	12		
22	Tillman, Timothy.....	g	0-0	0-0	0-0	1	0	1	0	0	0	1	0	0	4		
44	Stevenson, Matt.....	g	1-3	0-0	0-0	0	1	1	1	2	0	0	0	0	10		
TEAM.....			28-76	11-32	13-19	24	21	45	24	80	17	15	7	11	200		

TOTAL FG%	1st Half: 8-26	30.8%	2nd Half: 20-50	40.0%	Game: 36.8%	DEADB
3-Pt. FG%	1st Half: 2-7	28.6%	2nd Half: 9-25	36.0%	Game: 34.4%	REBS
F Throw %	1st Half: 7-10	70.0%	2nd Half: 6-9	66.7%	Game: 68.4%	3

HOME TEAM: Towson 10-12 (6-7 CAA)

#	Player Name	TOT-FG			3-PT			REBOUNDS			PF	TP	A	TO	BLK	S	MIN
		FG-FGA	FG-FGA	FT-FTA	OF	DE	TOT	OF	DE	TOT							
04	Hamm, Lawrence.....	f	7-12	0-0	5-5	4	8	12	2	19	2	4	4	2	29		
22	Abraham, Darnard.....	f	3-9	1-2	1-2	1	4	5	3	8	0	2	0	0	28		
00	Pratt, Marc.....	g	3-6	0-2	1-1	0	2	2	1	7	1	1	0	3	27		
03	Crossin, Tim.....	g	1-4	0-3	2-2	0	3	3	4	4	11	3	0				

# 2005-06 BOX SCORES



## Official Basketball Box Score — GAME TOTALS — FINAL STATISTICS

Northeastern vs Drexel  
02/09/06 7:30 at Daskalakis Athletic Center

VISITORS: Northeastern 13-9 (9-5 CAA)

#	Player Name	SHOTS			REBOUNDS			PF	TP	A	TO	BLK	S	MIN
		TOT-FG	FG-FGA	3-PT	FG-FGA	FT-FTA	OF							
14	Davis, Bennet..... f	5-11	1-3	0-0	0	4	4	2	11	0	3	1	25	
21	James, Shawn..... f	1-6	1-1	0-2	1	4	5	1	3	0	2	3	0	21
05	Barea, Jose Juan..... g	5-14	2-9	3-4	0	0	0	4	15	5	6	0	1	30
12	Davis, Aaron..... g	1-7	0-2	0-0	3	1	4	0	2	0	0	0	1	31
22	Kelly, Bobby..... g	1-3	0-0	0-0	0	3	3	0	2	1	3	0	1	22
04	Cyrian, Chris..... g	0-0	0-0	0-2	0	2	2	1	0	1	0	0	0	7
11	Martinez, Adrian..... g	2-6	2-4	0-0	1	2	3	1	6	1	0	0	1	20
15	Farmer, Jeff..... g	1-2	0-0	0-0	2	0	2	2	2	0	1	0	0	10
20	Smith, Matt..... g	1-1	0-0	0-0	0	0	0	0	2	0	0	0	0	1
33	Cole, Janon..... g	0-6	0-0	4-6	3	8	11	2	4	2	2	0	1	30
50	Washington, Mark..... g	0-0	0-0	0-0	0	0	0	1	0	0	1	0	0	3
TEAM.....					2	1	3				1			
Totals.....		17-56	6-19	7-14	12	25	37	14	47	10	16	6	6	200

TOTAL FG%	1st Half: 7-28	25.0%	2nd Half: 10-28	35.7%	Game: 30.4%	DEADB
3-Pt. FG%	1st Half: 2-10	20.0%	2nd Half: 4-9	44.4%	Game: 31.6%	REBS
F Throw %	1st Half: 1-2	50.0%	2nd Half: 6-12	50.0%	Game: 50.0%	4

HOME TEAM: Drexel 13-12 (7-7 CAA)

#	Player Name	SHOTS			REBOUNDS			PF	TP	A	TO	BLK	S	MIN
		TOT-FG	FG-FGA	3-PT	FG-FGA	FT-FTA	OF							
01	Sanchez, Kenell..... f	3-7	1-1	0-0	3	5	8	2	7	4	1	0	1	29
25	Ovneke, Randy..... f	1-7	0-0	0-0	2	3	5	2	2	0	0	0	0	24
15	Elegar, Frank..... c	7-16	0-0	2-4	4	5	9	3	16	0	1	3	2	26
05	Mason, Bashir..... g	0-4	0-2	0-0	0	5	5	2	2	6	1	0	1	33
23	Mejia, Dominick..... g	9-13	5-7	3-3	1	5	6	1	26	5	1	1	0	34
00	Hawthorne, Tramayne..... g	0-0	0-0	0-0	0	0	0	0	0	0	0	0	0	2
03	Rodgers, Scott..... g	3-5	1-2	0-0	0	2	2	2	7	3	2	0	1	17
11	Radio, Mike..... g	0-2	0-0	0-0	0	0	0	0	0	0	0	0	0	2
20	Crawford, Chaz..... g	8-12	0-0	3-3	1	4	5	1	19	2	1	3	3	25
21	Rauchbach, Jake..... g	0-0	0-0	0-0	0	0	0	0	0	0	0	0	0	1
34	Jordan, Bobby..... g	0-0	0-0	1-2	0	0	0	0	1	0	0	0	0	1
40	Hampton, Randy..... g	0-0	0-0	1-2	0	1	1	0	1	0	0	0	2	3
44	Stevenson, Matt..... g	0-0	0-0	2-2	0	0	0	1	2	0	0	0	0	3
TEAM.....					2	2	2							
Totals.....		31-66	7-14	14-18	13	30	43	14	83	20	7	7	10	200

TOTAL FG%	1st Half: 17-36	47.2%	2nd Half: 14-30	46.7%	Game: 47.0%	DEADB
3-Pt. FG%	1st Half: 2-3	66.7%	2nd Half: 5-11	45.5%	Game: 50.0%	REBS
F Throw %	1st Half: 5-6	83.3%	2nd Half: 9-12	75.0%	Game: 77.8%	1

Officials: Bryan Kersey, Steve Gordon, Tim Nestor Technical fouls: Northeastern-None, Drexel-None Attendance: 1063

Score by Periods	1st	2nd	Total
Northeastern.....	17	30	47
Drexel.....	41	42	83

## Official Basketball Box Score — GAME TOTALS — FINAL STATISTICS

Drexel vs DELAWARE  
2/11/06 2:00 at Bob Carpenter Center, Newark, Del.

VISITORS: Drexel 13-13, 7-8

#	Player Name	SHOTS			REBOUNDS			PF	TP	A	TO	BLK	S	MIN
		TOT-FG	FG-FGA	3-PT	FG-FGA	FT-FTA	OF							
01	Sanchez, Kenell..... f	3-11	0-2	1-4	2	4	6	4	7	1	2	0	0	34
25	Ovneke, Randy..... f	2-4	0-0	0-0	0	4	4	4	4	0	0	0	0	18
15	Elegar, Frank..... c	1-2	0-0	4-4	2	4	6	2	6	1	2	0	0	18
05	Mason, Bashir..... g	4-15	2-4	10-10	3	1	4	4	20	3	4	0	1	36
23	Mejia, Dominick..... g	8-22	1-7	6-6	2	4	6	3	23	1	0	1	1	37
00	Hawthorne, Tramayne..... g	1-2	0-0	1-2	2	0	2	2	3	2	0	0	1	13
03	Rodgers, Scott..... g	0-1	0-1	0-0	0	2	2	0	0	1	0	0	1	11
20	Crawford, Chaz..... g	1-4	0-0	0-1	1	5	6	5	2	1	2	0	3	27
44	Stevenson, Matt..... g	1-1	1-1	0-0	0	1	1	2	3	0	0	0	0	6
TEAM.....														
Totals.....		21-62	4-15	22-27	12	25	37	26	68	9	11	1	6	200

TOTAL FG%	1st Half: 8-29	27.6%	2nd Half: 13-33	39.4%	Game: 33.9%	DEADB
3-Pt. FG%	1st Half: 2-7	28.6%	2nd Half: 2-8	25.0%	Game: 26.7%	REBS
F Throw %	1st Half: 1-2	50.0%	2nd Half: 21-25	84.0%	Game: 81.5%	1

HOME TEAM: DELAWARE 7-17, 3-12

#	Player Name	SHOTS			REBOUNDS			PF	TP	A	TO	BLK	S	MIN
		TOT-FG	FG-FGA	3-PT	FG-FGA	FT-FTA	OF							
01	Nana, Harding..... *	9-17	2-6	5-10	2	17	19	1	25	1	4	2	1	39
11	Taylor, Zaire..... *	6-12	0-1	5-11	3	5	8	5	17	5	1	0	4	35
12	Washington, Rulon..... *	1-5	1-2	2-2	0	4	4	4	5	3	2	0	0	34
15	Courtney, Herb..... *	2-2	0-0	4-7	3	3	6	3	8	0	1	0	1	26
33	Olawoye, Henry..... *	0-2	0-0	0-0	1	0	1	4	0	0	3	1	1	11
04	Cannon, Calvin..... *	3-11	3-9	1-2	1	1	2	1	10	2	2	0	1	31
25	McMahon, Sam..... *	1-1	0-0	2-2	1	0	1	1	4	1	0	0	0	8
31	Madera, Raphael..... *	3-5	0-0	0-1	2	2	4	4	6	0	0	0	0	16
TEAM.....					1	1	2				1			
Totals.....		25-55	6-18	19-35	14	33	47	23	75	12	14	3	8	200

TOTAL FG%	1st Half: 14-30	46.7%	2nd Half: 11-25	44.0%	Game: 45.5%	DEADB
3-Pt. FG%	1st Half: 3-11	27.3%	2nd Half: 3-7	42.9%	Game: 33.3%	REBS
F Throw %	1st Half: 7-13	53.8%	2nd Half: 12-22	54.5%	Game: 54.3%	7

Officials: Dwayne Gladden, Brian Dorsey, Tim Kelly

Technical fouls: Drexel-None, DELAWARE-None. Attendance: 3458

Score by Periods	1st	2nd	Total
Drexel.....	19	49	68
DELAWARE.....	38	37	75

## Official Basketball Box Score — GAME TOTALS — FINAL STATISTICS

DREXEL vs George Mason University  
2/15/06 7 p.m. at Patriot Center, Fairfax, Va.

VISITORS: DREXEL 13-14, 7-9 CAA

#	Player Name	SHOTS			REBOUNDS			PF	TP	A	TO	BLK	S	MIN
		TOT-FG	FG-FGA	3-PT	FG-FGA	FT-FTA	OF							
01	Sanchez, Kenell..... f	0-7	0-1	0-0	2	4	6	2	0	0	1	0	0	27
25	Ovneke, Randy..... f	0-2	0-0	0-0	1	1	2	2	0	0	2	0	0	6
20	Crawford, Chaz..... c	3-4	0-0	2-7	4	6	10	4	8	1	3	5	1	29
05	Mason, Bashir..... g	3-10	0-3	0-0	2	0	2	1	6	2	0	3	3	38
23	Mejia, Dominick..... g	5-13	3-9	0-0	0	0	0	0	13	0	3	0	0	29
00	Hawthorne, Tramayne..... g	0-1	0-1	0-0	0	0	0	0	1	0	0	0	0	2
03	Rodgers, Scott..... g	5-12	0-1	0-0	1	4	5	0	10	0	1	0	1	24
11	Radio, Mike..... g	0-0	0-0	0-0	0	0	0	0	0	0	0	0	0	1
15	Elegar, Frank..... g	3-12	0-0	3-4	3	4	7	3	9	0	3	2	0	34
21	Rauchbach, Jake..... g	0-0	0-0	2-2	0	1	1	0	2	0	0	0	0	2
22	Tillman, Timothy..... g	0-0	0-0	0-0	0	0	0	0	0	0	0	0	0	2
44	Stevenson, Matt..... g	0-1	0-1	0-0	0	2	2	0	0	0	0	0	0	6
TEAM.....					2	5	7							
Totals.....		19-62	3-16	7-13	15	27	42	13	48	3	13	7	5	200

TOTAL FG%	1st Half: 8-28	28.6%	2nd Half: 11-34	32.4%	Game: 30.6%	DEADB
3-Pt. FG%	1st Half: 1-5	20.0%	2nd Half: 2-11	18.2%	Game: 18.8%	REBS
F Throw %	1st Half: 3-7	42.9%	2nd Half: 4-6	66.7%	Game: 53.8%	4

HOME TEAM: George Mason University 20-5, 14-2 CAA

#	Player Name	SHOTS			REBOUNDS			PF	TP	A	TO	BLK	S	MIN
		TOT-FG	FG-FGA	3-PT	FG-FGA	FT-FTA	OF							
34	Thomas, Will..... f	7-13	0-0	1-2	2	7	9	1	15	2	1	1	1	32
55	Lewis, Jai..... f	7-15	0-2	5-6	4	4	8	3	19	2	2	0	0	29
01	Skinn, Tony..... g	3-7	0-3	4-5	0	6	6	4	10	2	0	0	2	30
22	Butler, Lamar..... g	3-9	1-6	0-0	0	0	0	1	7	1	2	0	2	33
42	Campbell, Folarin..... g	3-7	2-3	2-2	1	5	6	2	10	4	2	3	2	31
02	Carter, Jordan..... g	0-0	0-0	0-0	0	0	0	0	1	0	0	0	0	4
05	Norwood, Gabe..... g	3-5	0-1	0-0	0	2	2	0	6	3	2	2	0	22
12	Burns, Tim..... g	0-1	0-1	0-0	0	0	0	0	0	0	0	0	0	2
24	Makings, Charles..... g	0-0	0-0	0-0	0	0	0	0	0	0	0	0	0	2
40	Fleming, Chris..... g	0-1	0-0	0-0	0	0	0	0	1	0	0	0	0	4
50	Hernandez, Sammy..... g	0-1	0-1	0-0	0	3	3	2	0	1	0	0	2	11
TEAM.....					2	3	5							
Totals.....		26-59	3-17	12-15	9	30	39	16	67	15	9	8	7	200

TOTAL FG%	1st Half: 11-30	36.7%	2nd Half: 15-29	51.7%	Game: 44.1%	DEADB
3-Pt. FG%	1st Half: 2-12</					

# 2005-06 BOX SCORES

## Official Basketball Box Score — GAME TOTALS — FINAL STATISTICS

Vermont vs Drexel  
2/18/06 5:00 at Daskalakis Athletic Center

### VISITORS: Vermont 11-13

#	Player Name	TOT-FG			3-PT			REBOUNDS			PF	TP	A	TO	BLK	S	MIN
		FG	FGA	FT-FTA	FG	FGA	FT-FTA	OF	DE	TOT							
50	Duell, Josh.....	f	3-10	0-3	1-1	0	7	7	1	7	0	2	1	0	0	32	
54	Holm, Chris.....	f	4-13	0-0	0-0	5	6	11	1	8	1	1	0	1	0	25	
20	Klimes, Martin.....	c	1-3	0-0	3-4	0	1	1	5	5	0	0	1	2	16		
13	Trimboli, Mike.....	g	5-12	1-5	0-0	0	1	4	4	11	3	8	0	0	4	35	
40	McIntosh, Colin.....	g	1-6	0-0	0-0	1	3	4	1	2	1	0	0	1	26		
03	Sisca, Rob.....	g	0-1	0-0	0-0	0	2	2	1	0	1	0	0	0	12		
21	Powlowich, Chad.....	g	0-3	0-0	0-0	2	1	3	2	0	1	1	0	1	13		
25	McCrary, Timothy.....	g	0-4	0-0	0-0	1	1	2	2	0	0	1	1	0	18		
44	Schneider, Ryan.....	g	2-8	1-6	4-4	1	3	4	1	9	0	1	0	0	0	23	
TEAM.....			2	2	4												
Totals.....			16-60	2-14	8-9	12	27	39	18	42	7	14	3	9	200		

TOTAL FG%	1st Half:	8-31	25.8%	2nd Half:	8-29	27.6%	Game:	26.7%	DEADB
3-Pt. FG%	1st Half:	1-6	16.7%	2nd Half:	1-8	12.5%	Game:	14.3%	REBS
F Throw %	1st Half:	4-5	80.0%	2nd Half:	4-4	100%	Game:	88.9%	1

### HOME TEAM: Drexel 14-14

#	Player Name	TOT-FG			3-PT			REBOUNDS			PF	TP	A	TO	BLK	S	MIN
		FG	FGA	FT-FTA	FG	FGA	FT-FTA	OF	DE	TOT							
01	Sanchez, Kenel.....	f	7-13	1-3	2-2	1	3	4	0	17	1	3	0	2	35		
25	Ovneke, Randy.....	f	0-2	0-1	0-0	0	1	1	2	0	0	0	0	0	9		
20	Crawford, Chaz.....	c	4-8	0-0	2-4	5	7	12	1	10	1	3	7	2	36		
05	Mason, Bashir.....	g	6-8	3-4	0-0	0	2	2	3	15	7	4	0	3	33		
23	Mejia, Dominick.....	g	1-10	0-5	2-2	0	3	3	1	4	0	2	0	2	29		
00	Hawthorne, Tramayne.....	g	1-3	0-2	2-3	0	3	3	3	4	2	0	0	1	21		
03	Rodgers, Scott.....	g	0-2	0-2	0-0	0	0	0	0	0	0	1	0	0	5		
15	Elegar, Frank.....	g	1-6	0-0	4-9	3	9	12	3	6	0	2	0	1	26		
44	Stevenson, Matt.....	g	0-0	0-0	0-0	0	1	1	0	0	0	0	0	0	6		
TEAM.....			2	2	4												
Totals.....			20-52	4-17	12-20	11	31	42	13	56	11	15	7	11	200		

TOTAL FG%	1st Half:	11-29	37.9%	2nd Half:	9-23	39.1%	Game:	38.5%	DEADB
3-Pt. FG%	1st Half:	1-9	11.1%	2nd Half:	3-8	37.5%	Game:	23.5%	REBS
F Throw %	1st Half:	6-10	60.0%	2nd Half:	6-10	60.0%	Game:	60.0%	2,1

Officials: Timothy O'Brien, Robert Patey, Gary Pucino  
Technical fouls: Vermont-None. Drexel-None.

Attendance: 1077

Score by Periods	1st	2nd	Total
Vermont.....	21	4	- 25
Drexel.....	29	27	- 56

Points in the paint-VERMONT 18,DREXEL 20. Points off turnovers-VERMONT 8,DREXEL 14.  
2nd chance points-VERMONT 13,DREXEL 8. Fast break points-VERMONT 0,DREXEL 4.  
Bench points-VERMONT 9,DREXEL 10. Score tied-3 times. Lead changes-6 times.

## Official Basketball Box Score — GAME TOTALS — FINAL STATISTICS

William and Mary vs Drexel  
02/23/06 7:30 PM at Daskalakis Ath. Center, Philadelphia, PA

### VISITORS: William and Mary 8-18, 3-14 CAA

#	Player Name	TOT-FG			3-PT			REBOUNDS			PF	TP	A	TO	BLK	S	MIN
		FG	FGA	FT-FTA	FG	FGA	FT-FTA	OF	DE	TOT							
13	Kisselous, Laimis.....	f	1-6	0-2	0-0	2	2	4	2	2	4	2	2	0	2	29	
21	Smith, Hawley.....	f	1-3	1-2	0-0	3	3	6	3	3	6	3	2	0	0	25	
15	Stein, Peter.....	c	4-7	0-0	2-6	2	2	4	0	10	0	2	0	1	19		
01	Baker, Calvin.....	g	0-9	0-5	0-0	1	0	1	1	0	0	2	2	0	1	27	
24	Poyton, Adam.....	g	3-7	3-4	0-0	0	6	6	2	9	3	4	0	1	26		
00	Loehrke, Nate.....	g	1-4	0-0	2-3	2	3	5	2	4	0	0	1	0	19		
03	Trumbower, Adam.....	g	0-0	0-0	0-0	0	1	1	0	0	0	1	0	0	5		
11	Mann, Nathan.....	g	3-7	2-4	4-5	0	5	5	3	12	2	2	0	3	27		
22	Mokris, Taylor.....	g	2-2	1-1	0-0	0	1	1	1	5	1	1	0	0	9		
45	Cofield, Corey.....	g	4-4	0-0	3-5	0	1	1	1	11	0	2	0	1	14		
TEAM.....			2	4	6												
Totals.....			19-49	7-18	11-19	12	28	40	15	56	13	18	1	9	200		

TOTAL FG%	1st Half:	7-18	38.9%	2nd Half:	12-31	38.7%	Game:	38.8%	DEADB
3-Pt. FG%	1st Half:	2-7	28.6%	2nd Half:	5-11	45.5%	Game:	38.9%	REBS
F Throw %	1st Half:	5-13	38.5%	2nd Half:	6-6	100%	Game:	57.9%	4

### HOME TEAM: Drexel 15-14, 8-9 CAA

#	Player Name	TOT-FG			3-PT			REBOUNDS			PF	TP	A	TO	BLK	S	MIN
		FG	FGA	FT-FTA	FG	FGA	FT-FTA	OF	DE	TOT							
01	Sanchez, Kenel.....	f	2-12	0-5	2-4	1	2	3	2	6	7	2	1	1	34		
22	Tillman, Timothy.....	f	0-0	0-0	0-0	0	0	0	2	0	0	1	0	0	3		
20	Crawford, Chaz.....	c	1-4	0-0	2-2	2	2	4	3	4	0	1	1	0	20		
05	Mason, Bashir.....	g	2-10	1-4	1-2	1	5	6	0	6	4	1	0	7	35		
23	Mejia, Dominick.....	g	5-15	4-13	2-2	0	3	3	0	16	0	2	1	3	34		
00	Hawthorne, Tramayne.....	g	1-2	1-2	1-2	0	3	3	0	4	1	0	0	0	13		
03	Rodgers, Scott.....	g	0-0	0-0	0-0	0	0	0	1	0	0	2	0	0	3		
15	Elegar, Frank.....	g	7-8	0-0	3-6	6	2	8	2	17	3	1	3	0	32		
25	Ovneke, Randy.....	g	0-0	0-0	0-0	0	1	1	2	0	0	0	0	0	13		
44	Stevenson, Matt.....	g	4-5	0-1	0-0	1	0	1	3	8	0	1	0	0	13		
TEAM.....			4	4	4												
Totals.....			22-56	6-25	11-18	11	22	33	15	61	15	11	6	11	200		

TOTAL FG%	1st Half:	10-32	31.3%	2nd Half:	12-24	50.0%	Game:	39.3%	DEADB
3-Pt. FG%	1st Half:	3-14	21.4%	2nd Half:	5-11	45.5%	Game:	38.9%	REBS
F Throw %	1st Half:	3-5	60.0%	2nd Half:	8-13	61.5%	Game:	61.1%	2

Officials: Mike Eades, Tony Dawkins, Sean Hull Technical fouls: William and Mary-None. Drexel-None. Attendance: 1157

Score by Periods	1st	2nd	Total
William and Mary.....	21	35	- 56
Drexel.....	26	35	- 61

Points in the paint-W&M 20,DREXEL 24. Points off turnovers-W&M 6,DREXEL 19.  
2nd chance points-W&M 6,DREXEL 8. Fast break points-W&M 0,DREXEL 2.  
Bench points-W&M 32,DREXEL 29. Score tied-0 times. Lead changes-0 times.

## Official Basketball Box Score — GAME TOTALS — FINAL STATISTICS

Drexel vs Hofstra  
02/25/06 4 p.m. at Hempstead, NY (Hofstra Arena)

### VISITORS: Drexel 15-15, 8-10 CAA

#	Player Name	TOT-FG			3-PT			REBOUNDS			PF	TP	A	TO	BLK	S	MIN
		FG	FGA	FT-FTA	FG	FGA	FT-FTA	OF	DE	TOT							
01	Sanchez, Kenel.....	f	1-7	0-0	0-1	2	2	4	0	2	0	1	0	2	35		
25	Ovneke, Randy.....	f	2-3	0-0	0-0	0	3	3	0	4	1	0	0	0	18		
20	Crawford, Chaz.....	c	3-10	0-0	3-5	5	1	6	4	9	1	0	3	0	27		
05	Mason, Bashir.....	g	3-9	2-5	6-8	1	3	4	1	3	1	0	5	4	40		
23	Mejia, Dominick.....	g	4-11	3-7	1-2	1	0	1	2	12	4	3	0	2	24		
00	Hawthorne, Tramayne.....	g	3-4	1-2	1-1	0	0	0	1	8	1	0	0	1	6		
03	Rodgers, Scott.....	g	1-5	0-1	1-2	0	0	0	4	3	3	2	1	1	22		
15	Elegar, Frank.....	g	5-9	0-0	5-7	2	5	7	4	15	0	2	1	1	22		
22	Tillman, Timothy.....	g	0-2	0-0	0-0	1	3	4	2	0	0	0	0	0	5		
44	Stevenson, Matt.....	g	0-0	0-0	1-2	1	0	1	0	1	0	0	0	0	5		
TEAM.....			1	1	1												
Totals.....			22-60	6-15	18-28	14	17	31	19	68	13	9	5	12	200		

TOTAL FG%	1st Half:	13-32	40.6%	2nd Half:	9-28	32.1%	Game:	36.7%	DEADB
3-Pt. FG%	1st Half:	4-7	57.1%	2nd Half:	2-8	25.0%	Game:	40.0%	REBS
F Throw %	1st Half:	7-11	63.6%	2nd Half:	11-17	64.7%	Game:	64.3%	4

### HOME TEAM: Hofstra 22-5, 14-4 CAA

#	Player Name	TOT-FG			3-PT			REBOUNDS			PF	TP	A	TO	BLK	S	MIN
		FG	FGA	FT-FTA	FG	FGA	FT-FTA	OF	DE	TOT							
23	Harris, Kenny.....	f	0-0	0-0	0-0	0	4	4	0	0	0	0	1	0	4		
25	Kiezo, Aurimas.....	f	4-9	1-3	0-0	1	5	6	3	9	2	3	0	1	39		
33	Ufer, Adrian.....	c	4-8	0-0	5-8	5	6	11	2	13	0	6	1	0	36		
01	Stokes, Loren.....	g	9-13	0-0	2-2	1	4	5	3	20	2	2	1	2	33		
13	Agudino, Antoine.....	g	6-12	5-5	2-3	0	3	3	2	19	2	4	0	1	40		
03	Sestokas, Zygis.....	g	0-0	0-0	0-0	0	0	0	0	0	0	0	0	0	1		
20	Johnson, Greg.....	g	0-1	0-0	2-2	1	2	1	2	1	1	0	0	0	26		
31	Rivera, Carlos.....	g	1-2	1-1	4-6	0	4	4	5	7	4	4	0	0	26		
45	Davis-Sabb, Mike.....	g	0-0	0-0	0-0	0	0	0	2	0	0	0	0	0	1		
54	Godley, Chris.....	g	0-1	0-0	0-0	1	0	1	2	0	0	1	2	0	4		
TEAM.....			1	2	3												
Totals.....			24-46	7-9	15-21	10	29	39	21	70	11						

# ABOUT THE CAA

## The Colonial Athletic Association

Coming off one of the most successful seasons in its 21-year history, the Colonial Athletic Association continues to enhance its reputation as one of the nation's top collegiate conferences.

With a geographic footprint that stretches from Boston to Atlanta, the CAA encompasses five of the nation's nine largest metropolitan areas. On the playing field, the conference has produced 16 national team champions in five different sports, 33 individual national champions, 12 national players of the year, 11 national coaches of the year and 12 Honda Award winners. Even more impressive, however, are the honors accumulated away from competition, which include five Rhodes Scholars and 19 NCAA post-graduate scholars. In 2005-06, the CAA had 11 ESPN the Magazine Academic All-Americans and more than 1,500 of our 4,000 student-athletes posted at least a 3.2 grade point average while lettering in a varsity sport and received the CAA Commissioner's Academic Award.

The landscape of the conference stretches along the majority of the East Coast, and includes six of the nation's top 25 media markets — New York (1), Philadelphia (4), Boston (5), Washington, D.C. (8), Atlanta (9) and Baltimore (23). The number of television homes in the CAA market exceeds 19 million.

The CAA conducts championships in 21 sports. Male athletes compete for championships in baseball, basketball, cross country, golf, lacrosse, soccer, swimming & diving, tennis, track & field and wrestling. Female athletes battle for conference titles in basketball, cross country, field hockey, golf, lacrosse, soccer, softball, swimming & diving, tennis, track & field and volleyball. The CAA will also begin sponsorship of a 12-team Division I-AA football league in the fall of 2007.

The conference made its presence known nationally in men's basketball, with four teams advancing to post-season play for the second year in a row. George Mason became the first mid-major program since 1979 to reach the Final Four, knocking off powerhouses Michigan State, North Carolina, Wichita State and Connecticut along the way. The Patriots were ranked #8 in the final ESPN/USA Today Top 25 poll, which was the highest ever for a CAA team. UNC Wilmington claimed its third league title in the past five years before dropping an overtime decision in the NCAA Tournament. Old Dominion became the first conference team to reach the final four of the NIT, defeating league member Hofstra in the quarterfinals. Drexel was the first CAA squad to make the final four of the NIT Pre-Season Tip-Off Tournament, where it dropped close decisions to national powers Duke and UCLA. The CAA was ranked eighth out of 31 conferences in the final RPI with six teams among the top 88 in the country.

In women's basketball, the CAA had a league-record four teams earn post-season berths and was ranked #8 in the final RPI. Perennial power Old Dominion, which claimed its 15th consecutive conference title, has a storied history that includes three national championships (1979, 1980, 1985) and a national runner-up finish in 1997. Delaware, James Madison and Hofstra received berths in the 2006 WNIT.

The conference also excels in many other sports. CAA squads have won 10 field hockey national titles since the championship began in 1981 and Old Dominion advanced to the national semifinals in 2005. In baseball, James Madison's Kellen Kulbacki was chosen as the Co-National Player of the Year and the league had 28 players chosen in the 2006 Major League Baseball draft. The CAA is annually ranked among the nation's top 10 conferences in men's and women's soccer, and traditionally sends multiple teams to the NCAA Tournament. Hofstra's men's lacrosse team was ranked #2 in the nation last season and tied an NCAA record with 17 victories while CAA women's tennis players Megan Moulton-Levy of William & Mary and Tatsiana Uvarova of VCU both earned All-America honors after facing off in the quarterfinals of the NCAA Championship. In 2005-06, 21 league teams earned NCAA Tournament berths in 16 sports. There were 37

CAA student-athletes who earned All-America honors.

CAA member institutions are committed to excellence in the classroom. The Colonial Academic Alliance was created in 2002 by the league's presidents with a goal of expanding their partnership to all aspects of university life outside of intercollegiate athletics. Among the programs already established are an undergraduate research conference, coordination of study abroad programs and granting visiting academic status to student-athletes traveling to an away contest so that they have access to libraries, academic resource centers and computer labs.

In 2002, two faculty members from CAA institutions were awarded academia's most coveted distinction — the Nobel Prize.

John B. Fenn, a research professor in the Department of Chemistry at Virginia Commonwealth University, received the Nobel Prize for chemistry, and Vernon Smith, a professor of economics and law at George Mason University, shared the Nobel Prize in economic sciences.

Commissioner Thomas E. Yeager has guided the CAA since its inception. Long-time members George Mason University, James Madison University, the University of North Carolina at Wilmington, Old Dominion University, Virginia Commonwealth University and the College of William & Mary were joined by the University of Delaware, Drexel University, Hofstra University and Towson University in 2001. Georgia State University and Northeastern University became members of the conference on July 1, 2005.

The CAA traces its roots back to 1983 when three of its current members—George Mason, James Madison, and William and Mary—were aligned with East Carolina University, the United States Naval Academy and the University of Richmond as a basketball league (ECAC South). During the next two years, the league added 11 sports, acquired two new members (UNC Wilmington and American University) and decided to form a new association. The transformation from ECAC South to CAA took place on June 6, 1985. Old Dominion became a member of the CAA in 1991-92 and VCU joined the conference prior to the 1995-96 season.

From all-star athletes to Nobel Prize winning faculty, the CAA takes great pride in producing performers who stand out both on the playing field and in the classroom.



ALL  
12  
CAA  
SCHOOLS  
WILL  
PARTICIPATE  
IN  
THE  
FIFTH  
ANNUAL



2007

BracketBusters

February 16-17

A total of an event-record 102 teams – representing 16 collegiate athletic conferences – will compete in the two-day event (February 16-17), with the entire ESPN BracketBusters slate of matchups to be announced in late January. Delaware, George Mason, Georgia State, Hofstra, Northeastern and VCU will serve as host schools, while Drexel, James Madison, UNC Wilmington, Old Dominion, Towson and William & Mary will play on the road.

Of the 51 games, a total of 13 will be televised, with six contests on ESPN2. An additional five games will be aired on ESPNU and two will be televised on ESPN360 – ESPN's broadband service. Please consult your local listings for start times.

The CAA has posted a three-year record of 8-4 in BracketBusters, including a perfect 4-0 mark in games that were part of the event's television package. Last season the CAA went 6-2 overall, with George Mason beating Wichita State, Old Dominion downing Marist and VCU edging Albany in contests that were televised nationally.

**HOME TEAMS:** Delaware, George Mason, Georgia State, Hofstra, Northeastern, VCU, Montana, Northern Arizona, Coastal Carolina, Cal Poly, Cal State Northridge, Long Beach State, UC Santa Barbara, Butler, Illinois-Chicago, Loyola (Ill.), Wright State, Youngstown State, Fairfield, Marist, Niagara, Rider, Siena, Akron, Buffalo, Eastern Michigan, Northern Illinois, Toledo, Western Michigan, Oral Roberts, Creighton, Drake, Illinois State, Indiana State, Missouri State, Wichita State, Morehead State, Samford, Southeast Missouri State, Tennessee-Martin, Tennessee State, Tennessee Tech, Bucknell, UNC Greensboro, Chattanooga, Boise State, Fresno State, Idaho, Nevada, New Mexico State and San Francisco.

**AWAY TEAMS:** Drexel, James Madison, UNC Wilmington, Old Dominion, Towson, William & Mary, Albany, Maine, Eastern Washington, Portland State, Liberty, Winthrop, UC Irvine, UC Riverside, Cal State Fullerton, Pacific, Cleveland State, Detroit, UW-Green Bay, UW-Milwaukee, Canisius, Iona, Loyola (Md.), Manhattan, Saint Peter's, Ball State, Bowling Green, Central Michigan, Kent State, Miami (Ohio), Ohio, Valparaiso, Bradley, Evansville, Northern Iowa, Southern Illinois, Austin Peay, Eastern Illinois, Eastern Kentucky, Jacksonville State, Murray State, Colgate, Holy Cross, Appalachian State, Elon, Northwestern State, Sam Houston State, Hawaii, Louisiana Tech, San Jose State and Utah State.



# CAA STATISTICS

## 2005-06 Final CAA STANDINGS

School	CAA			Overall		
	W	L	Pct.	W	L	Pct.
George Mason	15	3	.833	28	6	.824
UNC Wilmington	15	3	.833	25	8	.758
Hofstra	14	4	.778	26	7	.788
Old Dominion	13	5	.722	24	10	.706
Northeastern	12	6	.667	19	11	.633
VCU	11	7	.611	19	10	.655
Drexel	8	10	.444	15	16	.484
Towson	8	10	.444	12	16	.429
Delaware	4	14	.222	9	21	.300
William & Mary	3	15	.167	8	20	.286
Georgia State	3	15	.167	7	22	.241
James Madison	2	16	.111	5	23	.179

## 2005-06 CAA MEN'S BASKETBALL AWARD WINNERS

### First Team ALL-CAA

Jose Juan Barea, Northeastern  
 Nick George, VCU  
 Jai Lewis, George Mason  
 Harding Nana, Delaware  
 Loren Stokes, Hofstra

### Second Team ALL-CAA

Antoine Agudio, Hofstra  
 John Goldsberry, UNC Wilmington  
 Alex Loughton, Old Dominion  
 Gary Neal, Towson  
 Tony Skinn, George Mason

**Cl.** Sr. G  
**Cl.** Sr. F  
**Cl.** Sr. F  
**Cl.** Sr. F  
**Cl.** Jr. G

**Cl.** So. G  
**Cl.** Sr. G  
**Cl.** Sr. F/C  
**Cl.** Jr. G  
**Cl.** Sr. G

### Third Team ALL-CAA

T.J. Carter, UNC Wilmington  
 Lawrence Hamm, Towson  
 Isaiah Hunter, Old Dominion  
 Shawn James, Northeastern  
 Dominick Mejia, Drexel

**Cl.** Jr. G  
**Cl.** Sr. F  
**Cl.** Sr. G  
**Cl.** So. F  
**Cl.** Jr. G

### CAA ALL-ROOKIE TEAM

Calvin Baker, William & Mary  
 Rashad Chase, Georgia State  
 Tim Crossin, Towson  
 Juwann James, James Madison  
 Zaire Taylor, Delaware

**Cl.** Fr. G  
**Cl.** Fr. F  
**Cl.** Fr. G  
**Cl.** Fr. F  
**Cl.** Fr. G

### CAA ALL-DEFENSIVE TEAM

Chaz Crawford, Drexel  
 John Goldsberry, UNC Wilmington  
 Shawn James, Northeastern  
 Bashir Mason, Drexel  
 Will Thomas, George Mason

**Cl.** Jr. F  
**Cl.** Sr. G  
**Cl.** So. F  
**Cl.** Jr. G  
**Cl.** So. F

### 2006 CAA PLAYER OF THE YEAR

Jose Juan Barea, Northeastern

### 2006 CAA COACH OF THE YEAR

Brad Brownell, UNC Wilmington

### 2006 CAA ROOKIE OF THE YEAR

Juwann James, James Madison

### 2006 CAA DEFENSIVE PLAYER OF THE YEAR

Shawn James, Northeastern

## 2005-06 Colonial Athletic Association MEN'S BASKETBALL STATISTICS

### SCORING OFFENSE

## Team	G	W-L	Pts	Avg.
1. Northeastern	30	19-11	2256	75.2
2. Hofstra	33	26-7	2405	72.9
3. Old Dominion	34	24-10	2379	70.0
4. Towson	28	12-16	1952	69.7
5. George Mason	35	27-8	2429	69.4
6. UNC Wilmington	33	25-8	2250	68.2
7. VCU	29	19-10	1964	67.7
8. Delaware	30	9-21	1983	66.1
9. Georgia State	29	7-22	1888	65.1
10. William & Mary	28	8-20	1815	64.8
11. James Madison	28	5-23	1803	64.4
12. Drexel	31	15-16	1930	62.3

3. Old Dominion	34	70.0	63.8	+6.2
4. Hofstra	33	72.9	67.2	+5.7
5. VCU	29	67.7	62.4	+5.3
6. Northeastern	30	75.2	70.2	+5.0
7. Drexel	31	62.3	59.7	+2.5
8. William & Mary	28	64.8	69.4	-4.6
9. Delaware	30	66.1	70.9	-4.8
10. Towson	28	69.7	75.0	-5.2
11. Georgia State	29	65.1	71.3	-6.2
12. James Madison	28	64.4	77.7	-13.3

### FREE THROW PERCENTAGES

## Team	G	FTM	FTA	Pct
1. Northeastern	30	402	546	.736
2. VCU	29	359	495	.725
3. Old Dominion	34	533	744	.716
4. UNC Wilmington	33	420	601	.699
5. Towson	28	375	537	.698
6. William & Mary	28	377	545	.692
7. Drexel	31	395	589	.671
8. George Mason	35	429	646	.664
9. Georgia State	29	367	557	.659
10. Delaware	30	391	603	.648
11. Hofstra	33	441	681	.648
12. James Madison	28	331	535	.619

### FIELD GOAL PERCENTAGES

## Team	G	FG	FGA	Pct.
1. George Mason	35	897	1863	.481
2. Hofstra	33	875	1902	.460
3. Northeastern	30	812	1798	.452
4. Towson	28	696	1565	.445
5. VCU	29	690	1589	.434
6. UNC Wilmington	33	807	1867	.432
7. Old Dominion	34	810	1892	.428

### FIELD GOAL PCT DEFENSE

## Team	G	FG	FGA	Pct.
1. George Mason	35	760	1958	.388
2. UNC Wilmington	33	654	1681	.389
3. Drexel	31	657	1641	.400
4. Northeastern	30	805	1954	.412
5. Old Dominion	34	795	1924	.413
6. Hofstra	33	771	1848	.417
7. VCU	29	640	1496	.428
8. Delaware	30	722	1685	.428
9. Towson	28	734	1712	.429
10. Georgia State	29	730	1604	.455
11. William & Mary	28	701	1528	.459
12. James Madison	28	745	1543	.483

### 3-POINT FIELD GOAL PERCENTAGES

## Team	G	FG	FGA	Pct.
1. VCU	29	225	603	.373
2. Hofstra	33	214	600	.357
3. George Mason	35	206	579	.356
4. Georgia State	29	189	542	.349
5. Delaware	30	214	621	.345
6. Old Dominion	34	226	659	.343
7. Towson	28	185	543	.341
8. UNC Wilmington	33	216	639	.338
9. Northeastern	30	230	681	.338
10. Drexel	31	175	526	.333
11. James Madison	28	166	499	.333
12. William & Mary	28	144	453	.318

### SCORING DEFENSE

## Team	G	Pts.	Avg.
1. Drexel	31	1851	59.7
2. UNC Wilmington	33	1975	59.8
3. George Mason	35	2102	60.1
4. VCU	29	1811	62.4
5. Old Dominion	34	2169	63.8
6. Hofstra	33	2216	67.2
7. William & Mary	28	1944	69.4
8. Northeastern	30	2107	70.2
9. Delaware	30	2126	70.9
10. Georgia State	29	2068	71.3
11. Towson	28	2099	75.0
12. James Madison	28	2176	77.7

### SCORING MARGIN

## Team	G	OFF	DEF	Margin
1. George Mason	35	69.4	60.1	+9.3
2. UNC Wilmington	33	68.2	59.8	+8.3

## 2005-06 Colonial Athletic Association MEN'S BASKETBALL STATISTICS cont.

### 3-POINT FIELD GOAL PCT DEFENSE

## Team	G	FG	FGA	Pct.
1. UNC Wilmington	33	184	652	.282
2. Delaware	30	136	455	.299
3. VCU	29	152	498	.305
4. George Mason	35	220	694	.317
5. Old Dominion	34	207	650	.318
6. Northeastern	30	165	505	.327
7. Towson	28	237	704	.337
8. Drexel	31	169	502	.337
9. William & Mary	28	189	547	.346
10. Hofstra	33	232	661	.351
11. Georgia State	29	180	511	.352
12. James Madison	28	198	505	.392

### REBOUNDING OFFENSE

## Team	G	Reb	Avg.
1. Drexel	31	1183	38.2
2. Old Dominion	34	1262	37.1
3. Northeastern	30	1111	37.0
4. Hofstra	33	1197	36.3
5. UNC Wilmington	33	1191	36.1
6. Delaware	30	1067	35.6
7. James Madison	28	993	35.5
8. Towson	28	988	35.3
9. George Mason	35	1221	34.9
10. William & Mary	28	947	33.8
11. Georgia State	29	944	32.6
12. VCU	29	926	31.9

### REBOUNDING MARGIN

## Team	G	TEAM	Avg	OPP	Avg	Margin
1. Drexel	31	1183	38.2	1073	34.6	+3.5
2. Old Dominion	34	1262	37.1	1163	34.2	+2.9
3. Hofstra	33	1197	36.3	1127	34.2	+2.1
4. George Mason	35	1221	34.9	1148	32.8	+2.1
5. UNC Wilmington	33	1191	36.1	1124	34.1	+2.0
6. James Madison	28	993	35.5	967	34.5	+0.9
7. William & Mary	28	947	33.8	929	33.2	+0.6
8. Northeastern	30	1111	37.0	1159	38.6	-1.6
9. Towson	28	988	35.3	1033	36.9	-1.6
10. VCU	29	926	31.9	978	33.7	-1.8
11. Delaware	30	1067	35.6	1125	37.5	-1.9
12. Georgia State	29	944	32.6	1067	36.8	-4.2

### BLOCKED SHOTS

## Team	G	Blocks	Avg.
1. Northeastern	30	240	8.00
2. Drexel	31	164	5.29
3. Hofstra	33	153	4.64
4. Georgia State	29	106	3.66
5. Delaware	30	107	3.57
6. George Mason	35	123	3.51
7. Old Dominion	34	114	3.35
8. VCU	29	82	2.83
9. Towson	28	71	2.54
10. James Madison	28	58	2.07
11. William & Mary	28	47	1.68
12. UNC Wilmington	33	55	1.67

### ASSISTS

## Team	G	Assists	Avg.
1. Northeastern	30	489	16.30
2. Towson	28	432	15.43
3. UNC Wilmington	33	506	15.33
4. Old Dominion	34	517	15.21
5. George Mason	35	507	14.49
6. William & Mary	28	383	13.68
7. Hofstra	33	446	13.52
8. Delaware	30	389	12.97
9. James Madison	28	361	12.89
10. VCU	29	356	12.28
11. Georgia State	29	351	12.10
12. Drexel	31	366	11.81

### STEALS

## Team	G	Steals	Avg.
1. VCU	29	237	8.17
2. Delaware	30	229	7.63
3. Old Dominion	34	257	7.56
4. UNC Wilmington	33	248	7.52
5. Hofstra	33	245	7.42
6. George Mason	35	249	7.11
7. William & Mary	28	196	7.00
8. Towson	28	189	6.75
9. Drexel	31	208	6.71
10. Northeastern	30	196	6.53
11. Georgia State	29	189	6.52
12. James Madison	28	165	5.89

### TURNOVER MARGIN

## Team	G	TEAM	Avg	OPP	Avg	Margin
1. VCU	29	362	12.5	456	15.7	+3.24
2. UNC Wilmington	33	414	12.5	518	15.7	+3.15
3. Old Dominion	34	438	12.9	485	14.3	+1.38
4. Hofstra	33	447	13.5	472	14.3	+0.76
5. George Mason	35	449	12.8	474	13.5	+0.71
6. Drexel	31	418	13.5	434	14.0	+0.52
7. Northeastern	30	411	13.7	404	13.5	-0.23
8. William & Mary	28	441	15.8	423	15.1	-0.64
9. Georgia State	29	409	14.1	383	13.2	-0.90
10. Delaware	30	486	16.2	432	14.4	-1.80
11. Towson	28	421	15.0	361	12.9	-2.14
12. James Madison	28	456	16.3	376	13.4	-2.86

### 3-POINT FIELD GOALS MADE

## Team	G	TEAM	Avg.
1. VCU	29	225	7.76
2. Northeastern	30	230	7.67
3. Delaware	30	214	7.13
4. Old Dominion	34	226	6.65
5. Towson	28	185	6.61
6. UNC Wilmington	33	216	6.55
7. Georgia State	29	189	6.52
8. Hofstra	33	214	6.48
9. James Madison	28	166	5.93
10. George Mason	35	206	5.89
11. Drexel	31	175	5.65
12. William & Mary	28	144	5.14

## Individual Basketball

### STATISTICS

#### SCORING

## Player	G	FG	3FG	FT	Pts	Avg.
1. Jose Juan Barea (NU)	29	209	66	126	610	21.0
2. Harding Nana (Del)	30	200	46	123	569	19.0
3. Loren Stokes (Hof)	33	233	27	81	574	17.4
4. Antoine Agudio (Hof)	33	194	91	87	566	17.2
5. Nick George (VCU)	29	167	52	105	491	16.9
6. Lawrence Hamm (Tow)	28	167	8	94	436	15.6
7. Dominick Mejia (Drex)	31	152	92	78	474	15.3
8. Isaiah Hunter (ODU)	32	148	57	104	457	14.3
9. Jai Lewis (GMU)	35	182	16	99	479	13.7
10. T.J. Carter (UNCW)	32	154	53	75	436	13.6

#### REBOUNDING

## Player	G	OFF	DEF	TOT	Avg.
1. Harding Nana (Del)	30	89	237	326	10.9
2. Lawrence Hamm (Tow)	28	96	160	256	9.1
3. Shawn James (NU)	30	67	170	237	7.9
4. Jai Lewis (GMU)	35	101	173	274	7.8
5. Adrian Uter (Hof)	29	82	144	226	7.8
6. Alex Loughton (ODU)	34	85	177	262	7.7
7. Chaz Crawford (Drex)	31	121	114	235	7.6
8. Aurimas Kieza (Hof)	33	88	153	241	7.3
9. Will Thomas (GMU)	35	78	174	252	7.2
10. Juwann James (JMU)	27	102	89	191	7.1

#### FIELD GOAL PCT (Min. 4.0 made per game)

## Team	G	FG	FGA	Pct.
1. Will Thomas (GMU)	35	174	300	.580
2. Lawrence Hamm (Tow)	28	167	291	.574
3. Corey Coffield (W&M)	28	112	202	.554
4. Shawn James (NU)	30	140	265	.528
5. Jai Lewis (GMU)	35	182	348	.523
6. Loren Stokes (Hof)	33	233	474	.492
7. Juwann James (JMU)	27	143	294	.486
8. Alex Loughton (ODU)	34	162	334	.485
9. Aurimas Kieza (Hof)	33	140	292	.479
10. Arnaud Dahi (ODU)	34	138	291	.474

#### ASSISTS

## Team	G	Assists	Avg.
1. Jose Juan Barea (NU)	29	244	8.41
2. J. Goldsberry (UNCW)	33	172	5.21
3. Tim Crossin (Tow)	28	139	4.96
4. D. Williamson (ODU)	34	162	4.76
5. Barhir Mason (Drex)	31	133	4.29
6. Velmar Coleman (Tow)	27	103	3.81
7. Zaire Taylor (Del)	30	112	3.73
8. Boyd Copeland (GSU)	29	105	3.62
9. Calvin Baker (W&M)	28	100	3.57
10. Carlos Rivera (Hof)	33	117	3.55

### FREE THROW PCT (Min. 2.0 made per game)

## Player	G	FTM	FTA	Pct.
1. T.J. Carter (UNCW)	32	75	87	.862
2. Dominick Mejia (Drex)	31	78	93	.839
3. Tony Skinn (GMU)	34	105	131	.802
4. Arnaud Dahi (ODU)	34	107	137	.781
5. Shawn James (NU)	30	67	87	.770
6. Lawrence Hamm (Tow)	28	94	123	.764
7. Jose Juan Barea (NU)	29	126	165	.764
8. Fol. Campbell (GMU)	35	86	113	.761
9. Todd Hendley (UNCW)	33	70	92	.761
10. Isaiah Hunter (ODU)	32	104	138	.754

### STEALS

## Player	G	St.	Avg.
1. Zaire Taylor (Del)	30	68	2.27
2. J. Goldsberry (UNCW)	33	67	2.03
3. Tim Crossin (Tow)	28	52	1.86
4. J. Pellot-Rosa (VCU)	29	48	1.66
5. D. Williamson (ODU)	34	56	1.65
6. Tony Skinn (GMU)	34	55	1.62
7. Barhir Mason (Drex)	31	50	1.61
8. Adam Payton (W&M)	28	45	1.61
Herman Favors (GSU)	28	45	1.61
10. Loren Stokes (Hof)	33	52	1.58

### 3-POINT FG PCT (Min. 1.5 made per game)

## Player	G	3FG	FGA	Pct.
1. Nick George (VCU)	29	52	111	.468
2. Antoine Agudio (Hof)	33	91	216	.421
3. Nathan Mann (W&M)	28	51	124	.411
4. R. Washington (Del)	28	53	134	.396
5. Malcolm Manier (GSU)	28	67	174	.385
6. Lamar Butler (GMU)	35	73	193	.378
7. J. Goldsberry (UNCW)	33	65	174	.374
8. Dominick Mejia (Drex)	31	92	248	.371
9. B.A. Walker (VCU)	29	63	172	.366
10. T.J. Carter (UNCW)	32	53	145	.366

### 3-POINT FG MADE

## Player	G	3FG	Avg.
1. Dominick Mejia (Drex)	31	92	2.97
2. Antoine Agudio (Hof)	33	91	2.76
3. Malcolm Manier (GSU)	27	239	8.85
4. Jose Juan Barea (NU)	29	66	2.28
5. B.A. Walker (VCU)	29	63	2.17
6. Lamar Butler (GMU)	35	73	2.09
7. J. Goldsberry (UNCW)	33	65	1.97
8. Calvin Cannon (Del)	30	59	1.97
9. Herman Favors (GSU)	28	53	1.89
Tim Crossin (Tow)	28	53	1.89
R. Washington (Del)	28	53	1.89

### BLOCKED SHOTS

## Player	G	Blk.	Avg.
1. Shawn James (NU)	30	196	6.53
2. Chaz Crawford (Drex)	31	86	2.77
3. Adrian Uter (Hof)	29	66	2.28
4. Devin Dickerson (GSU)	29	46	1.59
5. Frank Elegar (Drex)	30	38	1.27
Harding Nana (Del)	30	38	1.27
7. Aurimas Kieza (Hof)	33	36	1.09
8. Lawrence Hamm (Tow)	28	104	3.71
9. Arnaud Dahi (ODU)	34	34	1.00
10. Bennet Davis (NU)	30	28	0.93

### OFFENSIVE REBOUNDS

## Player	G	No.	Avg.
1. Chaz Crawford (Drex)	31	121	3.90
2. Juwann James (JMU)	27	102	3.78
3. Lawrence Hamm (Tow)	28	96	3.43
4. Harding Nana (Del)	30	89	2.97
5. Jai Lewis (GMU)	35	101	2.89
6. Adrian Uter (Hof)	29	82	2.83
7. Aurimas Kieza (Hof)	33	88	2.67
8. Alex Loughton (ODU)	34	85	2.50
9. Frank Elegar (Drex)	30	73	2.43
10. Herb Courtney (Del)	30	70	2.33

### DEFENSIVE REBOUNDS

## Player	G	No.	Avg.
1. Harding Nana (Del)	30	237	7.90
2. Lawrence Hamm (Tow)	28	160	5.71
3. Shawn James (NU)	30	170	5.67
4. Alex Loughton (ODU)	34	177	5.21
5. D. Abraham (Tow)	28	140	5.00
6. Will Thomas (GMU)	35	174	4.97
7. Adrian Uter (Hof)	29	144	4.97
8. Jai Lewis (GMU)	35		

# CAA COMPOSITE SCHEDULE

## 2006-07 CAA COMPOSITE MEN'S BASKETBALL SCHEDULE

Nov. 10	Monmouth at Old Dominion (Cox Classic)	6:30/9 pm	William & Mary at Navy	7:00 pm	
Nov. 11	James Madison at Wake Forest	2:00 pm	Nov. 29	Delaware at Loyola (Md.)	7:00 pm
	College of Charleston at Georgia State	2:00 pm		Hofstra at Siena	7:00 pm
	George Mason at Cleveland State	3:00 pm		Colorado at UNC Wilmington	7:00 pm
	Hofstra at Charlotte	4:00 pm		Toledo at Drexel	7:30 pm
	Arkansas State at Old Dominion (Cox Classic)	4/6:30 pm		Old Dominion at Marist	7:30 pm
	William & Mary at Kansas State	TBA	Nov. 30	Savannah State at Georgia State	7:00 pm
Nov. 12	Clemson at Old Dominion (Cox Classic)	2/4:30 pm	Dec. 1	Vermont at Towson	7:00 pm
Nov. 13	Hartford at Towson	7:00 pm		Jacksonville St. at William & Mary (W&M Cl.)	8:30 pm
	VCU at Longwood	7:00 pm	Dec. 2	*Georgia State at Hofstra	4:00 pm
	UNC Wilmington vs. Belmont (NIT @Nashville)	10:30 pm		*UNC Wilmington at Northeastern	7:00 pm
Nov. 14	Marist at Delaware	7:00 pm		*James Madison at Old Dominion	7:00 pm
	James Madison at Mount St. Mary's	7:00 pm		Houston at VCU	7:30 pm
	UNCW vs. Tennessee/Fordham (NIT @Nashville)	TBA		Cornell/VMI at William & Mary (W&M Classic)	8:30 pm
Nov. 15	Northeastern at Syracuse	7:00 pm		Drexel at Saint Joseph's (Palestra)	TBA
	Florida Gulf Coast at Drexel	7:30 pm	Dec. 3	Vermont at Delaware	1:00 pm
Nov. 16	Samford at Towson	7:00 pm		George Mason vs. Bucknell (BB&T Classic)	TBA
	Georgia State at Georgia Tech	8:00 pm	Dec. 5	*Towson at William & Mary	7:00 pm
Nov. 17	Northeastern at Pittsburgh (Colonial Classic)	5:00 pm		Hofstra at Stony Brook	7:00 pm
	Delaware at Albany	7:00 pm		East Carolina at UNC Wilmington	7:00 pm
	Florida Atlantic at Old Dominion	7:00 pm		Fairleigh Dickinson at Drexel	7:30 pm
	VCU vs. Xavier (@Paradise Jam)	8:00 pm		James Madison at Georgetown	7:30 pm
Nov. 18	Drexel at Vermont	2:00 pm	Dec. 6	Delaware at Central Connecticut	7:00 pm
	Hofstra at Manhattan	2:00 pm		George Mason at Radford	7:00 pm
	Northeastern vs. Oakland (Colonial Classic)	2:00 pm		VCU at Albany	7:00 pm
	Wichita State at George Mason	4:00 pm		Old Dominion at Virginia Tech	7:00 pm
	VCU at Paradise Jam	TBA		Northeastern at Connecticut	7:30 pm
Nov. 19	Winston-Salem State at Georgia State	2:00 pm	Dec. 7	Florida State at Georgia State	7:00 pm
	Northeastern vs. Massachusetts (Colonial Classic)	2:00 pm	Dec. 8	North Florida at William & Mary	7:00 pm
	Old Dominion at Georgetown	6:00 pm	Dec. 9	George Mason at Duke	Noon
	Towson at Kansas (Las Vegas Classic)	7:00 pm		Drexel at Villanova	TBA
Nov. 20	UNC Wilmington at Campbell	7:00 pm		Missouri State at UNC Wilmington	7:00 pm
	Wagner at William & Mary	7:00 pm		VCU at Richmond	TBA
	VCU at Paradise Jam	TBA	Dec. 10	Dartmouth at James Madison	2:00 pm
Nov. 21	Rider at Delaware	7:00 pm	Dec. 12	St. Francis (NY) at Hofstra	8:00 pm
	George Mason at Hampton	7:00 pm	Dec. 16	Temple at Towson	4:00 pm
	Alabama State at Georgia State	7:00 pm		UNC Wilmington at Toledo	7:00 pm
	Boston Univ. at Northeastern	7:00 pm		South Carolina State at Old Dominion	7:00 pm
	Towson at Western Kentucky (Las Vegas Cl.)	7:00 pm		UAB at VCU	7:30 pm
	Drexel at Penn	8:00 pm		Georgia State at Alabama State	8:00 pm
Nov. 22	VMI at James Madison	7:00 pm	Dec. 18	New Hampshire at Northeastern	7:00 pm
	UNCW at NIT Tip-Off Semifinals (@MSG)	TBA		UAB at Old Dominion	7:00 pm
Nov. 23	Hofstra vs. Hawaii (Great Alaskan Shootout)	9:30 pm	Dec. 19	Drexel at Syracuse	7:00 pm
Nov. 24	Hofstra at Great Alaskan Shootout	TBA		Youngstown State at James Madison	7:00 pm
	UNCW at NIT Tip-Off Finals (@MSG)	TBA	Dec. 20	*Delaware at VCU	7:30 pm
	Towson vs. Chattanooga (@Las Vegas)	2:00 pm		Towson at Georgetown	7:30 pm
Nov. 25	William & Mary at Holy Cross	1:00 pm		Georgia State at Iowa	8:00 pm
	George Mason at Creighton	2:00 pm	Dec. 21	George Mason at Holy Cross	7:00 pm
	Northeastern at Rider	3:00 pm	Dec. 22	Hofstra at Syracuse	7:00 pm
	Georgia State at Charlotte	7:00 pm		UMBC at William & Mary	7:00 pm
	Wofford at James Madison	7:00 pm		Northeastern at Detroit	7:05 pm
	Richmond at Old Dominion	7:00 pm		Drexel at Temple	7:30 pm
	Hampton at VCU	7:30 pm	Dec. 23	Delaware at UNC Greensboro	2:00 pm
	Towson vs. Tenn. St./Prairie View (@Las Vegas)	TBA	Dec. 27	Northeastern at Louisville	TBA
	Hofstra at Great Alaskan Shootout	TBA	Dec. 28	Delaware vs. Niagara (La Salle Classic)	7:00 pm
Nov. 26	Cleveland State at Delaware	1:00 pm		Hampton at William & Mary	7:00 pm
	UNC Wilmington at Coll. of Charleston	2:00 pm		*George Mason at Drexel	7:30 pm
Nov. 27	Florida International at George Mason	7:00 pm		Hofstra vs. St. Joseph's (Holiday Classic - MSG)	TBA
	Drexel at Rider	7:30 pm	Dec. 29	Delaware at La Salle (La Salle Classic)	5:00 pm
Nov. 28	Eastern Kentucky at James Madison	7:00 pm		Winston-Salem State at Towson	7:00 pm
	VCU at Elon	7:00 pm		Hofstra vs. Boston/St. John's (Holiday Classic)	TBA

# CAA COMPOSITE SCHEDULE

	James Madison vs. Texas-Pan American (@UCF) . . . . .	TBA			
	Winthrop at Old Dominion . . . . .	7:00 pm			
Dec. 30 . . . . .	UNC Wilmington at N.C. State . . . . .	Noon	Jan. 29 . . . . .	*Georgia State at William & Mary . . . . .	7:00 pm
	Mississippi State at George Mason . . . . .	4:00 pm		*Old Dominion at UNC Wilmington . . . . .	7:00 pm
	Delaware vs. Holy Cross (La Salle Classic) . . . . .	7:00 pm		*Hofstra at Delaware . . . . .	7:00 pm
	Appalachian State at VCU . . . . .	7:30 pm		*Drexel at Northeastern . . . . .	7:00 pm
	James Madison vs. UCF/NJIT (@UCF Classic) . . . . .	TBA		*George Mason at UNC Wilmington . . . . .	7:00 pm
Dec. 31 . . . . .	Georgia State at Clemson . . . . .	2:00 pm		*Georgia State at Old Dominion . . . . .	7:00 pm
	Richmond at William & Mary . . . . .	2:00 pm		*Towson at James Madison . . . . .	7:00 pm
	Northeastern at Boston College . . . . .	4:00 pm	Jan. 31 . . . . .	*William & Mary at VCU . . . . .	7:30 pm
Jan. 3 . . . . .	*Drexel at Georgia State . . . . .	Noon		*Delaware at George Mason . . . . .	7:00 pm
	*Delaware at James Madison . . . . .	7:00 pm		*UNC Wilmington at Georgia State . . . . .	7:00 pm
	*William & Mary at George Mason . . . . .	7:00 pm		*VCU at Hofstra . . . . .	7:00 pm
	*Hofstra at UNC Wilmington . . . . .	7:00 pm		*James Madison at William & Mary . . . . .	7:00 pm
	*Old Dominion at Northeastern . . . . .	7:00 pm		*Northeastern at Towson . . . . .	7:00 pm
	*VCU at Towson . . . . .	7:00 pm		*Old Dominion at Drexel . . . . .	7:30 pm
Jan. 6 . . . . .	*Towson at Georgia State . . . . .	2:00 pm	Feb. 3 . . . . .	*Towson at Drexel . . . . .	2:00 pm
	*Northeastern at William & Mary . . . . .	2:00 pm		*Old Dominion at George Mason . . . . .	4:00 pm
	*Delaware at Hofstra . . . . .	4:00 pm		*Northeastern at Hofstra . . . . .	4:00 pm
	*UNC Wilmington at Drexel . . . . .	4:00 pm		*James Madison at Delaware . . . . .	7:00 pm
	*George Mason at Old Dominion . . . . .	7:00 pm		*UNC Wilmington at William & Mary . . . . .	7:00 pm
	*VCU at James Madison . . . . .	7:00 pm		*Georgia State at VCU . . . . .	7:30 pm
Jan. 8 . . . . .	*William & Mary at Georgia State . . . . .	6:00 pm	Feb. 7 . . . . .	*UNC Wilmington at Delaware . . . . .	7:00 pm
	*Towson at Delaware . . . . .	7:00 pm		*Drexel at Hofstra . . . . .	7:00 pm
	*Drexel at James Madison . . . . .	7:00 pm		*Old Dominion at Georgia State . . . . .	7:00 pm
	*UNC Wilmington at George Mason . . . . .	7:00 pm		*William & Mary at James Madison . . . . .	7:00 pm
	*Old Dominion at Hofstra . . . . .	7:00 pm		*Towson at Northeastern . . . . .	7:00 pm
	*Northeastern at VCU . . . . .	7:00 pm		*George Mason at VCU . . . . .	7:30 pm
Jan. 10 . . . . .	*Delaware at Old Dominion . . . . .	7:00 pm	Feb. 10 . . . . .	*Hofstra at George Mason . . . . .	4:00 pm
	*George Mason at Towson . . . . .	7:00 pm		*Delaware at Drexel . . . . .	4:00 pm
	*Georgia State at Northeastern . . . . .	7:00 pm		*Georgia State at Towson . . . . .	4:00 pm
	*James Madison at UNC Wilmington . . . . .	7:00 pm		*Northeastern at James Madison . . . . .	7:00 pm
	*VCU at William & Mary . . . . .	7:00 pm		*William & Mary at UNC Wilmington . . . . .	7:00 pm
	*Hofstra at Drexel . . . . .	7:30 pm		*VCU at Old Dominion . . . . .	TBA
Jan. 13 . . . . .	*Hofstra at Northeastern . . . . .	1:00 pm	Feb. 14 . . . . .	*George Mason at Delaware . . . . .	7:00 pm
	*James Madison at George Mason . . . . .	2:00 pm		*Drexel at William & Mary . . . . .	7:00 pm
	*William & Mary at Delaware . . . . .	7:00 pm		*Northeastern at Georgia State . . . . .	7:00 pm
	*Drexel at Old Dominion . . . . .	7:00 pm		*Hofstra at Old Dominion . . . . .	7:00 pm
	*Georgia State at UNC Wilmington . . . . .	7:00 pm		*James Madison at Towson . . . . .	7:00 pm
	*Towson at VCU . . . . .	7:30 pm		*VCU at UNC Wilmington . . . . .	7:00 pm
Jan. 15 . . . . .	Towson at Loyola (Md.) . . . . .	4:00 pm	Feb. 16-17	BracketBusters at Delaware . . . . .	TBA
Jan. 17 . . . . .	*Georgia State at Delaware . . . . .	7:00 pm		Drexel at BracketBusters . . . . .	TBA
	*George Mason at William & Mary . . . . .	7:00 pm		BracketBusters at George Mason . . . . .	TBA
	*Towson at Hofstra . . . . .	7:00 pm		BracketBusters at Georgia State . . . . .	TBA
	*Old Dominion at James Madison . . . . .	7:00 pm		BracketBusters at Hofstra . . . . .	TBA
	*Northeastern at Drexel . . . . .	7:30 pm		James Madison at BracketBusters . . . . .	TBA
	*UNC Wilmington at VCU . . . . .	7:30 pm		UNC Wilmington at BracketBusters . . . . .	TBA
Jan. 20 . . . . .	*James Madison at Georgia State . . . . .	2:00 pm		BracketBusters at Northeastern . . . . .	TBA
	*Northeastern at George Mason . . . . .	4:00 pm		Old Dominion at BracketBusters . . . . .	TBA
	*William & Mary at Hofstra . . . . .	4:00 pm		Towson at BracketBusters . . . . .	TBA
	*UNC Wilmington at Towson . . . . .	4:00 pm		BracketBusters at VCU . . . . .	TBA
	*Drexel at Delaware . . . . .	7:00 pm		William & Mary at BracketBusters . . . . .	TBA
	*Old Dominion at VCU . . . . .	7:30 pm	Feb. 21 . . . . .	*Northeastern at Delaware . . . . .	7:00 pm
Jan. 24 . . . . .	*Delaware at Towson . . . . .	7:00 pm		*Georgia State at George Mason . . . . .	7:00 pm
	*Drexel at UNC Wilmington . . . . .	7:00 pm		*Towson at Old Dominion . . . . .	7:00 pm
	*VCU at George Mason . . . . .	7:00 pm		*UNC Wilmington at Hofstra . . . . .	7:00 pm
	*Hofstra at Georgia State . . . . .	7:00 pm		*William & Mary at Drexel . . . . .	7:30 pm
	*James Madison at Northeastern . . . . .	7:00 pm		*James Madison at VCU . . . . .	7:30 pm
	*William & Mary at Old Dominion . . . . .	7:00 pm	Feb. 24 . . . . .	*George Mason at Northeastern . . . . .	1:00 pm
Jan. 27 . . . . .	*Delaware at Northeastern . . . . .	1:00 pm		*VCU at Georgia State . . . . .	2:00 pm
	*VCU at Drexel . . . . .	4:00 pm		*Old Dominion at William & Mary . . . . .	2:00 pm
	*Hofstra at Towson . . . . .	4:00 pm		*Drexel at Towson . . . . .	4:00 pm
	*George Mason at James Madison . . . . .	7:00 pm		*Hofstra at James Madison . . . . .	7:00 pm
				*Delaware at UNC Wilmington . . . . .	7:00 pm
				March 2-5	CAA Championship (Richmond Coliseum – Richmond, Va.)

# 2006-07 OPPONENTS

## DELAWARE BLUE HENS

Jan. 20, Newark, Del.  
Bob Carpenter Center, 12:00 p.m.

Feb. 10, Philadelphia, Pa.  
Daskalakis Athletic Center, 4:00 p.m.

### School Information

Location .....Newark, Del.  
Founded .....1743  
Enrollment .....16,000  
Colors .....Royal Blue and Gold  
President .....Dr. David P. Roselle  
Athletics Director .....Edgar N. Johnson  
Conference .....Colonial Athletic Association  
Arena (cap.) .....Bob Carpenter Center (5,000)  
Press Row Phone .....(302) 831-8715

### Coaching Staff

Head Coach .....Monte Ross  
Alma Mater .....Winston Salem State '92  
Career Record/yrs. ....First year  
Record at School/yrs. ....First year  
Assistants .....R.C. Kehoe, Ryan Iversen,  
Stephen Stewart

### Series Information

Record vs. Drexel .....69-64  
Last Meeting .....3/3/06  
Result .....Delaware won, 52-49

### Team Information

2005-06 Record (conf.) .....9-21 (4-14)  
Letterwinners R/L .....8/2  
Starters R/L .....4/1

### Top Returners

	Ht.	Yr.	Pos	PPG	RPG
Herb Courtney	6-7	Jr.	F	6.3	4.8
Calvin Cannon	6-2	Sr.	G	9.0	1.9
Zaire Taylor	6-4	So.	G	6.8	3.2

### Sports Information

Basketball SID .....Kevin Tritt  
Office Phone .....(302) 831-2186  
Home Phone .....(302) 602-0641  
Fax .....(302) 831-8653  
E-Mail .....ktritt@udel.edu

## FAIRLEIGH DICKINSON KNIGHTS

Dec. 5, Philadelphia, Pa.  
Daskalakis Athletic Center  
7:30 p.m.

### School Information

Location .....Teaneck, N.J.  
Founded .....1942  
Enrollment .....5,753  
Colors .....Burgundy & Blue  
President .....Dr. J. Michael Adams  
Athletics Director .....David A. Langford  
Conference .....Northeast  
Arena (cap.) .....Rothman Center (5,000)  
Press Row Phone .....201-692-9552

### Coaching Staff

Head Coach .....Tom Green  
Alma Mater .....Syracuse '71  
Career Record/yrs. ....378-292/23  
Record at School/yrs. ....378-292/23  
Assistants .....Ron Brown, Damari Riddick  
Jared Stephans

### Series Information

Record vs. Drexel .....5-5  
Last Meeting .....12/17/05  
Result .....Drexel won, 54-49

### Team Information

2005-06 Record (conf.) .....20-12 (14-4)  
Letterwinners R/L .....10/5  
Starters R/L .....2/3

### Top Returners

	Ht.	Yr.	Pos	PPG	RPG
Michael Peebles	6-6	Sr.	F	9.4	4.7
Andre Harris	6-7	Sr.	F	7.9	3.7
Bernell Murray	5-9	Jr.	G	6.9	2.8

### Sports Information

Basketball SID .....Sara Naggar  
Office Phone .....(201) 692-2208  
Home Phone .....(201) 274-5332  
Fax .....(201) 692-9361  
E-Mail .....snaggar@fd.edu

## FLORIDA GULF COAST EAGLES

Nov. 15, Philadelphia, Pa.  
Daskalakis Athletic Center  
7:30 p.m.

### School Information

Location .....Fort Myers, Fla.  
Founded .....1997  
Enrollment .....8,400  
Colors .....Kelly Green and Royal Blue  
President .....Dr. William C. Merwin  
Athletics Director .....Carl McAloose  
Conference .....Independent  
(Atlantic Sun 2007)  
Arena (cap.) .....Alico Arena (4,500)

### Coaching Staff

Head Coach .....Dave Balza  
Alma Mater .....Michigan '91  
Career Record/yrs. ....122-81/seven  
Record at School/yrs. ....87-33/four  
Assistants .....Chris Highfield, Marc Polite,  
Leo Miller

### Series Information

Record vs. Drexel .....First Meeting

### Team Information

2005-06 Record .....18-12  
Letterwinners R/L .....6/11  
Starters R/L .....2/3

### Top Returners

	Ht.	Yr.	Pos	PPG	RPG
Beau Bauer	6-3	Sr.	G	13.5	4.4
Cecil Avant	5-6	So.	G	10.5	2.2
Adam Liddell	6-8	Jr.	F	7.4	6.8

### Sports Information

Basketball SID .....Matt Fairchild  
Office Phone .....(239) 590-7061  
Cell Phone .....(239) 707-3943  
Fax .....(239) 590-7014  
E-Mail .....mfairchi@fgcu.edu

## GEORGE MASON PATRIOTS

Dec. 28, Philadelphia, Pa.  
Daskalakis Athletic Center  
7:00 p.m.

### School Information

Location .....Fairfax, Va.  
Founded .....1957  
Enrollment .....29,728  
Colors .....Green and Gold  
President .....Dr. Alan G. Merten  
Athletics Director .....Thomas J. O'Connor  
Conference .....Colonial Athletic Association  
Arena (cap.) .....Patriot Center (10,000)  
Press Row Phone .....(703) 993-3044

### Coaching Staff

Head Coach .....Jim Larranaga  
Alma Mater .....Providence, '71  
Career Record/yrs. ....364-273/22  
Record at School/yrs. ....166-104/nine  
Assistants .....Scott Cherry, James Johnson  
Chris Caputo

### Series Information

Record vs. Drexel .....7-4  
Last Meeting .....2/15/06  
Result .....Mason won, 67-48

### Team Information

2005-06 Record (conf.) .....28-7 (15-3)  
Letterwinners R/L .....9/3  
Starters R/L .....2/3

### Top Returners

	Ht.	Yr.	Pos	PPG	RPG
Folarin Campbell	6-4	Jr.	G	11.0	4.2
Will Thomas	6-7	Jr.	F	11.8	7.2
Gabe Norwood	6-5	Sr.	G/F	3.4	2.0

### Sports Information

Basketball SID .....Richard Coco  
Office Phone .....(703) 993-3264  
Home Phone .....(301) 294-7914  
Fax .....(703) 993-3259  
E-Mail .....rcoco@gmu.edu

# 2006-07 OPPONENTS

## GEORGIA STATE PANTHERS

Jan. 3, Atlanta, Ga.  
GSU Sports Arena  
12:00 p.m.

### School Information

Location ..... Atlanta, Ga.  
Founded ..... 1913  
Enrollment ..... 26,000  
Colors ..... Blue and White  
President ..... Dr. Carl Patton  
Athletics Director ..... Mary McElroy  
Conference ..... Colonial Athletic Association  
Arena (cap.) ..... GSU Sports Arena (4,500)  
Press Row Phone ..... (404) 651-0563

### Coaching Staff

Head Coach ..... Michael Perry  
Alma Mater ..... Richmond, '81  
Career Record/yrs. .... 51-55/four  
Record at School/yrs. .... 51-55/four  
Assistants ..... Drew Catlett, Mark Macon,  
Mark Dannhoff

### Series Information

Record vs. Drexel ..... 1-3  
Last Meeting ..... 1/19/06  
Result ..... Drexel won, 73-57

### Team Information

2005-06 Record (conf.) ..... 7-22 (3-15)  
Letterwinners R/L ..... 6/5  
Starters R/L ..... 3/2

### Top Returners

	Ht.	Yr.	Pos	PPG	RPG
Justin Billingslea	6-8	Jr.	F	7.6	2.9
Deven Dickerson	6-9	Jr.	C	6.3	5.1
Rashad Chase	6-7	So.	F	6.1	4.3

### Sports Information

Basketball SID ..... Charlie Taylor  
Office Phone ..... (404) 651-2071  
Fax ..... (404) 651-3204  
E-Mail ..... ctaylor@gsu.edu



## HOFSTRA PRIDE

Jan. 11, Philadelphia, Pa.  
Daskalakis Athletic Center, 8:00 p.m.  
Feb. 8, Hempstead, N.Y.  
Hofstra Arena, 7:00 p.m.

### School Information

Location ..... Hempstead, N.Y.  
Founded ..... 1935  
Enrollment ..... 13,000  
Nickname ..... Pride  
Colors ..... Gold, White and Blue  
President ..... Stuart Rabinowitz  
Athletics Director ..... Jack Hayes  
Conference ..... Colonial Athletic Association  
Arena (cap.) ..... Hofstra Arena (5,045)  
Press Row Phone ..... (516) 463-7725

### Coaching Staff

Head Coach ..... Tom Pecora  
Alma Mater ..... Adelphi, '83  
Career Record/yrs. .... 81-72/five  
Record at School/yrs. .... 81-72/five  
Assistants ..... Van Macon, David Duke,  
Michael Kelly

### Series Information

Record vs. Drexel ..... 28-34  
Last Meeting ..... 2/25/06  
Result ..... Hofstra won, 70-68

### Team Information

2005-06 Record (conf.) ..... 26-7 (14-4)  
Letterwinners R/L ..... 10/3  
Starters R/L ..... 3/2

### Top Returners

	Ht.	Yr.	Pos	PPG	RPG
Loren Stokes	6-3	Sr.	G	17.4	5.1
Antoine Agudio	6-3	Jr.	G	17.2	5.9
Carlos Rivera	6-2	Sr.	G	11.7	4.0

### Sports Information

Basketball SID ..... Jeremy Kniffen  
Office Phone ..... (516) 463-6759  
Home Phone ..... (516) 561-0757  
Fax ..... (516) 463-5033  
E-Mail ..... athjzk@hofstra.edu

## JAMES MADISON DUKES

Jan. 8, Harrisonburg, Va.  
JMU Convocation Center  
7:00 p.m.

### School Information

Location ..... Harrisonburg, Va.  
Founded ..... 1908  
Enrollment ..... 16,900  
Colors ..... Purple and Gold  
President ..... Dr. Linwood H. Rose  
Athletics Director ..... Jeffrey Bourne  
Conference ..... Colonial Athletic Association  
Arena (cap.) JMU Convocation Center (7,156)  
Record at School/yrs. .... 11-45/two  
Press Row Phone ..... (540) 568-6710

### Coaching Staff

Head Coach ..... Dean Keaner  
Alma Mater ..... Davidson, '88  
Career Record/yrs. .... 11-45/two  
Record at School/yrs. .... 11-45/two  
Assistants ..... Jon Babul, Michael Kelly  
Jake Morton

### Series Information

Record vs. Drexel ..... 0-10  
Last Meeting ..... 12/7/05  
Result ..... Drexel won, 68-57

### Team Information

2005-06 Record (conf.) ..... 5-23 (2-16)  
Letterwinners R/L ..... 6/7  
Starters R/L ..... 2/3

### Top Returners

	Ht.	Yr.	Pos	PPG	RPG
Juwann James	6-7	So.	F	12.7	7.1
Kyle Swanston	6-7	So.	F	5.9	2.4
Gabriel Chami	6-11	Jr.	C	2.3	2.0

### Sports Information

Basketball SID ..... Gary Michael  
Office Phone ..... (540) 568-6154  
Home Phone ..... (540) 337-7310  
Fax ..... (540) 568-3703  
E-Mail ..... michaelg@jmu.edu

# 2006-07 OPPONENTS

## NORTH CAROLINA-WILMINGTON SEAHAWKS

Jan. 6, Philadelphia, Pa.  
Daskalakis Athletic Center, 4:00 p.m.  
Jan. 24, Wilmington, N.C.  
Trask Coliseum, 7:00 p.m.

### School Information

Location .....Wilmington, N.C.  
Founded .....1947  
Enrollment .....12,000  
Colors .....Teal, Gold and Navy Blue  
President .....Dr. Rosemary DePaolo  
Athletics Director .....Mike Capaccio  
Conference .....Colonial Athletic Association  
Arena (cap.) .....Trask Coliseum (6,100)  
Press Row Phone .....(910) 962-3095

### Coaching Staff

Head Coach .....Benny Moss  
Alma Mater .....UNC Charlotte, '92  
Career Record/yrs. ....First year  
Record at School/yrs. ....First year  
Assistants .....Joe Redmond, Kirk Earlywine,  
Justin Fuhr

### Series Information

Record vs. Drexel .....10-2  
Last Meeting .....2/2/06  
Result .....UNCW won, 65-58

### Team Information

2005-06 Record (conf.) .....25-8 (15-3)  
Letterwinners R/L .....7/4  
Starters R/L .....2/3

### Top Returners

	Ht.	Yr.	Pos	PPG	RPG
T.J. Carter	6-3	Sr.	G	13.6	4.1
Todd Hendley	6-9	Jr.	F	10.5	4.0
Vladimir Kuljanin	6-10	Jr.	C	6.1	3.4

### Sports Information

Basketball SID .....Joe Browning  
Office Phone .....(910) 962-3236  
Home Phone .....(910) 352-0628  
Fax .....(910) 962-3686  
E-Mail .....browningj@uncw.edu

## NORTHEASTERN HUSKIES

Jan. 17, Philadelphia, Pa.  
Daskalakis Athletic Center, 7:30 p.m.  
Jan. 29, Boston, Mass.  
Matthews Arena, 7:00 p.m.

### School Information

Location .....Boston, Mass.  
Founded .....1898  
Enrollment .....14,482  
Colors .....Red & Black  
President .....Dr. Joseph Aoun  
Athletics Director .....Dave O'Brien  
Conference .....Colonial Athletic Association  
Arena (cap.) .....Matthews Arena (6,000)  
Press Row Phone .....(617) 373-5561

### Coaching Staff

Head Coach .....Bill Coen  
Alma Mater .....Hamilton, '83  
Career Record/yrs. ....First season  
Record at School/yrs. ....First season  
Assistants .....Jim McCarthy, Uka Agbai

### Series Information

Record vs. Drexel .....11-26  
Last Meeting .....2/9/06  
Result .....Drexel won, 83-47

### Team Information

2005-06 Record (conf.) .....19-11 (12-6)  
Letterwinners R/L .....7/6  
Starters R/L .....2/3

### Top Returners

	Ht.	Yr.	Pos	PPG	RPG
Bobby Kelly	6-3	Sr.	G	8.6	2.6
Bennet Davis	6-9	Sr.	F	8.0	6.4
Adrian Martinez	6-2	Sr.	G	5.3	1.4

### Sports Information

Basketball SID .....Mark Harris  
Office Phone .....(617) 373-4154  
Cell Phone .....(617) 610-0284  
Fax .....(617) 373-3152  
E-Mail .....harris@gonu.com



Bruiser Flint, Mr. and Mrs. Barry Burkholder and Dr. Eric Zillmer at a Drexel alumni reception at the Burkholders' house in Wilmington, N.C.

## OLD DOMINION MONARCHS

Jan. 13, Norfolk, Va.  
Ted Constant Convocation Center, 4:00 p.m.  
Feb. 1, Philadelphia, Pa.  
Daskalakis Athletic Center, 7:00 p.m.

### School Information

Location .....Norfolk, Va.  
Founded .....1930  
Enrollment .....21,200  
Colors .....Slate Blue, Silver and Light Blue  
President .....Dr. Roseanne Runte  
Athletics Director .....Dr. Jim Jarrett  
Conference .....Colonial Athletic Association  
Arena (cap.) Ted Constant Conv. Center (8,650)  
Press Row Phone .....(757) 683-3369

### Coaching Staff

Head Coach .....Blaine Taylor  
Alma Mater .....Montana ('81)  
Career Record/yrs. ....236-124/12  
Record at School/yrs. ....94-59/six  
Assistants .....Jim Corrigan, Rob Wilkes,  
Travis DeCuire

### Series Information

Record vs. Drexel .....6-5  
Last Meeting .....1/26/06  
Result .....ODU won, 74-67

### Team Information

2005-06 Record (conf.) .....24-10 (13-5)  
Letterwinners R/L .....9/3  
Starters R/L .....3/2

### Top Returners

	Ht.	Yr.	Pos	PPG	RPG
Arnaud Dahi	6-7	Sr.	F	11.9	4.8
Valdas Vasylius	6-7	Sr.	F	8.0	4.5
Drew Williamson	6-0	Sr.	G	7.3	4.8

### Sports Information

Basketball SID .....Carol Hudson  
Office Phone .....(757) 683-3372  
Home Phone .....(757) 625-2061  
Fax .....(757) 683-3119  
E-Mail .....chudson@odu.edu

# 2006-07 OPPONENTS

## PENN QUAKERS

Nov. 21, Philadelphia, Pa.  
The Palestra  
8:00 p.m.

### School Information

Location ..... Philadelphia, Pa.  
Founded ..... 1740  
Enrollment ..... 10,422  
Colors ..... Red and Blue  
President ..... Dr. Amy Gutmann  
Athletics Director ..... Steve Bilsky  
Conference ..... Ivy League  
Arena (cap.) ..... The Palestra (8,700)  
Press Row Phone ..... (215) 898-4324

### Coaching Staff

Head Coach ..... Glen Miller  
Alma Mater ..... Connecticut, '86  
Career Record/yrs ..... 188-157/13  
Record at School/yrs ..... First Year  
Assistants ..... Chris Sparks, Mike Martin,  
Perry Bromwell

### Series Information

Record vs. Drexel ..... 14-4  
Last Meeting ..... 11/26/05  
Result ..... Penn won, 68-60

### Team Information

2005-06 Record (conf.) ..... 20-9 (12-2)  
Letterwinners R/L ..... 11/4  
Starters R/L ..... 3/2

### Top Returners

	Ht.	Yr.	Pos	PPG	RPG
Mark Zoller	6-7	Sr.	F	12.7	7.3
Steve Danley	6-8	Sr.	F	8.9	5.1
Ibrahim Jaaber	6-2	Sr.	G	18.2	3.4

### Sports Information

Basketball SID ..... Mike Mahoney  
Office Phone ..... (215) 898-9232  
Fax ..... (215) 898-1747  
E-Mail ..... mahoneyw@pobox.upenn.edu

## RIDER BRONCS

Nov. 27, Lawrenceville, N.J.  
Alumni Gymnasium  
7:30 p.m.

### School Information

Location ..... Lawrenceville, N.J.  
Founded ..... 1865  
Enrollment ..... 5,562  
Colors ..... Cranberry and White  
President ..... Dr. Mordechai Rozanski  
Athletics Director ..... Don Harnum  
Conference ..... Metro Atlantic Athletic Conference  
Arena (cap.) ..... Alumni Gymnasium (1,650)  
Press Row Phone ..... (609) 896-5138

### Coaching Staff

Interim Head Coach ..... Tommy Dempsey  
Alma Mater ..... Susquehanna, '97  
Career Record ..... 8-20/one year  
Record at School ..... 8-20/one year  
Assistants ..... Dane Fischer, TBA

### Series Information

Record vs. Drexel ..... 25-26  
Last Meeting ..... 11/21/05  
Result ..... Drexel won, 72-60

### Team Information

2005-06 Record (conf.) ..... 8-20 (4-14)  
Letterwinners R/L ..... 8/5  
Starters R/L ..... 3/2

### Top Returners

	Ht.	Yr.	Pos	PPG	RPG
Jason Thompson	6-9	Jr.	F	16.6	8.4
Terrance Mouton	5-11	Sr.	G	12.1	2.5

### Sports Information

Basketball SID ..... Bud Focht  
Office Phone ..... (609) 896-5135  
Home Phone ..... (215) 946-9203  
Fax ..... (609) 896-0341  
E-Mail ..... focht@rider.edu

## Saint Joseph's Hawks

Dec. 2, Philadelphia, Pa.  
The Palestra, 2:00 p.m.

### School Information

Location ..... Philadelphia, Pa.  
Founded ..... 1851  
Enrollment ..... 4,250  
Colors ..... Crimson and Gray  
President ..... Timothy R. Lannon, S.J.  
Athletics Director ..... Don DiJulia  
Conference ..... Atlantic 10  
Arena (cap.) ..... Alumni Field House (3,200)  
The Palestra (8,722)  
Press Row Phone ..... (610) 660-2599 (Field House)  
(215) 898-4324 (Palestra)

### Coaching Staff

Head Coach ..... Phil Martelli  
Alma Mater ..... Widener, '76  
Career Record/yrs ..... 222-125/11  
Record at School/yrs ..... 222-125/11  
Assistants ..... Mark Bass, Doug Overton,  
David Duda

### Series Information

Record vs. Drexel ..... 42-6  
Last Meeting ..... 11/29/05  
Result ..... SJU won, 69-59

### Team Information

2005-06 Record (conf.) ..... 19-14 (9-7)  
Letterwinners R/L ..... 8/5  
Starters R/L ..... 1/4

### Top Returners

	Ht.	Yr.	Pos	PPG	RPG
Rob Ferguson	6-8	Jr.	F	10.8	4.4
Ahmad Nivins	6-9	So.	F	6.1	5.0
Pat Calathes	6-10	Jr.	G/F	4.9	3.5

### Sports Information

Basketball SID ..... Marie Wozniak  
Office Phone ..... (610) 660-1727  
Home Phone ..... (610) 999-3634  
Fax ..... (610) 660-1724  
E-Mail ..... mwozniak@sju.edu

## Syracuse Orange

Dec. 19, Syracuse, N.Y.  
Carrier Dome  
7:00 p.m.

### School Information

Location ..... Syracuse, N.Y.  
Founded ..... 1870  
Enrollment ..... 10,750  
Color ..... Orange  
Chancellor ..... Dr. Nancy Cantor  
Athletics Director ..... Dr. Daryl Gross  
Conference ..... Big East  
Arena (cap.) ..... Carrier Dome (33,000)  
Press Row Phone ..... (315) 443-4241

### Coaching Staff

Head Coach ..... Jim Boeheim  
Alma Mater ..... Syracuse '66  
Career Record/yrs ..... 726-253/30  
Record at School/yrs ..... 726-253/30  
Assistants ..... Bernie Fine, Mike Hopkins,  
Rob Murphy

### Series Information

Record vs. Drexel ..... 2-0  
Last Meeting ..... 12/18/04  
Result ..... Syracuse won, 74-54

### Team Information

2005-06 Record (conf.) ..... 23-12 (7-9)  
Letterwinners R/L ..... 11/2  
Starters R/L ..... 4/1

### Top Returners

	Ht.	Yr.	Pos	PPG	RPG
Demetris Nichols	6-8	Sr.	F	13.3	5.8
Eric Devendorf	6-4	So.	G	12.2	2.5
Terrence Roberts	6-9	Sr.	F	10.7	7.6

### Sports Information

Basketball SID ..... Pete Moore  
Office Phone ..... (315) 443-2608  
Home Phone ..... (315) 449-0745  
Fax ..... (315) 443-2076  
E-Mail ..... pimoores@syr.edu

# 2006-07 OPPONENTS

## TEMPLE OWLS

Dec. 22, Philadelphia, Pa.  
Liacouras Center  
7:00 p.m.

### School Information

Location .....Philadelphia, Pa.  
Founded .....1884  
Enrollment .....34,000  
Colors .....Cherry and White  
President .....Dr. Ann Weaver Hart  
Athletics Director .....Bill Bradshaw  
Conference .....Atlantic 10  
Arena (cap.) .....Liacouras Center (10,206)  
Press Row Phone .....(215) 204-7445

### Coaching Staff

Head Coach .....Fran Dunphy  
Alma Mater .....La Salle '70  
Career Record/yrs. ....310-163/17  
Record at School/yrs. ....First year  
Assistants .....Dave Duke, Matt Langel,  
Shawn Trice

### Series Information

Record vs. Drexel .....27-8  
Last Meeting .....12/6/03  
Result .....Temple won, 57-48

### Team Information

2005-06 Record (conf.) .....17-15 (8-8)  
Letterwinners R/L .....9/5  
Starters R/L .....1/4

### Top Returners

	Ht.	Yr.	Pos	PPG	RPG
Dustin Salisbury	6-5	Sr.	G	9.7	4.3
Dion Dacons	6-6	Sr.	F	1.3	2.3
Dionte Christmas	6-6	So.	G/F	3.5	1.6

### Sports Information

Basketball SID .....Larry Dougherty  
Office Phone .....(215) 204-2588  
Cell Phone .....(215) 651-1822  
Fax .....(215) 204-7499  
E-mail .....larrydoc@temple.edu

## TOLEDO ROCKETS

Nov. 29, Philadelphia, Pa.  
Daskalakis Athletic Center  
7:30 p.m.

### School Information

Location .....Toledo, Ohio  
Founded .....1872  
Enrollment .....21,000  
Colors .....Midnight Blue and Gold  
President .....Dr. Lloyd A. Jacobs  
Athletics Director .....Michael O'Brien  
Conference .....Mid-American (West Division)  
Arena (cap.) .....John F. Savage Hall (9,000)  
Press Row Phone .....(419) 530-2027

### Coaching Staff

Head Coach .....Stan Joplin  
Alma Mater .....Toledo '79  
Career Record/yrs. ....173-123/10  
Record at School/yrs. ....173-123/10  
Assistants .....Nate Tuori, Lamar Chapman  
Mark Vanderslice

### Series Information

Record vs. Drexel .....First Meeting

### Team Information

2005-06 Record (conf.) .....20-11 (10-8)  
Letterwinners R/L .....11/2  
Starters R/L .....4/1

### Top Returners

	Ht.	Yr.	Pos	PPG	RPG
Justin Ingram	6-2	Sr.	G	14.6	3.2
F. Valencia	6-5	Sr.	F	12.0	4.4
Keonta Howell	6-4	Sr.	G	11.3	4.3

### Sports Information

Basketball SID .....Steve Easton  
Office Phone .....(419) 530-4921  
Cell Phone .....(419) 262-3953  
Fax .....(419) 530-4930  
E-Mail .....steven.easton@utoledo.edu

## TOWSON TIGERS

Feb. 3, Philadelphia, Pa.  
Daskalakis Athletic Center, 4:00 p.m.  
Feb. 24, Towson, Md.  
Towson Center, 12:00 p.m.

### School Information

Location .....Towson, Md.  
Founded .....1866  
Enrollment .....18,011  
Colors .....Gold, White & Black  
President .....Dr. Robert Caret  
Athletics Director .....Mike Hermann  
Conference .....Colonial Athletic Association  
Arena (cap.) .....Towson Center (5,000)  
Press Row Phone .....(410) 704-3286

### Coaching Staff

Head Coach .....Pat Kennedy  
Alma Mater .....King's College, '75  
Career Record/yrs. ....433-351/26  
Record at School/yrs. ....17-40/two  
Assistants .....Eric Skeeters, Jay Eck, Jim Meil

### Series Information

Record vs. Drexel .....11-34  
Last Meeting .....2/4/06  
Result .....Towson won, 84-80

### Team Information

2005-06 Record (conf.) .....12-16 (8-10)  
Letterwinners R/L .....8/3  
Starters R/L .....4/1

### Top Returners

	Ht.	Yr.	Pos	PPG	RPG
Gary Neil	6-4	Sr.	G	26.1	3.9
D. Abraham	6-9	Sr.	F	12.0	6.3
Tim Crossin	6-1	So.	G	8.9	2.9

### Sports Information

Basketball SID .....Peter Schlehr  
Office Phone .....(410) 704-2232  
Fax .....(410) 704-3861  
E-Mail .....pschlehr@towson.edu

## VERMONT CATAMOUNTS

Nov. 18, Burlington, Vt.  
Patrick Gym  
2:00 p.m.

### School Information

Location .....Burlington, Vt.  
Founded .....1790  
Enrollment .....8,800  
Colors .....Green & Gold  
President .....Dr. Daniel Mark Fogel  
Athletics Director .....Dr. Robert Corran  
Conference .....America East  
Arena (cap.) .....Patrick Gym (3,266)  
Press Row Phone .....(802) 656-4173

### Coaching Staff

Head Coach .....Mike Lonergan  
Alma Mater .....Catholic '88  
Career Record/yrs. ....264-105/13  
Record at School/yrs. ....13-17/one  
Assistants .....Hajj Turner, Matt Hahn  
Gabe Rodriguez

### Series Information

Record vs. Drexel .....19-7  
Last Meeting .....2/18/06  
Result .....Drexel won, 56-42

### Team Information

2005-06 Record (conf.) .....13-17 (7-9)  
Letterwinners R/L .....11/2  
Starters R/L .....5/0

### Top Returners

	Ht.	Yr.	Pos	PPG	RPG
Mike Trimboli	6-1	So.	G	14.0	2.8
Martin Klimes	6-8	Sr.	C	11.4	5.4
Chris Holm	6-11	Sr.	F	8.2	6.5

### Sports Information

Basketball SID .....Ben Dickie  
Office Phone .....(802) 656-1188  
Home Phone .....(802) 658-2466  
Fax .....(802) 656-8328  
E-mail .....bdickie@uvm.edu

# 2006-07 OPPONENTS

## VILLANOVA WILDCATS

Dec. 9, Villanova, Pa.  
The Pavilion, 7:30 p.m.

### School Information    Team Information

Location	Villanova, Pa.	2005-06 Record (conf.)	28-5 (14-2)
Founded	1842	Letterwinners R/L	7/6
Enrollment	6,200	Starters R/L	2/3

Colors Blue & White  
President Rep. Peter Donohue, O.S.A.  
Athletics Director Vince Nicastro  
Conference Big East  
Arena (cap.) The Pavilion (6,500)  
Wachovia Center (20,056)  
Press Row Phone (610) 519-1790 (Pavilion)

### Top Returners

	Ht.	Yr.	Pos	PPG	RPG
*Curtis Sumpter	6-7	Sr.	F	15.3	7.2
Mike Nardi	6-2	Sr.	G	10.4	1.9
Will Sheridan	6-8	Sr.	F	5.5	6.3

\*2004-05 statistics

### Coaching Staff

Head Coach Jay Wright  
Alma Mater Bucknell '83  
Career Record/yrs. 226-144/12  
Record at School/yrs. 104-59/five  
Assistants Brett Gunning, Ed Pinckney  
Patrick Chambers

### Sports Information

Basketball SID Mike Sheridan  
Office Phone (610) 519-4120  
Home Phone (610) 924-9042  
Fax (610) 519-7323  
E-Mail michael.sheridan@villanova.edu

### Series Information

Record vs. Drexel 17-0  
Last Meeting 3/17/04  
Result Villanova won, 85-70

## VIRGINIA COMMONWEALTH RAMS

Jan. 27, Philadelphia, Pa.  
Daskalakis Athletic Center  
12:00 p.m.

### School Information    Team Information

Location	Richmond, Va.	2005-06 Record (conf.)	19-10 (11-7)
Founded	1838	Letterwinners R/L	8/4
Enrollment	30,300	Starters R/L	3/2

Colors Black & Gold  
President Dr. Eugene P. Trani  
Athletics Director Norwood Teague  
Conference Colonial Athletic Association  
Arena (cap.) Alltel Pavilion at Siegel Center (7,500)  
Press Row Phone (804) 827-1010

### Top Returners

	Ht.	Yr.	Pos	PPG	RPG
B.A. Walker	6-2	Sr.	G	11.7	2.4
Jesse Pellet-Rosa	6-4	Sr.	G	9.2	5.1
Sam Faulk	6-8	Jr.	F	1.6	3.6

### Coaching Staff

Head Coach Anthony Grant  
Alma Mater Dayton '87  
Career Record/yrs. First year  
Record at School/yrs. First year  
Assistants Tony Pujol, John Brannen,  
Allen Edwards

### Sports Information

Basketball SID Phil Stanton  
Office Phone (804) 828-3440  
Home Phone (804) 285-8142  
Fax (804) 828-9428  
E-Mail pdstanton@vcu.edu

### Series Information

Record vs. Drexel Series tied at 5-5  
Last Meeting 1/7/06  
Result VCU won, 62-60

## WILLIAM & MARY TRIBE

Feb. 14, Williamsburg, Va.  
William & Mary Hall, 7:00 p.m.

Feb. 21, Philadelphia, Pa.  
Daskalakis Athletic Center, 7:30 p.m.

### School Information    Team Information

Location	Williamsburg, Va.	2005-06 Record (conf.)	8-20 (3-15)
Founded	1693	Letterwinners R/L	10/5
Enrollment	5,700	Starters R/L	3/2

Colors Green, Gold and Silver  
President Gene R. Nichol  
Athletics Director Terry Driscoll  
Conference Colonial Athletic Association  
Arena Kaplan Arena at William & Mary Hall (8,600)  
Press Row Phone (804) 827-1010

### Top Returners

	Ht.	Yr.	Pos	PPG	RPG
Corey Cofield	6-5	Sr.	F	10.3	4.7
Laimis Kisielius	6-8	Jr.	F	7.1	3.5
Adam Payton	6-2	Sr.	G	7.0	2.5

### Coaching Staff

Head Coach Tony Shaver  
Alma Mater North Carolina, '76  
Career Record/yrs. 381-183/20  
Record at School/yrs. 23-62/three  
Assistants Dee Vick, Antwon Jackson,  
Ben Wilkins

### Sports Information

Basketball SID Kris Sears  
Office Phone (757) 221-3368  
Cell Phone (765) 860-1205  
Fax (757) 221-3412  
E-Mail kasear@wm.edu

### Series Information

Record vs. Drexel 2-13  
Last Meeting 2/23/06  
Result Drexel won, 61-56



# NIT SEASON TIP-OFF

## 2005 NIT Season Tip-Off

The Dragons opened the 2005-06 campaign in the NIT Season Tip-Off. Drexel traveled to Princeton and, for the first time in school history, beat the Tigers, 54-41. Dominick Mejia had 18 points and Randy Oveneke grabbed 14 rebounds in the contest. Drexel hosted Sam Houston in the second round just three days later at the DAC. The Drexel fans came out in record numbers for the game, which was carried live across the nation on ESPN2. The Dragons did not disappoint as Bashir Mason led four players in double figures with 18 points in a 72-61 victory over the the Bearcats.

With the victory over Sam Houston, Drexel advanced to New York to play top-ranked Duke at Madison Square Garden, "The World's Most Famous Arena," in another nationally televised game. On the night prior to the game, the team attended the banquet at New York City's famous Tavern on the Green with the players from Duke, UCLA and Memphis. On the following morning, Head Coach Bruiser Flint, senior Kenell Sanchez and junior Jake Rauchbach were among the people who helped open the trading on NASDAQ before heading over to Madison Square Garden to face the top-ranked Blue Devils.

The Dragons put on an outstanding performance against Duke and garnered praise from sportswriters and broadcasters for their effort. Dominick Mejia and Bashir Mason combined for

40 points as Drexel's upset bid against Duke fell just short, 78-68. The Dragons were in the game until the end and trailed by just six with 1:22 to play. Drexel won the battle of the boards, 40-30. Drexel had 16 offensive rebounds. Chaz Crawford had nine rebounds for Drexel and also swatted away three shots.

On their off day, the team had Thanksgiving brunch overlooking the Macy's Thanksgiving Day Parade. They enjoyed a homemade meal in the hotel before getting ready for their final game of the tournament. The Dragons faced UCLA, one of the most storied programs in the NCAA and a team that would

eventually reach the Final Four of the NCAA Tournament, in the consolation round of the tournament on ESPN2. In a heartbreaker, UCLA's Jordan Farmar sank a free throw with 0.8 seconds left, which capped a late-game rally as the Bruins defeated Drexel, 57-56. The Dragons, who led for most of the second half, held a five-point lead with 2:30 to play, but UCLA closed the contest with a 6-0 run. Mason was named to the All-Tournament team along with UCLA's Arron Afflalo and eventual NBA first-round picks J.J. Redick (Duke), Sheldon Williams (Duke) and Rodney Carney (Memphis). "Playing in the NIT Season Tip-Off was a great opportunity for our program and for our players," Flint said. "We battled and held our own against some of the top teams in the nation. That experience should really help our team as we get ready for the 2006-07 season."



# NIT SEASON TIP-OFF



# 2005 NIT



The Drexel men's basketball team advanced to the National Invitation Tournament for the third-consecutive year after winning 17 games during the regular season. The Dragons had the unenviable task of playing at the University of Buffalo, a team many experts thought should have been in the NCAA Tournament. The Bulls prevailed in overtime, 81-76.

The Dragons came into the game undermanned. Senior Danny Hinds was injured late in the regular season and starting point guard Bashir Mason was unavailable due to a high ankle sprain. However, senior Jeremiah King, playing the point in place of the injured Mason, played possibly the best game of his career. King played all 45 minutes and scored a career-high 25 points.

Buffalo rallied from an eight-point deficit with just over five minutes to play to tie the contest on MAC Player of the Year Turner Battle's lay-in with two ticks left on the clock. Drexel had a chance to put the game away, but missed two of four free throws in the final 12 seconds to give the Bulls the opportunity to tie the game. In the extra session, the Bulls scored the first three points and never trailed in overtime.

Dominick Mejia added 17 points for the Dragons, while Phil Goss chipped in with 14 in his final appearance as a Dragon. Chaz Crawford grabbed 10 rebounds, all in the second half, and had a pair of blocks.

Mark Bortz led Buffalo with 20 points. Battle scored 19 and had six assists.



# 2004 NIT

For the second-straight season, Head Coach "Bruiser" Flint's team earned a post-season bid. It was the first time since 1997 that Drexel had produced back-to-back post-season berths. The Dragons met Villanova in the First Round of the NIT at the Pavilion. Sean Brooks scored a career-high 24 points, but Villanova rallied from a 10-point deficit in the second half to defeat Drexel, 85-70.

Drexel led, 45-35, with 16:48 to play, but Villanova went on an 18-point run to take the lead. Allan Ray's dunk with 14:01 left gave Villanova the lead for good. Ray and Randy Foye each had 20 points for Villanova. The Wildcats scored 35 points from the free-throw line in the game and were 24 of 30 from the line in the second half. They were in the double bonus with more than 14 minutes left in the game.

The Dragons played well in the opening half and took a 39-33 lead at the break. The Dragons shot 50 percent from the floor in the first half and made five 3-pointers. Brooks was outstanding in the first half, scoring 15 points and forcing Villanova's Jason Fraser to the bench early with a pair of fouls.

Brooks was 8-for-15 from the floor despite suffering through leg cramps that forced him out of the game on a number of occasions during the second half. Senior forward Tim Whitworth added 14 points in his final game as a Dragon. Whitworth ended the year shooting .513 from long-range, which set both a CAA and Drexel record for 3-point percentage. He ended his career with 1,039 points.

Phil Goss and Jeremiah King each scored 12 points. Goss nailed four 3-pointers and set a Drexel single-season record with 90 treys. The previous record was 86 set by Mike Wisler set in 1993-94.



# 2003 NIT



The Drexel men's basketball team was rewarded for its fine season in 2002-03 by being selected to the National Invitation Tournament. It was the first trip to the NIT by a Drexel team since the 1997 season. Overall, it was Drexel's fifth postseason berth in the last 10 years.

Drexel faced Atlantic 10 power Temple in the first round at the Liacouris Center on Temple's campus. The Dragons opened up a seven-point lead in the first half before Temple went on a 6-0 run to end the half trailing by just one point. Freshman Kenell Sanchez came off the bench and scored nine of his team-high 16 points in the first 20 minutes of play. Senior Robert Battle also had a big half for the Dragons. He blocked four shots and had nine of his 13 rebounds in the first 20 minutes.

Temple opened the second half with an 11-0 run to take the lead. After trailing by as many as 18, the Dragons made a late run to make the final score 68-59. Battle, in his final collegiate game, finished with nine points. Tim Whitworth added 11 points, while senior Eric Schmieder chipped in with 12 points, a game-high six assists and seven rebounds.

Alex Wesby led four Temple players in double figures with 20 points and nine rebounds. Maurice Collins and Brian Pole each scored 11 points for the Owls.



# DREXEL IN THE NCAA TOURNAMENT

**1995-96**

NCAA WEST REGIONAL

**Albuquerque, N.M.**

## **Drexel 75, Memphis 63**

Malik Rose concluded his final year in the NAC by scoring 22 points and grabbing 19 rebounds as the Dragons downed Boston University, 76-67 in the championship game. The Dragons advanced to their third-straight NCAA Tournament, and this time, they would stay for more than just one night. Drexel stunned the nation by upsetting fifth-seeded Memphis, 75-63, for its first ever NCAA Tournament victory. The Dragons led by just two with 6:56 left in the first half, but ended the first half with a 12-4 run to take a 40-30 lead at intermission. David Frey and Mike DeRocckis opened the second half with three-pointers and Rose scored in the paint to increase the lead to 18 as Drexel held the Tigers scoreless for a span of more than nine minutes. Memphis tried to make a run and cut the lead to 50-39, but that was as close as they would come. Rose scored 21 points and had 15 rebounds to lead five players in double figures. Jeff Myers added 15 points and five assists while DeRocckis added 14 points. All-American Lorenzen Wright led the Tigers with 16 points and 10 rebounds.



*Malik Rose shoots over Syracuse's Todd Burgan in the Second Round of the 1996 NCAA Tournament.*

*Jeff Myers drives past a Memphis defender in Drexel's NCAA Tournament victory.*



*Chris O'Brien cuts down the nets as the Dragons celebrate their ECC title and their first NCAA bid.*



## **Syracuse 69, Drexel 58**

In the second round the Dragons faced the Syracuse Orangemen. Drexel played with the bigger and more experienced Orangemen and the game was tied at the half, 24-24. Early in the second half, the Dragons made five of their first eight shots and took a 35-32 lead with 15:40 to go in the contest. Syracuse answered with a 9-0 run lead to take the lead. Malik Rose hit two shots in a nine-second span to cut the Orangemen's lead to 44-42, but Syracuse scored on the next three possessions, including back-to-back three-pointers by Lazarus Sims to end the Dragons' hopes of advancing to the Sweet 16. Junior Jeff Myers led the way for Drexel with 18 points and nailed three three-pointers. Cornelius Overby scored 16 points and Rose, playing with an ankle injury suffered late in the Memphis game, had another double-double with 11 points and 15 rebounds. Future NBA first-round pick John Wallace led SU with 18 points. Otis Hill added 16 and Sims chipped in with 12 points. Syracuse eventually advanced to the NCAA Championship game before falling to Kentucky.

# DREXEL IN THE NCAA TOURNAMENT



Malik Rose answering questions after Drexel's 1996 NAC title.



Malik Rose fights for position against Oklahoma State's Bryant Reeves.

## 1994-95

NCAA EAST REGIONAL

**Baltimore, Md.**

### Oklahoma State 73, Drexel 49

For the second-straight year, Drexel won the NAC title and advanced to the NCAA Tournament. This time, the Dragons would face Oklahoma State. The key match-up featured Malik Rose and OSU's Bryant "Big Country" Reeves. Rose played well, scoring 17 points and 18 rebounds, but Drexel shot just 26 percent from the field in the 73-49 loss. Brian Holden added 15 for the Dragons, while Jeff Myers scored nine points. Reeves had a double-double with 21 points and 11 rebounds as Oklahoma State held Drexel to just 25 percent shooting and a season-low 49 points in front of a sellout at the Baltimore Arena.

## 1993-94

NCAA EAST REGIONAL

**Landover, Md.**

### Temple 61, Drexel 39

Drexel set a school record with 25 victories, including an eight-point win against Maine in the North Atlantic Conference championship game, and advanced to its second NCAA Tournament. The Dragons traveled to Landover, Md. where they faced cross-town rival Temple in the first round. Unfortunately for the Dragons, they had their worst offensive performance of the year against Temple's vaunted zone defense. Drexel shot just 29 percent and the Owls held the Dragons to just 39 points as Temple advanced with a 61-39 win. Cornelius Overby led the Dragons with nine points while Brian Holden picked up six assists. Aaron McKie led the Owls with 21 points and 10 rebounds. McKie, Rick Brunson and Eddie Jones all went on to play in the NBA after they played for Head Coach John Chaney.



Brian Holden celebrates with the Drexel fans after the Dragons NAC Championship.

## 1985-86

NCAA WEST REGIONAL

**Ogden, Utah**

### Louisville 93, Drexel 73

Drexel defeated Hofstra in the East Coast Conference Championship game and advanced to the school's first-ever NCAA Tournament. The Dragons traveled to Ogden, Utah for their game on March 13, 1986, where they faced perennial-power Louisville in the first round. Despite 19 points from John Rankin and 18 points, eight assists and five steals by Michael Anderson, Louisville defeated the Dragons, 93-73. Billy Thompson led all players with 24 points. The Cardinals, led by future NBA players Pervis Ellison, Thompson and Milt Wagner, went all the way to the finals where they defeated Duke, 72-69, to win the NCAA Championship.

# LEGENDS

For the sixth consecutive year, the Colonial Athletic Association will proudly recognize men's and women's basketball legends from each of the conference's 12 institutions. The first five classes of Legends have been extremely impressive, and included men and women who not only excelled on the court, but also later achieved greatness in the business and professional world.

The men's Legends for 2007 will be recognized at the league's awards banquet on Thursday, March 1 at the Richmond Marriott, while the women's Legends for 2007 will be honored at the awards banquet on Wednesday, March 7 at the

University of Delaware. Each of the Legends is also introduced at halftime of one of their institution's tournament games.

The Drexel Legends that have been recognized are Dan Promislo (2002), Bob Buckley (2003), Randy Burkert (2004), Bob Stephens (2005) and Sam Cozen (2006). This year's legend will be Peter Zimmerman. Peter graduated from Drexel in 1963 with a degree in business and was a three-year letter-winner on the basketball team. He played professionally in Europe. He was a public accountant with two of the largest CPA firms for twenty years, including nine in foreign countries. Peter also became chief financial officer of various private and public companies, including The Ford Foundation and Decision One.

## 2006 Men's Legends

Ken Luck, *Delaware*  
 Sam Cozen, *Drexel*  
 Joe Harrington, *George Mason*  
 Jim Jacobs, *Georgia State*  
 Craig "Speedy" Claxton, *Hofstra*  
 Derek Steele, *James Madison*  
 Bill Brooks, *UNC Wilmington*  
 Reggie Lewis, *Northeastern*  
 Cal Bowdler, *Old Dominion*  
 Chuck Lightening, *Towson*  
 Phil Stinnie, *VCU*  
 Michael Strayhorn, *William & Mary*

## 2005 Men's Legends

Alex Coles, *Delaware*  
 Bob Stephens, *Drexel*  
 Jay Marsh, *George Mason*  
 Jason Hernandez, *Hofstra*  
 Dan Ruland, *James Madison*

Garry Cooper, *UNC Wilmington*  
 Dave Twardzik, *Old Dominion*  
 Vince Angotti, *Towson*  
 Len Creech, *VCU*  
 Martin Morris, *William & Mary*

## 2004 Men's Legends

Nate Cloud, *Delaware*  
 Randy Burkert, *Drexel*  
 Andre Gaddy, *George Mason*  
 Steve Balber, *Hofstra*  
 Linton Townes, *James Madison*  
 Dave Wolff, *UNC Wilmington*  
 Leo Anthony, *Old Dominion*  
 Bill Leonard, *Towson*  
 Ed Sherod, *VCU*  
 Thomas Roberts, *William & Mary*

## 2003 Men's Legends

Greg Smith, *Delaware*  
 Bob Buckley, *Drexel*

Kenny Sanders, *George Mason*  
 Bill Thieben, *Hofstra*  
 Steve Stielper, *James Madison*  
 Bill Donlon, *UNC Wilmington*  
 Paul Webb, *Old Dominion*  
 Kurk Lee, *Towson*  
 Calvin Duncan, *VCU*  
 John Mahoney, *William & Mary*

## 2002 Men's Legends

Taurence Chisholm, *Delaware*  
 Dan Promislo, *Drexel*  
 Robert Dykes, *George Mason*  
 Butch van Breda Kolff, *Hofstra*  
 Steve Hood, *James Madison*  
 Bill Mayew, *UNC Wilmington*  
 Kenny Gattison, *Old Dominion*  
 George "Bucky" Kimmitt, *Towson*  
 Gerald Henderson, *VCU*  
 Ben Pomeroy, *William & Mary*



Drexel 2007 legend Peter Zimmerman with Dr. Zillmer and Bruiser Flint



Bob Stephens, Drexel's 2006 legend, with CAA Commissioner Tom Yeager

# TABLE OF CONTENTS



Malik Rose's  
NBA 1999  
Championship  
Ring.



## MALIK ROSE

A four-time All-Conference First Team selection and a three-time North Atlantic Conference Tournament MVP, Malik Rose finished his collegiate career with a school record 1,514 rebounds. Rose finished his illustrious career second on the NCAA Division I career modern rebound list (since 1973). Only Derrick Coleman of Syracuse grabbed more rebounds than Rose. A second-round pick (44th overall) of the Charlotte Hornets in the 1996 NBA draft, Rose has played for ten seasons in the NBA, including the seven with San Antonio. He played a pivotal role in both the Spurs' 1999 and 2003 NBA Championship seasons. Rose was traded to the New York Knicks at the trading deadline in 2005 and will be entering his 11th year in the NBA this season.



### Rose's Accomplishments at Drexel University

- Four-time North Atlantic Conference First Team selection
- Three-NAC Tournament MVP
- Four-time Chevrolet Player of the Game in the NCAA Tournament
- Drexel's all-time leading rebounder (1,514 rebounds)
- Graduated as the second leading rebounder in the NCAA modern era
- Drexel's third all-time leading scorer (2,024 points)
- Second in career field goals (733) and free throws (551)
- Tallied 22 double-doubles as a senior and 80 in his career
- Ranked eighth among national rebounding leaders as a freshman, fourth as a sophomore, second as a junior and tied for first as a senior
- School record holder for dunks in one game (5), dunks in one season (42) and career dunks (127)
- 1995-96 UPI Third-Team All-American
- 1995-96 Associated Press All-America Honorable Mention
- 1995-96 Eastern Basketball All-East Third Team
- 1995-96 Basketball Weekly Honorable Mention
- 1995-96 Basketball Times All-East
- 1995-96 ECAC/Holiday Inn Second Team
- 1995-96 NABC Division I All-District 3 First Team
- Second player in school history to have his number retired



### CAREER STATISTICS AT DREXEL UNIVERSITY

Year	GP/GS	FG-FGA	Pct.	FTM-FTA	Pct.	Reb.	Avg.	Ast.	Blk.	St.	Pts.	Avg.
1992-93	29/28	144-287	.502	107-190	.563	330	11.4	10	24	13	395	13.6
1993-94	30/30	154-296	.520	110-202	.545	371	12.4	20	29	10	418	13.9
1994-95	30/30	216-384	.563	152-213	.714	404	13.5	36	38	34	584	19.5
1995-96	31/31	219-368	.595	182-255	.714	409	13.2	53	30	35	627	20.2
<b>Totals</b>	<b>120/119</b>	<b>733-1335</b>	<b>.549</b>	<b>551-860</b>	<b>.641</b>	<b>1514</b>	<b>12.6</b>	<b>119</b>	<b>121</b>	<b>92</b>	<b>2024</b>	<b>16.9</b>

# TABLE OF CONTENTS

## MICHAEL ANDERSON

Michael Anderson is one of the most decorated basketball players ever to play at Drexel. Anderson led the Dragons to their first-ever NCAA Tournament appearance in 1986. Upon his graduation in 1988, Anderson held 45 records at Drexel. He was named First Team All-Conference three times and was named to the All-Rookie Team as a freshman. Named to the United Press International and *The Sporting News* Honorable Mention All-America teams, Anderson became the first Dragon ever selected in the NBA draft. He was drafted in the third round by the Indiana Pacers. Anderson, who also played in the Continental Basketball Association, ended his college career with 2,208 points and averaged more than 19 points a game in his career at Drexel.

### Career Highlights

- Three-time All-East Coast Conference First Team
- Two-time ECC Player of the Year
- Drexel's all-time leading scorer (2,208 points)
- 1997-98 UPI and The Sporting News Honorable Mention All-America
- Holds the school record for career scoring average and the single-season record for points (670)
- Averaged 23.9 points per game as a senior
- Handed out a school-record 724 assists
- Recorded six triple-doubles, including four in one season
- Drexel's all-time leader with 341 steals and 705 free throws made
- Four-time team Most Valuable Player
- First Drexel player to have his number retired




### CAREER STATISTICS AT DREXEL UNIVERSITY

Year	GP/GS	FG-FGA	Pct.	FTM-FTA	Pct.	Reb.	Avg.	Ast.	Blk.	St.	Pts.	Avg.
1984-85	28/28	127-283	.449	139-201	.692	148	5.3	138	7	84	393	14.0
1985-86	31/30	187-358	.522	208-278	.748	201	6.5	225	11	92	582	18.8
1986-87	28/27	182-385	.473	171-228	.750	171	6.1	164	13	85	563	20.1
1987-88	28/28	224-479	.468	187-251	.745	169	6.0	197	17	80	670	23.9
<b>Totals</b>	<b>115/113</b>	<b>720-1505</b>	<b>.478</b>	<b>705-958</b>	<b>.736</b>	<b>689</b>	<b>6.0</b>	<b>724</b>	<b>48</b>	<b>341</b>	<b>2208</b>	<b>19.2</b>

# HALL OF FAMERS / PLAYERS IN THE PROS

## Drexel Basketball in the Hall of Fame

Inductee	Yr. Inducted	Yrs. Played/ Coached
Ernest Calhoun	1971	1916-17
Charles Connell	1971	1920-24
Bob Buckley	1973	1954-57
Norman Parmet	1973	1940-43, 1946-47
Samuel Cozen	1976	Coach: 1952-68
George Nanos	1976	1935-38
S. Herbert Raynes, Jr.	1977	1933-36
Dan Promislo	1981	1951-54
Alfred MacCart	1982	1948-52
David Curry	1983	1934-37
Bobby Morgan	1983	Player: 1958-61; Coach: 1962-68
Mike McCurdy	1986	1962-65
Joseph Rhile	1986	1936-37
Robert Ambler	1987	1973-75
David Broadus	1987	1976-80
Ronald Kleppinger	1987	1955-58
Ron Coley	1988	1968-71
Len Hatzenbeller	1988	1977-81
Randy Burkert	1989	1978-82
Richard Congo	1989	1981-84
Bob Stephens	1990	1975-79
Greg Newman	1993	1970-74
Michael Anderson	2001	1984-88
John Rankin	2004	1985-89



Robert Battle has been playing professionally since he graduated in 2003

### Malik Rose (Class of 1996)

Rose recently completed his 11<sup>th</sup> season in the NBA. He is with the New York Knicks after he played more than eight seasons with the San Antonio Spurs. Rose was a member of the Spurs 1999 and 2003 Championship team. In 2002-03, Rose appeared in 79 games during the regular season and finished with career-highs in scoring average (10.6 points) and rebounds per game (6.4). He was originally drafted by the Charlotte Hornets with the 44th overall pick in the 1997 NBA draft.

### Eric Schmieder (Class of 2003)

Schmieder is now in his fourth season playing professionally in Europe. This year, Schmieder will be returning to France after spending all of last season in Italy. In the past, Schmieder has previously played in both France and in Austria. He led his team in France to the conference championship in 2004.

### Tim Whitworth (Class of 2004)

Whitworth will start his second season playing professionally in Europe. After setting a CAA record for the highest 3-point percentage in one season, Whitworth signed a contract with a pro team in Austria. He played in Holland last year and this year has signed a contract to play in Sweden.

### Phil Goss (Class of 2005)

After concluding his career at Drexel, Goss had a successful first season playing professionally in Holland. He has signed a contract to play in Turkey this year. The two-guard, who scored 1,473 points at Drexel, is second in career three-pointers (306) and third all-time in steals.

### Sean Brooks (Class of 2005)

Brooks is playing the 2006-07 season in Germany. The forward from Bladensburg, Md. is in his second season playing professionally in Europe. Last year, Brooks played in Holland in the same league with former Dragons Phil Goss and Tim Whitworth.

## Drexel Players in Professional Basketball

### Michael Anderson (Class of 1988)

Played in NBA briefly after signing with the San Antonio Spurs. He was the first Drexel player ever to compete in the NBA. Anderson had a successful professional career in Europe, most notably in Barcelona, Spain.

### Robert Battle (Class of 2003)

Battle, a two-time CAA Defensive Player of the Year, has been playing professionally around the globe since graduating. Last year, Battle had another outstanding year, this time in Spain. Battle will return to Spain again this season.

### Chuck Guittar (Class of 1997)

Guittar has competed professionally in Belfast, Ireland, and Melbourne, Australia and England. Guittar was also an assistant coach at the U.S. Merchant Marine Academy.

### Brian Holden (Class of 1995)

Played professionally for two years in Barcelona, Spain as well as in Malta before returning to the U.S. Holden has also served as an assistant coach at St. Anselm's College in New Hampshire.

### Jeff Myers (Class of 1997)

Myers played with Greenville of the National Basketball Developmental League for two seasons. He was named the NBDL Defensive Player of the Year in 2000-01. Myers finished second in the league in steals per game (2.11) and held a share of the league record for most steals in a game with eight that season. Myers also played in the International Basketball League (IBL), the United States Basketball League (USBL) and overseas in Cypress from 1997-2000.

## Professional Players Under Head Coach Flint

### Drexel

Sean Brooks	Holland*
Phil Goss	Holland*
Tim Whitworth	Holland*
Eric Schmieder	Italy*
Robert Battle	Spain*

### Massachusetts

Ronell Blizzard	Argentina
Micah Brand	China*
Shannon Crooks	Portugal*
Lari Ketner	Chicago Bulls
Chris Kirkland	Dominican Republic
Monty Mack	Spain*
Edgar Padilla	Puerto Rico*
Kitwana Rhymer	China*
Jackie Rogers	Argentina*
Carmelo Travieso	Puerto Rico*
Tyrone Weeks	Argentina
Eric Williams	NBDL

\*still active



Sean Brooks and Phil Goss played together professionally last season in Holland

# ALL-TIME SERIES

Opponent	First Game	Last Game	W	L	Opponent	First Game	Last Game	W	L	First Opponent	Last Game	Game	W	L
Alabama-Birmingham	1978-79	1979-80	0	2	Haverford	1920-21	1970-71	56	15	Philadelphia (Textile)	1911-12	2002-03	23	12
Alabama State	1992-93	—	1	0	Haverford A.A.C.	1943-44	—	0	2	Phillips Brooks	1905-06	—	1	0
Alaska-Anchorage	1981-82	—	0	1	Haverford School	1910-11	1911-12	1	1	Pratt Institute	1911-12	1963-64	7	7
Albright	1927-28	1976-77	12	16	Hofstra	1958-59	2005-06	34	28	Princeton	1900-01	2005-06	0	8
Allentown	1981-82	1982-83	2	0	Houston	1987-88	—	0	1	Princeton Nassau	1920-21	1922-23	2	0
American	1939-40	1987-88	7	15	Howard	1975-76	1988-89	2	0	Providence	1981-82	—	0	1
Amherst	1930-31	1976-77	1	1	Illinois-Chicago	1995-96	—	1	0	Quinnipiac	2002-03	2004-05	2	1
Arkansas State	1990-91	—	0	1	Illinois Tech	1962-63	—	1	0	Ramapo (N.J.)	1982-83	—	1	0
Austin Peay	1981-82	—	1	0	Indiana Tech	1962-63	1963-64	1	1	Rensselaer	1939-40	1969-70	4	1
Ball State	1983-84	2005-06	2	1	Iona	1974-75	1987-88	2	2	Rhode Island State	1927-28	—	0	1
Bentley	1977-78	—	1	0	Iowa	1989-90	—	0	1	Richmond	1984-85	1998-99	1	2
Bethune-Cookman	1982-83	—	1	0	James Madison	1995-96	2005-06	10	0	Rider	1956-57	2005-06	26	25
Bloomsburg	1969-70	1970-71	1	1	Johns Hopkins	1920-21	1972-73	19	6	Robert Morris	1981-82	1982-83	1	1
Bloomsburg Normal	1904-05	—	0	1	Juniata	1926-27	1961-62	8	6	Roman Catholic H.S.	1906-07	1907-08	1	2
Bordentown Mil. Institute	1908-09	1909-10	1	1	King's College (Pa.)	1964-65	1987-88	3	2	Rutgers	1925-26	1993-94	1	12
Boston College	1990-91	—	0	1	King's Point	1968-69	—	0	1	Rutgers-Camden	1951-52	1954-55	3	1
Boston University	1980-81	2000-01	22	10	Kutztown	1967-68	—	1	0	St. Anselm	1995-96	—	1	0
Bradley	1996-97	—	0	1	Lafayette	1927-28	2004-05	20	16	St. Francis (N.Y.)	1977-78	1980-81	3	1
Bridgeport	1973-74	—	1	0	Lamar	1990-91	—	0	1	St. Francis (Pa.)	1981-82	1992-93	3	1
Brooklyn	1915-16	1947-48	2	1	La Salle	1944-45	2005-06	4	20	St. John's (N.Y.)	1914-15	1997-98	0	3
Brooklyn Law	1921-22	—	2	0	Lawrence Tech	1962-63	—	1	0	St. John's Military College	1919-20	—	1	0
Brooklyn Polytech	1914-15	1946-47	10	9	League Institute	1918-19	—	1	0	Saint Joseph's (Pa.)	1918-19	2005-06	6	42
Brown	1989-90	—	0	1	Lebanon Valley	1915-16	1969-70	14	2	St. Mary's (Calif.)	1991-92	—	1	0
Brown Prep	1905-06	1911-12	3	1	Lehigh	1916-17	1996-97	31	15	St. Paul's Guild	1907-08	—	0	1
Bryn Athyn Academy	1910-11	—	1	0	Liberty	1987-88	1994-95	3	1	St. Peter's	1983-84	1993-94	1	3
Bucknell	1971-72	1991-92	14	14	Lincoln	1947-48	—	0	1	Sacred Heart	1977-78	—	1	0
Buffalo	2004-05	—	0	1	Long Beach State	1988-89	—	0	1	Samford	1985-86	—	0	1
Butler	1983-84	—	1	0	Long Island University	1965-66	1990-91	8	4	Sam Houston State	2005-06	—	1	0
California (Berkeley)	1987-88	—	0	1	Louisville*	1985-86	—	0	1	Schuykill	1927-28	1928-29	1	1
Camden High School	1904-05	—	0	1	Loyola (Md.)	1980-81	1985-86	2	4	Scranton	1965-66	1970-71	2	4
Carnegie Tech	1924-25	1925-26	0	2	Lycoming	1961-62	1962-63	2	0	Seton Hall	1912-13	2004-05	2	10
Catholic University	1976-77	1980-81	4	1	Maine	1980-81	2000-01	19	9	Siena	1976-77	1977-78	1	1
Central Connecticut St.	1985-86	1990-91	4	1	Manhattan	1912-13	1990-91	3	1	Southern California	1980-81	—	0	1
Central Florida	1989-90	—	1	0	Mansfield	1965-66	—	1	0	Southern Illinois	1979-80	—	1	0
Central High School	1894-95	1907-08	2	5	Marist	1980-81	2001-02	4	3	SW Louisiana	1982-83	1984-85	0	2
Central Manual Trade	1904-05	1907-08	6	1	Maryland-Baltimore County	1989-90	1999-00	5	2	Stetson	1989-90	—	0	1
Central YMCA	1894-95	—	1	0	Maryland-Eastern Shore	1991-92	—	1	0	Stevens Tech	1923-24	1951-52	6	4
Charleston	1994-95	1996-97	0	2	Massachusetts	1996-97	—	0	1	Susquehanna	1925-26	1962-63	14	7
Cheltenham Academy	1905-06	—	1	0	M.I.T.	1920-21	—	1	0	Swarthmore	1925-26	1975-76	44	21
Cheyney State	1965-66	1966-67	0	2	Memphis*	1995-96	—	1	0	Syracuse*	1995-96	2004-05	0	2
Chicago University	1977-78	—	1	0	Merrimack	1964-65	1973-74	2	0	Temple*	1894-95	2003-04	8	27
C.C.N.Y.	1945-46	—	0	1	Millersville	1955-56	1968-69	0	3	Texas Christian	1993-94	1993-94	1	0
Coast Guard	1944-45	1957-58	1	2	Monmouth	1993-94	2005-06	9	1	Texas Southern	1998-99	—	1	0
Colgate	1973-74	2003-04	5	0	Montana State	1995-96	—	1	0	Towson	1969-70	2005-06	34	11
Colorado State	1978-79	1986-87	1	1	Moravian	1912-13	1971-72	12	7	Trenton State	1909-10	1972-73	4	2
Coppin State	1985-86	—	1	0	Morgan State	1975-76	1999-00	2	0	Tulsa	1984-85	1988-89	0	2
Cornell	1987-88	1988-89	2	0	Morris Guards	1904-05	—	0	1	UCLA	2005-06	—	0	1
Crescent Athletic Club	1920-21	—	0	1	Mount St. Mary's	1911-12	1988-89	1	1	U.S. Air Force Academy	1998-99	—	0	1
Davidson	2000-01	—	1	0	Muhlenberg	1919-20	1972-73	14	18	U.S. International	1979-80	1980-81	1	1
Dayton	1979-80	1982-83	0	2	Murray State	1995-96	—	0	1	U.S. Military Academy	1992-93	1993-94	1	1
Delaware	1911-12	2005-06	64	69	Naval Air Material	1943-44	—	1	0	Upsala	1925-26	1969-70	10	6
Delaware Valley	1962-63	1971-72	8	2	Naval Air Station (N.J.)	1951-52	—	0	1	Ursinus	1914-15	1975-76	54	32
Denver	1978-79	—	1	0	Naval Hospital	1946-47	—	2	0	Vermont	1981-82	2005-06	19	7
Detroit Tech	1963-64	—	1	0	Navy	1984-85	1994-95	3	2	Villanova	1923-24	2003-04	0	17
Dickinson	1939-40	1945-46	2	6	New Hampshire	1992-93	2000-01	19	3	Virginia Commonwealth	2001-02	2005-06	5	5
Duke	2005-06	—	0	1	New Mexico	2000-01	—	0	1	Wagner	1957-58	1990-91	13	11
East Carolina	1983-84	1984-85	2	0	Niagara	1980-81	2002-03	4	4	Wake Forest	1982-83	—	0	1
East Stroudsburg	1964-65	1974-75	2	1	North Carolina-Greensboro	1996-97	—	1	0	Washington (MD)	1914-15	1961-62	5	6
Eastburn Academy	1904-05	—	1	0	North Carolina-Wilmington	2001-02	2005-06	2	10	Washington & Lee	1971-72	—	1	0
Eastern Washington	1988-89	—	1	0	Northeast High School	1906-07	—	1	0	West Chester	1902-03	1981-82	21	22
Elizabethtown	1954-55	1964-65	4	4	Northeast Man. Trade	1904-05	1907-08	1	4	West Jersey Academy	1905-06	1909-10	1	1
Evansville	1996-97	—	0	1	Northeastern	1976-77	2005-06	26	11	West Phila. Reserves	1894-95	—	1	0
Fairfield	1959-60	1993-94	1	3	Northwestern State (La.)	1984-85	—	1	0	West Virginia	1979-80	—	0	1
Fairleigh Dickinson	1976-77	2005-06	5	5	Notre Dame	1997-98	—	0	1	West Virginia Tech	1971-72	—	1	0
Florida International	1985-86	2003-04	2	0	Ohio State	1994-95	—	0	1	Western Kentucky	1988-89	1999-00	1	1
Florida Southern	1978-79	1982-83	1	1	Ohio University	1988-89	—	0	1	Western Maryland	1927-28	1940-41	0	3
Fordham	1992-93	1994-95	2	0	Oklahoma	1995-96	—	0	1	Widener (PMC)	1907-08	1993-94	43	36
Franklin & Marshall	1924-25	1974-75	17	27	Oklahoma State*	1994-95	—	0	1	Wilkes College	1959-60	1967-68	3	0
Friends Central School	1905-06	1907-08	5	1	Old Dominion	2001-02	2005-06	5	6	William & Mary	1983-84	2005-06	13	2
Gallaudet	1925-26	1930-31	2	1	Penn Athletic Club	1934-35	—	0	1	Williams College	1971-72	—	0	1
George Mason	1999-00	2005-06	4	7	Penn R.R. YMCA	1894-95	—	2	0	Williamson Trade School	1905-06	1911-12	2	3
George School	1907-08	1910-11	0	4	Pennington Seminary	1907-08	—	0	1	Wilmington Collegiates	1921-22	—	1	0
George Washington	1924-25	1930-31	1	2	Penn	1920-21	2005-06	4	14	Wilmington YMCA	1894-95	—	0	2
Georgia State	1982-83	2005-06	3	1	Penn. Institute for the Deaf	1909-10	—	1	0	Wisconsin-Green Bay	1999-00	—	0	1
Gettysburg	1920-21	1977-78	7	23	Penn State	1980-81	1992-93	0	4	Worcester Poly	1927-28	—	1	0
Glassboro State	1972-73	1976-77	4	1	Pepperdine	1992-93	—	0	1	Wyoming Seminary	1904-05	—	0	1
Gonzaga	1992-93	—	0	1	Perkiomen School	1904-05	1911-12	2	1	Youngstown State	1991-92	1992-93	2	0
Hahnemann	1920-21	1930-31	4	0	Philadelphia Osteopathy	1911-12	1933-34	6	3					
Hampden-Sydney	1932-33	1941-42	2	0	Philadelphia Pedagogy	1912-13	1914-15	3	0					
Hartford	1991-92	2003-04	20	4	Philadelphia Pharmacy	1911-12	1953-54	9	0					

\*NCAA Tournament Opponent

# ALL-TIME LETTERWINNERS

## A

Khalilah Abdur-Rashid	2004-05 (Mgr.)
Bob Allen	1944-45
Robert Ambler	1973-75
Matt Alexander	1990-94
Brian Anderson	1979-83
Michael Anderson	1984-88
Chris Arizin	1985-90
Clarence Armstrong	1988-92
Larry Athens	1971-72
Matt Attar	1990-93
John Averona	1969-72

## B

William Baer	1967-68
William Banks	1947-49, 51-52
Leonard Barris	1938-41
Joseph Barron	1938-40
H.C. Bartholomew	1920-21 (Mgr.)
Randy Barnes	1975-77
Basil Barno	1949-52
Robert Battle	1999-03
Bob Baum	1944-45
Martin Baum	1957-59
David Baxter	1963-64
Beatty	1904-05
Richard Bednarick	1946-48
Richard Beers	1946-47
Ronald Bellettiere	1957-58
Norman Benn	1954-56 (Mgr.)
Richard Bennett	1937-39
Naish Berran	1974-75
Brent Berti	1967-68
Tom Betley	1974-78
Bishop	1931-32
Paul Bivins	1968-71
W. H. Blessing	1919-20
Joe Boback	1976-80
Gilles Bogaert	1991-95
Al Boscov	1948-49 (Mgr.)
Edward Brady	1974-76, 77-78 (Mgr.)
John Bray	1941-42 (Mgr.)
Donald Breder	1947-50
Bob Brewton	1948-52
James Brittain	1967-69
David Broadus	1976-80
Sean Brooks	2001-05
James Brophy	1973-74
Gary Brotz	1955-56
Ben Brown	1959-62
Jesse Brown	1923-24 (Mgr.)
Charles Bublettz	1930-32
Lou Bucchere	1987-88
Norman Buchanan	1978-79
Bob Buckley	1954-57
Robert Budenstein	1960-61
Jake Bunting	1994-95
Chris Burch	1998-00
Randy Burkert	1978-82
George Burns	1948-49
George Butler	1956-59

## C

Ernest Calhoun	1916-17
Donald Campbell	1968-71
Joseph Campbell	1953-56
William Campbell	1957-58

Ralph Capazzoli	1953-54
James Carr	1924-25 (Mgr.)
John Caruso	1989-93
Vinnie Chawla	1992-96, 96-97 (Mgr.)
Armonmd Civera	1963-66
Arthur Clark	1987-91
Townsend Clark	1939-42
Percy Clarke	1946-48
Cyrus Cohen	1955-57
Ron Coley	1968-71
Joe Conahan	1974-78
Elwood Conard	1935-36, 37-39
Richard Congo	1981-84
Charles Connell	1920-24
Francis Connell	1966-69
Elmer Cook	1931-33
Jennifer Cook	1995-98 (Mgr.)
Casper Cooper	1983-87
Timothy Corlies	1972-75
Bryant Coursey	1996-00
Bruce Cox	1970-74 (Mgr.)
Charles Cranmer	1930-32
Chaz Crawford	2003-06
Robert Croft	1966-68
Michael Curley	1977-80
David Curry	1934-37

## D

Andre Daniel	1990-94
Tom Dearborn	1996-00
Curtiss Deardorff	1940-41
Mike DeRocckis	1995-99
Joseph De Stephano	1945-48
John Deufel	1957-58
Pat Deveney	2000-01
Curtis Dobbins	1926-29
Matthew Donaldson	1934-37
Daniel Dorrian	1963-64
Dave Drummond	1944-46
Joseph Ducsik	1939-40 (Mgr.)
Michael Dugan	1922-26
Lisa Dutra	1975-79 (Mgr.)

## E

John Earley	1962-63
Albert Eckelmeyer	1928-33
William Eckfrdt	1932-33 (Mgr.)
C. Edwards	1933-34
Frank Elegar	2004-06
Stanley Endresick	1945-46
Jack Etsweiler	1938-41
Dan Evan	1988-92 (Mgr.)

## F

Doug Fairfax	2000-03
Michael Feagans	1972-75
Michael Fee	1970-73
Jim Fenwick	1989-93
Robert Ferguson	1963-66
Ferron	1908-10
Vincent Filliben	1949-51
Karl Fischer	1995-97
Myron Fleming	1930-32
Joseph Foley	1923-27
Ronald Forys	1963-66
James Frank	1940-41
David Frey	1993-97
Chris Frock	1994-95 (Mgr.)

Walter Fuller	1982-86
Fulton	1910-11
Donald Furlano	1967-68

## G

Greg Gaffney	1995-99
Gerald Gardner	1984-85
Alan Gart	1961-63
Ron Gasper	1956-57
Henry Gaul	1928-31 (Mgr.)
Omar Ghanim	2002-03 (Mgr.)
Charles Gibbs	1924-25
Jack Gilliford	1939-43
Norman Gleshmar	1944-45 (Mgr.)
Gerald Glick	1970-72
Joe Gore	1976-78
Phil Goss	2001-05
Patti Greco	1975-79 (Mgr.)
Joseph Greenburg	1924-25
Robert Greenburg	1956-59
Louis Greene	1939-41
William Greenwood	1921-22
Carl Gregory	1924-28
Frank Griffin	1905-06
W.H. Gruel	1895-96
Chuck Guittar	1995-97
William Gunter	1968-71
Wayne Gutekunst	1956-58

## H

Floyd Hammel	1959-60 (Mgr.)
Randy Hampton	2004-06
Robert Hanna	1937-38
Ervin Harden	1942-43
Robert Harden	1940-42
Jim Hardy	1986-91
William Harley	1953-56
James Hart	1971-72
Robert Hartman	1949-50 (Mgr.)
Len Hatzembeller	1977-81
Willard Hauser	1951-52 (Mgr.)
Tramayne Hawthorne	2005-06
Charles Head	1927-28 (Mgr.)
Walter Heffner	1959-60
Herbert Heffner	1960-62
Joe Heinbach	2005-06 (Mgr.)
Ralph Henry	1958-61
Joseph Hertrich	1964-67
Albert Hey	1925-30
Keith Hibbard	1965-66 (Mgr.)
Charles Hickman	1981-83, 84-85
David Hill	1967-69 (Mgr.)
George Brown Hill	1945-46
Richard Hilmer	1958-61
Danny Hinds	2001-05
Klaus Hingst	1958-59 (Mgr.)
Hitchen	1906-07
Mered Hoff	1932-35
James Hoffman	1959-62
Brian Holden	1992-95
George Holloway	1957-58, 59-60
Bob Horrocks	1944-45
Ashley Howard	1999-01
Erin Howard	2000-01 (Mgr.)
Geoffrey Howland	1972-73
George Hudgins	1992-96
Lawrence Humes	1954-57
Frank Hyde	1954-55 (Mgr.)

## I

Edward Imperato	1950-51, 52-53
-----------------	----------------

## J

Adam Jablonski	1948-49
Adam E. Jablonski	1983-84
Charles Jackson	1950-51 (Mgr.)
G.H. Jackson	1928-29 (Mgr.)
Irving Jaffe	1957-60
George James	1941-42
Ray James	1974-78
Samuel James	1923-24
Frank Jankuskas	1934-35
Brian Johnson	1996-98 (Mgr.)
John Johnson	1928-32
Doug Johnston	1984-85
Michael Johnston	1973-74 (Mgr.)
Rob Johnstone	1986-87, 88-89
Arthur Jones	1952-54
S. Jones	1922-23
Bobby Jordan	2005-06
Derrick Joynes	1978-82

## K

Syd Kane	1948-49
Harry Katzoff	1945-46
Michael Kernan	1973-76
Charles King	1960-63
Jeremiah King	2001-05
Philip Kircher	1968-71
James Kirkland	1935-36
John Kirkpatrick	1928-29
Shantelle Kitchen	1985-86, 87-88
(Mgr.)	
Ronald Kleppinger	1955-58
Walter Kline	1932-35
Charles Knapp	1932-34
Robert Knox	1947-48
Chris Kohles	1993-95
Harold Kollar	1941-43, 46-47
Mike Kouser	1997-01
Francis Korwek	1970-74
Norman Krupp	1965-67
Kathleen Krueger	1982-85 (Mgr.)
Steven Krueger	1958-59 (Mgr.)
J. Kugler	1906-08
William Kulesh	1936-37, 38-39

## L

Joseph Lambert	1935-36, 37-39
Sylvanus Lamb	1986-91 (Mgr.)
James Laphen	1967-68
Stan Laskus	1948-52
S. Lawrence	1933-34 (Mgr.)
Theodore Layton	1935-38
Dan Leahy	1988-92
David Lee	1962-63, 64-66
Russell Lehman	1962-63 (Mgr.)
Todd Lehmann	1986-90
Sara Lena-Penzer	2001-02 (Mgr.)
Victor Lewis (Mgr.)	1965-66
Mike Lieberman	1998-01 (Mgr.)
William Lignelli	1935-38
Steve Lilly	1968-70, 71-72
Joe Linderman	1996-99, 00-01
John Linderman	1965-68

# ALL-TIME LETTERWINNERS

Donnell Lockhart 2002-04 (Mgr.)  
James Logan 1924-25, 27-28  
John Loomis 1954-56  
Robert Lowry 1945-48  
George Lubbeck 1960-61  
William Lynch 1969-70 (Mgr.)

## M

Richard Maccarone 1983-84  
Al Mac Cart 1948-52  
Maclary 1908-09  
Maurice Madden 2003-04  
Michael Magruder 1980-84, (Mgr.) 84-85  
William Marnie 1929-30  
Charles Marshall 1963-64 (Mgr.)  
Richard Marshall 1979-80  
Charles Maschal 1929-30  
Bashir Mason 2003-06  
Robert Mason 1942-43, 45-46  
William McCombs 1952-53 (Mgr.)  
John McCusker 1971-72  
Bob McCracken 1944-45  
John McCracken 1937-39  
Mike McCurdy 1962-65  
Richard McGarrity 1952-55  
George McGorman 1952-53  
Michael McIntyre 1979-83  
Bernard McNamee 1949-52  
James McVeigh 1966-67  
Thomas McVeigh 1969-70  
Alan Meislich 1953-54  
Dominick Mejia 2004-06  
Roger Midgette 1966-67  
Jermaine Miller 2002-04  
John Miller 1967-68 (Mgr.)  
Jeff Mitchell 1999-00  
Michael Mitchell 1980-84  
Robert Molluro 1961-63, 64-65  
Jamil Moore 2000-01  
Eugene Mora 1955-56  
Edward Moran 1956-57  
Michael Moran 1978-82  
Bobby Morgan 1958-61  
Evans Morrison 1947-48, 50-52  
Vincent Morrison 1970-73  
Charles Morrow 1956-58  
George Murphy 1967-68  
Tom Murphy 1986-90  
William Murphy 1964-67  
Harold Myers 1936-37 (Mgr.)  
Jeff Myers 1994-97

## N

George Nanos 1935-38  
L.B. Neinberger 1920-21  
Ross Neisler 1995-99  
Edwin Neuman 1952-54  
Richard Neuman 1941-42 (Mgr.)  
Russ Neuman 1992-94 (Mgr.)  
Greg Newman 1971-74  
Lawrence Noble 1964-65

## O

Chris O'Brien 1982-86  
Edward O'Brien 1953-56  
Michael O'Connell 1976-80

Charles O'Donnell 1972-74  
Herman Oggenfus 1926-27 (Mgr.)  
John O'Hara 1941-42  
Brian O'Loughlin 1975-79  
Robert O'Loughlin 1980-84  
Charles O'Neil 1923-25  
Randy Oveneke 2004-06  
Cornelius Overby 1992-96  
Jay Overcash 1999-02

## P

Richard Papes 1983-87  
Jimmie Lee Parker 1985-89  
Lane Parker 1957-58 (Mgr.)  
Terry Parks 1972-75  
Norman Parmet 1940-43, 46-47  
Elmer Patterson 1939-40  
Matt Pearson 1992-94  
Thomas Pedersen 1983-85  
Charlie Peters 1994-95  
Joseph Petrone 1979-83  
John Piatt 1941-42, 46-47  
Shawn Pierre-Louis 2005-06 (Mgr.)  
William Piltz 1939-40  
G. Louis Pla 1925-26 (Mgr.)  
A. Popkin 1929-30  
Edward Powers 1924-25  
John Pratt 1942-43  
Frank Prestileo 1963-65  
Dan Promislo 1951-54  
Robert Pursel 1962-63

## Q

Victor Quattrini 1952-55

## R

Jonathan Raab 1988-92  
Brian Raabe 1986-90  
E.E. Radcliffe 1920-21  
Ellis Radcliffe 1918-19, 20-21  
Mike Radio 2004-06  
Pat Rafferty 1983-87  
John Ralph 1967-68 (Mgr.)  
John Rankin 1985-89  
Robert Ranonis 1952-53, 54-55  
Beth Rapczynski 1998-00 (Mgr.)  
Jake Rauchbach 2003-06  
Stephen Rawlings 1973-74  
S. Herbert Raynes 1933-36  
Leland Redmond 1994-95  
Leo Redmond 1928-31  
Max Reider 1932-33  
James Reynolds 1930-34  
Joseph Rhile 1936-37  
Brahin Riley 1994-99  
Clifford Risell 1966-69  
Kenneth Rodgers 1938-40  
Rodney Rodgers 1996-97  
Scott Rodgers 2005-06  
Edward Roman 1952-54  
Doug Romanczuk 1973-76  
Marvin Rosenbaum 1944-45  
Barry Rosenberg 1957-58 (Mgr.)  
Bernard Rosenfeld 1942-43, 46-47  
Elliott Rosere 1959-60 (Mgr.)  
Keith Ross 1978-83 (Mgr.)

Dakaree Rose 1998-99  
Malik Rose 1992-96  
Ryan Rubio 2005-06 (Mgr.)  
Jim Rullo 1990-94  
Edward Rutizer 1956-57  
William Ryan 1976-78  
Thomas Rymal 1982-84

## S

Leonard Sabel 1945-46  
Joseph Sacco 1959-62  
Kenell Sanchez 2002-06  
Petrick Sanders 1997-01  
Dennis Sarafinas 1963-64  
Harry Sarajian 1952-53  
Chenay Saunders 2001-05 (Mgr.)  
John Savchak 1946-50  
Joseph Scafaria 1952-54  
M.L. Schaefer 1929-30, 31-32 (Mgr.)  
George Schaeffer 1959-60, 61-63  
Karl Schaeffer 1950-53  
Michael Schafer 1965-67  
Eric Schmieder 2000-03  
Emil Schoen 1959-61  
Julius Schwab 1946-49  
Christian Schwarz 1924-28  
Peter Sculley 1967-68  
Robert Seher 1955-58  
George Seidel 1950-53  
William Seiders 1942-43  
Peter Shafron 1961-64 (Mgr.)  
Morton Shafter 1949-51  
Frank Shermer 1921-23 (Mgr.)  
Marvin Shickman 1944-45  
Ships 1922-23  
Steve Showers 2001-03  
Alan Shreiber 1967-68  
Charles Shupis 1927-28, 33-34  
James Siddall 1922-23  
R. Everett Sidwell 1920-22  
Alfred Simmons 1946-48 (Mgr.)  
Morton Simon 1942-43  
John Siorek 1979-83  
Thaddeus Sitek 1960-61, 62-64  
Stephen Skow 1969-70  
Joe Skurla 1948-51  
William Slater 1969-70  
John Sleen 1961-62 (Mgr.)  
Kanika Smiley 2001-02 (Mgr.)  
Frederick Smith 1942-43 (Mgr.)  
Jeremy Smith 1991-93  
Harry Snyder 1965-67  
Tony Spinozza 2001-02 (Mgr.)  
Vincent Stach 1967-69  
Richard Stanton 1963-66  
Stephen Starks 1997-01  
Mike Staveski 1985-89  
David Stec 1997-01  
Dimitris Stefanidis 1994-96  
Bob Stephens 1975-79  
Matt Stevenson 2003-06  
Anthony Stewart 1959-61 (Mgr.)  
Mike Stewart 1978-79 (Mgr.)  
J. Stock 1911-13  
Brett Storm 2000-01  
E.C. Straubel 1920-21  
Troy Stribling 1983-87  
Jack Styers 1940-41

## T

James Taner 1951-52  
Ann Marie Taylor 1984-85 (Mgr.)  
Jamel Thomas 1994-98 (Mgr.)  
George Thompson 1939-40  
Michael Thompson 1988-92  
William Thompson 1967-68  
Tim Tillman 2002-05  
Edward Tompkins 1971-74  
James Tonor 1950-51  
Harold Torok 1946-48 (Mgr.)  
Kenny Tribbett 2005-06  
Albert Tucker 1926-29  
Arthur Tucker 1929-30  
Stanley Twoes 1918-19

## V

Paul Van DeMark 1966-69  
William Van DeMark 1967-69  
Joseph Van Name 1944-45 (Mgr.)  
Thomas Vassalotti 1974-75  
Joe Vetter 1968-69  
John Von Neida 1978-82

## W

Roy Wagner 1946-48  
J. Richard Walker 1952-55  
Henry Wallace 1931-35  
Raymond Walls 1914-16  
William Wanner 1985-87 (Mgr.)  
Joseph Ward 1990-94 (Mgr.)  
Warga 1938-39 (Mgr.)  
Don Warrington 1944-45  
Albert Wegmann 1945-46 (Mgr.)  
Alan Weinberg 1956-59  
Martin Weinberg 1955-57  
Louis B. Weinberger 1921-23  
Marvin Weinstein 1944-45  
Thomas Weldon 1974-78  
Harold Wells 1934-35 (Mgr.)  
Douglas White 1972-74, 75-76  
William White 1955-58  
Jerry Whiteman 1962-64  
Tim Whitworth 2000-04  
Harry Wigand 1950-51  
Michael Wilk 1963-64  
David Williams 1971-74  
Harold Williams 1935-36 (Mgr.)  
Julius Williams 1997-99, 01-02  
Warren Williams 1991-95  
Kenneth Wilson 1955-57 (Mgr.)  
Peter Wilson 1959-62  
Mike Wisler 1990-94  
Stanton Woerth 1952-55  
Harry Wolf 1937-38  
Walk 1938-39  
Robert Woodward 1894-95

## Y

Jason Yoder 1994-95, 96-97  
John Yunker 1930-31

## Z

Stanley Zadrozny 1970-72 (Mgr.)  
Bruce Zimmerman 1958-61  
R. Peter Zimmermann 1960-63  
Irving Zippel 1946-48  
Albert Zulkowski 1937-38 (Mgr.)

# YEAR-BY-YEAR RESULTS

## 2005-06 (15-16)

**Head Coach:**  
**James "Bruiser" Flint**

DU		OPP	
54	at Princeton!	41	73 Penn (Palestra)
72	Sam Houston State!	61	89 at Colgate
72	Rider	60	68 Lafayette
68	vs. Duke!! (#1)	78	48 Temple# (Palestra)
56	vs. UCLA!! (#16)	57	89 Quinnipiac
60	at Penn (Palestra)	68	70 Saint Joseph's (Palestra)
59	Saint Joseph's (Palestra)	69	64 Rider
50	vs. La Salle# (Palestra)	62	72 vs. Hartford&
68	James Madison*	57	71 at Florida International&
61	Old Dominion*	42	58 at Old Dominion*
54	at Fairleigh Dickinson	49	77 James Madison*
56	Ball State	51	64 at UNC Wilmington*
53	at Monmouth	49	82 Delaware*
57	at William & Mary*	46	80 at William & Mary*
60	at Virginia Commonwealth*	62	88 at Towson*
60	UNC Wilmington* (OT)	66	69 Virginia Commonwealth*
60	at Northeastern*	63	83 George Mason*
73	Georgia State*	57	82 at Hofstra*
55	Delaware*	44	67 UNC Wilmington* (OT)
69	Towson*	61	66 at Virginia Commonwealth*
67	at Old Dominion*	74	83 William & Mary*
75	Hofstra* (OT)	76	92 Hofstra*
58	at UNC Wilmington*	65	72 at George Mason* (OT)
80	at Towson*	84	82 Old Dominion*
83	Northeastern*	47	75 Towson*
68	at Delaware*	75	62 at James Madison*
48	at George Mason*	67	64 at Delaware*
56	Vermont+	42	53 UNC Wilmington+
61	William & Mary*	56	70 at Villanova%
48	at Hofstra*	70	
69	vs. Delaware^	52	

!Preseason NIT  
!!Preseason NIT, Madison Sq.Garden, N.Y.  
#Big Five Classic  
\*Colonial Athletic Association Game  
+ESPN Bracket Buster Saturday  
^CAA Tournament, Richmond, Va.

## 2003-04 (18-11)

**Head Coach:**  
**James "Bruiser" Flint**

DU		OPP	
79	41 @ Villanova	79	41 @ Villanova
84	71 @ Pennsylvania	84	71 @ Pennsylvania
69	73 @ Monmouth	69	73 @ Monmouth
57	65 @ Lafayette	57	65 @ Lafayette
72	37 vs. Saint Joseph's# (Palestra)	72	37 vs. Saint Joseph's# (Palestra)
92	78 @ Quinnipiac	92	78 @ Quinnipiac
43	72 @ Niagara	43	72 @ Niagara
52	75 Colgate	52	75 Colgate
39	78 Philadelphia	39	78 Philadelphia
65	82 @ James Madison*	65	82 @ James Madison*
61	53 @ George Mason*	61	53 @ George Mason*
71	74 @ Virginia Commonwealth*	71	74 @ Virginia Commonwealth*
75	86 UNC Wilmington (OT)	75	86 UNC Wilmington (OT)
76	67 William & Mary*	76	67 William & Mary*
82	85 Towson*	82	85 Towson*
70	83 @ Delaware* (OT)	70	83 @ Delaware* (OT)
65	78 Hofstra*	65	78 Hofstra*
81	69 Old Dominion*	81	69 Old Dominion*
66	56 @ UNC Wilmington	66	56 @ UNC Wilmington
57	82 @ Hofstra*	57	82 @ Hofstra*
72	76 @ Towson*	72	76 @ Towson*
69	59 Virginia Commonwealth*	69	59 Virginia Commonwealth*
75	78 James Madison*	75	78 James Madison*
66	62 @ Old Dominion*	66	62 @ Old Dominion*
51	78 @ William & Mary*	51	78 @ William & Mary*
59	70 Delaware*	59	70 Delaware*
76	55 George Mason*	76	55 George Mason*
66	61 vs. Old Dominion+	66	61 vs. Old Dominion+
85	62 vs. Virginia Commonwealth+	85	62 vs. Virginia Commonwealth+
	62 vs. UNC Wilmington+		62 vs. UNC Wilmington+
	59 @ Temple%		59 @ Temple%

#Big Five Classic  
&Florida International Tourn., Miami, Fla.  
+CAA Tournament, Richmond, Va.  
%National Invitation Tournament

## 2002-03 (19-12)

**Head Coach:**  
**James "Bruiser" Flint**

DU		OPP	
64	67 @ Marist#	64	67 @ Marist#
62	87 Northeastern#	62	87 Northeastern#
68	55 @ Rider	68	55 @ Rider
47	80 Pennsylvania (Palestra)	47	80 Pennsylvania (Palestra)
50	71 @ James Madison*	50	71 @ James Madison*
81	84 Lafayette	81	84 Lafayette
88	70 LaSalle %(Palestra)	88	70 LaSalle %(Palestra)
54	64 @ Saint Joseph's	54	64 @ Saint Joseph's
61	83 Northeastern	61	83 Northeastern
62	70 Hofstra*	62	70 Hofstra*
75	87 Niagara	75	87 Niagara
73	84 Virginia Commonwealth*	73	84 Virginia Commonwealth*
88	66 @ Old Dominion*	88	66 @ Old Dominion*
51	58 @ William and Mary*	51	58 @ William and Mary*
56	62 @ Towson*	56	62 @ Towson*
78	69 James Madison*	78	69 James Madison*
66	73 @ Delaware*	66	73 @ Delaware*
72	84 @ Hofstra*	72	84 @ Hofstra*
77	100 George Mason*	77	100 George Mason*
76	78 William and Mary*	76	78 William and Mary*
50	65 @ Virginia Commonwealth*	50	65 @ Virginia Commonwealth*
72	50 @ UNC Wilmington*	72	50 @ UNC Wilmington*
67	97 Delaware*	67	97 Delaware*
57	80 Old Dominion*	57	80 Old Dominion*
62	64 @ George Mason*	62	64 @ George Mason*
56	68 UNC Wilmington*	56	68 UNC Wilmington*
57	65 Towson*	57	65 Towson*
52	59 Delaware^	52	59 Delaware^
60		60	
70		70	
68		68	

#Big Five Classic  
\*Colonial Athletic Association Game  
+CAA Tournament, Richmond, Va.  
%National Invitation Tournament

## 2001-02 (14-14)

**Head Coach:**  
**James "Bruiser" Flint**

DU		OPP	
67	67 @ Marist#	67	67 @ Marist#
87	87 Northeastern#	87	87 Northeastern#
55	55 @ Rider	55	55 @ Rider
80	80 Pennsylvania (Palestra)	80	80 Pennsylvania (Palestra)
71	71 @ James Madison*	71	71 @ James Madison*
84	84 Lafayette	84	84 Lafayette
70	70 LaSalle %(Palestra)	70	70 LaSalle %(Palestra)
64	64 @ Saint Joseph's	64	64 @ Saint Joseph's
83	83 Northeastern	83	83 Northeastern
70	70 Hofstra*	70	70 Hofstra*
87	87 Niagara	87	87 Niagara
84	84 Virginia Commonwealth*	84	84 Virginia Commonwealth*
66	66 @ Old Dominion*	66	66 @ Old Dominion*
58	58 @ William and Mary*	58	58 @ William and Mary*
62	62 @ Towson*	62	62 @ Towson*
69	69 James Madison*	69	69 James Madison*
73	73 @ Delaware*	73	73 @ Delaware*
84	84 @ Hofstra*	84	84 @ Hofstra*
100	100 George Mason*	100	100 George Mason*
78	78 William and Mary*	78	78 William and Mary*
65	65 @ Virginia Commonwealth*	65	65 @ Virginia Commonwealth*
50	50 @ UNC Wilmington*	50	50 @ UNC Wilmington*
97	97 Delaware*	97	97 Delaware*
80	80 Old Dominion*	80	80 Old Dominion*
64	64 @ George Mason*	64	64 @ George Mason*
68	68 UNC Wilmington*	68	68 UNC Wilmington*
65	65 Towson*	65	65 Towson*
59	59 Delaware^	59	59 Delaware^
60		60	
70		70	
68		68	

\*Colonial Athletic Association game  
#Marist Pepsi Classic, Poughkeepsie, N.Y.  
%Big Five Classic  
^Colonial Athletic Association Tournament, Richmond, Va.

## 2004-05 (17-11)

**Head Coach:**  
**James "Bruiser" Flint**

DU		OPP	
81	81 at Pennsylvania (Palestra)	81	81 at Pennsylvania (Palestra)
76	76 at Rider	76	76 at Rider
67	67 at Lafayette	67	67 at Lafayette
49	49 at Saint Joseph's# (Palestra)	49	49 at Saint Joseph's# (Palestra)
67	67 at Delaware*	67	67 at Delaware*
59	59 Quinnipiac	59	59 Quinnipiac
74	74 at Syracuse	74	74 at Syracuse
58	58 at Seton Hall	58	58 at Seton Hall
47	47 Monmouth	47	47 Monmouth
60	60 Old Dominion*	60	60 Old Dominion*
81	81 at Hofstra* (OT)	81	81 at Hofstra* (OT)
64	64 at Virginia Commonwealth*	64	64 at Virginia Commonwealth*
65	65 William & Mary*	65	65 William & Mary*
59	59 at George Mason*	59	59 at George Mason*
55	55 Towson*	55	55 Towson*
63	63 at UNC Wilmington* (OT)	63	63 at UNC Wilmington* (OT)
60	60 James Madison*	60	60 James Madison*
86	86 at Old Dominion*	86	86 at Old Dominion*
48	48 at William & Mary*	48	48 at William & Mary*
52	52 Hofstra*	52	52 Hofstra*
62	62 Virginia Commonwealth*	62	62 Virginia Commonwealth*
66	66 at James Madison*	66	66 at James Madison*
69	69 UNC Wilmington*	69	69 UNC Wilmington*
70	70 at Ball State+	70	70 at Ball State+
66	66 George Mason*	66	66 George Mason*
80	80 Delaware*	80	80 Delaware*
60	60 at Towson*	60	60 at Towson*
89	89 Hofstra^	89	89 Hofstra^
81	81 at Buffalo% (OT)	81	81 at Buffalo% (OT)

#Big Five Classic  
+ESPN Bracket Buster Saturday  
^CAA Tournament, Richmond, Va.  
\*Colonial Athletic Association Game  
%National Invitation Tournament



## 2000-01 (15-12)

**Head Coach:**  
**Steve Seymour**

DU		OPP	
97	97 @ Fairleigh Dickinson (OT)	97	97 @ Fairleigh Dickinson (OT)
80	80 @ George Mason	80	80 @ George Mason
61	61 Monmouth	61	61 Monmouth
70	70 Delaware*	70	70 Delaware*
69	69 @ Hofstra*	69	69 @ Hofstra*
68	68 Saint Joseph's (Palestra)	68	68 Saint Joseph's (Palestra)
74	74 @ LaSalle	74	74 @ LaSalle
74	74 Towson*	74	74 Towson*
73	73 Davidson#	73	73 Davidson#
93	93 @ New Mexico#	93	93 @ New Mexico#
65	65 @ Northeastern*	65	65 @ Northeastern*
62	62 @ Boston University*	62	62 @ Boston University*
63	63 @ Pennsylvania	63	63 @ Pennsylvania
66	66 @ Vermont*	66	66 @ Vermont*
69	69 @ Hartford*	69	69 @ Hartford*
83	83 Maine*	83	83 Maine*
74	74 New Hampshire*	74	74 New Hampshire*
71	71 Boston University*	71	71 Boston University*
76	76 Northeastern*	76	76 Northeastern*
68	68 @ Delaware*	68	68 @ Delaware*
49	49 @ Towson*	49	49 @ Towson*
71	71 Hartford*	71	71 Hartford*
75	75 Vermont*	75	75 Vermont*
93	93 @ New Hampshire*	93	93 @ New Hampshire*
92	92 @ Maine*	92	92 @ Maine*
78	78 Hofstra*	78	78 Hofstra*
74	74 Northeastern\$	74	74 Northeastern\$

\*America East game  
#Comcast Lobo Invitational, Albuquerque, N.M.  
\$America East Tournament

# YEAR-BY-YEAR RESULTS

## 1999-00 (13-17)

**Head Coach:**  
**Steve Seymour**

DU	OPP
65 @ Seton Hall	69
69 @ Monmouth	81
63 Fairleigh Dickinson (OT)	62
57 UMBC#	71
72 Morgan State#	59
54 La Salle (Palestra)	70
54 @ George Mason	79
54 @UW-Green Bay!	59
66 Western Kentucky!	61
76 Northeastern*	67
58 Boston University*	50
64 @ Towson* (OT)	61
77 @ Delaware*	90
58 Hartford*	60
57 Vermont*	42
66 @ New Hampshire*	69
83 @ Maine*	100
46 @ Pennsylvania	54
62 @ Boston University* (OT)	61
57 @ Northeastern*	56
65 Delaware*	69
63 Towson*	45
72 @Vermont*	73
72 @ Hartford*	61
50 @ Hofstra*	73
53 Maine*	86
77 New Hampshire*	54
57 Hofstra*	66
71 Vermont^	59
51 Hofstra^	69

\*America East game  
#Coca Cola Conference Challenge, Baltimore, Md.  
!Oneida Bingo & Casino Classic, Green Bay, Wisc.  
^America East Tournament, Newark, Del.

## 1997-98 (13-15)

**Head Coach: Bill Herrion**

DU	OPP
57 @ Monmouth	51
65 Delaware*	63
65 @ Towson*	60
70 @ Notre Dame	78
75 La Salle (Palestra)	70
56 Princeton#	58
46 St. John's#	75
76 Vermont*	74
85 Hartford* (OT)	87
57 @ Richmond	66
64 Hofstra*	84
68 @ Delaware*	73
70 @ Northeastern*	58
62 @ Boston University*	69
65 @ Pennsylvania	79
78 @ Maine*	63
80 Boston University* (OT)	73
68 Northeastern* (2OT)	71
72 Towson*	71
65 St. Joseph's (Palestra)	76
56 @ Hofstra*	70
61 @ Hartford*	65
67 @ Vermont*	70
75 Maine (Palestra)	64
90 @ New Hampshire*	65
75 New Hampshire*	66
73 Vermont^	42
51 Boston University^	53

\*America East game  
#ECAC Holiday Festival, Madison Square Garden  
^America East Tournament, Newark, Del.

## 1996-97 (22-9)

**Head Coach: Bill Herrion**

DU	OPP
61 Evansville#	65
77 Monmouth	66
80 @ New Hampshire*	55
71 @ Maine*	57
48 @ Massachusetts	69
58 La Salle (Palestra)	63
93 Lehigh	73
65 College of Charleston!	75
69 UNC-Greensboro!	61
86 Hartford*	79
74 Vermont* (Palestra)	49
102 Towson State*	72
54 @ Northeastern*	57
67 @ Boston University* (OT)	71
58 @ Pennsylvania	52
64 @ Hofstra*	61
77 @ Delaware*	73
74 Maine*	51
77 New Hampshire* (2 OT)	74
74 Delaware*	70
75 @ Towson State*	66
78 Northeastern*	61
73 Boston University*	42
62 @ St. Joseph's	63
83 Hofstra*	70
87 @ Hartford*	76
78 @ Vermont*	59
78 Towson State^	75
75 Hartford^	69
61 Boston University^	68
53 Bradley&	66

\*America East game  
#Preseason NIT  
!College of Charleston Tournament, Charleston, S.C.  
^America East Tournament, Newark, Del.  
&Postseason NIT

## 1995-96 (27-4)

**Head Coach: Bill Herrion**

DU	OPP
82 St. Anselm	59
75 Murray State#	76
83 Illinois State#	72
97 @ Vermont*	58
79 @ Hartford* (OT)	72
78 Oklahoma	85
75 James Madison!	55
68 Montana State!	62
100 @ Hofstra*	71
110 New Hampshire*	68
88 Maine*	70
91 Delaware*	75
87 @ Northeastern*	65
67 @ Boston University*	47
74 Boston University*	76
84 Northeastern*	47
87 @ New Hampshire*	75
71 @ Maine*	52
96 Towson State*	87
76 Hofstra*	63
93 @ Lehigh	73
75 @ Towson State*	56
82 @ Delaware*	78
87 @ UMBC	55
86 Vermont*	59
74 Hartford*	56
83 Hartford^	71
84 Towson State^	74
76 Boston University&	67
75 Memphis (NCAA)+	63
58 Syracuse (NCAA)+	69

\*North Atlantic Conference game  
#1995 Boilermaker Invitational, West Lafayette, Ind.  
!1995 Bobcat Holiday Stores Classic, Bozeman, Mont.  
^North Atlantic Conference Tournament, Newark, Del.  
&North Atlantic Conference Championship, Philadelphia, Pa.  
+NCAA West Regional, Albuquerque, N.M.

## 1993-94 (25-5)

**Head Coach: Bill Herrion**

DU	OPP
90 Widener	38
73 @ Lehigh	57
84 Texas Christian!	71
73 @ Fairfield	60
88 Rider	57
64 @ St. Joseph's (OT)	65
90 Monmouth	72
80 St. Peter's#	72
68 Marist#	65
81 @ UMBC	67
76 @ Army	70
67 @ Rutgers	64
72 @ Maine*	68
76 @ New Hampshire*	57
89 Northeastern*	52
88 Boston University*	73
60 @ Hartford*	77
100 @ Vermont*	87
63 @ Delaware*	67
73 Vermont*	54
81 Hartford*	62
73 @ Boston University*	63
55 @ Northeastern*	64
81 New Hampshire*	62
56 Maine*	79
68 Delaware*	60
81 Northeastern^	71
85 UNH^	75
86 Maine^	78
39 Temple+(NCAA)	61

\*North Atlantic Conference game  
!Independent Mortgage Classic, Fairfield, Conn.  
#Pepsi-Marist Classic, Poughkeepsie, N.Y.  
^North Atlantic Conference Tournament, Philadelphia, Pa.  
+NCAA East Regional, Landover, Md.

## 1998-99 (20-9)

**Head Coach: Bill Herrion**

DU	OPP
70 @ Seton Hall	83
73 Monmouth	58
70 Richmond	62
62 Delaware*	70
57 @ La Salle	59
50 Air Force#	56
71 Texas Southern#	56
74 @ Maine*	67
68 @ New Hampshire*	51
73 @ Vermont*	68
86 @ Hartford*	63
80 Boston University*	67
97 Northeastern*	82
59 @ Towson*	56
65 @ Pennsylvania	75
70 Hofstra*	65
91 @ Delaware* (OT)	99
82 Maine*	73
69 New Hampshire*	61
78 Vermont*	62
83 Hartford*	58
66 Towson*	54
77 @ Northeastern*	68
69 @ Boston University*	57
51 St. Joseph's (Palestra)	59
59 @ Hofstra*	37
64 Northeastern^	56
55 Hofstra^	37
67 @ Delaware^	86

\*America East game  
#Wisconsin-Green Bay Tournament  
^America East Tournament, Newark, Del.

## 1994-95 (22-8)

**Head Coach: Bill Herrion**

DU	OPP
74 @ Ohio State	81
69 @ Monmouth	53
64 UMBC	48
68 @ Rider	64
64 @ Fordham	57
82 Navy	64
51 Charleston#	56
89 Liberty#	68
86 Lehigh	63
71 Maine*	50
90 New Hampshire*	72
73 St. Joseph's (Palestra)	78
76 @ Northeastern*	87
63 @ Boston University*	51
90 Hofstra*	64
59 Hartford*	49
108 Vermont*	78
76 Delaware*	69
96 @ Hofstra*	88
65 @ Vermont*	68
75 @ Hartford*	65
79 Boston University*	70
75 Northeastern*	57
83 @ New Hampshire*	74
74 @ Maine*	81
71 @ Delaware*	73
108 Hofstra^	75
62 Boston University^	53
72 Northeastern^	52
49 Oklahoma State+ (NCAA)	73

\*North Atlantic Conference game  
#Dr. Pepper Classic, Chattanooga, Tenn.  
^North Atlantic Conference Tournament, Philadelphia, Pa.  
+NCAA East Regional, Baltimore, Md.

## 1992-93 (22-7)

**Head Coach: Bill Herrion**

DU	OPP
86 Lehigh	77
64 Army	50
77 @ St. Francis (Pa.) (OT)	66
47 @ St. Joseph's	52
75 @ Youngstown State	62
64 @ Penn State	73
83 Alabama State#	75
@ Gonzaga#	91
56 @ Pepperdine	69
50 @ Lafayette	58
72 Fordham	65
59 Maine*	64
73 New Hampshire*	52
@ Northeastern*	68
75 @ Boston University*	63
80 Hartford*	68
85 Vermont* (OT)	82
79 Delaware*	63
73 @ Navy	57
85 @ Vermont*	71
65 @ Hartford* (OT)	71
71 Boston University*	57
79 Northeastern*	73
65 @ New Hampshire*	63
67 @ Maine*	57
73 @ Delaware*	92
75 Boston University^	58
91 Hartford^	80
64 Delaware^	67

\*North Atlantic Conference game  
#Shootout Spokane, Spokane, Wash.  
^North Atlantic Conference Tournament, Philadelphia, Pa.

# YEAR-BY-YEAR RESULTS

## 1991-92 (16-14)

Head Coach: Bill Herrion

DU	OPP
82 @ Lehigh	98
70 St. Mary's (Calif.)# (OT)	64
61 @ St. John's#	81
79 @ St. Joseph's	94
65 Penn State (Palestra)	80
73 St. Francis (Pa.)	83
59 Georgia State!	75
87 Maryland-Eastern Shore!	56
67 Lafayette	46
71 @ Navy	84
57 @ Rutgers	80
55 @ Maine	50
72 @ New Hampshire	75
70 Northeastern	67
107 Boston University	77
69 @ Hartford	63
75 @ Vermont	77
66 Delaware	69
73 Youngstown State	63
55 Vermont	63
72 Hartford	56
79 @ Northeastern	53
77 @ Boston University	71
92 Bucknell	81
71 New Hampshire	51
57 Maine	55
66 @ Delaware	72
78 UNH^	72
97 Maine^	79
68 @ Delaware&	92

\*North Atlantic Conference game  
#Joe Lapchick Memorial Tournament, Jamaica, N.Y.  
!Mount St. Mary's Holiday Tournament, Emmitsburg, Md.  
^North Atlantic Conference Tournament, Philadelphia, Pa.  
&North Atlantic Conference Championship, Newark, Del.

## 1989-90 (13-15)

Head Coach: Eddie Burke

DU	OPP
89 Maine	75
87 St. Joseph's (Palestra)	94
72 Marist# (OT)	74
68 Brown#	73
88 @ UMBC	86
57 @ Villanova	74
50 @ Iowa	59
77 @ Stetson	87
83 @ Central Florida	72
86 Long Island University	76
62 Boston University	80
@ Manhattan	77
73 Delaware*	65
79 @ Towson State*	98
@ Bucknell*	87
65 @ Hofstra*	66
74 Lafayette*	84
Lehigh*	73
@ Rider*	72
95 Liberty	72
@ Delaware*	69
95 Towson State*	104
65 Bucknell*	63
74 Hofstra*	66
@ Lafayette*	61
@ Lehigh (OT)*	87
Rider*	76
Lehigh ^	76

\*East Coast Conference game  
#Hartford Hawks Unlimited Tournament, Hartford, Conn.  
^East Coast Conference Tournament, Towson, Md.

## 1988-89 (12-16)

Head Coach: Eddie Burke

DU	OPP
77 St. Joseph's (Palestra)	89
81 @ Western Kentucky*	105
65 Tulsa*	81
84 Long Beach State& (Palestra)	92
@ Pennsylvania& (Palestra)	69
@ Villanova	89
Ohio University#	90
Eastern Washington#	71
Howard %	71
@ Mt. St. Mary's %	76
@ Cornell	84
@ Delaware	69
Towson State (Palestra)	75
@ Bucknell	79
Hofstra	56
@ Lafayette	70
@ Lehigh (2 OT)	94
Rider (Palestra)	66
Delaware	79
@ Towson State	106
Bucknell	65
@ Hofstra	71
Lafayette	70
@ Marist	80
Lehigh (Palestra)	88
@ Liberty	82
@ Rider	76
Hofstra^	79

\*Western Kentucky Invitational, Bowling Green, Ky.  
&Philadelphia Josten's Classic, Philadelphia, Pa.  
#Walsworth Publishing Classic, Columbia, Mo.  
%Mt. St. Mary's Holiday Tournament, Emmitsburg, Md.  
^East Coast Conference Tournament, Towson, Md.

## 1987-88 (18-10)

Head Coach: Eddie Burke

DU	OPP
99 Liberty	82
American*	78
@ Iona*	82
St. Joseph's (Palestra)	64
@ California	89
Houston%	91
Manhattan%	56
St. Peter's#	67
Colgate#	56
Rider	92
Cornell	83
Delaware	88
Towson State (Palestra)	62
Marist (Palestra)	67
@ Lafayette	80
Lehigh	85
King's College	55
@ Hofstra	43
@ Bucknell	92
@ Delaware	76
@ Towson State	74
Lafayette (Palestra)	48
Lehigh	86
Hofstra	56
@ Villanova	90
Bucknell	98
@ Rider	97
@ Towson State^	74

\*Manufacturers Hanover Classic, New Rochelle, N.Y.  
%Spindletop Blowout Classic, Beaumont, Texas  
#Naismith Memorial Classic, Springfield, Mass.  
^East Coast Conference Tournament, Towson, Md.

## 1990-91 (12-16)

Head Coach: Eddie Burke

DU	OPP
83 @ Penn State	86
71 @ Villanova	92
96 St. Joseph's	108
62 @ Boston College#	83
88 Wagner#	79
68 @ Lafayette*	71
62 @ Maine*	87
92 Manhattan	83
85 Lamar+	99
72 Arkansas State+	86
87 @ Delaware*	95
85 Lafayette*	65
73 @ Bucknell*	87
71 @ Hofstra*	78
90 Northeastern	98
85 Central Connecticut State*	69
70 Towson State*	72
71 @ Rider*	70
81 Lehigh*	76
75 Maryland-Baltimore County*	63
71 Delaware*	72
68 Hofstra*	61
93 @ Long Island	77
78 @ Towson State*	75
88 @ Central Connecticut State*	63
73 @ UMBC*	77
75 Rider*	72
68 Rider ^	71

\*East Coast Conference game  
#Boston College Basketball Classic, Boston, Mass.  
^East Coast Conference Tournament, Towson, Md.



# YEAR-BY-YEAR RESULTS

## 1986-87 (14-14)

Head Coach: Eddie Burke

DU	OPP
75 Boston University#	105
98 Georgia State#	89
58 @ Temple	78
67 St. Joseph's	82
91 @ Long Island University	79
50 Villanova	62
81 Colorado State%	87
60 William & Mary%	58
82 @ King's College	83
90 Lafayette (2 OT)	85
79 @ Bucknell	74
76 Lehigh	73
91 Boston University	80
83 Navy (Palestra)	86
82 Bucknell	104
95 @ Rider	90
78 Delaware	78
84 Hofstra	51
54 Towson State	79
64 @ Lafayette	67
70 @ Lehigh	95
86 @ Hofstra	81
94 @ Towson State	76
82 William & Mary	92
90 Rider	75
86 @ Delaware	73
74 @ Central Connecticut State	109
98 Lehigh (2 OT)^	

#IPTAY Tournament, Clemson, S.C.  
%First Tulsa Classic, Tulsa, Okla.  
^East Coast Conference Tournament, Towson, Md.

## 1984-85 (10-18)

Head Coach: Eddie Burke

DU	OPP
62 @ Temple	75
@ Navy	91
@ William & Mary	81
East Carolina	73
Southwestern Louisiana*	71
Northwestern Louisiana*	82
@ Tulsa	86
@ Richmond	85
Hofstra+	85
Boston University+	62
@ Delaware	75
Lafayette	58
Towson State	73
Rider (OT)	76
@ Bucknell	60
Villanova (Palestra)	63
Lehigh	73
St. Peter's	75
@ Lafayette	69
Delaware	67
Loyola (MD)	92
@ Towson State	61
Hofstra	66
@ Rider	53
Bucknell	67
@ Niagara	73
@ Lehigh	69
Lehigh ^	58

\*Budweiser Bayou Classic, Lafayette, La.  
+Orange Bowl Classic, Miami, Fla.

## 1982-83 (14-15)

Head Coach: Eddie Burke

DU	OPP
51 Delaware	44
@ Towson State	62
Loyola (Md.)	58
Maine	53
@ Robert Morris	62
Bethune-Cookman*	66
@ Florida Southern* (OT)	63
@ Wake Forest	89
St. Francis (Pa.)	64
Georgia State+	58
@ Fairfield+ (OT)	64
Ramapo State College	50
@ Lehigh	53
@ Northeastern	57
@ Temple	77
Lafayette	47
@ Niagara	73
Fairleigh Dickinson	70
@ Dayton	82
@ American	57
@ Southwestern Louisiana	86
@ Hofstra	74
Allentown College	50
@ Vermont	72
@ Bucknell	60
Rider	57
La Salle	63
Towson State^	67
@ Rider^	60

\*Citrus Tournament, Lakeland, Fla.  
+Bankers Classic, Fairfield, Conn.  
^East Coast Conference Tournament

## 1980-81 (14-13)

Head Coach: Eddie Burke

DU	OPP
50 Delaware	43
@ Long Island University	80
@ West Chester	58
St. Francis (N.Y.)	57
@ U.S. International (OT)	64
@ Southern California	82
Catholic University	57
Marist	50
Boston University	63
@ Lehigh	58
@ Northeastern	77
@ Bucknell	55
Rider	60
Lafayette	64
Fairleigh Dickinson	69
@ Maine	57
@ Niagara	60
@ Temple	84
St. Joseph's (Palestra)	94
@ Penn State	71
@ American (Fort Myers, Va.)	85
@ Hofstra	73
Loyola (Md.)	51
La Salle	63
@ Wagner	73
@ La Salle^	66
@ American^ (Fort Myers, Va.)	62

^East Coast Conference Playoffs

## 1985-86 (19-12)

Head Coach: Eddie Burke

DU	OPP
@ Villanova	66
Temple	64
@ William & Mary	57
Niagara	70
Long Island University	82
Central Connecticut State*	65
Coppin State*	66
Samford#	77
Florida International#	59
@ Loyola (MD)	86
@ Lehigh	79
Central Connecticut State	72
@ Boston University	80
@ Hofstra (OT)	88
@ Bucknell	69
Rider	74
@ Delaware (OT)	89
King's College	65
@ Towson State	63
Lafayette	67
Lehigh	77
Hofstra	66
Bucknell	68
@ Rider	76
Delaware	85
Towson State	64
@ Lafayette	61
Delaware ^	81
Lafayette ^	69
Hofstra^	76
Louisville+	93

\*Pepsi-Poughkeepsie Classic, Poughkeepsie, N.Y.  
#Jaycee Runnin' Joe Classic, Jonesboro, Ark.  
^East Coast Conference Tournament, Towson, Md.  
+NCAA West Regional, Ogden, Utah

## 1983-84 (17-12)

Head Coach: Eddie Burke

DU	OPP
60 Temple	61
@ Delaware	55
Lehigh	58
@ Bucknell	66
@ East Carolina	51
@ Ball State*	60
Butler*	67
Lafayette	58
American	48
Niagara	55
@ Lehigh	55
@ Towson State	57
@ St. Peter's	79
@ Lafayette	73
William & Mary	59
Vermont	66
@ Maine	89
@ American	69
@ Loyola (Md.)	95
Rider	61
Delaware	69
Towson State	56
Bucknell	66
@ Rider	78
@ Hofstra (OT)	73
Delaware ^	72
Rider^	60

\*Cardinal Varsity Club Classic, Muncie, Ind.  
^East Coast Conference Tournament, Towson, Md.

## 1981-82 (19-11)

Head Coach: Eddie Burke

DU	OPP
@ Delaware	49
West Chester	64
Vermont*	75
Bucknell*	76
@ Boston University	76
@ St. Francis (PA)	67
@ Providence	61
Alaska+	63
Austin Peay+	57
@ Marist (OT)	66
American	75
Allentown	51
Lehigh	51
Northeastern	68
Bucknell	62
@ Loyola (MD)	73
@ Lafayette (OT)	64
@ Fairleigh Dickinson	67
Maine	57
Niagara	65
Temple	64
St. Joseph's	93
Hofstra	63
@ Rider	52
Robert Morris	77
La Salle (Palestra)	55
@ Delaware ^	49
@ Temple ^	61
American# (OT)	68
St. Joseph's#	65

\*James Madison Invitational, Harrisonburg, Va.  
+Music City Festival, Nashville, Tenn.  
^East Coast Conference Playoffs  
#East Coast Conference Playoffs at the Palestra

## 1979-80 (12-15)

Head Coach: Eddie Burke

DU	OPP
@ Delaware	61
@ Rutgers (OT)	69
Long Island University	70
West Chester	60
@ St. Francis (N.Y.)	67
Southern Illinois*	62
@ Alabama-Birmingham*	103
@ Lafayette	63
Wagner College#	100
@ Fairfield#	65
@ Rider	69
@ St. Joseph's	71
Bucknell	73
Lehigh	77
Northeastern	73
U.S. International	71
@ La Salle	65
Hofstra	79
@ Fairleigh Dickinson	72
Temple	59
@ Villanova	94
@ Catholic	88
@ Dayton	79
American	83
@ West Virginia	89
Wagner	66
@ La Salle^	87

\*Alabama-Birmingham Classic, Birmingham, Ala.  
#Fairfield Boys Classic, Fairfield, Conn.  
^East Coast Conference Playoffs

# YEAR-BY-YEAR RESULTS



## 1978-79 (18-9) Head Coach: Eddie Burke

DU	OPP
45 Widener	33
68 Delaware	55
74 @ Long Island University	68
75 @ Colorado State	73
74 @ University of Denver	72
78 Florida Southern*	66
69 @ Lafayette*	61
64 Rider	52
70 Lafayette	58
77 @ West Chester	61
66 @ Bucknell	67
69 @ Lehigh	62
81 @ Northeastern	73
76 @ American	94
72 La Salle	88
69 Fairleigh Dickinson	57
73 Temple (Palestra)	95
52 St. Joseph's	62
61 @ Rutgers	87
73 @ Hofstra	68
58 @ Philadelphia Textile	57
94 Catholic University	75
75 @ Wagner	90
60 @ Alabama-Birmingham	77
89 St. Francis (N.Y.) (OT)	80
66 @ American^	55
57 @ Temple ^	61

\*Lafayette Tournament, Easton, Pa.  
^East Coast Conference Playoffs

## 1977-78 (13-13) Head Coach: Eddie Burke

DU	OPP
78 @ Delaware	91
102 Sacred Heart*	91
80 @ Rider*	79
78 Long Island University	76
78 University of Chicago	54
77 West Chester (OT)	81
78 @ St. Francis (N.Y.)	86
69 Northeastern#	77
81 @ Bentley#	82
57 American	58
90 Rider	77
79 La Salle (Palestra)	80
72 @ Gettysburg	59
89 Bucknell	68
62 Lehigh	59
78 Northeastern (2 OT)	80
54 @ Fairleigh Dickinson	62
70 Temple	88
88 @ St. Joseph's	77
54 @ Widener	62
58 Philadelphia Textile	45
71 @ Catholic University	70
115 @ Siena (3 OT)	126
109 Wagner	77
82 Hofstra	76
80 St. Joseph's^ (OT)	90

\*Governor's Classic, Lawrenceville, N.J.  
#Bentley Christmas Tournament, Waltham, Mass.

## 1976-77 (11-13) Head Coach: Ray Haesler

DU	OPP
75 Glassboro State	74
78 Delaware	77
68 Siena	59
72 @ Long Island University	57
68 @ Rutgers	83
69 Amherst*	63
96 Albright*	66
58 @ Rider	63
50 @ West Chester	62
51 La Salle	55
79 Gettysburg	59
70 @ Bucknell	63
63 @ Lehigh	58
70 @ Hofstra	76
72 @ American	79

## 1975-76 (17-6) Head Coach: Ray Haesler

DU	OPP
@ Princeton	67
70 @ Widener (2 OT)	64
60 @ Delaware	61
67 Long Island University	69
93 West Chester	71
74 Howard*	66
62 Morgan State*	54
64 Rider	61
74 La Salle (Palestra)	66
66 @ Gettysburg	50
72 @ Swarthmore	49
69 Lehigh	53
62 Hofstra	63
61 Bucknell	55
76 Wagner	56
67 St. Joseph's (Palestra)	66
103 @ Ursinus	52
67 Iona	62
55 American	42
50 Philadelphia Textile	68
76 Albright	58
54 @ Glassboro State	53
54 Temple (Palestra)	58

\*Baltimore Kiwanis Tournament, Baltimore, Md.

## 1974-75 (12-11) Head Coach: Ray Haesler

DU	OPP
76 East Stroudsburg	66
48 Widener	43
59 Glassboro State	55
54 @ Long Island University	56
73 @ Wagner	65
61 @ Iona	66
66 Delaware	64
57 @ Rider	65
47 Swarthmore	40
50 @ Colgate	46
53 @ West Chester	55
60 Gettysburg	55
64 @ Bucknell	68
59 @ Hofstra	80
83 @ Johns Hopkins	79
63 La Salle	80
51 St. Joseph's	55
63 Franklin & Marshall	56

## 1971-72 (11-14) Head Coach: Ray Haesler

DU	OPP
76 @ American (OT)	77
54 57 @ Philadelphia Textile	66
46 85 @ Albright (OT)	78
62 60 @ Lehigh	54
69 47 Temple (Palestra)	69

DU	OPP
50 @ Widener	61
55 @ East Stroudsburg	56
63 Wagner	57
52 @ Glassboro State	55
69 Bridgeport*	64
103 @ Merrimack*	85
70 @ Delaware	78
70 Rider	50
61 75 @ Swarthmore	57
73 Lehigh	41
49 Bucknell	52
75 La Salle (Palestra)	83
75 @ Gettysburg	60
50 @ St. Joseph's	78
66 72 West Chester	64
50 55 Colgate (Palestra)	44
43 Temple	62
57 Johns Hopkins	55
62 American	69
101 Hofstra	92
78 @ Ursinus	54
66 78 @ Franklin & Marshall	63
69 Philadelphia Textile	64
72 Albright	62

\*Merrimack Christmas Tournament, North Andover, Mass.

## 1972-73 (14-7) Head Coach: Ray Haesler

DU	OPP
78 @ American	86
69 Widener	40
62 Glassboro State	51
67 Trenton State*	65
68 Philadelphia Textile*	76
78 @ Muhlenberg	65
60 @ West Chester	47
82 Swarthmore	63
53 St. Joseph's (Palestra)	68
68 Philadelphia Textile*	65
78 @ Lehigh	71
62 Gettysburg	71
69 @ Hofstra	64
62 @ Rider	56
84 @ Johns Hopkins	70
63 @ Temple	97
57 La Salle	72
83 Ursinus	56
94 Franklin & Marshall	71
66 @ Philadelphia Textile	73
69 @ Albright	58
71 Delaware	61

\*Governor's Classic, Lawrenceville, N.J.

## 1970-71 (7-14) Head Coach: Frank Szymanski

DU	OPP
67 Delaware Valley College	63
74 West Virginia Tech*	63
86 @ Washington and Lee*	72
56 American	85
53 @ Philadelphia Military College	69
72 Lehigh	74
67 @ Albright#	79
88 Williams College# (OT)	89
93 Muhlenberg	75
61 West Chester	64
@ Swarthmore	58
84 Moravian	57
@ St. Joseph's	87
@ Gettysburg	77
@ Bucknell	63
Rider	88
46 Temple	53
83 Johns Hopkins	64
67 La Salle	64
77 Delaware	75
@ Ursinus	59
68 Philadelphia Textile	82
62 Hofstra	64
@ Delaware	94
51 @ Franklin & Marshall	68

\*Washington and Lee Invitational Tournament, Lexington, Va.  
#Albright College Invitational Tournament, Reading, Pa.

## 1970-71 (7-14) Head Coach: Frank Szymanski

DU	OPP
66 @ Delaware Valley College	70
62 Philadelphia Military Colleges	55
64 @ American	91
61 @ Hofstra	74
74 @ Lehigh	76
51 Towson State*	59
60 @ Bloomsburg*	63
76 Delaware	77
69 @ Muhlenberg	80
55 @ West Chester	61
105 Swarthmore	64
68 @ Moravian	78
65 74 St. Joseph's (Pa.)	84
70 Gettysburg	68
63 La Salle	81
80 @ Rider	88
53 @ Temple	54
97 Haverford	72
74 @ John Hopkins	77
48 @ Delaware	72
93 Scranton	74
60 Ursinus	62
64 Franklin and Marshall	60
66 @ Philadelphia Textile	83

\*Berwick Tournament, Bloomsburg, Pa.

# 1,000 POINT SCORERS/COACHES



**Michael Anderson**  
2,208 points



**John Rankin**  
2,111 points



**Malik Rose**  
2,024 points



**Joe Linderman**  
1,816 points



**Mike DeRocckis**  
1,620 points



**Bob Stephens**  
1,612 points




**Todd Lehmann**  
1,546 points




**Michael Thompson**  
1,505 points




**Brian Holden**  
1,485 points



**Phil Goss**  
1,473 points



**Mike Kouser**  
1,436 points



**Jeff Myers**  
1,430 points



**David Broadus**  
1,371 points



**Len Hatzenbeller**  
1,364 points



**Randy Burkert**  
1,265 points



**Richard Congo**  
1,228 points



**Jonathan Raab**  
1,222 points




**Walter Fuller**  
1,159 points



**Casper Cooper**  
1,124 points




**Ron Coley**  
1,098 points



**Mike Wisler**  
1,083 points



**Michael Mitchell**  
1,069 points



**Stephen Starks**  
1,048 points



**Tim Whitworth**  
1,039 points



**Greg Newman**  
1,016 points



**Robert Battle**  
1,009 points



## CAREER COACHING VICTORIES

Coach (seasons)	Victories	Winning Pct.
1. Sam Cozen (16)	213	.694 (213-94)
2. Eddie Burke (14)	205	.520 (205-189)
3. Bill Herrion (8)	167	.702 (167-71)
<b>4. Bruiser Flint (5)</b>	<b>83</b>	<b>.561 (83-65)</b>
5. Ray Haesler (6)	80	.571 (80-60)

## CAREER GAMES COACHED

Coach (seasons)	Victories	Winning Pct.
1. Eddie Burke (14)	394	205-189
2. Sam Cozen (16)	307	213-94
3. Bill Herrion (8)	238	167-71
<b>4. Bruiser Flint</b>	<b>148</b>	<b>83-65</b>
5. Ray Haesler (6)	140	80-60
6. Walter Halas (7)	130	52-78

## Head Coaches

Coach	Seasons	Years	Games	W-L	Pct.
John Gray	1	1894-95	9	7-2	.778
F. Knight	1	1895-96	1	0-1	.000
No Coach	5	1900-05	20	5-15	.250
W.S. Brokaw	2	1905-07	28	21-7	.750
F. Bennett	1	1907-08	17	7-10	.412
G. Doughty	1	1908-09	3	1-2	.333
No Coach	1	1909-10	9	2-7	.222
Frank Griffin	3	1910-13	30	15-15	.500
No Coach	1	1913-14	2	2-0	1.000
E.L. Lucas	3	1914-17	29	15-14	.517
No Coach	1	1917-18	2	0-2	.000
James Barrett	2	1918-20	22	12-10	.546
William McAvoy	2	1920-22	26	12-14	.462
Harry O'Brien	3	1922-25	37	16-21	.432
Ernest Lange	2	1925-27	30	11-19	.367
Walter Halas	7	1927-34	130	52-78	.400
Ernest Lange	6	1934-40	93	30-63	.323
Lawrence Mains	3	1940-43	43	26-17	.605
Maury McMains	1	1943-44	5	3-2	.600
John Marino	1	1944-45	13	2-11	.154
Ralph Chase	4	1945-49	68	28-40	.412
Harold Kollar	3	1949-52	52	25-27	.481
Samuel Cozen	16	1952-68	307	213-94	.694
Robert Morgan*	0	1967-68	9	2-7	.222
Frank Szymanski	3	1968-71	65	26-39	.400
Ray Haesler	6	1971-77	140	80-60	.571
Edward Burke	14	1977-91	394	205-189	.520
Bill Herrion	8	1991-99	238	167-71	.702
Steve Seymour	2	1999-01	57	28-29	.491
James "Bruiser" Flint	4	2001-06	148	83-65	.561
<b>Totals</b>	<b>108</b>	<b>1894-2006</b>	<b>2027</b>	<b>1096-931</b>	<b>.541</b>

# ALL TIME RECORDS

## CAREER RECORDS

*Robert Battle is second on the Drexel career shot-blocking list with 246.*

### Career Scoring

Name	Years	G	FGM	3FG	FTM	Points
1. Michael Anderson	1984-88	115	720	63	705	2208
2. John Rankin	1985-89	110	854	0	403	2111
3. Malik Rose	1992-96	120	733	7	551	2024
4. Joe Linderman	1996-01	110	678	3	457	1816
5. Mike DeRocckis	1996-99	119	521	313	265	1620
6. Bob Stephens	1975-79	99	646	0	320	1612
7. Todd Lehmann	1986-90	112	457	285	347	1546
8. Michael Thompson	1988-92	107	537	114	317	1505
9. Brian Holden	1992-95	89	434	204	413	1485
10. Phil Goss	2001-05	116	494	306	179	1473
11. Mike Kouser	1997-01	111	499	165	273	1436
12. Jeff Myers	1994-97	92	455	139	381	1430
13. David Broadus	1976-80	100	567	0	237	1371
14. Len Hatzenbeller	1977-81	107	502	0	360	1364
15. Randy Burkert	1978-82	111	455	0	355	1265
16. Richard Congo	1981-84	88	503	0	222	1228
17. Jonathan Raab	1988-92	111	502	0	218	1222
18. Walter Fuller	1982-86	116	452	0	255	1159
19. Casper Cooper	1983-87	116	438	0	242	1124
20. Ron Coley	1968-71	65	423	0	252	1098
21. Mike Wisler	1990-94	116	364	232	123	1083
22. Michael Mitchell	1980-84	115	439	0	191	1069
23. Stephen Starks	1997-01	101	403	86	156	1048
24. Tim Whitworth	1999-04	102	397	142	103	1039
25. Greg Newman	1971-74	62	382	0	252	1016
26. Robert Battle	1999-03	109	345	0	319	1009
27. Bob Buckley	1954-57	54	320	0	359	999
28. Mike McCurdy	1962-65	67	416	0	139	971



### Career Field Goals

Name	Years	G	FGM
1. John Rankin	1985-89	110	854
2. Malik Rose	1992-96	120	733
3. Michael Anderson	1984-88	115	720
4. Joe Linderman	1996-01	110	678
5. Bob Stephens	1975-79	99	643
6. David Broadus	1976-80	100	567
7. Michael Thompson	1988-92	107	537
8. Mike DeRocckis	1996-99	119	521
9. Richard Congo	1981-84	88	503
10. Len Hatzenbeller	1977-81	107	502
11. Jonathan Raab	1988-92	111	502
12. Phil Goss	2001-05	115	490
13. Mike Kouser	1997-01	111	499
14. Todd Lehmann	1986-90	112	457
15. Jeff Myers	1994-97	92	455
16. Randy Burkert	1978-82	111	455
17. Walter Fuller	1982-86	116	452
18. Michael Mitchell	1980-84	115	439

### Career 3-Point Field Goals Made

Name	Years	G	3FG
1. Mike DeRocckis	1996-99	119	313
2. Phil Goss	2001-05	116	306
3. Todd Lehmann	1986-90	112	285
4. Mike Wisler	1990-94	116	232
5. Brian Holden	1992-95	89	204
6. Mike Kouser	1997-01	111	165
7. Clarence Armstrong	1988-92	114	156
<b>8. Dominick Mejia</b>	<b>2004-06</b>	<b>53</b>	<b>143</b>
9. Tim Whitworth	1999-04	102	142
10. Jeff Myers	1994-97	92	139
11. Michael Thompson	1988-92	107	114
12. Jeremiah King	2001-05	113	106
13. Danny Hinds	2001-05	106	86
Stephen Starks	1997-01	101	86
15. Tom Dearborn	1997-00	98	85
16. Chuck Guittar	1995-97	62	83
17. Chris Arizin	1985-90	99	79
18. Bryant Coursey	1997-00	107	76
<b>19. Bashir Mason</b>	<b>2003-06</b>	<b>88</b>	<b>70</b>
20. Ashley Howard	1999-01	57	65

# ALL TIME RECORDS

## Career Free Throws Made

Name	Years	G	3FT
1. Michael Anderson	1984-88	115	705
2. Malik Rose	1992-96	120	551
3. Joe Linderman	1996-01	110	457
4. Brian Holden	1992-95	89	413
5. John Rankin	1985-89	110	403
6. Jeff Myers	1994-97	92	381
7. Len Hatzenbeller	1977-81	107	360
8. Bob Buckley	1954-57	54	359
9. Randy Burkert	1978-82	111	355
10. Todd Lehmann	1986-90	112	347
11. Bob Morgan	1958-61	53	346
12. Bob Stephens	1975-79	99	320
13. Robert Battle	1999-03	109	319
14. Michael Thompson	1988-92	107	317
15. Mike Kouser	1997-01	111	273
16. Mike DeRocckis	1996-99	119	265
17. Cornelius Overby	1992-96	113	264
18. Walter Fuller	1982-86	116	255
19. Greg Newman	1971-74	62	252
20. Ron Coley	1968-71	65	252

## Career Rebounding

Name	Years	Games	Reb.
1. Malik Rose	1992-96	120	1514
2. Bob Stephens	1975-79	99	1316
3. John Rankin	1985-89	110	886
4. Mike Kouser	1997-01	111	858
5. Joe Linderman	1996-01	110	808
6. Steve Lilly	1968-72	64	749
7. Len Hatzenbeller	1977-81	107	749
8. Jonathan Raab	1988-92	111	722
9. Bob Ferguson	1963-66	68	716
9. David Broadus	1976-80	100	694
Michael Mitchell	1980-84	115	694
11. Michael Anderson	1984-88	115	689
12. Dan Promislo	1951-54	52	677
13. Randy Burkert	1978-82	111	655
14. Casper Cooper	1983-87	116	655
15. Robert Battle	1999-03	109	639
16. Bob Buckley	1954-57	54	632

## Career Assists

Name	Years	G	Ast
1. Michael Anderson	1984-88	115	724
2. Todd Lehmann	1986-90	112	668
3. Clarence Armstrong	1988-92	104	422
4. Bryant Coursey	1997-00	107	410
5. John Siorek	1979-83	113	389
6. Brian Holden	1992-94	89	379
<b>7. Bashir Mason</b>	<b>2003-06</b>	<b>88</b>	<b>363</b>
8. Jeremiah King	2001-05	112	358
9. Chris O'Brien	1982-86	105	352
10. Randy Burkert	1978-82	111	341
11. Jeff Myers	1994-97	92	328
12. Mike DeRocckis	1996-99	119	304
13. Cornelius Overby	1992-96	113	303
14. Walter Fuller	1982-86	116	298
15. Eric Schmieder	1999-03	79	295
16. Ray James	1974-78	93	288
17. Greg Gaffney	1996-99	118	282
18. Joe Conahan	1974-78	94	280
19. Phil Goss	2001-05	116	274
20. Jim Rullo	1990-94	107	247



*Todd Lehmann led the NCAA in assists per game in 1990*

# ALL TIME RECORDS

## Career Field-Goal Percentage\*

Name	Years	G	FGM	FGA	Pct.
1. Jonathan Raab	1988-92	111	502	832	.603
2. Joe Linderman	1997-01	110	678	1203	.564
3. Malik Rose	1992-96	120	733	1335	.549
4. John Rankin	1985-89	110	854	1566	.545
5. Richard Congo	1981-84	88	503	926	.543
6. Len Hatzenbeller	1977-81	107	502	1016	.494
7. Ron Coley	1968-71	65	423	859	.492
8. Bob Stephens	1975-79	99	646	1326	.487
9. David Broadus	1976-80	100	567	1168	.485
10. Michael Anderson	1984-88	115	720	1505	.478

\*minimum 4 made per game played

## Career Blocked Shots

Name	Years	G	Blocks
1. Bob Stephens	1975-79	99	404
2. Robert Battle	1999-03	109	246
<b>3. Chaz Crawford</b>	<b>2003-06</b>	<b>89</b>	<b>224</b>
4. John Rankin	1985-89	110	207
5. Mike Mitchell	1980-84	115	163
6. Malik Rose	1992-96	120	121
7. Len Hatzenbeller	1977-81	107	87
8. Jonathan Raab	1988-92	111	63
9. Richard Congo	1981-84	88	59
Sean Brooks	2000-05	105	59

## Career Free-Throw Percentage\*


Name	Years	G	FTM	FTA	Pct.
1. Mike DeRocckis	1996-99	119	265	317	.836
2. Todd Lehmann	1986-90	112	347	421	.824
3. Brian Holden	1992-95	89	413	510	.810
4. Walter Fuller	1982-86	116	255	317	.804
5. Ron Coley	1968-71	65	252	315	.800
6. Jim Rullo	1990-94	107	208	263	.791
7. Derrick Joynes	1978-82	96	239	305	.784
8. Clarence Armstrong	1988-92	114	238	307	.775
9. Michael Thompson	1988-92	107	317	417	.760
10. Bob Morgan	1958-61	53	346	457	.757

\*minimum 2 made per game played and two seasons

## Career Three-Point Percentage

Name	Years	G	FGM	FGA	Pct.
1. Brian Holden	1992-95	89	204	499	.409
2. Mike Wisler	1990-94	116	232	569	.408
3. Mike DeRocckis	1996-99	119	313	777	.403
<b>4. Dominick Mejia</b>	<b>2004-06</b>	<b>53</b>	<b>143</b>	<b>356</b>	<b>.402</b>
5. Stephen Starks	1997-01	101	86	220	.391
6. Michael Thompson	1988-92	107	114	292	.390
7. Todd Lehmann	1986-90	112	285	738	.386
8. Tim Whitworth	1999-04	102	142	370	.384
9. Clarence Armstrong	1988-92	114	155	406	.382
10. Phil Goss	2001-05	116	306	806	.380

\*minimum 200 attempts



*Bob Stephens had 404 blocked shots in his career at Drexel*

# ALL TIME RECORDS

## Career Steals

Name	Years	G	Steals
1. Michael Anderson	1984-88	115	341
2. Chris O'Brien	1982-86	105	185
3. Phil Goss	2001-05	116	166
<b>4. Bashir Mason</b>	<b>2003-06</b>	<b>88</b>	<b>153</b>
5. John Siorek	1979-83	113	149
6. Randy Burkert	1978-82	111	148
7. Jeff Myers	1994-97	92	132
8. Casper Cooper	1983-87	116	121
9. John Rankin	1985-89	110	116
10. Brian Holden	1992-95	89	115
11. Walter Fuller	1982-86	116	110
12. Cornelius Overby	1992-96	113	109
13. Bryant Coursey	1997-00	107	106
Jeremiah King	2001-05	113	106
Michael Thompson	1988-92	107	106
16. Todd Lehmann	1986-90	112	104
17. Jim Rullo	1990-94	107	93
18. Malik Rose	1992-96	120	92
19. Mike Kouser	1997-01	111	91
20. Eric Schmieder	2000-03	79	90

## Career Scoring Average

Name	Years	Games	Points	Avg.
1. Michael Anderson	1984-88	115	2208	19.2
2. John Rankin	1985-89	110	2111	19.2
3. Bob Buckley	1954-57	54	999	18.5
4. Bob Morgan	1958-61	53	944	17.8
5. Ron Coley	1968-71	65	1098	16.9
6. Malik Rose	1992-96	120	2024	16.9
7. Brian Holden	1992-95	89	1485	16.7
8. Joe Linderman	1996-01	110	1816	16.5
9. Greg Newman	1971-74	62	1016	16.4
10. Bob Stephens	1975-79	99	1612	16.3

## Career Assist Average

Name	Years	G	Ast.	Avg.
1. Michael Anderson	1984-88	115	724	6.30
2. Alfred MacCart	1950-52	36	216	6.00
3. Todd Lehmann	1986-90	112	668	5.96
4. Brian Holden	1992-95	89	379	4.26
<b>5. Bashir Mason</b>	<b>2003-06</b>	<b>88</b>	<b>363</b>	<b>4.13</b>
6. Bryant Coursey	1997-90	107	410	3.83
7. Eric Schmieder	2000-03	48	160	3.73
8. Clarence Armstrong	1988-92	114	422	3.70
9. Jeff Myers	1994-97	92	328	3.57
10. John Siorek	1979-83	113	389	3.44

## Career Rebounding Average

Name	Years	G	Reb.	Avg.
1. Bob Stephens	1975-79	99	1316	13.3
2. Dan Promislo	1951-54	52	677	13.0
3. Malik Rose	1992-96	120	1514	12.6
4. Bob Buckley	1954-57	54	632	11.7
5. Steve Lilly	1968-72	64	749	11.7
6. Bob Ferguson	1963-66	68	716	10.5

## SINGLE SEASON RECORDS

### Scoring

Name	Year	G	FGM	3FG	FTM	Pts
1. Michael Anderson	1987-88	28	224	35	187	670
2. John Rankin	1988-89	28	266	0	130	662
3. Malik Rose	1995-96	31	219	7	182	627
4. Len Hatzenbeller	1980-81	27	214	0	161	589
5. Malik Rose	1994-95	30	216	0	152	584
6. Michael Anderson	1985-86	31	187	0	208	582
7. Jeff Myers	1995-96	31	191	61	138	581
8. Michael Anderson	1986-87	28	182	28	171	563
9. John Rankin	1987-88	27	215	0	98	528
10. Stephen Starks	2000-01	27	201	50	73	525
11. Joe Linderman	1997-98	28	200	0	116	516
12. Brian Holden	1994-95	30	151	71	138	511
Bob Stephens	1978-79	27	203	0	105	511
14. Michael Thompson	1990-91	28	176	59	97	508
15. Jeff Myers	1996-97	31	149	44	162	504
16. Michael Thompson	1991-92	30	173	44	104	494
17. Brian Holden	1992-93	29	141	58	149	489
18. Brian Holden	1993-94	30	142	75	126	485
19. Richard Congo	1983-84	29	187	0	106	480
20. Mike Kouser	2000-01	27	161	48	105	475
21. Dominick Mejia	2005-06	31	152	92	78	474
22. Robert Battle	2002-03	31	157	0	153	467
23. John Rankin	1985-86	31	191	0	84	466
24. Greg Newman	1973-74	24	180	0	105	465
Todd Lehmann	1989-90	28	148	82	87	465

# ALL TIME RECORDS

## Scoring Average

Name	Year	G	Pts.	Avg.
1. Michael Anderson	1987-88	28	670	23.9
2. John Rankin	1988-89	28	662	23.6
3. Len Hatzenbeller	1980-81	27	589	21.8
4. Bob Buckley	1956-57	17	344	20.2
5. Malik Rose	1995-96	31	627	20.2
6. Michael Anderson	1986-87	28	563	20.1
7. Stephen Starks	2000-01	27	525	19.4
8. Jack Lindeman	1967-68	21	412	19.6
9. Bob Buckley	1954-55	19	372	19.6
10. John Rankin	1986-87	27	528	19.6

## 3-Point Field-Goal Percentage (min. 1/game)

Name	Year	G	3FG	3FGA	Pct.
1. Tim Whitworth	2003-04	28	61	119	.513
2. Mike DeRocckis	1995-96	31	85	178	.478
3. Brian Holden	1992-93	29	58	122	.475
<b>4. Dominick Mejia</b>	<b>2004-05</b>	<b>21</b>	<b>47</b>	<b>99</b>	<b>.475</b>
5. Michael Thompson	1990-91	28	59	133	.444
6. Eric Schmieder	2002-03	31	47	108	.435
7. Stephen Starks	2000-01	27	50	117	.427
8. Jeff Myers	1995-96	31	61	143	.427
9. Mike Wisler	1993-94	30	86	202	.426
10. Mike Wisler	1992-93	29	65	156	.417

## Rebounding

Name	Year	G	Reb.
1. Malik Rose	1995-96	31	409
2. Malik Rose	1994-95	30	404
3. Malik Rose	1993-94	30	371
4. Bob Stephens	1978-79	27	360
5. Bob Stephens	1976-77	23	340
Joe Hertich	1966-67	23	340
7. Malik Rose	1992-93	29	330
8. Steve Lilly	1970-71	23	327
9. Bob Stephens	1977-78	26	309
10. Bob Stephens	1975-76	23	307

## Assists

Name	Year	G	Asts.
1. Todd Lehmann	1989-90	28	260
2. Michael Anderson	1985-86	31	225
3. Michael Anderson	1987-88	28	197
4. Todd Lehmann	1988-89	28	191
5. Alfred MacCart	1951-52	19	169
6. Clarence Armstrong	1991-92	30	165
7. Michael Anderson	1986-87	28	164
8. Brian Holden	1992-93	29	160
9. Clarence Armstrong	1990-91	28	157
10. Eric Schmieder	2001-02	28	147
11. Bryant Coursey	1999-00	30	142
12. Michael Anderson	1984-85	28	138
13. Brian O'Loughlin	1978-79	25	137
14. Eric Schmieder	2002-03	31	135
<b>Bashir Mason</b>	<b>2005-06</b>	<b>31</b>	<b>135</b>
16. Bryant Coursey	1998-99	29	133
17. Ashley Howard	2000-01	27	132
<b>18. Bashir Mason</b>	<b>2003-04</b>	<b>29</b>	<b>129</b>
19. John Siorek	1982-83	29	128
20. Jim Rullo	1993-94	30	127

## Rebound Average

Name	Year	G	Reb.	Avg.
1. Dan Promislo	1951-52	19	288	15.2
2. Bob Buckley	1954-55	19	284	14.9
3. Joe Hertich	1966-67	23	340	14.8
Bob Stephens	1976-77	23	340	14.8
5. Steve Lilly	1970-71	23	327	14.2

## 3-Point Field Goals Made

Name	Year	G	3FG
<b>1. Dominick Mejia</b>	<b>2005-06</b>	<b>31</b>	<b>92</b>
2. Phil Goss	2003-04	29	90
3. Mike Wisler	1993-94	30	86
4. Mike DeRocckis	1995-96	31	85
5. Todd Lehmann	1987-88	28	84
6. Todd Lehmann	1989-90	28	82
Todd Lehmann	1988-89	28	82
8. Phil Goss	2004-05	29	81
9. Mike DeRocckis	1996-97	31	80
10. Mike DeRocckis	1997-98	28	77

## Steals

Name	Year	G	Steals
1. Michael Anderson	1985-86	31	92
2. Michael Anderson	1986-87	28	85
3. Michael Anderson	1984-85	28	84
4. Michael Anderson	1987-88	28	80
5. Chris O'Brien	1984-85	28	69
<b>6. Bashir Mason</b>	<b>2003-04</b>	<b>29</b>	<b>66</b>
7. Eric Schmieder	2002-03	31	57
8. Chris O'Brien	1983-84	27	56
9. Jeff Myers	1995-96	31	53
10. Randy Burkert	1981-82	30	52

# ALL TIME RECORDS

## Field-Goal Percentage

Name	Year	G	FGM	FGA	Pct.
1. Jonathan Raab	1990-91	28	193	301	.641
2. Joe Linderman	2000-01	27	146	244	.598
3. Sean Brooks	2003-04	29	154	258	.597
4. Malik Rose	1995-96	31	219	368	.595
5. Joe Linderman	1996-97	31	158	269	.587
6. Jonathan Raab	1989-90	28	118	201	.587
7. Joe Linderman	1998-99	25	168	295	.569
8. Malik Rose	1994-95	30	216	384	.563
9. John Rankin	1985-86	31	191	339	.563
10. Richard Congo	1983-84	29	187	332	.563

## Free-Throw Percentage (min. 2 per game)

Name	Year	G	FTM	FTA	Pct.
1. Jim Rullo	1991-92	30	68	77	.883
2. John Storek	1981-82	30	64	73	.877
3. Mike DeRocckis	1998-99	29	77	88	.875
4. Todd Lehmann	1987-88	28	94	109	.862
5. Derrick Joynes	1979-80	26	73	85	.859
6. Joe Boback	1979-80	26	59	69	.855
7. Ron Coley	1969-70	22	105	123	.854
8. Mike DeRocckis	1996-97	31	58	68	.853
9. Arthur Clark	1989-90	26	68	80	.850
10. Bob Morgan	1959-60	19	127	150	.847
11. Tom Betley	1977-78	26	60	71	.845
12. Chuck Guittar	1996-97	31	85	101	.842
13. Brian Holden	1992-93	29	149	177	.842
<b>14. Dominick Mejia</b>	<b>2005-06</b>	<b>31</b>	<b>78</b>	<b>93</b>	<b>.839</b>
15. Tom Petersen	1983-84	29	62	74	.838

## Assist Average

Name	Year	G	Asts.	Avg.
1. Todd Lehmann	1989-90	28	260	9.29
2. Alfred MacCart	1951-52	19	169	8.89
3. Michael Anderson	1985-86	31	225	7.26
4. Michael Anderson	1987-88	28	197	7.04
5. Todd Lehmann	1988-89	28	191	6.82
6. Michael Anderson	1986-87	25	164	5.86
7. Clarence Armstrong	1990-91	28	157	5.61
8. Brian Holden	1992-93	29	160	5.52
9. Clarence Armstrong	1991-92	30	165	5.50
10. Brian O'Loughlin	1978-79	25	137	5.48

## Blocked Shots

Name	Year	G	Blk.
1. Robert Battle	2002-03	31	116
2. Bob Stephens	1975-76	23	107
3. Bob Stephens	1978-79	27	106
4. Bob Stephens	1976-77	23	100
5. Bob Stephens	1977-78	26	91
Robert Battle	2001-02	28	91
<b>7. Chaz Crawford</b>	<b>2004-05</b>	<b>29</b>	<b>86</b>
<b>Chaz Crawford</b>	<b>2005-06</b>	<b>31</b>	<b>86</b>
9. Mike Mitchell	1983-84	29	70
10. John Rankin	1988-89	28	60
11. John Rankin	1985-86	31	59
<b>12. Chaz Crawford</b>	<b>2003-04</b>	<b>29</b>	<b>52</b>
13. John Rankin	1987-88	28	51
14. Mike Mitchell	1982-83	29	44
15. Malik Rose	1994-95	30	38

## DREXEL SINGLE-GAME TEAM RECORDS

### Points

<b>Game:</b>	115	vs. Siena (3 OT, 2/20/78)
<b>Regulation:</b>	109	vs. Wagner (2/22/78)
<b>Half:</b>	65	vs. New Hampshire (1/11/96)
	65	vs. Lafayette (1/7/87)
<b>Least Points, Half</b>	10	vs. Lebanon Valley (1st Half, 2/23/46)
<b>Overtime Period:</b>	18	vs. Delaware (3/8/84)
	18	vs. St. Francis, Pa. (12/12/92)
<b>Victory Margin:</b>	52	Drexel 95, Johns Hopkins 43(2/5/62)
	52	Drexel 90, Widener 38 (11/27/93)
<b>Combined Points:</b>	241	Siena 126, Drexel 115 (3 OT, 2/20/78)
<b>Opponents Most Points, Game:</b>	126	Siena (3 OT, 2/20/78)
<b>Opponents Most Points, Reg. Game:</b>	108	Saint Joseph's (11/28/90)
<b>Opponents Most Points, Half</b>	64	Saint Joseph's (2nd Half, 11/28/90)
<b>Opponents Least Points, Half</b>	10	Old Dominion (1st Half, 12/10/05)

### Three-Point Field Goals

<b>Game:</b>	16	vs. George Mason (1/26/02)
<b>Game Attempts:</b>	32	at Towson (2/4/06)
<b>Game Pct. (10 att.):</b>	.917	11-12 vs. Delaware (12/3/00)
<b>Game Pct. (10 made):</b>	.917	11-12 vs. Delaware (12/3/00)
<b>Consecutive Game With a 3-PT:</b>	424	2/15/92-present
<b>Opponents Game:</b>	16	Penn, (11/28/01)
<b>Opponents Attempted, game:</b>	37	Long Island University (2/11/91)
<b>Opponents Pct, game:</b>	.818	(9-11), UMBC (12/12/89)

# ALL TIME RECORDS

## Rebounds

<b>Game:</b>	89	vs. Delaware Valley, (12/7/63)
<b>Reb. Margin (Game):</b>	+29	at Princeton, 11/14/05 (46-17)
<b>Opponents, Game:</b>	59	Long Island (12/5/79)

## Steals

<b>Game:</b>	25	vs. Hofstra (2/11/85)
<b>Opponents, Game:</b>	21	Rider (2/5/84)

## Blocked Shots

<b>Game:</b>	20	vs. Chicago University (12/15/77)
<b>Opponents, Game:</b>	16	Villanova (12/16/89)

## Field Goals

<b>Game:</b>	51	vs. Siena (3 OT, 2/20/78)
<b>Regulation Game:</b>	48	vs. Wagner (2/22/78)
<b>Game Attempts:</b>	104	vs. Siena (3 OT, 2/20/78)
<b>Regulation Game Att.:</b>	99	vs. Delaware Valley (12/7/63)
<b>Best Game Percentage:</b>	.708	34-48 vs. Long Island University (12/9/86)

<b>Best Half Percentage:</b>	.826	19-23 vs. Wagner (2nd half, 2/28/81)
------------------------------	------	--------------------------------------

<b>Lowest FG Percentage, half:</b>	.136	vs. Charleston (12/29/94)
<b>Lowest FG%, game:</b>	.250	vs. Villanova (11/22/02)
<b>Opponents Best Percentage, game:</b>	.761	35-46 St. Peter's (1/28/85)
<b>Opponents Best Percentage, half:</b>	.826	19-23 Lafayette, 2nd Half (1/27/90)

<b>Opponents Lowest FG %, half:</b>	.120	Old Dominion (12/10/05)
<b>Opponents Lowest FG%, game:</b>	.250	Lafayette (2/13/88)

## Assists

<b>Game:</b>	36	vs. Siena (3 OT, 2/20/78)
<b>Regulation Game:</b>	31	vs. Hofstra (3/4/95)
<b>Opponents, Game:</b>	30	Wagner (2/20/79)

## Free Throws

<b>Game:</b>	44	vs. Delaware (2/26/05)
<b>Consecutive FTM:</b>	31	1/27/88-1/30/88
<b>Game Attempts:</b>	58	vs. Towson State (3/3/96)
	58	vs. Delaware (2/26/05)
<b>Game Percentage:</b>	1.000	17-17 vs. Hofstra (3/2/84)
	1.000	17-17 vs. Maine (2/28/93)

<b>Opponents FT:</b>	38	Siena (3 OT, 2/20/78)
<b>Opponents FT (Reg.):</b>	36	Saint Joseph's (11/28/89)
<b>Opponents FTA:</b>	52	Siena (3 OT, 2/20/78)
<b>Opponents, FTA (Reg.):</b>	48	Maine (1/28/84)
<b>Opponents, FT%:</b>	1.000	Delaware (1/3/70, 15-15)
		Maine (1/30/99, 13-13)
		William & Mary (2/7/04, 13-13)

## Personal Fouls

<b>Game:</b>	42	vs. Siena (3 OT, 2/20/78)
	42	vs. Swarthmore (1/12/52)

## Turnovers

<b>Least in one game:</b>	4	vs. Towson (1/23/06)
		vs. Towson (1/22/05)
		vs. Vermont (2/14/92)
		vs. Widener (11/27/93)

## Drexel Individual Single-Game Records

<b>Points:</b>	44	John Rankin vs. Rider, 1/6/88
<b>Points, Half:</b>	31	Michael Anderson vs. Lehigh, 2/17/88
<b>Points, Freshman:</b>	36	John Rankin vs. Delaware, 3/1/86
<b>Rebounds:</b>	30	Steve Lilly vs. Muhlenberg, 1/5/72
<b>Rebounds, Half:</b>	18	Bob Stephens vs. Albright, 2/21/76
<b>Assists:</b>	19	Todd Lehmann vs. Liberty, 2/5/90
<b>Steals:</b>	9	Chris O'Brien vs. Hofstra, 2/11/85
<b>Blocks:</b>	9	<b>Chaz Crawford at William &amp; Mary, 1/5/06</b>

	9	Bob Stephens vs. Chicago University, 12/15/77
	9	Robert Battle vs. Northeastern, 12/18/01

<b>Field Goals:</b>	16	Charles Morrow vs. Haverford, 2/26/58
	16	Greg Newman vs. Franklin & Marshall, 2/16/74

<b>Field Goals Attempted:</b>	30	Michael Anderson vs. Bucknell, 2/24/88
<b>Field Goal Percentage:</b>	1.000	Michael Mitchell (8-8) vs. Hofstra, 2/15/84

<b>Free Throws:</b>	20	Stanley Twoes vs. Saint Joseph's, 1919
<b>Free Throws Attempted:</b>	28	Malik Rose vs. Hofstra, 2/5/95

<b>Free Throw Percentage:</b>	1.000	Brian Holden (14-14) vs. Vermont, 2/11/93
		Robert Battle (13-13) at Niagara, 12/21/02
		Randy Burkert (12-12) vs. So. Illinois, 12/28/79
		Michael Anderson (12-12) vs. Lafayette, 2/24/86
		Joe Linderman (11-11) vs. UNH, 2/21/98
		<b>Bashir Mason (10-10) at Delaware, 2/11/06</b>
		Jeff Myers (10-10) vs. Hartford, 1/2/97

<b>3-Pointers:</b>	9	Mike Wisler vs. Hartford, 2/13/94
--------------------	---	-----------------------------------

<b>3-Pointers Attempted:</b>	19	Mike DeRocckis vs. Towson, 2/3/98
------------------------------	----	-----------------------------------

<b>3-Point Percentage (5 made):</b>	1.000	Phil Goss (6-6) vs. Hofstra, 2/11/04
		Mike DeRocckis (5-5) vs. UMBC, 2/20/96
		Mike Kouser (5-5) vs. Delaware, 12/3/00

# ALL TIME RECORDS

## INDIVIDUAL RECORDS

### Points

<b>Career:</b>	2208	Michael Anderson (84–88)
<b>Season:</b>	670	Michael Anderson (87–88)
<b>Senior:</b>	670	Michael Anderson (87–88)
<b>Junior:</b>	584	Malik Rose (94–95)
<b>Sophomore:</b>	582	Michael Anderson (85–86)
<b>Freshman:</b>	466	John Rankin (85–86)
<b>Game:</b>	44	John Rankin (vs. Rider, 1/6/88)
<b>Half:</b>	31	Michael Anderson (vs. Lehigh, 2/17/88)
<b>Game/Freshman:</b>	36	John Rankin (vs. Delaware, 3/1/86)
<b>Career Average:</b>	19.2	Michael Anderson (2208 in 115 games, 84–88)
	19.2	John Rankin (2111 in 110 games, 85–89)
<b>Season Average:</b>	23.9	Michael Anderson (670 in 28 games, 87–88)

### Free Throws

<b>Career:</b>	705	Michael Anderson (84–88)
<b>Season:</b>	208	Michael Anderson (85–86)
<b>Game:</b>	20	Stanley Twoes (vs. St. Joseph's, 1918–19)
<b>Career Attempts:</b>	958	Michael Anderson (84–88)
<b>Season Attempts:</b>	278	Michael Anderson (85–86)
<b>Game Attempts:</b>	28	Malik Rose (vs. Hofstra, 2/5/95)
<b>Career Pct.:</b>	.836	Mike DeRocckis (1996–99)
<b>Season Pct.:</b>	.883	Jim Rullo (68–77, 91–92)
<b>Game Pct.:</b>	1.000	Brian Holden (14-14 vs. Vermont, 2/11/93)
	1.000	Robert Battle (13-13 at Niagara, 12/21/02)
	1.000	Randy Burkert (12-12 vs. So. Illinois, 12/28/79)
	1.000	Michael Anderson (12-12 vs. Lafayette, 2/24/86)
	1.000	Joe Linderman (11-11 vs. UNH, 2/21/98)
	1.000	Jeff Myers (10-10 vs. Hartford, 1/2/97)
	1.000	Bashir Mason (10-10 at Delaware, 2/11/06)
<b>Consecutive:</b>	34	Mike DeRocckis (97–98)
	34	Joe Boback (79–80)
	34	John Siorek (82–83)

### Steals

<b>Career:</b>	341	Michael Anderson (84–88)
<b>Season:</b>	92	Michael Anderson (85–86)
<b>Senior:</b>	80	Michael Anderson (87–88)
<b>Junior:</b>	85	Michael Anderson (86–87)
<b>Sophomore:</b>	92	Michael Anderson (85–86)
<b>Freshman:</b>	84	Michael Anderson (84–85)
<b>Game:</b>	9	Chris O'Brien (vs. Hofstra, 2/11/85)
<b>Game/Freshman:</b>	8	Michael Anderson (vs. Hofstra, 2/11/85)
<b>Career Average:</b>	2.97	Michael Anderson (341 in 115 games, 84–88)
<b>Season Average:</b>	3.04	Michael Anderson (85 in 28 games, 86–87)

### Dunks

<b>Career:</b>	127	Malik Rose (92–96)
<b>Season:</b>	42	Malik Rose (94–95)
<b>Game:</b>	5	Malik Rose (vs. Hartford 2/13/94, vs. UNH 1/5/95)

### Minutes

<b>Career:</b>	4204	Mike DeRocckis (1996–99)
<b>Season:</b>	1134	Jeff Myers (96–97)
<b>Game:</b>	54	Len Hatzenbeller (vs. Siena, 3 OT, 2/20/78)
<b>Career Average:</b>	36.1	Brian Holden (3213 in 89 games, 92–95)
<b>Season Average:</b>	38.2	Todd Lehmann (1069 in 28 games, 89–90)

### Four-Point Plays

Chris Arizin	vs. Rider (2/27/89)
Clarence Armstrong	vs. Bucknell (1/9/91)
Michael Thompson	vs. Lehigh (1/28/91)
Mike Wisler	vs. St. Joseph's (12/3/91)
Clarence Armstrong	vs. Northeastern (2/22/92)
Jeff Myers	vs. Maine (1/13/95)
Cornelius Overby	vs. Hofstra (3/4/95)
Jeff Myers	vs. New Hampshire (1/11/96)
	vs. Lehigh (12/21/96)
	vs. Vermont (1/4/97)
Mike DeRocckis	vs. Maine (1/22/98)
Mike Kouser	(2) in 2000–01
Stephen Starks	(1) in 2000–01
Tim Whitworth	vs. George Mason (1/26/02)
Bashir Mason	vs. Towson (1/21/04)
Phil Goss	vs. Hofstra (2/11/04)

### Rebounds

<b>Career:</b>	1514	Malik Rose (92–96)
<b>Season:</b>	409	Malik Rose (95–96)
<b>Senior:</b>	409	Malik Rose (95–96)
<b>Junior:</b>	404	Malik Rose (94–95)
<b>Sophomore:</b>	371	Malik Rose (93–94)
<b>Freshman:</b>	330	Malik Rose (92–93)
<b>Season/Defensive</b>	309	Malik Rose (95–96)
<b>Season/Offensive</b>	127	Malik Rose (94–95)
<b>Game</b>	30	Steve Lilly (vs. Muhlenberg, 1/5/72)
<b>Half:</b>	18	Bob Stephens (vs. Albright, 2/21/76)
<b>Game/Freshman:</b>	26	Malik Rose (vs. Vermont, 1/31/93)
<b>Career Average:</b>	13.3	Bob Stephens (1316 in 99 games, 75–79)
<b>Season Average:</b>	15.2	Dan Promislo (288 in 1988, 51–52)

# ALL TIME RECORDS

## Field Goals

<b>Career:</b>	854	John Rankin (85–89)
<b>Season:</b>	266	John Rankin (88–89)
<b>Senior:</b>	266	John Rankin (88–89)
<b>Junior:</b>	216	Malik Rose (94–95)
<b>Sophomore:</b>	200	Joe Linderman (97–98)
<b>Freshman:</b>	191	John Rankin (85–86)
<b>Game:</b>	16	Charles Morrow (vs. Haverford, 2/26/58)
		Greg Newman (vs. Franklin & Marshall, 2/16/74)
<b>Career Attempts:</b>	1556	John Rankin (85–89)
<b>Season Attempts:</b>	487	John Rankin (85–89)
<b>Game Attempts:</b>	30	Michael Anderson (vs. Bucknell, 2/24/88)
<b>Career Pct.:</b>	.603	Jonathan Raab (502-832, 88–92)
<b>Season Pct.</b>	.641	Jonathan Raab (193-301, 90–91)
<b>Game Pct.:</b>	1.000	Michael Mitchell (8-8 vs. Hofstra, 2/15/84)
	.923	Mike Kouser (12-13 vs. UNH, 1/21/01)
<b>Consecutive:</b>	13	Jonathan Raab (88–89)
	13	Jonathan Raab (90–91)

## Three-Point Field Goals

<b>Career:</b>	313	Mike DeRocckis (96–99)
<b>Season:</b>	92	<b>Dominick Mejia (05–06)</b>
<b>Senior:</b>	86	Mike Wisler (93–94)
<b>Junior:</b>	92	<b>Dominick Mejia (05–06)</b>
<b>Sophomore:</b>	84	Todd Lehmann (87–88)
<b>Freshman:</b>	85	Mike DeRocckis (95–96)
<b>Game:</b>	9	Mike Wisler (vs. Hartford 2/13/94)
<b>Career Attempts:</b>	806	Phil Goss (01–05)
<b>Season Attempts:</b>	248	<b>Dominick Mejia (05–06)</b>
<b>Game Attempts:</b>	19	Mike DeRocckis (vs. Towson 2/3/98)
<b>Career Pct.:</b>	.409	Brian Holden (204-499, 92–95)
<b>Season Pct.:</b>	.513	Tim Whitworth (61-119, 03–04)
<b>Game Pct. (5 made):</b>	1.000	Phil Goss (6-6 vs. Hofstra, 2/11/04)
	1.000	Mike DeRocckis (5-5 vs. UMBC, 2/20/96)
	1.000	Mike Kouser (5-5 vs. Delaware 12/3/00)
<b>Consecutive:</b>	8	Phil Goss (03–04)
<b>Con. Games with 3-PT:</b>	49	Phil Goss (04–05)

## Assists

<b>Career:</b>	724	Michael Anderson (84–88)
<b>Season:</b>	260	Todd Lehmann (89–90)
<b>Senior:</b>	260	Todd Lehmann (89–90)
<b>Junior:</b>	191	Todd Lehmann (88–89)
<b>Sophomore:</b>	225	Michael Anderson (85–86)
<b>Freshman:</b>	138	Michael Anderson (84–85)
<b>Game:</b>	19	Todd Lehmann (vs. Liberty, 2/5/90)
<b>Game/Freshman:</b>	11	Michael Anderson (vs. Delaware, 2/2/85)
<b>Career Average:</b>	7.26	Michael Anderson (724 in 115 games, 84–88)
<b>Season Average:</b>	9.29	Todd Lehmann (260 in 28 games, 89–90)

## Blocked Shots

<b>Career:</b>	404	Bob Stephens (75–79)
<b>Season:</b>	116	Robert Battle (2002–03)
<b>Senior:</b>	116	Robert Battle (2002–03)
<b>Junior:</b>	91	Bob Stephens (77–78)
	91	Robert Battle (01–02)
<b>Sophomore:</b>	100	Bob Stephens (76–77)
<b>Freshman:</b>	107	Bob Stephens (75–76)
<b>Game:</b>	9	Bob Stephens (vs. Chicago University, 12/15/77)
	9	Robert Battle (vs. Northeastern, 12/18/01)
	9	Chaz Crawford (at William & Mary, 1/5/06)
<b>Game/Freshman</b>	7	Bob Stephens (vs. Gettysburg, 1/17/76)
	7	Len Hatzenbeller (vs. Bentley, 12/29/77)
<b>Career Average:</b>	4.1	Bob Stephens (404 in 99 games, 75–79)
<b>Season Average:</b>	4.7	Bob Stephens (107 in 23 games, 75–76)

## Triple-Doubles

Michael Anderson	vs. William & Mary, 11-30-85 (10 pts.-11 reb.-10 assists)
Michael Anderson	vs. Central. Conn. State, 1-6-86 (16 pts.-10 reb.-12 assists)
Michael Anderson	vs. Hofstra, 1-15-86 (16 pts.-10 reb.-10 assists)
Michael Anderson	vs. Delaware, 1-25-86 (25 pts.-10 reb.-10 assists)
Michael Anderson	vs. Rider, 1-28-87 (25 pts., 12 reb., 15 assists)
Michael Anderson	vs. Liberty, 11-30-87 (37 pts., 10 reb., 12 assists)
Eric Schmieder	vs. Delaware, 2-9-02 (19 pts., 12 reb, 10 assists)

\* - No opposing player has recorded a triple-double against the Dragons

## Games

<b>Career:</b>	120	Malik Rose (92–96)
	119	Mike DeRocckis (96–99)
	119	Kenell Sanchez (02–06)
	118	Greg Gaffney (96–99)
	116	Walter Fuller (82–86)
	116	Casper Cooper (83–87)
		Troy Stribling (83–87)
	116	Mike Wisler (90–94)
<b>Season:</b>	31	by 27 players
<b>Starts:</b>	119	Malik Rose (92–96)
	119	Mike DeRocckis (96–99)

Writing an injured teammate's number on your shoes.  
A quick huddle before a free throw.  
Wristbands.

Running suicides together for every missed free throw.  
Setting a pick you'll feel for a week.  
Acknowledging a great pass.

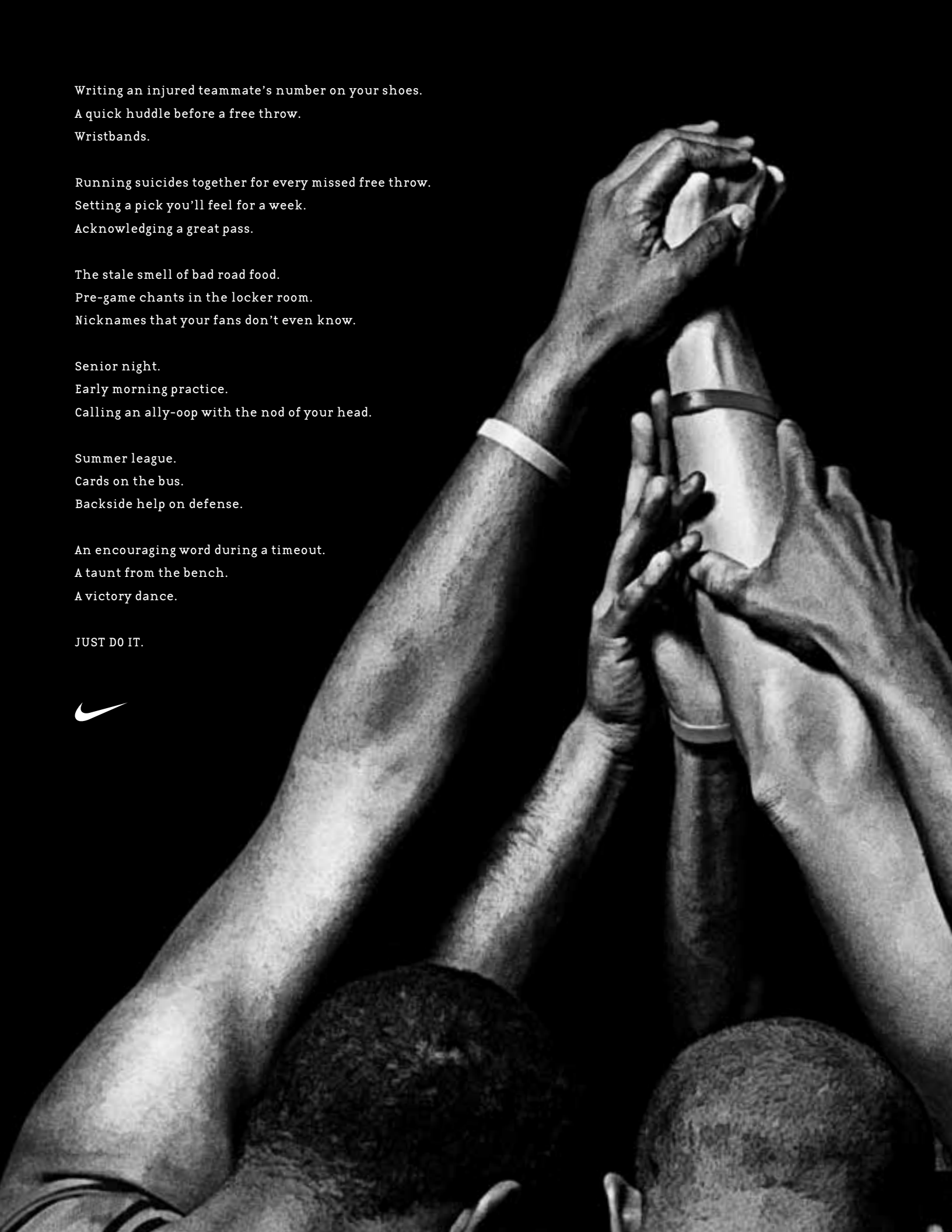
The stale smell of bad road food.  
Pre-game chants in the locker room.  
Nicknames that your fans don't even know.

Senior night.  
Early morning practice.  
Calling an ally-oop with the nod of your head.

Summer league.  
Cards on the bus.  
Backside help on defense.

An encouraging word during a timeout.  
A taunt from the bench.  
A victory dance.

JUST DO IT.





**this one's got your name on it.  
congratulations.**