Official Basketball Box Score - Final

South Fla. at George Mason

11/21/26 EagleBank Arena, Fairfax

2026-27 Men's Basketball

Game Time: 4:00 PM
Game Duration: 2:15
Attendance: 3,604

Officials: Ron Groover, Lee Cassell, RJ Johnson

South Fla. - 62

Record: 3-3

NO.	Name		Min	FG M-A	3P M-A	FT M-A	Rebounds OR	DR	TOT	Fouls PF	FD	TP	AS	TO	ST	Blocks BS	BA	+/-
1	Zayden High	F	13:42	2-2	0-0	1-1	0	1	1	5	3	5	0	2	0	0	0	2
0	Mike James	G	31:53	4-7	2-4	0-0	1	2	3	1	1	10	0	2	1	0	0	-13
3	Sonny Wilson	G	36:01	2-8	0-1	3-4	0	3	3	3	3	7	6	2	0	0	1	-6
4	Chris Davis Jr	G	36:44	5-13	3-9	4-5	0	3	3	1	4	17	4	2	0	1	1	-10
9	Garrett Johnson	G	25:57	1-8	1-6	0-0	1	6	7	3	2	3	2	1	2	1	0	-2
18	Tiefing Diawara		05:14	0-1	0-0	2-2	0	0	0	3	1	2	0	0	0	0	0	-7
12	Richard Goods		09:15	1-3	0-0	0-2	1	1	2	3	1	2	0	1	0	0	0	-6
8	Josh Omojafo		25:52	3-6	1-2	3-4	0	2	2	3	2	10	0	4	1	0	3	-9
29	Andrej Shoshkikj		15:10	1-2	1-1	3-3	0	3	3	1	1	6	0	1	1	1	0	-4
2	Darren Moore		00:12	0-0	0-0	0-0	0	0	0	0	0	0	0	0	0	0	0	0
Team							1	2	3	1		0		2				
Totals				19-50	8-23	16-21	4	23	27	24	18	62	12	17	5	3	5	-11

Shooting By Period			
1st	FG%	8-19	42.1%
	3PT%	2-7	28.6%
	FT%	7-11	63.6%
2nd	FG%	11-31	35.5%
	3PT%	6-16	37.5%
	FT%	9-10	90%
GM	FG%	19-50	38.0%
	3PT%	8-23	34.8%
	FT%	16-21	76.2%

Dead Ball Rebounds: 3, 2

Major Fouls: Coach (TF) 1st 3:47

George Mason - 73

Record: 5-1

NO.	Name		Min	FG M-A	3P M-A	FT M-A	Rebounds OR	DR	TOT	Fouls PF	FD	TP	AS	TO	ST	Blocks BS	BA	+/-
10	Emmanuel Kanga	F	20:04	5-7	0-0	1-4	4	1	5	3	2	11	0	2	0	0	0	1
0	Makhai Valentine	G	26:26	2-7	0-4	0-0	1	5	6	2	1	4	0	0	1	1	0	5
1	Brayden O'Connor	G	36:09	5-14	1-5	1-2	0	5	5	1	1	12	3	1	1	0	1	8
4	Efeosa Oliogu-Elabor	G	24:24	4-8	0-1	2-2	4	3	7	2	1	10	4	3	0	0	1	6
6	Baraka Okojie	G	30:54	3-8	1-2	11-12	1	3	4	4	9	18	3	2	2	0	1	12
13	Malik Presley		15:25	2-2	0-0	1-1	0	0	0	1	2	5	0	1	1	0	0	9
44	Michael Marcus Jr.		09:36	0-1	0-0	2-2	1	2	3	4	1	2	0	0	0	0	0	6
33	Elijah Jones		21:21	1-6	0-4	4-4	0	2	2	1	3	6	0	1	0	2	0	-1
5	Shane Pendergrass		15:41	0-7	0-4	5-6	4	4	8	0	3	5	1	1	2	2	0	9
Team							0	3	3	0		0		0				
Totals				22-60	2-20	27-33	15	28	43	18	23	73	11	11	7	5	3	11

Shooting By Period			
1st	FG%	11-28	39.3%
	3PT%	1-13	7.7%
	FT%	13-16	81.3%
2nd	FG%	11-32	34.4%
	3PT%	1-7	14.3%
	FT%	14-17	82.4%
GM	FG%	22-60	36.7%
	3PT%	2-20	10.0%
	FT%	27-33	81.8%

Dead Ball Rebounds: 4, 1

Major Fouls: Jones (F1) 2nd 14:05

	USF	MASON
Biggest lead	0 (1st 20:00)	16 (2nd 11:50)
Best Scoring Run	8 (2nd 17:05)	9 (2nd 11:50)
Lead Changes	0	
Times Tied	0	
Time with Lead	00:00	39:13

Points from	USF	MASON
Turnovers	13	21
Paint	22	34
Second Chance	2	9
Fast Breaks	9	10
Bench	20	18

Period by Period Scoring	1st	2nd	TOT
USF	25	37	62
MASON	36	37	73

Official Basketball Play by Play - First Half

South Fla. at George Mason

11/21/26 EagleBank Arena, Fairfax

2026-27 Men's Basketball

Game Time: 4:00 PM
Game Duration: 2:15
Attendance: 3,604

Officials: Ron Groover, Lee Cassell, RJ Johnson

Period 1

Period Starters:

MASON	0 Valentine M	1 O'Connor B	4 Oliogu-Elabor E	6 Okojie B	10 Kanga E
USF	0 James M	1 High Z	3 Wilson S	4 Davis Jr C	9 Johnson G

Game Time	MASON	Score	Diff	USF
20:00	10 KANGA E jumpball won			1 HIGH Z jumpball lost
19:29	10 KANGA E 2pt FG in the paint, jump shot missed			
19:26	4 OLIOGU-ELABOR E offensive rebound (1)			
19:13	1 O'CONNOR B foul drawn (1)			1 HIGH Z foul shooting (1 - 1)
19:13	1 O'CONNOR B free throw 1 - 2 made (1)	**1-0**	**1**	
19:12	1 O'CONNOR B free throw 2 - 2 missed			
19:11				4 DAVIS JR C defensive rebound (1)
18:44				9 JOHNSON G 3pt FG , jump shot missed
18:43				offensive dead ball rebound (1)
18:43				turnover shot clock (1)
18:25	6 OKOJIE B 3pt FG from turnover, jump shot missed			
18:24	6 OKOJIE B offensive rebound (1)			
18:24	6 OKOJIE B foul drawn (1)			3 WILSON S foul shooting (1 - 2)
18:24	6 OKOJIE B free throw 1 - 2 made (1)	**2-0**	**2**	
18:24	6 OKOJIE B free throw 2 - 2 made (2)	**3-0**	**3**	
17:56				4 DAVIS JR C 3pt FG , jump shot missed
17:53	1 O'CONNOR B defensive rebound (1)			
17:42	1 O'CONNOR B 3pt FG , jump shot made (4)	**6-0**	**6**	
17:42	4 OLIOGU-ELABOR E assist (1)			
17:35	6 OKOJIE B foul drawn (2)			1 HIGH Z foul offensive (2 - 3)
17:35				1 HIGH Z turnover offensive (1)
17:35				1 HIGH Z substitution out
17:35				18 DIAWARA T substitution in
17:21	1 O'CONNOR B 3pt FG from turnover, jump shot missed			
17:18	4 OLIOGU-ELABOR E offensive rebound (2)			
17:17	4 OLIOGU-ELABOR E 2pt FG from turnover second chance in the paint, dunk, made (2)	**8-0**	**8**	
17:03	0 VALENTINE M foul shooting (1 - 1)			4 DAVIS JR C foul drawn (1)
17:03		**8-1**	**7**	4 DAVIS JR C free throw 1 - 2 made (1)
17:03				4 DAVIS JR C free throw 2 - 2 missed
16:58				9 JOHNSON G offensive rebound (1)
16:52				4 DAVIS JR C 3pt FG second chance, jump shot missed
16:52	0 VALENTINE M defensive rebound (1)			
16:52	0 VALENTINE M foul drawn (1)			18 DIAWARA T foul personal (1 - 4)
16:40	0 VALENTINE M 3pt FG , jump shot missed			
16:39	10 KANGA E offensive rebound (1)			
16:39	10 KANGA E foul drawn (1)			18 DIAWARA T foul personal (2 - 5)
16:39				18 DIAWARA T substitution out
16:39				12 GOODS R substitution in
16:26	4 OLIOGU-ELABOR E 2pt FG second chance in the paint, layup blocked			
16:26				9 JOHNSON G block (1)
16:25				9 JOHNSON G defensive rebound (2)
16:25	10 KANGA E foul personal (1 - 2)			9 JOHNSON G foul drawn (1)

Official Basketball Play by Play - First Half

South Fla. at George Mason

11/21/26 EagleBank Arena, Fairfax

2026-27 Men's Basketball

Game Time: 4:00 PM
Game Duration: 2:15
Attendance: 3,604

Officials: Ron Groover, Lee Cassell, RJ Johnson

Game Time	MASON	Score	Diff	USF
16:25	4 OLIOGU-ELABOR E substitution out			
16:25	10 KANGA E substitution out			
16:25	13 PRESLEY M substitution in			
16:25	44 MARCUS JR. M substitution in			
16:07				12 GOODS R 2pt FG in the paint, layup missed
16:03				12 GOODS R offensive rebound (1)
16:02				12 GOODS R 2pt FG second chance in the paint, layup missed
16:00	44 MARCUS JR. M defensive rebound (1)			
15:57	1 O'CONNOR B 2pt FG fast break in the paint, driving layup made (6)	**10-1**	**9**	
15:57	6 OKOJIE B assist (1)			
15:45	6 OKOJIE B steal (1)			9 JOHNSON G turnover lost ball (1)
15:39	6 OKOJIE B foul drawn (3)			9 JOHNSON G foul personal (1 - 6)
15:39	Timeout media			
15:39				9 JOHNSON G substitution out
15:39				8 OMOJAFO J substitution in
15:31	6 OKOJIE B 2pt FG from turnover in the paint, step back jump shot made (4)	**12-1**	**11**	
15:16				4 DAVIS JR C turnover travel (1)
14:54	13 PRESLEY M turnover travel (1)			
14:54	0 VALENTINE M substitution out			
14:54	33 JONES E substitution in			
14:54				4 DAVIS JR C substitution out
14:54				29 SHOSHKIKJ A substitution in
14:41		**12-3**	**9**	12 GOODS R 2pt FG from turnover in the paint, alleyoop made (2)
14:41				3 WILSON S assist (1)
14:06	6 OKOJIE B turnover bad pass (1)			
14:06				3 WILSON S turnover travel (1)
13:53	33 JONES E 2pt FG from turnover in the paint, turnaround jump shot missed			
13:50				8 OMOJAFO J defensive rebound (1)
13:39	1 O'CONNOR B steal (1)			8 OMOJAFO J turnover bad pass (1)
13:34	33 JONES E 2pt FG fast break from turnover in the paint, layup made (2)	**14-3**	**11**	
13:34	1 O'CONNOR B assist (1)			
13:26	6 OKOJIE B steal (2)			3 WILSON S turnover lost ball (2)
12:56	13 PRESLEY M 2pt FG from turnover in the paint, jump shot made (2)	**16-3**	**13**	
12:43	13 PRESLEY M foul shooting (1 - 3)			29 SHOSHKIKJ A foul drawn (1)
12:43		**16-4**	**12**	29 SHOSHKIKJ A free throw 1 - 3 made (1)
12:43		**16-5**	**11**	29 SHOSHKIKJ A free throw 2 - 3 made (2)
12:43	1 O'CONNOR B substitution out			
12:43	44 MARCUS JR. M substitution out			
12:43	4 OLIOGU-ELABOR E substitution in			
12:43	10 KANGA E substitution in			
12:43				0 JAMES M substitution out
12:43				3 WILSON S substitution out
12:43				4 DAVIS JR C substitution in
12:43				9 JOHNSON G substitution in
12:43		**16-6**	**10**	29 SHOSHKIKJ A free throw 3 - 3 made (3)

Official Basketball Play by Play - First Half

South Fla. at George Mason

11/21/26 EagleBank Arena, Fairfax

2026-27 Men's Basketball

Game Time: 4:00 PM
Game Duration: 2:15
Attendance: 3,604

Officials: Ron Groover, Lee Cassell, RJ Johnson

Game Time	MASON	Score	Diff	USF
12:18	4 OLIOGU-ELABOR E 2pt FG in the paint, dunk, made (4)	**18-6**	**12**	
12:18	6 OKOJIE B assist (2)			
12:08		**18-9**	**9**	8 OMOJAFO J 3pt FG , jump shot made (3)
12:08				9 JOHNSON G assist (1)
11:51	4 OLIOGU-ELABOR E foul drawn (1)			12 GOODS R foul shooting (1 - 7)
11:51	Timeout media			
11:51	4 OLIOGU-ELABOR E free throw 1 - 2 made (5)	**19-9**	**10**	
11:51	4 OLIOGU-ELABOR E free throw 2 - 2 made (6)	**20-9**	**11**	
11:34	13 PRESLEY M foul drawn (1)			12 GOODS R foul offensive (2 - 8)
11:34				12 GOODS R turnover offensive (1)
11:34				12 GOODS R substitution out
11:34				18 DIAWARA T substitution in
11:05	4 OLIOGU-ELABOR E turnover lost ball (1)			29 SHOSHKIKJ A steal (1)
11:05	6 OKOJIE B substitution out			
11:05	33 JONES E substitution out			
11:05	1 O'CONNOR B substitution in			
11:05	5 PENDERGRASS S substitution in			
10:41	5 PENDERGRASS S steal (1)			29 SHOSHKIKJ A turnover bad pass (1)
10:33	10 KANGA E 2pt FG from turnover in the paint, dunk, made (2)	**22-9**	**13**	
10:33	1 O'CONNOR B assist (2)			
10:06				29 SHOSHKIKJ A 2pt FG in the paint, floating jump shot missed
10:02	4 OLIOGU-ELABOR E defensive rebound (3)			
09:51	10 KANGA E turnover lost ball (1)			9 JOHNSON G steal (1)
09:43		**22-11**	**11**	4 DAVIS JR C 2pt FG from turnover in the paint, layup made (3)
09:21	1 O'CONNOR B 3pt FG , jump shot missed			
09:20	offensive dead ball rebound (1)			
09:20	5 PENDERGRASS S foul drawn (1)			9 JOHNSON G foul personal (2 - 9)
09:20	13 PRESLEY M substitution out			
09:20	0 VALENTINE M substitution in			
09:20	5 PENDERGRASS S 1&1 free throw 1 made (1)	**23-11**	**12**	
09:20				18 DIAWARA T substitution out
09:20				29 SHOSHKIKJ A substitution out
09:20				0 JAMES M substitution in
09:20				3 WILSON S substitution in
09:20	5 PENDERGRASS S 1&1 free throw 2 made (2)	**24-11**	**13**	
09:19				9 JOHNSON G substitution out
09:19				18 DIAWARA T substitution in
08:51				3 WILSON S 2pt FG in the paint, jump shot missed
08:47	4 OLIOGU-ELABOR E defensive rebound (4)			
08:40	0 VALENTINE M 2pt FG in the paint, driving layup made (2)	**26-11**	**15**	
08:39				Timeout 30 Sec
08:39				18 DIAWARA T substitution out
08:39				1 HIGH Z substitution in
08:20		**26-14**	**12**	4 DAVIS JR C 3pt FG , jump shot made (6)
08:20				3 WILSON S assist (2)
07:56	5 PENDERGRASS S turnover lost ball (1)			0 JAMES M steal (1)
07:56	Timeout media			
07:32	5 PENDERGRASS S steal (2)			1 HIGH Z turnover bad pass (2)
07:10	5 PENDERGRASS S 3pt FG from turnover, jump shot missed			

Official Basketball Play by Play - First Half

South Fla. at George Mason

11/21/26 EagleBank Arena, Fairfax

2026-27 Men's Basketball

Game Time: 4:00 PM
Game Duration: 2:15
Attendance: 3,604

Officials: Ron Groover, Lee Cassell, RJ Johnson

Game Time	MASON	Score	Diff	USF
07:07				3 WILSON S defensive rebound (1)
06:58				4 DAVIS JR C 3pt FG , jump shot missed
06:56	0 VALENTINE M defensive rebound (2)			
06:45	1 O'CONNOR B 2pt FG in the paint, turnaround jump shot made (8)	**28-14**	**14**	
06:35		**28-16**	**12**	8 OMOJAFO J 2pt FG in the paint, layup made (5)
06:35				3 WILSON S assist (3)
06:17	0 VALENTINE M 3pt FG , jump shot missed			
06:14	5 PENDERGRASS S offensive rebound (1)			
06:01	5 PENDERGRASS S 3pt FG second chance, jump shot missed			
05:59				defensive rebound (7)
05:59	4 OLIOGU-ELABOR E substitution out			
05:59	5 PENDERGRASS S substitution out			
05:59	6 OKOJIE B substitution in			
05:59	33 JONES E substitution in			
05:47		**28-18**	**10**	3 WILSON S 2pt FG in the paint, layup made (2)
05:26	33 JONES E 3pt FG , jump shot missed			
05:24	10 KANGA E offensive rebound (2)			
05:24	6 OKOJIE B foul drawn (4)			1 HIGH Z foul personal (3 - 10)
05:24				1 HIGH Z substitution out
05:24				12 GOODS R substitution in
05:24	10 KANGA E free throw 1 - 2 missed			
05:24	offensive dead ball rebound (2)			
05:24	10 KANGA E free throw 2 - 2 missed			
05:22				0 JAMES M defensive rebound (1)
04:47		**28-20**	**8**	0 JAMES M 2pt FG in the paint, jump shot made (2)
04:47	0 VALENTINE M 3pt FG , jump shot missed			
04:41	10 KANGA E offensive rebound (3)			
04:39	10 KANGA E 2pt FG second chance in the paint, layup missed			
04:39				defensive dead ball rebound (2)
04:39	jump ball situation			
04:23	10 KANGA E foul shooting (2 - 4)			12 GOODS R foul drawn (1)
04:23				12 GOODS R free throw 1 - 2 missed
04:23				offensive dead ball rebound (3)
04:23	10 KANGA E substitution out			
04:23	44 MARCUS JR. M substitution in			
04:23				12 GOODS R free throw 2 - 2 missed
04:23	0 VALENTINE M defensive rebound (3)			
04:09	6 OKOJIE B 2pt FG in the paint, layup missed			
04:06				12 GOODS R defensive rebound (2)
04:00				8 OMOJAFO J turnover lost ball (2)
04:00	Timeout media			
04:00	1 O'CONNOR B substitution out			
04:00	4 OLIOGU-ELABOR E substitution in			
03:47	4 OLIOGU-ELABOR E 2pt FG from turnover in the paint, dunk, made (8)	**30-20**	**10**	
03:47				foul coach class A technical (11)
03:47				turnover offensive (12)
03:47	6 OKOJIE B free throw 1 - 2 made (5)	**31-20**	**11**	
03:47	6 OKOJIE B free throw 2 - 2 made (6)	**32-20**	**12**	

Official Basketball Play by Play - First Half

South Fla. at George Mason

11/21/26 EagleBank Arena, Fairfax

2026-27 Men's Basketball

Game Time: 4:00 PM
Game Duration: 2:15
Attendance: 3,604

Officials: Ron Groover, Lee Cassell, RJ Johnson

Game Time	MASON	Score	Diff	USF
03:23				3 WILSON S 3pt FG , jump shot missed
03:21				0 JAMES M offensive rebound (2)
03:21	6 OKOJIE B foul personal (1 - 5)			0 JAMES M foul drawn (1)
03:16				4 DAVIS JR C 2pt FG second chance in the paint, layup blocked
03:16	0 VALENTINE M block (1)			
03:16	defensive rebound (15)			
03:03	44 MARCUS JR. M foul drawn (1)			12 GOODS R foul shooting (3 - 12)
03:03	44 MARCUS JR. M free throw 1 - 2 made (1)	**33-20**	**13**	
03:03				12 GOODS R substitution out
03:03				9 JOHNSON G substitution in
03:03	44 MARCUS JR. M free throw 2 - 2 made (2)	**34-20**	**14**	
03:03	44 MARCUS JR. M substitution out			
03:03	1 O'CONNOR B substitution in			
02:42				8 OMOJAFO J turnover lost ball (3)
02:08	1 O'CONNOR B 3pt FG from turnover, jump shot missed			
02:06				3 WILSON S defensive rebound (2)
01:54		**34-22**	**12**	3 WILSON S 2pt FG in the paint, layup made (4)
01:30	4 OLIOGU-ELABOR E turnover bad pass (2)			9 JOHNSON G steal (2)
01:26	6 OKOJIE B foul shooting (2 - 6)			8 OMOJAFO J foul drawn (1)
01:26				8 OMOJAFO J free throw fast break 1 - 2 missed
01:26				offensive dead ball rebound (4)
01:26		**34-23**	**11**	8 OMOJAFO J free throw fast break 2 - 2 made (6)
01:26	4 OLIOGU-ELABOR E substitution out			
01:26	44 MARCUS JR. M substitution in			
01:19	6 OKOJIE B turnover bad pass (2)			
01:03	0 VALENTINE M foul personal (2 - 7)			8 OMOJAFO J foul drawn (2)
01:03	6 OKOJIE B substitution out			
01:03	13 PRESLEY M substitution in			
01:03		**34-24**	**10**	8 OMOJAFO J 1&1 free throw 1 made (7)
01:03		**34-25**	**9**	8 OMOJAFO J 1&1 free throw 2 made (8)
00:48	33 JONES E 3pt FG , jump shot missed			
00:45				8 OMOJAFO J defensive rebound (2)
00:39				8 OMOJAFO J 2pt FG in the paint, driving layup blocked
00:39	33 JONES E block (1)			
00:39	defensive rebound (16)			
00:39	13 PRESLEY M substitution out			
00:39	6 OKOJIE B substitution in			
00:39				9 JOHNSON G substitution out
00:39				18 DIAWARA T substitution in
00:37	Timeout 30 Sec			
00:33	6 OKOJIE B foul drawn (5)			4 DAVIS JR C foul personal (1 - 13)
00:33	6 OKOJIE B free throw 1 - 2 made (7)	**35-25**	**10**	
00:33				18 DIAWARA T substitution out
00:33				9 JOHNSON G substitution in
00:33	6 OKOJIE B free throw 2 - 2 made (8)	**36-25**	**11**	
00:33	6 OKOJIE B substitution out			
00:33	13 PRESLEY M substitution in			
00:15				8 OMOJAFO J turnover bad pass (4)
00:15	13 PRESLEY M substitution out			

Official Basketball Play by Play - First Half

South Fla. at George Mason

11/21/26 EagleBank Arena, Fairfax

2026-27 Men's Basketball

Game Time: 4:00 PM
Game Duration: 2:15
Attendance: 3,604

Officials: Ron Groover, Lee Cassell, RJ Johnson

Game Time	MASON	Score	Diff	USF
00:15	6 OKOJIE B substitution in			
00:15				9 JOHNSON G substitution out
00:15				18 DIAWARA T substitution in
00:00	33 JONES E 3pt FG from turnover, jump shot missed			
00:00				defensive dead ball rebound (5)
END OF PERIOD				
MASON 36-25 USF				

Official Basketball Box Score - First Half

South Fla. at George Mason

11/21/26 EagleBank Arena, Fairfax

2026-27 Men's Basketball

Game Time: 4:00 PM
Game Duration: 2:15
Attendance: 3,604

Officials: Ron Groover, Lee Cassell, RJ Johnson

South Fla. - 25

NO.	Name		Min	FG M-A	3P M-A	FT M-A	Rebounds OR	DR	TOT	Fouls PF	FD	TP	AS	TO	ST	Blocks BS	BA	+/-
1	Zayden High	F	05:40	0-0	0-0	0-0	0	0	0	3	0	0	0	2	0	0	0	-1
0	Mike James	G	16:37	1-1	0-0	0-0	1	1	2	0	1	2	0	0	1	0	0	-10
3	Sonny Wilson	G	16:37	2-4	0-1	0-0	0	2	2	1	0	4	3	2	0	0	0	-10
4	Chris Davis Jr	G	17:49	2-6	1-4	1-2	0	1	1	1	1	6	0	1	0	0	1	-11
9	Garrett Johnson	G	10:27	0-1	0-1	0-0	1	1	2	2	1	0	1	1	2	1	0	-8
18	Tiefing Diawara		04:11	0-0	0-0	0-0	0	0	0	2	0	0	0	0	0	0	0	-5
12	Richard Goods		07:26	1-3	0-0	0-2	1	1	2	3	1	2	0	1	0	0	0	-7
8	Josh Omojafo		15:39	2-3	1-1	3-4	0	2	2	0	2	8	0	4	0	0	1	-2
29	Andrej Shoshkikj		05:34	0-1	0-0	3-3	0	0	0	0	1	3	0	1	1	0	0	-1
Team							0	1	1	1		0		2				
Totals				8-19	2-7	7-11	3	9	12	13	7	25	4	14	4	1	2	-11

Shooting By Period			
1st	FG%	8-19	42.1%
	3PT%	2-7	28.6%
	FT%	7-11	63.6%
GM	FG%	8-19	42.1%
	3PT%	2-7	28.6%
	FT%	7-11	63.6%

Dead Ball Rebounds: 3, 2

Major Fouls: Coach (TF) 1st 3:47

George Mason - 36

NO.	Name		Min	FG M-A	3P M-A	FT M-A	Rebounds OR	DR	TOT	Fouls PF	FD	TP	AS	TO	ST	Blocks BS	BA	+/-
10	Emmanuel Kanga	F	11:55	1-3	0-0	0-2	3	0	3	2	1	2	0	1	0	0	0	4
0	Makhai Valentine	G	14:26	1-4	0-3	0-0	0	3	3	2	1	2	0	0	0	1	0	11
1	Brayden O'Connor	G	17:25	3-6	1-4	1-2	0	1	1	0	1	8	2	0	1	0	0	5
4	Efeosa Oliogu-Elabor	G	12:53	3-4	0-0	2-2	2	2	4	0	1	8	1	2	0	0	1	11
6	Baraka Okojie	G	14:12	1-3	0-1	6-6	1	0	1	2	5	8	2	2	2	0	0	12
13	Malik Presley		07:47	1-1	0-0	0-0	0	0	0	1	1	2	0	1	0	0	0	2
44	Michael Marcus Jr.		06:28	0-0	0-0	2-2	0	1	1	0	1	2	0	0	0	0	0	10
33	Elijah Jones		09:48	1-5	0-3	0-0	0	0	0	0	0	2	0	0	0	1	0	-1
5	Shane Pendergrass		05:06	0-2	0-2	2-2	1	0	1	0	1	2	0	1	2	0	0	1
Team							0	2	2	0		0		0				
Totals				11-28	1-13	13-16	7	9	16	7	12	36	5	7	5	2	1	11

Shooting By Period			
1st	FG%	11-28	39.3%
	3PT%	1-13	7.7%
	FT%	13-16	81.3%
GM	FG%	11-28	39.3%
	3PT%	1-13	7.7%
	FT%	13-16	81.3%

Dead Ball Rebounds: 2, 0

Major Fouls: NONE

	USF	MASON
Biggest lead	0 (1st 20:00)	15 (1st 8:40)
Best Scoring Run	6 (1st 4:47)	8 (1st 17:17)
Lead Changes	0	
Times Tied	0	
Time with Lead	00:00	19:13

Points from	USF	MASON
Turnovers	7	16
Paint	12	20
Second Chance	0	7
Fast Breaks	1	4
Bench	13	8

Period by Period Scoring	1st	2nd	TOT
USF	25	37	62
MASON	36	37	73

Official Basketball Play by Play - Second Half

South Fla. at George Mason

11/21/26 EagleBank Arena, Fairfax

2026-27 Men's Basketball

Game Time: 4:00 PM
Game Duration: 2:15
Attendance: 3,604

Officials: Ron Groover, Lee Cassell, RJ Johnson

Period 2

Period Starters:

MASON	0 Valentine M	1 O'Connor B	4 Oliogu-Elabor E	6 Okojie B	10 Kanga E
USF	0 James M	1 High Z	3 Wilson S	4 Davis Jr C	9 Johnson G

Game Time	MASON	Score	Diff	USF
20:00	33 JONES E substitution out			
20:00	44 MARCUS JR. M substitution out			
20:00	4 OLIOGU-ELABOR E substitution in			
20:00	10 KANGA E substitution in			
20:00				8 OMOJAFO J substitution out
20:00				18 DIAWARA T substitution out
20:00				1 HIGH Z substitution in
20:00				9 JOHNSON G substitution in
19:47	10 KANGA E 2pt FG in the paint, layup made (4)	**38-25**	**13**	
19:47	4 OLIOGU-ELABOR E assist (2)			
19:31				4 DAVIS JR C 3pt FG , jump shot missed
19:31	defensive dead ball rebound (3)			
19:13	0 VALENTINE M 2pt FG in the paint, layup missed			
19:10				1 HIGH Z defensive rebound (1)
19:02		**38-27**	**11**	1 HIGH Z 2pt FG in the paint, layup made (2)
19:02				4 DAVIS JR C assist (1)
19:02	10 KANGA E foul shooting (3 - 1)			1 HIGH Z foul drawn (1)
19:02	10 KANGA E substitution out			
19:02	44 MARCUS JR. M substitution in			
19:02		**38-28**	**10**	1 HIGH Z free throw 1 - 1 made (3)
18:43	1 O'CONNOR B 2pt FG outside the paint, jump shot missed			
18:40				9 JOHNSON G defensive rebound (3)
18:31	44 MARCUS JR. M foul personal (1 - 2)			1 HIGH Z foul drawn (2)
18:21		**38-30**	**8**	1 HIGH Z 2pt FG in the paint, turnaround jump shot made (5)
18:21				4 DAVIS JR C assist (2)
17:53	1 O'CONNOR B 2pt FG in the paint, jump shot blocked			
17:53				4 DAVIS JR C block (1)
17:49				0 JAMES M defensive rebound (3)
17:47				9 JOHNSON G 3pt FG , jump shot missed
17:43	0 VALENTINE M defensive rebound (4)			
17:39	6 OKOJIE B 2pt FG outside the paint, jump shot missed			
17:37	0 VALENTINE M offensive rebound (5)			
17:28	4 OLIOGU-ELABOR E 2pt FG second chance in the paint, layup missed			
17:25	4 OLIOGU-ELABOR E offensive rebound (5)			
17:24	4 OLIOGU-ELABOR E 2pt FG second chance in the paint, layup missed			
17:23				3 WILSON S defensive rebound (3)
17:23	44 MARCUS JR. M foul personal (2 - 3)			3 WILSON S foul drawn (1)
17:05		**38-33**	**5**	0 JAMES M 3pt FG , jump shot made (5)
17:05				4 DAVIS JR C assist (3)
17:05	Timeout 30 Sec			
17:05	Timeout media			
16:45	0 VALENTINE M 2pt FG outside the paint, jump shot made (4)	**40-33**	**7**	

Official Basketball Play by Play - Second Half

South Fla. at George Mason

11/21/26 EagleBank Arena, Fairfax

2026-27 Men's Basketball

Game Time: 4:00 PM
Game Duration: 2:15
Attendance: 3,604

Officials: Ron Groover, Lee Cassell, RJ Johnson

Game Time	MASON	Score	Diff	USF
16:38				3 WILSON S 2pt FG in the paint, layup missed
16:36	44 MARCUS JR. M defensive rebound (2)			
16:30	1 O'CONNOR B 2pt FG in the paint, layup missed			
16:28	4 OLIOGU-ELABOR E offensive rebound (6)			
16:14	4 OLIOGU-ELABOR E 3pt FG second chance, jump shot missed			
16:11	44 MARCUS JR. M offensive rebound (3)			
16:11	44 MARCUS JR. M 2pt FG second chance in the paint, layup missed			
16:09				9 JOHNSON G defensive rebound (4)
16:02	4 OLIOGU-ELABOR E foul personal (1 - 4)			9 JOHNSON G foul drawn (2)
16:02	4 OLIOGU-ELABOR E substitution out			
16:02	44 MARCUS JR. M substitution out			
16:02	13 PRESLEY M substitution in			
16:02	33 JONES E substitution in			
16:02	1 O'CONNOR B substitution out			
16:02	44 MARCUS JR. M substitution in			
15:57	44 MARCUS JR. M foul personal (3 - 5)			4 DAVIS JR C foul drawn (2)
15:57	Timeout media			
15:54	44 MARCUS JR. M foul personal (4 - 6)			1 HIGH Z foul drawn (3)
15:54	44 MARCUS JR. M substitution out			
15:54	5 PENDERGRASS S substitution in			
15:39				4 DAVIS JR C 3pt FG , jump shot missed
15:36	5 PENDERGRASS S defensive rebound (2)			
15:16	33 JONES E 3pt FG , jump shot missed			
15:13				4 DAVIS JR C defensive rebound (2)
15:05		**40-36**	**4**	0 JAMES M 3pt FG fast break, jump shot made (8)
15:05				3 WILSON S assist (4)
14:46	6 OKOJIE B foul drawn (6)			3 WILSON S foul personal (2 - 1)
14:46	0 VALENTINE M substitution out			
14:46	1 O'CONNOR B substitution in			
14:46				9 JOHNSON G substitution out
14:46				8 OMOJAFO J substitution in
14:37	6 OKOJIE B 2pt FG outside the paint, jump shot made (10)	**42-36**	**6**	
14:19				0 JAMES M 3pt FG , jump shot missed
14:16	1 O'CONNOR B defensive rebound (2)			
14:12	6 OKOJIE B 3pt FG fast break, jump shot made (13)	**45-36**	**9**	
14:12	1 O'CONNOR B assist (3)			
14:05	33 JONES E foul flagrant 1 (1 - 7)			3 WILSON S foul drawn (2)
14:05		**45-37**	**8**	3 WILSON S free throw fast break 1 - 2 made (5)
14:05		**45-38**	**7**	3 WILSON S free throw fast break 2 - 2 made (6)
13:51				3 WILSON S 2pt FG outside the paint, jump shot blocked
13:51	5 PENDERGRASS S block (1)			
13:48	6 OKOJIE B defensive rebound (2)			
13:46	1 O'CONNOR B 2pt FG fast break in the paint, layup made (10)	**47-38**	**9**	
13:46	6 OKOJIE B assist (3)			
13:25				0 JAMES M 2pt FG in the paint, jump shot missed
13:23	5 PENDERGRASS S defensive rebound (3)			
13:19	6 OKOJIE B foul drawn (7)			3 WILSON S foul shooting (3 - 2)
13:19	6 OKOJIE B free throw fast break 1 - 2 missed			

Official Basketball Play by Play - Second Half

South Fla. at George Mason

11/21/26 EagleBank Arena, Fairfax

2026-27 Men's Basketball

Game Time: 4:00 PM
Game Duration: 2:15
Attendance: 3,604

Officials: Ron Groover, Lee Cassell, RJ Johnson

Game Time	MASON	Score	Diff	USF
13:19	offensive dead ball rebound (4)			
13:19				3 WILSON S substitution out
13:19				29 SHOSHKIKJ A substitution in
13:19	6 OKOJIE B free throw fast break 2 - 2 made (14)	**48-38**	**10**	
13:03				4 DAVIS JR C 2pt FG in the paint, layup missed
13:00	33 JONES E defensive rebound (1)			
12:45	1 O'CONNOR B 2pt FG in the paint, layup missed			
12:45	5 PENDERGRASS S offensive rebound (4)			
12:45	5 PENDERGRASS S foul drawn (2)			1 HIGH Z foul shooting (4 - 3)
12:45	5 PENDERGRASS S free throw 1 - 2 missed			
12:45	offensive dead ball rebound (5)			
12:45				1 HIGH Z substitution out
12:45				18 DIAWARA T substitution in
12:45	5 PENDERGRASS S free throw 2 - 2 made (3)	**49-38**	**11**	
12:43	13 PRESLEY M steal (1)			0 JAMES M turnover bad pass (1)
12:43	13 PRESLEY M 2pt FG from turnover in the paint, layup made (4)	**51-38**	**13**	
12:43	13 PRESLEY M foul drawn (2)			0 JAMES M foul shooting (1 - 4)
12:43	6 OKOJIE B substitution out			
12:43	4 OLIOGU-ELABOR E substitution in			
12:43				4 DAVIS JR C substitution out
12:43				3 WILSON S substitution in
12:43	13 PRESLEY M free throw 1 - 1 made (5)	**52-38**	**14**	
12:40				0 JAMES M substitution out
12:40				9 JOHNSON G substitution in
12:14				18 DIAWARA T 2pt FG in the paint, jump shot missed
12:10	4 OLIOGU-ELABOR E defensive rebound (7)			
12:05	33 JONES E foul drawn (1)			8 OMOJAFO J foul personal (1 - 5)
11:50	33 JONES E foul drawn (2)			18 DIAWARA T foul shooting (3 - 6)
11:50	Timeout media			
11:50				18 DIAWARA T substitution out
11:50				4 DAVIS JR C substitution in
11:50	33 JONES E free throw 1 - 2 made (3)	**53-38**	**15**	
11:50	33 JONES E free throw 2 - 2 made (4)	**54-38**	**16**	
11:33		**54-41**	**13**	29 SHOSHKIKJ A 3pt FG , jump shot made (6)
11:33				4 DAVIS JR C assist (4)
11:10	4 OLIOGU-ELABOR E 2pt FG outside the paint, jump shot made (10)	**56-41**	**15**	
10:53		**56-44**	**12**	9 JOHNSON G 3pt FG , jump shot made (3)
10:45	5 PENDERGRASS S foul drawn (3)			8 OMOJAFO J foul shooting (2 - 7)
10:45	5 PENDERGRASS S free throw 1 - 2 made (4)	**57-44**	**13**	
10:45	13 PRESLEY M substitution out			
10:45	33 JONES E substitution out			
10:45	6 OKOJIE B substitution in			
10:45	10 KANGA E substitution in			
10:45	5 PENDERGRASS S free throw 2 - 2 made (5)	**58-44**	**14**	
10:37				9 JOHNSON G 3pt FG , jump shot missed
10:34	defensive rebound (30)			
10:14	10 KANGA E 2pt FG in the paint, jump shot made (6)	**60-44**	**16**	
10:14	4 OLIOGU-ELABOR E assist (3)			

Official Basketball Play by Play - Second Half

South Fla. at George Mason

11/21/26 EagleBank Arena, Fairfax

2026-27 Men's Basketball

Game Time: 4:00 PM
Game Duration: 2:15
Attendance: 3,604

Officials: Ron Groover, Lee Cassell, RJ Johnson

Game Time	MASON	Score	Diff	USF
09:54		**60-47**	**13**	4 DAVIS JR C 3pt FG , jump shot made (9)
09:54				9 JOHNSON G assist (2)
09:35	10 KANGA E 2pt FG in the paint, floating jump shot made (8)	**62-47**	**15**	
09:35	5 PENDERGRASS S assist (1)			
09:25				9 JOHNSON G 3pt FG , jump shot missed
09:22	1 O'CONNOR B defensive rebound (3)			
09:10	10 KANGA E turnover lost ball (2)			
09:10	5 PENDERGRASS S substitution out			
09:10	33 JONES E substitution in			
09:10				9 JOHNSON G substitution out
09:10				1 HIGH Z substitution in
08:52		**62-49**	**13**	4 DAVIS JR C 2pt FG from turnover in the paint, driving layup made (11)
08:24	1 O'CONNOR B 2pt FG outside the paint, jump shot missed			
08:23	10 KANGA E offensive rebound (4)			
08:23	10 KANGA E foul drawn (2)			1 HIGH Z foul personal (5 - 8)
08:23				1 HIGH Z substitution out
08:23				12 GOODS R substitution in
08:23	10 KANGA E 1&1 free throw 1 made (9)	**63-49**	**14**	
08:23	10 KANGA E 1&1 free throw 2 missed			
08:21				29 SHOSHKIKJ A defensive rebound (1)
07:58	jump ball situation			
07:58	Timeout media			
07:56		**63-52**	**11**	4 DAVIS JR C 3pt FG , jump shot made (14)
07:56				3 WILSON S assist (5)
07:56	6 OKOJIE B foul shooting (3 - 8)			4 DAVIS JR C foul drawn (3)
07:56				29 SHOSHKIKJ A substitution out
07:56				0 JAMES M substitution in
07:56		**63-53**	**10**	4 DAVIS JR C free throw 1 - 1 made (15)
07:56				Timeout 30 Sec
07:36	10 KANGA E 2pt FG in the paint, alleyoop made (11)	**65-53**	**12**	
07:36	4 OLIOGU-ELABOR E assist (4)			
07:32				4 DAVIS JR C turnover bad pass (2)
07:12	1 O'CONNOR B turnover lost ball (1)			8 OMOJAFO J steal (1)
06:49		**65-55**	**10**	8 OMOJAFO J 2pt FG from turnover in the paint, layup made (10)
06:49				3 WILSON S assist (6)
06:46	4 OLIOGU-ELABOR E substitution out			
06:46	0 VALENTINE M substitution in			
06:46	6 OKOJIE B foul drawn (8)			8 OMOJAFO J foul personal (3 - 9)
06:46	10 KANGA E substitution out			
06:46	5 PENDERGRASS S substitution in			
06:46	6 OKOJIE B 1&1 free throw 1 made (15)	**66-55**	**11**	
06:46				8 OMOJAFO J substitution out
06:46				9 JOHNSON G substitution in
06:46	6 OKOJIE B 1&1 free throw 2 made (16)	**67-55**	**12**	
06:37				4 DAVIS JR C 3pt FG , jump shot missed
06:34				offensive rebound (20)
06:34	Head Coach's Challenge for out of bounds is unsuccessful			
06:34	Timeout 30 Sec			

Official Basketball Play by Play - Second Half

South Fla. at George Mason

11/21/26 EagleBank Arena, Fairfax

2026-27 Men's Basketball

Game Time: 4:00 PM
Game Duration: 2:15
Attendance: 3,604

Officials: Ron Groover, Lee Cassell, RJ Johnson

Game Time	MASON	Score	Diff	USF
06:34				12 GOODS R substitution out
06:34				18 DIAWARA T substitution in
06:26	6 OKOJIE B foul personal (4 - 9)			18 DIAWARA T foul drawn (1)
06:26		**67-56**	**11**	18 DIAWARA T 1&1 free throw 1 made (1)
06:26		**67-57**	**10**	18 DIAWARA T 1&1 free throw 2 made (2)
06:26				18 DIAWARA T substitution out
06:26				8 OMOJAFO J substitution in
06:13	33 JONES E foul drawn (3)			9 JOHNSON G foul personal (3 - 10)
06:13	33 JONES E free throw 1 - 2 made (5)	**68-57**	**11**	
06:13	33 JONES E free throw 2 - 2 made (6)	**69-57**	**12**	
05:54				8 OMOJAFO J 2pt FG in the paint, layup blocked
05:54	33 JONES E block (2)			
05:48	5 PENDERGRASS S defensive rebound (5)			
05:32	5 PENDERGRASS S 2pt FG outside the paint, turnaround jump shot missed			
05:29				9 JOHNSON G defensive rebound (5)
05:23				3 WILSON S 2pt FG in the paint, floating jump shot missed
05:19	6 OKOJIE B defensive rebound (3)			
05:07	0 VALENTINE M 3pt FG , jump shot missed			
05:04				4 DAVIS JR C defensive rebound (3)
04:58				8 OMOJAFO J 3pt FG , jump shot blocked
04:58	5 PENDERGRASS S block (2)			
04:57	5 PENDERGRASS S defensive rebound (6)			
04:57	jump ball situation			
04:33	6 OKOJIE B 2pt FG in the paint, layup missed			
04:31				9 JOHNSON G defensive rebound (6)
04:27		**69-59**	**10**	0 JAMES M 2pt FG fast break in the paint, driving layup made (10)
04:13	33 JONES E turnover travel (1)			
04:13	6 OKOJIE B substitution out			
04:13	33 JONES E substitution out			
04:13	10 KANGA E substitution in			
04:13	13 PRESLEY M substitution in			
04:13				8 OMOJAFO J substitution out
04:13				29 SHOSHKIKJ A substitution in
04:02				9 JOHNSON G 2pt FG from turnover in the paint, layup missed
03:58	10 KANGA E defensive rebound (5)			
03:41	5 PENDERGRASS S 3pt FG , jump shot missed			
03:38	5 PENDERGRASS S offensive rebound (7)			
03:36	5 PENDERGRASS S 2pt FG second chance in the paint, layup missed			
03:33	5 PENDERGRASS S offensive rebound (8)			
03:32	5 PENDERGRASS S 2pt FG second chance in the paint, layup missed			
03:29				29 SHOSHKIKJ A defensive rebound (2)
03:25				3 WILSON S 2pt FG in the paint, layup missed
03:21	0 VALENTINE M defensive rebound (6)			
02:56	5 PENDERGRASS S 3pt FG , jump shot missed			
02:55				defensive rebound (25)
02:55	5 PENDERGRASS S substitution out			

Official Basketball Play by Play - Second Half

South Fla. at George Mason

11/21/26 EagleBank Arena, Fairfax

2026-27 Men's Basketball

Game Time: 4:00 PM
Game Duration: 2:15
Attendance: 3,604

Officials: Ron Groover, Lee Cassell, RJ Johnson

Game Time	MASON	Score	Diff	USF
02:55	33 JONES E substitution in			
02:53	Timeout media			
02:53	13 PRESLEY M substitution out			
02:53	6 OKOJIE B substitution in			
02:37				9 JOHNSON G 2pt FG outside the paint, turnaround jump shot missed
02:34	1 O'CONNOR B defensive rebound (4)			
02:07	1 O'CONNOR B 3pt FG , jump shot missed			
02:04				9 JOHNSON G defensive rebound (7)
02:00	1 O'CONNOR B foul shooting (1 - 10)			3 WILSON S foul drawn (3)
01:59		**69-60**	**9**	3 WILSON S free throw fast break 1 - 2 made (7)
01:58				3 WILSON S free throw fast break 2 - 2 missed
01:57	33 JONES E defensive rebound (2)			
01:37	6 OKOJIE B 2pt FG in the paint, jump shot blocked			
01:37				29 SHOSHKIKJ A block (1)
01:36				29 SHOSHKIKJ A defensive rebound (3)
01:36	jump ball situation			
01:36	33 JONES E substitution out			
01:36	4 OLIOGU-ELABOR E substitution in			
01:36				Timeout 60 Sec
01:27				9 JOHNSON G 3pt FG , jump shot missed
01:24	1 O'CONNOR B defensive rebound (5)			
01:01	6 OKOJIE B foul drawn (9)			29 SHOSHKIKJ A foul shooting (1 - 11)
01:01	6 OKOJIE B free throw 1 - 2 made (17)	**70-60**	**10**	
01:01	10 KANGA E substitution out			
01:01	13 PRESLEY M substitution in			
01:01	6 OKOJIE B free throw 2 - 2 made (18)	**71-60**	**11**	
00:50	jump ball situation			
00:50	0 VALENTINE M steal (1)			0 JAMES M turnover lost ball (2)
00:23	1 O'CONNOR B 2pt FG from turnover in the paint, driving layup made (12)	**73-60**	**13**	
00:13				0 JAMES M 3pt FG , jump shot missed
00:12	6 OKOJIE B defensive rebound (4)			
00:12	Timeout 60 Sec			
00:12	4 OLIOGU-ELABOR E turnover bad pass (3)			
00:12	4 OLIOGU-ELABOR E foul personal (2 - 11)			4 DAVIS JR C foul drawn (4)
00:12		**73-61**	**12**	4 DAVIS JR C free throw 1 - 2 made (16)
00:12		**73-62**	**11**	4 DAVIS JR C free throw 2 - 2 made (17)
00:12				4 DAVIS JR C substitution out
00:12				2 MOORE D substitution in
END OF GAME				
MASON 73-62 USF				

Official Basketball Box Score - Second Half

South Fla. at George Mason

11/21/26 EagleBank Arena, Fairfax

2026-27 Men's Basketball

Game Time: 4:00 PM
Game Duration: 2:15
Attendance: 3,604

Officials: Ron Groover, Lee Cassell, RJ Johnson

South Fla. - 37

NO.	Name		Min	FG M-A	3P M-A	FT M-A	Rebounds OR	DR	TOT	Fouls PF	FD	TP	AS	TO	ST	Blocks BS	BA	+/-
1	Zayden High	F	08:02	2-2	0-0	1-1	0	1	1	2	3	5	0	0	0	0	0	3
0	Mike James	G	15:16	3-6	2-4	0-0	0	1	1	1	0	8	0	2	0	0	0	-3
3	Sonny Wilson	G	19:24	0-4	0-0	3-4	0	1	1	2	3	3	3	0	0	0	1	4
4	Chris Davis Jr	G	18:55	3-7	2-5	3-3	0	2	2	0	3	11	4	1	0	1	0	1
9	Garrett Johnson	G	15:30	1-7	1-5	0-0	0	5	5	1	1	3	1	0	0	0	0	6
8	Josh Omojafo		10:13	1-3	0-1	0-0	0	0	0	3	0	2	0	0	1	0	2	-7
29	Andrej Shoshkikj		09:36	1-1	1-1	0-0	0	3	3	1	0	3	0	0	0	1	0	-3
18	Tiefing Diawara		01:03	0-1	0-0	2-2	0	0	0	1	1	2	0	0	0	0	0	-2
12	Richard Goods		01:49	0-0	0-0	0-0	0	0	0	0	0	0	0	0	0	0	0	1
2	Darren Moore		00:12	0-0	0-0	0-0	0	0	0	0	0	0	0	0	0	0	0	0
Team							1	1	2	0		0		0				
Totals				11-31	6-16	9-10	1	14	15	11	11	37	8	3	1	2	3	0

Shooting By Period			
2nd	FG%	11-31	35.5%
	3PT%	6-16	37.5%
	FT%	9-10	90%
GM	FG%	11-31	35.5%
	3PT%	6-16	37.5%
	FT%	9-10	90.0%

Dead Ball Rebounds: 0, 0

Major Fouls: NONE

George Mason - 37

NO.	Name		Min	FG M-A	3P M-A	FT M-A	Rebounds OR	DR	TOT	Fouls PF	FD	TP	AS	TO	ST	Blocks BS	BA	+/-
10	Emmanuel Kanga	F	08:09	4-4	0-0	1-2	1	1	2	1	1	9	0	1	0	0	0	-3
0	Makhai Valentine	G	12:00	1-3	0-1	0-0	1	2	3	0	0	2	0	0	1	0	0	-6
1	Brayden O'Connor	G	18:44	2-8	0-1	0-0	0	4	4	1	0	4	1	1	0	0	1	3
4	Efeosa Oliogu-Elabor	G	11:31	1-4	0-1	0-0	2	1	3	2	0	2	3	1	0	0	0	-5
6	Baraka Okojie	G	16:42	2-5	1-1	5-6	0	3	3	2	4	10	1	0	0	0	1	0
44	Michael Marcus Jr.		03:08	0-1	0-0	0-0	1	1	2	4	0	0	0	0	0	0	0	-4
13	Malik Presley		07:38	1-1	0-0	1-1	0	0	0	0	1	3	0	0	1	0	0	7
33	Elijah Jones		11:33	0-1	0-1	4-4	0	2	2	1	3	4	0	1	0	1	0	0
5	Shane Pendergrass		10:35	0-5	0-2	3-4	3	4	7	0	2	3	1	0	0	2	0	8
Team							0	1	1	0		0		0				
Totals				11-32	1-7	14-17	8	19	27	11	11	37	6	4	2	3	2	0

Shooting By Period			
2nd	FG%	11-32	34.4%
	3PT%	1-7	14.3%
	FT%	14-17	82.4%
GM	FG%	11-32	34.4%
	3PT%	1-7	14.3%
	FT%	14-17	82.4%

Dead Ball Rebounds: 2, 1

Major Fouls: Jones (F1) 2nd 14:05

	USF	MASON
Biggest lead	0 (1st 20:00)	16 (2nd 11:50)
Best Scoring Run	8 (2nd 17:05)	9 (2nd 11:50)
Lead Changes	0	
Times Tied	0	
Time with Lead	00:00	19:47

Points from	USF	MASON
Turnovers	6	5
Paint	10	14
Second Chance	2	2
Fast Breaks	8	6
Bench	7	10

Period by Period Scoring	1st	2nd	TOT
USF	25	37	62
MASON	36	37	73

Official Basketball Shot Areas - Final

South Fla. at George Mason

11/21/26 EagleBank Arena, Fairfax

2026-27 Men's Basketball

Game Time: 4:00 PM
Game Duration: 2:15
Attendance: 3,604

Officials: Ron Groover, Lee Cassell, RJ Johnson

Players => All; FG Types => All ; Results => All ;

George Mason

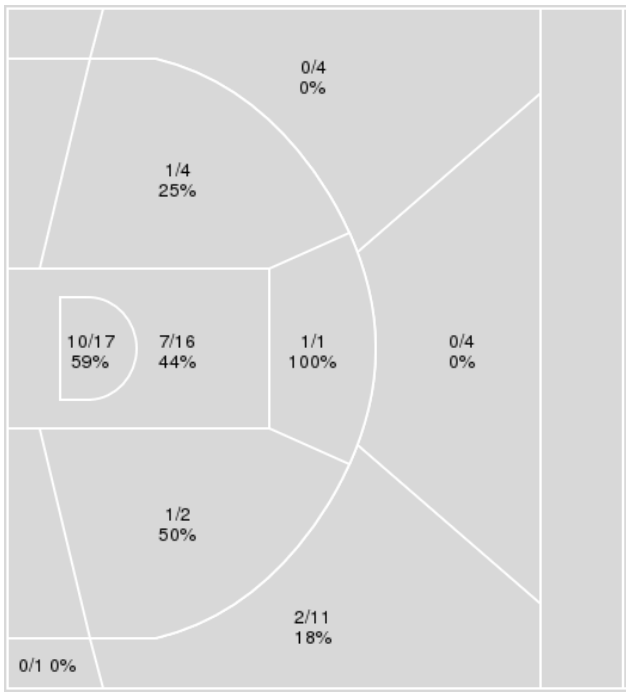

George Mason	M/A	%
Field Goals	22/60	37
2 Points	20/40	50
3 Points	2/20	10
Free Throws	27/33	82

Players => All; FG Types => All ; Results => All ;

South Fla.

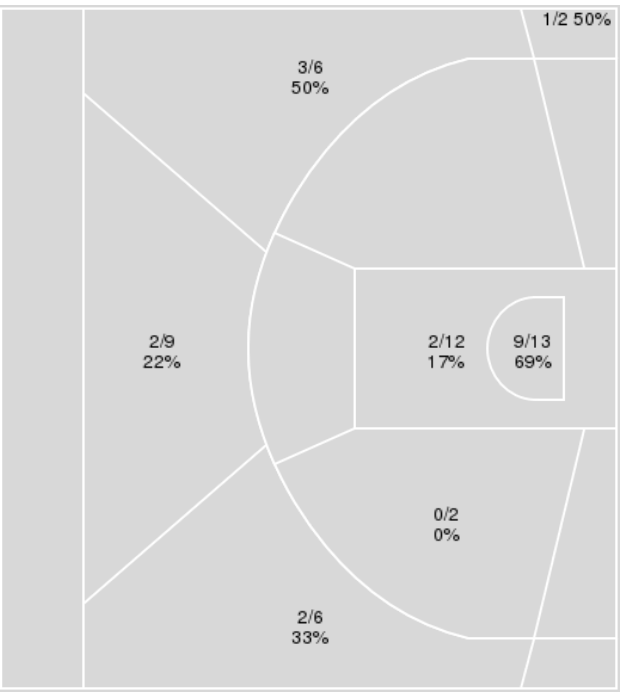

South Fla.	M/A	%
Field Goals	19/50	38
2 Points	11/27	41
3 Points	8/23	35
Free Throws	16/21	76

Official Basketball Player Plus/Minus Summary - Final

South Fla. at George Mason

11/21/26 EagleBank Arena, Fairfax

2026-27 Men's Basketball

Game Time: 4:00 PM
Game Duration: 2:15
Attendance: 3,604

Officials: Ron Groover, Lee Cassell, RJ Johnson

South Fla.

No	Name	Mins		Score		Points Diff		Points per Min		Assists		Rebounds		Steals		Turnovers	
		On	Off	On	Off	On	Off	On	Off	On	Off	On	Off	On	Off	On	Off
0	Mike James	31:53	08:07	42-55	20-18	-13	2	1.32	2.46	8	4	26	1	3	2	15	2
1	Zayden High	13:42	26:18	22-20	40-53	2	-13	1.61	1.52	6	6	9	18	1	4	3	14
2	Darren Moore	00:12	39:48	0-0	62-73	0	-11	0.00	1.56	0	12	0	27	0	5	0	17
3	Sonny Wilson	36:01	03:59	56-62	6-11	-6	-5	1.55	1.51	11	1	27	0	3	2	14	3
4	Chris Davis Jr	36:44	03:16	58-68	4-5	-10	-1	1.58	1.22	11	1	26	1	5	0	14	3
8	Josh Omojafo	25:52	14:08	45-54	17-19	-9	-2	1.74	1.20	8	4	12	15	5	0	13	4
9	Garrett Johnson	25:57	14:03	39-41	23-32	-2	-9	1.50	1.64	7	5	20	7	3	2	8	9
12	Richard Goods	09:15	30:45	16-22	46-51	-6	-5	1.73	1.50	4	8	8	19	1	4	9	8
18	Tiefing Diawara	05:14	34:46	5-12	57-61	-7	-4	0.95	1.64	0	12	1	26	2	3	2	15
29	Andrej Shoshkikj	15:10	24:50	27-31	35-42	-4	-7	1.78	1.41	5	7	6	21	2	3	7	10

George Mason

No	Name	Mins		Score		Points Diff		Points per Min		Assists		Rebounds		Steals		Turnovers	
		On	Off	On	Off	On	Off	On	Off	On	Off	On	Off	On	Off	On	Off
0	Makhai Valentine	26:26	13:34	38-33	35-29	5	6	1.44	2.58	3	8	33	10	3	4	6	5
1	Brayden O'Connor	36:09	03:51	63-55	10-7	8	3	1.74	2.60	10	1	41	2	7	0	10	1
4	Efeosa Oliogu-Elabor	24:24	15:36	48-42	25-20	6	5	1.97	1.60	7	4	23	20	3	4	7	4
5	Shane Pendergrass	15:41	24:19	34-25	39-37	9	2	2.17	1.60	5	6	20	23	3	4	4	7
6	Baraka Okojie	30:54	09:06	59-47	14-15	12	-1	1.91	1.54	10	1	33	10	5	2	9	2
10	Emmanuel Kanga	20:04	19:56	31-30	42-32	1	10	1.54	2.11	7	4	22	21	2	5	5	6
13	Malik Presley	15:25	24:35	34-25	39-37	9	2	2.21	1.59	6	5	15	28	6	1	5	6
33	Elijah Jones	21:21	18:39	40-41	33-21	-1	12	1.87	1.77	5	6	18	25	3	4	6	5
44	Michael Marcus Jr.	09:36	30:24	18-12	55-50	6	5	1.88	1.81	2	9	10	33	3	4	3	8

Official Basketball Shot Chart - Final

South Fla. at George Mason

11/21/26 EagleBank Arena, Fairfax

2026-27 Men's Basketball

Game Time: 4:00 PM
Game Duration: 2:15
Attendance: 3,604

Officials: Ron Groover, Lee Cassell, RJ Johnson

Players => All ; FG Types => All ; Results => All ;

South Fla.

All Field Goals

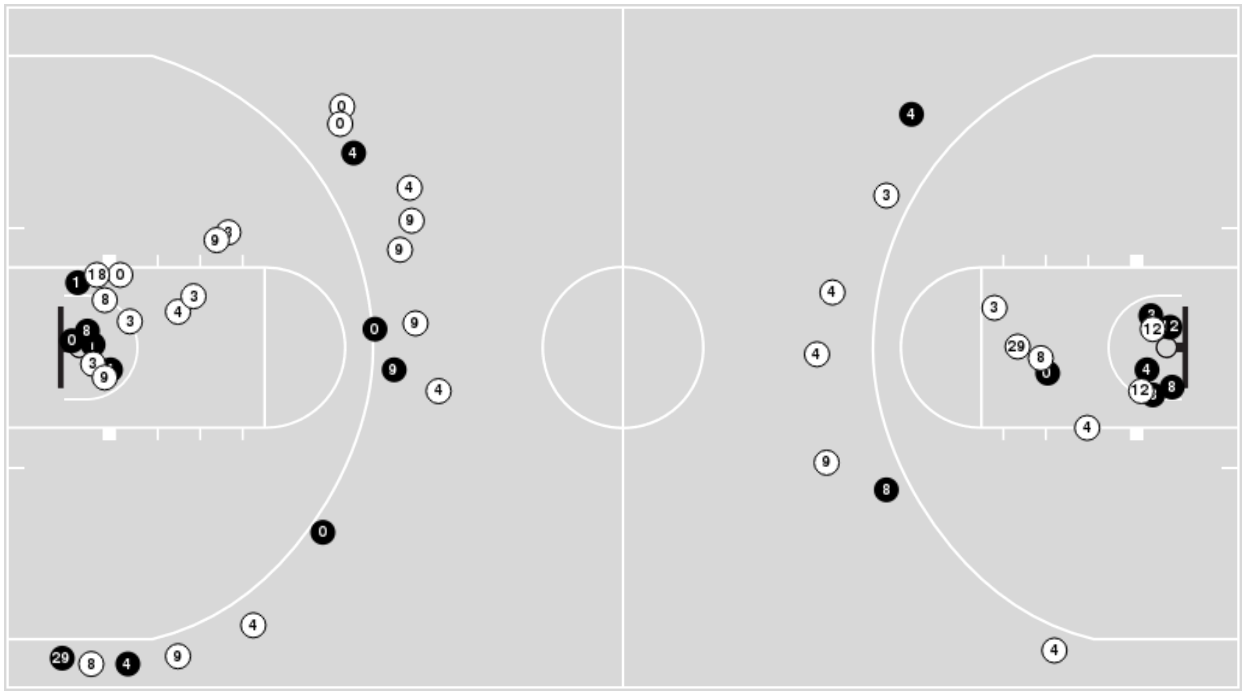

Shots in the Paint

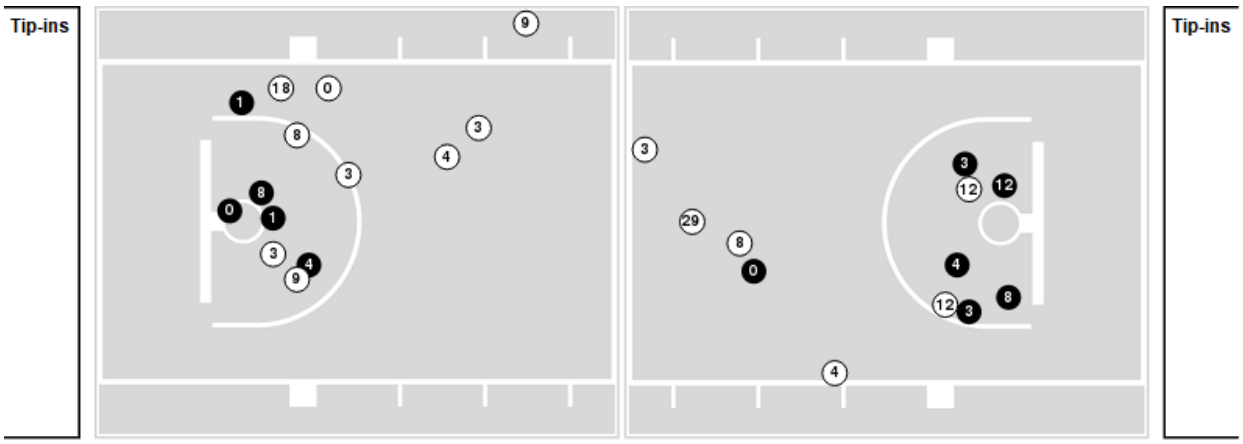

Made Missed N - Player Number

South Fla.	M/A	%
Field Goals	19/50	38
2 Points	11/27	41
3 Points	8/23	35
Free Throws	16/21	76

South Fla.	M/A	%
Points in the Paint	22 (11/25)	44
Fast Break Points	9 (6/8)	75
Second Chance Points	2 (2/5)	40
Effective FG%	46	

Official Basketball Shot Chart - Final

South Fla. at George Mason

11/21/26 EagleBank Arena, Fairfax

2026-27 Men's Basketball

Game Time: 4:00 PM
Game Duration: 2:15
Attendance: 3,604

Officials: Ron Groover, Lee Cassell, RJ Johnson

Players => All ; FG Types => All ; Results => All ;

George Mason

All Field Goals

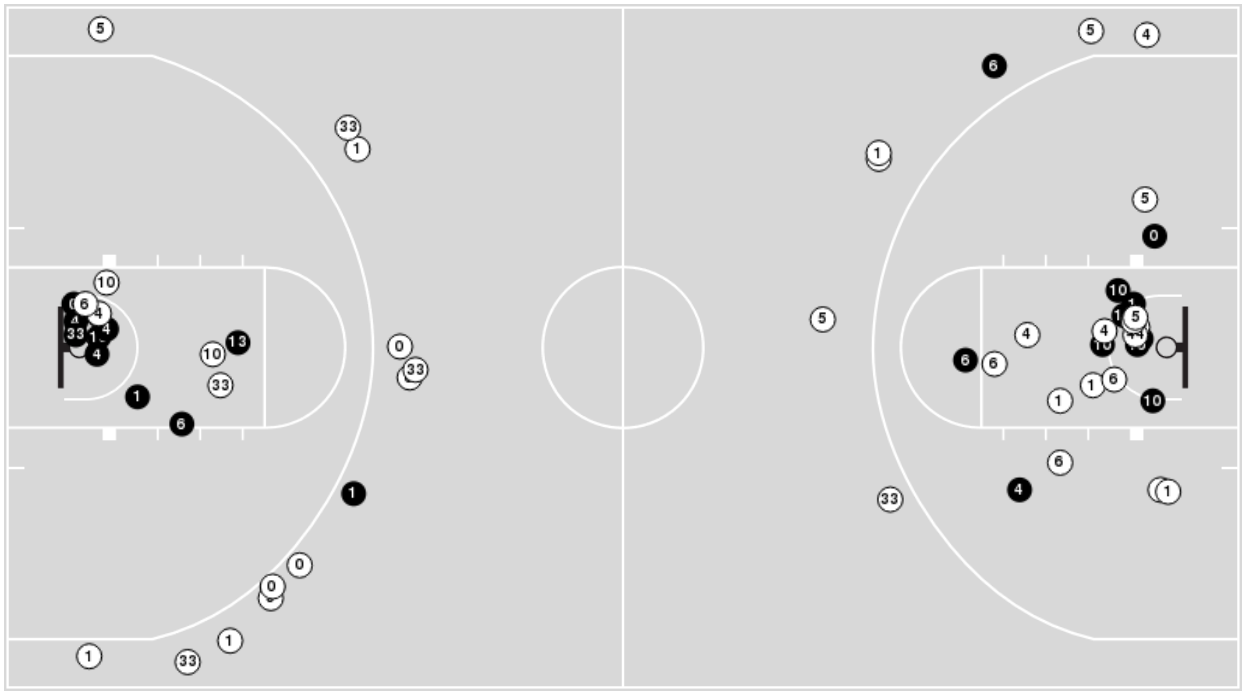

Shots in the Paint

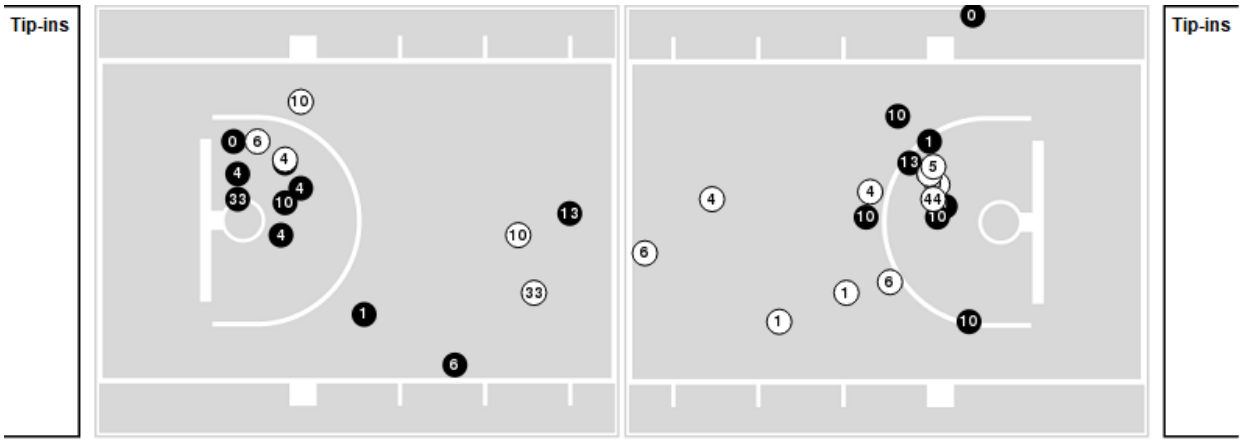

Made Missed N - Player Number

George Mason	M/A	%
Field Goals	22/60	37
2 Points	20/40	50
3 Points	2/20	10
Free Throws	27/33	82

George Mason	M/A	%
Points in the Paint	34 (17/33)	52
Fast Break Points	10 (5/6)	83
Second Chance Points	9 (8/22)	36
Effective FG%	38	

Official Basketball Rotations Summary - Final

South Fla. at George Mason

11/21/26 EagleBank Arena, Fairfax

2026-27 Men's Basketball

Game Time: 4:00 PM
Game Duration: 2:15
Attendance: 3,604

Officials: Ron Groover, Lee Cassell, RJ Johnson

South Fla.

Lineup	Quarter On	Time On	Quarter Off	Time Off	Time on Court	Score	Score Diff	Reb	Stl	Tov	Ast	PPP
0- James M/ 1- High Z/ 3- Wilson S/ 4- Davis Jr C/ 9- Johnson G/	1	20:00	1	17:35	02:25	0-6	-6	1	0	2	0	0.0000
0- James M/ 3- Wilson S/ 4- Davis Jr C/ 9- Johnson G/ 18- Diawara T/	1	17:35	1	16:39	00:56	1-2	-1	1	0	0	0	1.1364
0- James M/ 3- Wilson S/ 4- Davis Jr C/ 9- Johnson G/ 12- Goods R/	1	16:39	1	15:39	01:00	0-2	-2	2	0	1	0	0.0000
0- James M/ 3- Wilson S/ 4- Davis Jr C/ 8- Omojafo J/ 12- Goods R/	1	15:39	1	14:54	00:45	0-2	-2	0	0	1	0	0.0000
0- James M/ 3- Wilson S/ 8- Omojafo J/ 12- Goods R/ 29- Shoshkikj A/	1	14:54	1	12:43	02:11	4-4	0	1	0	3	1	0.8197
4- Davis Jr C/ 8- Omojafo J/ 9- Johnson G/ 12- Goods R/ 29- Shoshkikj A/	1	12:43	1	11:34	01:09	4-4	0	0	0	1	1	1.6393
4- Davis Jr C/ 8- Omojafo J/ 9- Johnson G/ 18- Diawara T/ 29- Shoshkikj A/	1	11:34	1	09:20	02:14	2-3	-1	0	2	1	0	0.6667
0- James M/ 3- Wilson S/ 4- Davis Jr C/ 8- Omojafo J/ 9- Johnson G/	1	09:20	1	09:19	00:01	0-1	-1	0	0	0	0	0.0000
0- James M/ 3- Wilson S/ 4- Davis Jr C/ 8- Omojafo J/ 18- Diawara T/	1	09:19	1	08:39	00:40	0-2	-2	0	0	0	0	0.0000
0- James M/ 1- High Z/ 3- Wilson S/ 4- Davis Jr C/ 8- Omojafo J/	1	08:39	1	05:24	03:15	7-2	5	2	1	1	2	1.4000
0- James M/ 3- Wilson S/ 4- Davis Jr C/ 8- Omojafo J/ 12- Goods R/	1	05:24	1	03:03	02:21	2-5	-3	3	0	2	0	0.4098
0- James M/ 3- Wilson S/ 4- Davis Jr C/ 8- Omojafo J/ 9- Johnson G/	1	03:03	1	00:39	02:23	5-1	4	2	1	1	0	1.0504
0- James M/ 3- Wilson S/ 4- Davis Jr C/ 8- Omojafo J/ 18- Diawara T/	1	00:39	1	00:33	00:06	0-1	-1	0	0	0	0	0.0000
0- James M/ 3- Wilson S/ 4- Davis Jr C/ 8- Omojafo J/ 9- Johnson G/	1	00:33	1	00:15	00:18	0-1	-1	0	0	1	0	0.0000
0- James M/ 3- Wilson S/ 4- Davis Jr C/ 8- Omojafo J/ 18- Diawara T/	1	00:15	2	20:00	00:15	0-0	0	0	0	0	0	0.0000
0- James M/ 1- High Z/ 3- Wilson S/ 4- Davis Jr C/ 9- Johnson G/	2	20:00	2	14:46	05:14	11-4	7	6	0	0	4	1.3033
0- James M/ 1- High Z/ 3- Wilson S/ 4- Davis Jr C/ 8- Omojafo J/	2	14:46	2	13:19	01:27	2-7	-5	0	0	0	0	0.5155
0- James M/ 1- High Z/ 4- Davis Jr C/ 8- Omojafo J/ 29- Shoshkikj A/	2	13:19	2	12:45	00:34	0-1	-1	0	0	0	0	0.0000
0- James M/ 4- Davis Jr C/ 8- Omojafo J/ 18- Diawara T/ 29- Shoshkikj A/	2	12:45	2	12:43	00:02	0-3	-3	0	0	1	0	0.0000
0- James M/ 3- Wilson S/ 8- Omojafo J/ 18- Diawara T/ 29- Shoshkikj A/	2	12:43	2	12:40	00:03	0-1	-1	0	0	0	0	0.0000
3- Wilson S/ 8- Omojafo J/ 9- Johnson G/ 18- Diawara T/ 29- Shoshkikj A/	2	12:40	2	11:50	00:50	0-0	0	0	0	0	0	0.0000
3- Wilson S/ 4- Davis Jr C/ 8- Omojafo J/ 9- Johnson G/ 29- Shoshkikj A/	2	11:50	2	09:10	02:40	9-10	-1	0	0	0	2	1.8000
1- High Z/ 3- Wilson S/ 4- Davis Jr C/ 8- Omojafo J/ 29- Shoshkikj A/	2	09:10	2	08:23	00:47	2-0	2	0	0	0	0	2.0000
3- Wilson S/ 4- Davis Jr C/ 8- Omojafo J/ 12- Goods R/ 29- Shoshkikj A/	2	08:23	2	07:56	00:27	3-1	2	1	0	0	1	3.0000
0- James M/ 3- Wilson S/ 4- Davis Jr C/ 8- Omojafo J/ 12- Goods R/	2	07:56	2	06:46	01:10	3-3	0	0	1	1	1	1.2295
0- James M/ 3- Wilson S/ 4- Davis Jr C/ 9- Johnson G/ 12- Goods R/	2	06:46	2	06:34	00:12	0-1	-1	1	0	0	0	0.0000
0- James M/ 3- Wilson S/ 4- Davis Jr C/ 9- Johnson G/ 18- Diawara T/	2	06:34	2	06:26	00:08	2-0	2	0	0	0	0	2.2727
0- James M/ 3- Wilson S/ 4- Davis Jr C/ 8- Omojafo J/ 9- Johnson G/	2	06:26	2	04:13	02:13	2-2	0	3	0	0	0	0.5000
0- James M/ 3- Wilson S/ 4- Davis Jr C/ 9- Johnson G/ 29- Shoshkikj A/	2	04:13	2	00:12	04:00	3-4	-1	4	0	1	0	0.3866
0- James M/ 2- Moore D/ 3- Wilson S/ 9- Johnson G/ 29- Shoshkikj A/	2	00:12	2	00:00	00:12	0-0	0	0	0	0	0	0.0000

Official Basketball Rotations Summary - Final

South Fla. at George Mason

11/21/26 EagleBank Arena, Fairfax

2026-27 Men's Basketball

Game Time: 4:00 PM
Game Duration: 2:15
Attendance: 3,604

Officials: Ron Groover, Lee Cassell, RJ Johnson

George Mason

Lineup	Quarter On	Time On	Quarter Off	Time Off	Time on Court	Score	Score Diff	Reb	Stl	Tov	Ast	PPP
0- Valentine M/ 1- O'Connor B/ 4- Oliogu-Elabor E/ 6- Okojie B/ 10- Kanga E/	1	20:00	1	16:25	03:35	8-1	7	6	0	0	1	1.6807
0- Valentine M/ 1- O'Connor B/ 6- Okojie B/ 13- Presley M/ 44- Marcus Jr. M/	1	16:25	1	14:54	01:31	4-0	4	1	1	1	1	1.3333
1- O'Connor B/ 6- Okojie B/ 13- Presley M/ 33- Jones E/ 44- Marcus Jr. M/	1	14:54	1	12:43	02:11	4-4	0	0	2	1	1	1.0000
4- Oliogu-Elabor E/ 6- Okojie B/ 10- Kanga E/ 13- Presley M/ 33- Jones E/	1	12:43	1	11:05	01:38	4-4	0	0	0	1	1	1.3889
1- O'Connor B/ 4- Oliogu-Elabor E/ 5- Pendergrass S/ 10- Kanga E/ 13- Presley M/	1	11:05	1	09:20	01:45	2-2	0	1	1	1	1	0.6667
0- Valentine M/ 1- O'Connor B/ 4- Oliogu-Elabor E/ 5- Pendergrass S/ 10- Kanga E/	1	09:20	1	05:59	03:21	6-5	1	3	1	1	0	1.0204
0- Valentine M/ 1- O'Connor B/ 6- Okojie B/ 10- Kanga E/ 33- Jones E/	1	05:59	1	04:23	01:36	0-4	-4	2	0	0	0	0.0000
0- Valentine M/ 1- O'Connor B/ 6- Okojie B/ 33- Jones E/ 44- Marcus Jr. M/	1	04:23	1	04:00	00:23	0-0	0	1	0	0	0	0.0000
0- Valentine M/ 4- Oliogu-Elabor E/ 6- Okojie B/ 33- Jones E/ 44- Marcus Jr. M/	1	04:00	1	03:03	00:57	6-0	6	1	0	0	0	2.1739
0- Valentine M/ 1- O'Connor B/ 4- Oliogu-Elabor E/ 6- Okojie B/ 33- Jones E/	1	03:03	1	01:26	01:37	0-3	-3	0	0	1	0	0.0000
0- Valentine M/ 1- O'Connor B/ 6- Okojie B/ 33- Jones E/ 44- Marcus Jr. M/	1	01:26	1	01:03	00:23	0-0	0	0	0	1	0	0.0000
0- Valentine M/ 1- O'Connor B/ 13- Presley M/ 33- Jones E/ 44- Marcus Jr. M/	1	01:03	1	00:39	00:23	0-2	-2	1	0	0	0	0.0000
0- Valentine M/ 1- O'Connor B/ 6- Okojie B/ 33- Jones E/ 44- Marcus Jr. M/	1	00:39	1	00:33	00:06	2-0	2	0	0	0	0	2.2727
0- Valentine M/ 1- O'Connor B/ 13- Presley M/ 33- Jones E/ 44- Marcus Jr. M/	1	00:33	1	00:15	00:18	0-0	0	0	0	0	0	0.0000
0- Valentine M/ 1- O'Connor B/ 6- Okojie B/ 33- Jones E/ 44- Marcus Jr. M/	1	00:15	2	20:00	00:15	0-0	0	0	0	0	0	0.0000
0- Valentine M/ 1- O'Connor B/ 4- Oliogu-Elabor E/ 6- Okojie B/ 10- Kanga E/	2	20:00	2	19:02	00:58	2-2	0	0	0	0	1	1.0000
0- Valentine M/ 1- O'Connor B/ 4- Oliogu-Elabor E/ 6- Okojie B/ 44- Marcus Jr. M/	2	19:02	2	16:02	03:00	2-6	-4	6	0	0	0	0.4000
0- Valentine M/ 1- O'Connor B/ 6- Okojie B/ 13- Presley M/ 33- Jones E/	2	16:02	2	16:02	00:00	0-0	0	0	0	0	0	0.0000
0- Valentine M/ 6- Okojie B/ 13- Presley M/ 33- Jones E/ 44- Marcus Jr. M/	2	16:02	2	15:54	00:08	0-0	0	0	0	0	0	0.0000
0- Valentine M/ 5- Pendergrass S/ 6- Okojie B/ 13- Presley M/ 33- Jones E/	2	15:54	2	14:46	01:08	0-3	-3	1	0	0	0	0.0000
1- O'Connor B/ 5- Pendergrass S/ 6- Okojie B/ 13- Presley M/ 33- Jones E/	2	14:46	2	12:43	02:03	11-2	9	5	1	0	2	1.9097
1- O'Connor B/ 4- Oliogu-Elabor E/ 5- Pendergrass S/ 13- Presley M/ 33- Jones E/	2	12:43	2	10:45	01:58	6-6	0	1	0	0	0	2.1739
1- O'Connor B/ 4- Oliogu-Elabor E/ 5- Pendergrass S/ 6- Okojie B/ 10- Kanga E/	2	10:45	2	09:10	01:35	5-3	2	2	0	1	2	1.4535
1- O'Connor B/ 4- Oliogu-Elabor E/ 6- Okojie B/ 10- Kanga E/ 33- Jones E/	2	09:10	2	06:46	02:24	3-8	-5	1	0	1	1	1.0417
0- Valentine M/ 1- O'Connor B/ 6- Okojie B/ 10- Kanga E/ 33- Jones E/	2	06:46	2	06:46	00:00	0-0	0	0	0	0	0	0.0000
0- Valentine M/ 1- O'Connor B/ 5- Pendergrass S/ 6- Okojie B/ 33- Jones E/	2	06:46	2	04:13	02:33	4-4	0	3	0	1	0	0.6944
0- Valentine M/ 1- O'Connor B/ 5- Pendergrass S/ 10- Kanga E/ 13- Presley M/	2	04:13	2	02:55	01:18	0-0	0	4	0	0	0	0.0000
0- Valentine M/ 1- O'Connor B/ 10- Kanga E/ 13- Presley M/ 33- Jones E/	2	02:55	2	02:53	00:02	0-0	0	0	0	0	0	0.0000
0- Valentine M/ 1- O'Connor B/ 6- Okojie B/ 10- Kanga E/ 33- Jones E/	2	02:53	2	01:36	01:17	0-1	-1	2	0	0	0	0.0000
0- Valentine M/ 1- O'Connor B/ 4- Oliogu-Elabor E/ 6- Okojie B/ 10- Kanga E/	2	01:36	2	01:01	00:35	1-0	1	1	0	0	0	2.2727
0- Valentine M/ 1- O'Connor B/ 4- Oliogu-Elabor E/ 6- Okojie B/ 13- Presley M/	2	01:01	2	00:00	01:01	3-2	1	1	1	1	0	1.2295

Official Basketball Line Up Analysis - Final

South Fla. at George Mason

11/21/26 EagleBank Arena, Fairfax

2026-27 Men's Basketball

Game Time: 4:00 PM
Game Duration: 2:15
Attendance: 3,604

Officials: Ron Groover, Lee Cassell, RJ Johnson

South Fla.

Lineup	Time	Score	Score Diff	Pts/Min	Reb	Stl	Tov	Ast	PPP
0- James M/ 1- High Z/ 3- Wilson S/ 4- Davis Jr C/ 9- Johnson G/	07:39	11-10	1	1.4379	7	0	2	4	0.8842
0- James M/ 3- Wilson S/ 4- Davis Jr C/ 8- Omojafo J/ 9- Johnson G/	04:55	7-5	2	1.4208	5	1	2	0	0.7172
0- James M/ 1- High Z/ 3- Wilson S/ 4- Davis Jr C/ 8- Omojafo J/	04:42	9-9	0	1.9149	2	1	1	2	1.0135
0- James M/ 3- Wilson S/ 4- Davis Jr C/ 8- Omojafo J/ 12- Goods R/	04:16	5-10	-5	1.1719	3	1	4	1	0.6010
0- James M/ 3- Wilson S/ 4- Davis Jr C/ 9- Johnson G/ 29- Shoshkikj A/	04:00	3-4	-1	0.7478	4	0	1	0	0.3866
3- Wilson S/ 4- Davis Jr C/ 8- Omojafo J/ 9- Johnson G/ 29- Shoshkikj A/	02:40	9-10	-1	3.3750	0	0	0	2	1.8000
4- Davis Jr C/ 8- Omojafo J/ 9- Johnson G/ 18- Diawara T/ 29- Shoshkikj A/	02:14	2-3	-1	0.8955	0	2	1	0	0.6667
0- James M/ 3- Wilson S/ 8- Omojafo J/ 12- Goods R/ 29- Shoshkikj A/	02:11	4-4	0	1.8321	1	0	3	1	0.8197
0- James M/ 3- Wilson S/ 4- Davis Jr C/ 9- Johnson G/ 12- Goods R/	01:12	0-3	-3	0.0000	3	0	1	0	0.0000
4- Davis Jr C/ 8- Omojafo J/ 9- Johnson G/ 12- Goods R/ 29- Shoshkikj A/	01:09	4-4	0	3.4783	0	0	1	1	1.6393
0- James M/ 3- Wilson S/ 4- Davis Jr C/ 9- Johnson G/ 18- Diawara T/	01:04	3-2	1	2.8125	1	0	0	0	1.7045
0- James M/ 3- Wilson S/ 4- Davis Jr C/ 8- Omojafo J/ 18- Diawara T/	01:01	0-3	-3	0.0000	0	0	0	0	0.0000
3- Wilson S/ 8- Omojafo J/ 9- Johnson G/ 18- Diawara T/ 29- Shoshkikj A/	00:50	0-0	0	0.0000	0	0	0	0	0.0000
1- High Z/ 3- Wilson S/ 4- Davis Jr C/ 8- Omojafo J/ 29- Shoshkikj A/	00:47	2-0	2	2.5532	0	0	0	0	2.0000
0- James M/ 1- High Z/ 4- Davis Jr C/ 8- Omojafo J/ 29- Shoshkikj A/	00:34	0-1	-1	0.0000	0	0	0	0	0.0000
3- Wilson S/ 4- Davis Jr C/ 8- Omojafo J/ 12- Goods R/ 29- Shoshkikj A/	00:27	3-1	2	6.6667	1	0	0	1	3.0000
0- James M/ 2- Moore D/ 3- Wilson S/ 9- Johnson G/ 29- Shoshkikj A/	00:12	0-0	0	0.0000	0	0	0	0	0.0000
0- James M/ 3- Wilson S/ 8- Omojafo J/ 18- Diawara T/ 29- Shoshkikj A/	00:03	0-1	-1	0.0000	0	0	0	0	0.0000
0- James M/ 4- Davis Jr C/ 8- Omojafo J/ 18- Diawara T/ 29- Shoshkikj A/	00:02	0-3	-3	0.0000	0	0	1	0	0.0000

Official Basketball Line Up Analysis - Final

South Fla. at George Mason

11/21/26 EagleBank Arena, Fairfax

2026-27 Men's Basketball

Game Time: 4:00 PM
Game Duration: 2:15
Attendance: 3,604

Officials: Ron Groover, Lee Cassell, RJ Johnson

George Mason

Lineup	Time	Score	Score Diff	Pts/Min	Reb	Stl	Tov	Ast	PPP
0- Valentine M/ 1- O'Connor B/ 4- Oliogu-Elabor E/ 6- Okojie B/ 10- Kanga E/	05:08	11-3	8	2.1429	7	0	0	2	1.5278
0- Valentine M/ 1- O'Connor B/ 4- Oliogu-Elabor E/ 5- Pendergrass S/ 10- Kanga E/	03:21	6-5	1	1.7910	3	1	1	0	1.0204
0- Valentine M/ 1- O'Connor B/ 4- Oliogu-Elabor E/ 6- Okojie B/ 44- Marcus Jr. M/	03:00	2-6	-4	0.6667	6	0	0	0	0.4000
0- Valentine M/ 1- O'Connor B/ 6- Okojie B/ 10- Kanga E/ 33- Jones E/	02:53	0-5	-5	0.0000	4	0	0	0	0.0000
0- Valentine M/ 1- O'Connor B/ 5- Pendergrass S/ 6- Okojie B/ 33- Jones E/	02:33	4-4	0	1.5686	3	0	1	0	0.6944
1- O'Connor B/ 4- Oliogu-Elabor E/ 6- Okojie B/ 10- Kanga E/ 33- Jones E/	02:24	3-8	-5	1.2500	1	0	1	1	1.0417
1- O'Connor B/ 6- Okojie B/ 13- Presley M/ 33- Jones E/ 44- Marcus Jr. M/	02:11	4-4	0	1.8321	0	2	1	1	1.0000
1- O'Connor B/ 5- Pendergrass S/ 6- Okojie B/ 13- Presley M/ 33- Jones E/	02:03	11-2	9	5.3659	5	1	0	2	1.9097
1- O'Connor B/ 4- Oliogu-Elabor E/ 5- Pendergrass S/ 13- Presley M/ 33- Jones E/	01:58	6-6	0	3.0508	1	0	0	0	2.1739
1- O'Connor B/ 4- Oliogu-Elabor E/ 5- Pendergrass S/ 10- Kanga E/ 13- Presley M/	01:45	2-2	0	1.1429	1	1	1	1	0.6667
4- Oliogu-Elabor E/ 6- Okojie B/ 10- Kanga E/ 13- Presley M/ 33- Jones E/	01:38	4-4	0	2.4490	0	0	1	1	1.3889
0- Valentine M/ 1- O'Connor B/ 4- Oliogu-Elabor E/ 6- Okojie B/ 33- Jones E/	01:37	0-3	-3	0.0000	0	0	1	0	0.0000
1- O'Connor B/ 4- Oliogu-Elabor E/ 5- Pendergrass S/ 6- Okojie B/ 10- Kanga E/	01:35	5-3	2	3.1579	2	0	1	2	1.4535
0- Valentine M/ 1- O'Connor B/ 6- Okojie B/ 13- Presley M/ 44- Marcus Jr. M/	01:31	4-0	4	2.6374	1	1	1	1	1.3333
0- Valentine M/ 1- O'Connor B/ 5- Pendergrass S/ 10- Kanga E/ 13- Presley M/	01:18	0-0	0	0.0000	4	0	0	0	0.0000
0- Valentine M/ 5- Pendergrass S/ 6- Okojie B/ 13- Presley M/ 33- Jones E/	01:08	0-3	-3	0.0000	1	0	0	0	0.0000
0- Valentine M/ 1- O'Connor B/ 6- Okojie B/ 33- Jones E/ 44- Marcus Jr. M/	01:07	2-0	2	1.7804	1	0	1	0	0.5155
0- Valentine M/ 1- O'Connor B/ 4- Oliogu-Elabor E/ 6- Okojie B/ 13- Presley M/	01:01	3-2	1	2.9508	1	1	1	0	1.2295
0- Valentine M/ 4- Oliogu-Elabor E/ 6- Okojie B/ 33- Jones E/ 44- Marcus Jr. M/	00:57	6-0	6	6.3158	1	0	0	0	2.1739
0- Valentine M/ 1- O'Connor B/ 13- Presley M/ 33- Jones E/ 44- Marcus Jr. M/	00:41	0-2	-2	0.0000	1	0	0	0	0.0000
0- Valentine M/ 6- Okojie B/ 13- Presley M/ 33- Jones E/ 44- Marcus Jr. M/	00:08	0-0	0	0.0000	0	0	0	0	0.0000
0- Valentine M/ 1- O'Connor B/ 10- Kanga E/ 13- Presley M/ 33- Jones E/	00:02	0-0	0	0.0000	0	0	0	0	0.0000
0- Valentine M/ 1- O'Connor B/ 6- Okojie B/ 13- Presley M/ 33- Jones E/	00:00	0-0	0	NaN	0	0	0	0	0.0000