

TABLE OF CONTENTS

INTRO

Quick Facts	2
Team Information.....	3
Valley Children's Stadium	4-5
Roster	6-9
2022 Schedule/Future Schedules	10

COACHES AND STAFF

Head Coach	11-14
Offensive Coordinator	15
Defensive Coordinator.....	16
Assistant Coaches/Support.....	17-30

PLAYERS

Returning Players.....	31-68
Newcomers	69-78

2021 REVIEW

2021 Statistics	79-88
2021 Game Recaps.....	89-95

RECORDS & HISTORY

Team Records	96
Year-by-Year Team Stats.....	97
Annual Statistic Leaders	98-100
Chronological Lists.....	101-106
Select Circles.....	107-108
Rushing Records.....	109-112
1,000-Yard Rushers.....	112
Top 50 Single-Game Rushing Bests.....	112
Top 50 Single-Game Passing Bests	113
Passing Records	113-114
3,000-Yard Passers.....	115
Receiving Records.....	116-117
Top 50 Single-Game Receiving Bests.....	117
1,000-Yard Receiving Records	118
Total Offense & All-Purpose Records.....	119
Individual Scoring & Special Teams Records.....	120
Defensive Records.....	121

Valley Children's Stadium Records.....	122-123
Year-By-Year Results	124-131
Bulldogs in Overtime Games	132
All-Time Bulldog Shutouts.....	132
Year-by-Year Mountain West Standings	133-135
Bulldogs in the Top 25/vs. Top 25	136
All-Time Series Records	137-140
Other Series Records	141-142
All-Time Coaching Records.....	143
All-Time Assistant Coaches	144
All-Time Letterwinners.....	145-149
All-Americans	150
All-Star Games	151
Honors & Awards.....	152
All-Conference Selections.....	153-155
Academic Awards	156-157
Retired Numbers	158-159
Bulldogs in the NFL Draft.....	160
Bulldogs in the NFL.....	161-163
Bulldogs in the Super Bowl	164
National TV Appearances	165
Fresno State Bowl Games.....	166-192
Bowl Game Records.....	193-194

OUTRO

2022 Opponents.....	195-197
Media Information.....	198
University President.....	199
Athletic Director	200
Mountain West.....	201-203
Postseason	204

CREDITS

The 2022 Fresno State football media guide is a product of the Fresno State Athletic Communications office. Written, edited and designed by Fresno State Athletics Strategic Communications staff.

Photo contributions from Cary Edmondson, Keith Kountz, Kiel Maddox, Samuel Marshall, AP & USA TODAY Sports.

BULLDOG SPORTS NETWORK



Paul Loeffler

iHeartMedia became the official broadcast home of Fresno State Athletics via the new Bulldogs Sports Network on July 1, 2021.

The Bulldog Sports Network will reach fans from Sacramento to Bakersfield with various terrestrial radio signals, digitally statewide with the iHeartRadio mobile app, and around the world via the Fresno State Bulldogs official app, presented by Table Mountain Casino.

Paul Loeffler is the Voice of Bulldog football, and will be joined in 2021 by former Bulldog head coach Pat Hill and former NFL and Bulldog defensive back Cameron Worrell for all Bulldog football games.



"V" is for Valley

Fresno State prides itself on being the "Valley's team." This pride can be seen in the form of a large green V on the back of the Bulldog helmets, as a symbol to the agricultural community of the Central Valley of California. The San Joaquin Valley is the world's richest agricultural area in export dollars.

Fresno State initiated its "For the V" social media campaign for 2022, showing why the Bulldogs compete "For the V".



Fresno State Identification

The University's formal name is Fresno State, not Cal State University, Fresno and not Fresno State University. Fresno St. is the acceptable shorter, less formal name for the University and is acceptable as a first text reference, as well as subsequent references.

The University prefers to never be referenced as just Fresno, only Fresno State or Fresno St. For graphics or abbreviations, we ask that you please use FS - not FSU, CSUF or Fresno.

2022 QUICK FACTS

GENERAL INFORMATION:

Location	Fresno, Calif.
Founded.....	1911
Enrollment.....	25,200
President.....	Saúl Jiménez-Sandoval
Director of Athletics.....	Terry Tumeay
Faculty Athletic Rep.....	Victor Torres
Senior Woman Administrator	Carrie Coll
Colors	Red and Blue
Nickname.....	Bulldogs
Conference	Mountain West

TEAM HISTORY:

First Year of Football	1921
Seasons completed.....	100
All-Time Record	628-439-27
All-Time Home Record	388-180-14
Away Record.....	226-241-13
Neutral Record (not including bowl games)	0-3
All-Time Bowl Record.....	15-15
All-Time Mountain West Games Only	46-32
Conference Championships.....	28
Last Conference Championship	2018-Mountain West
MW Conference Championships (<i>since 2012</i>)	3
MW Division Titles (<i>since 2013</i>)	4
Bowl Appearances	30
Last Bowl	2021 New Mexico Bowl
All-America Selections.....	117
First-Team All-Americans	18

STADIUM INFORMATION:

Name.....	Valley Children’s Stadium (40,727)
Surface	AstroTurf
Completed.....	1980 (Beginning 41st Full Season)
First Game	Nov. 15, 1980 vs. Montana State
Record in Stadium.....	187-61-2
Largest Crowd.....	42,881 (5x in 2001)
Number of 40,000-plus crowds.....	34
Last 40,000-plus crowd.....	11/6/21 vs Boise State (41,031)
Press Box Phone.....	(559) 278-5959

TEAM INFORMATION:

2021 Overall Record	10-3
2021 Mountain West Record (Finish)	6-2 (2nd in West)
2021 Bowl	New Mexico Bowl
Starters Returning/Lost	14/10
Offense: 6/4 Defense: 7/4 Special Teams: 1/2	
Lettermen Returning/Lost.....	38/21
Offense: 18/8 Defense: 19/11 Special Teams: 1/2	
Base Offense.....	Multiple
Base Defense	4-2-5

FOOTBALL STAFF:

Head Coach
 Jeff Tedford
 Record at Fresno State (Years)26-14 (3 years)
 Career D-I Record (Years).....108-71 (13 years)

Offensive Coordinator/Quarterbacks

Kirby Moore (Boise State, 2012)

Defensive Coordinator

Kevin Coyle (UMass, 1978)

Special Teams Coordinator/Assoc. Head Coach/Tight Ends

John Baxter (Loras College, 1985)

Linebackers/Assist. Head Coach

Tim Skipper (Fresno State, 2011)

Defensive Line/Defensive Run Game Coordinator

Jethro Franklin (Fresno State, 1988)

Wide Receivers/Pass Game Coordinator

Pat McCann (Western Washington, 2009)

Running Backs/Recruiting Coordinator

James Montgomery (Washington State, 2011)

Offensive Line/Run Game Coordinator

Saga Tuitele (Portland State, 2002)

Defensive Backs/Def. Pass Game Coordinator

J.D. Williams (Fresno State, 1997)

Nickelbacks

Jim Nelson (Drake, 2011)

Offensive Quality Control

Matt Wade (St. Mary’s College, 2003)

Defensive Quality Control

Brad Vonnahme (Utah State, 2011)

Special Teams Quality Control

Matt Phipps (Bemidji State, 2015)

Graduate Assistant (Offense)

Braelon Roberts (Utah State, 2017) | Matt Smith (Fresno State, 2020)

Graduate Assistant (Defense)

Patrick Belony (Fresno State, 2019) | Ben Watkins (Peru State College, 2017)

Assistant A.D. for Football Operations/Chief of Staff

Mike McHugh (Findlay, 1983)

Assistant A.D. for Sports Performance

Andy Ward (Cal State Stanislaus, 2009)

Director of Player Personnel

Albert Garcia (Houston, 2016)

Director of Scouting

Anthony Mauro (Iowa, 2018)

Coordinator of On-Campus Recruiting

Nick So’oto (LSU, 2020)

ATHLETIC COMMUNICATIONS:

Asst. Director of Strategic Communications/FB Contact . Savannah Stoeckle
 Email

Office..... 559-278-4645
 Address.....5305 N. Campus Drive NG 27
Fresno, CA 93740
 Website..... gobulldogs.com

IMPORTANT PHONE NUMBERS:

Athletic Department Phone	559-278-2643
Ticket Office	559-278-3647
Football Offices	559-278-3015



RETURNING / LOST

STARTERS RETURNING (14)

OFFENSE (6)

Jake Haener, QB
 Josh Kelly, WR
 Jalen Cropper, WR
 Dontae Bull, OL
 Mose Vavao, OL
 Bula Schmidt, OL

DEFENSE (7)

David Perales, DE
 Leonard Payne, DT
 Levelle Bailey, LB
 Justin Houston, NKL
 Bralyn Lux, DB
 Evan Williams, DB
 Elijah Gates, DB

SPECIAL TEAMS (1)

Carson King, P

STARTERS LOST (10)

OFFENSE (4)

Ronnie Rivers, RB
 Keric Wheatfall, WR
 Alex Akingbulu, OL
 Juan Rodriguez, TE

DEFENSE (4)

Arron Mosby, DE
 Kevin Atkins, DT
 Tyson Maeva, LB
 DaRon Bland, DB

SPECIAL TEAMS (2)

Cesar Silva, K
 Jacob Westberry, LS

LETTERMEN RETURNING (40)

OFFENSE (18): Erik Brooks, Jordan Brown, Dontae Bull, Jalen Cropper, Mac Dalena, Emoryie Edwards, Jake Haener, Ty Jones, Josh Kelly, Jordan Mims, Braylen Nelson, Raymond Pauwels Jr., Zane Pope, Bula Schmidt, Malik Sherrod, Jared Torres, Mose Vavao, Tre Watson

DEFENSE (19): Kosi Agina, Levelle Bailey, Tanner Blount, Devo Bridges, Steven Comstock, L.J. Early, Rian Fields, Elijah Gates, Justin Houston, Da'Marcus Johnson, Malachi Langley, Matt Lawson, Bralyn Lux, Tyler Mello, Emari Pait, Leonard Payne Jr., David Perales, Cale Sanders Jr., Evan Williams

SPECIAL TEAMS (1): Carson King

LETTERMEN LOST (21)

OFFENSE (8): Nick Abbs, Dante Adkins Jr., Alex Akingbulu, Elijah Carson, Ronnie Rivers, Juan Rodriguez, Matt Smith, Keric Wheatfall

DEFENSE (11): Kevin Atkins, Evan Bennett, DaRon Bland, Ryan Boehm, Wylan Free, Kenny Gagnon, Kwami Jones, Cam Lamanuzzi, Tyson Maeva, Arron Mosby, Deonte Perry

SPECIAL TEAMS (2): Cesar Silva, Jacob Westberry

REDSHIRTS RETURNING (26)

OFFENSE (6): Johnathan Arceneaux, Isaiah Batton, Kamron Beachem, Jake Boust, Rolan Fullwood, Jaylen Henderson

DEFENSE (12): Zeke Branham, Charlotin Charles, Julius Gandy, Chrishawn Gordon, Frankco Gratton Jr., Alzillion Hamilton, Phoenix Jackson, Isaiah Johnson, Julian Neal, Morice Norris, Charles Remlinger, Jalen Williams

SPECIAL TEAMS (2): Andre Meono, Abraham Montano

OTHER SQUADMEN RETURNING (14)

OFFENSE (8): Jevon Bigelow, Joseph Church, Logan Fife, Elijah Gilliam, Toreon Penright, Julian Polendo, Tyrone Sampson, Osmar Velez

DEFENSE (1): Reggie Strong

SPECIAL TEAMS (1): Michael Munoz

SPRING ROSTER ADDITIONS (7)

OFFENSE (3): Nikko Remigio, Daniel Taumalolo, Alec Trujillo

DEFENSE (3): Johnny Hudson, Cam Lockridge, Raymond Scott

SPECIAL TEAMS (1): Nick D'Ambra

FALL ROSTER ADDITIONS (32)

OFFENSE (17): Nathan Acevedo, Simi Bakare, Matai Bell, Justin Guin, Zach Hartsfield, Jacob Isaia, Joshua Johnson, Anthony LaFrance, Nate Maier, Jalen Moss, Matt Robinson, Caden Rodgers, Amil Savage, Marcus Simien, Jacob Spomer, Joshua Wood, Merhauti Xepera

DEFENSE (14): Miles Bailey, Jomarion Briggs, Jayden Davis, Andres Fox, Jacob Holmes, Jahzon Jacks, Gavriel Lightfoot, Sione Noa, Joshua Pakola, Seth Scheidt, Tim Thomas, Michael Whaley, Ryan Wilson

SPECIAL TEAMS (1): Dylan Lynch



VALLEY CHILDREN'S STADIUM



Valley Children's Stadium is the home of the Fresno State football team. The facility first opened in 1980 for that year's season finale on Nov. 15 as Bulldog Stadium, which remained its name until July 2022. As the new home of Bulldog Football to kick off the 1981 season, the Bulldogs' 2022 campaign will mark the 41st full season of football at the corner of Cedar and Barstow.

The 40,727-seat facility has established itself as one of the most difficult places to play for visiting teams. A claim staked on having the 20th-best home stadium winning percentage among all FBS football teams at the conclusion of last season.

Fresno State has found great success in its home facility, owning a record of 182- 60-2, a winning percentage of nearly 75 percent. Since the turn of the century, the 'Dogs have posted an 84-36 home record, which has been aided by four undefeated seasons at home in that stretch.

Some of the memorable home victories at Bulldog Stadium include winning back-to-back Mountain West Championships on its home field in 2012 and 2013. The 2013 edition was the inaugural Mountain West Championship game, led by the dynamic offensive duo of Derek Carr and Davante Adams, against Utah State.

Other notable games include a 44-24 win over No. 10 Oregon State in 2001 - the highest ranked opponent Fresno State has defeated. The 2017 season was capped by Fresno State defeating No. 23 Boise State, 28-17, and the Bulldogs rode that momentum into 2018 compiling an 11-1 record at home over the 2017-18 seasons.

Fresno State has been able to bring in some of the nation's top teams to Bulldog Stadium over the years. Included on that list are Baylor, BYU, Cal, Cincinnati, Colorado, Illinois, Kansas State, Minnesota, Nebraska, Ole Miss, Oregon, Oregon State (twice), Rutgers and Wisconsin. Looking ahead to more nonconference foes, the 'Dogs will welcome Oregon State (Pac-12) in 2022, BYU in 2023, Washington State in 2027 (Pac-12) and both Kansas (Big 12) and Texas Tech (Big 12) in 2029.

The Red Wave has packed Bulldog Stadium to its limit countless times over the years. In 2000, the Bulldogs set a new single-season attendance record when they averaged 42,410 fans, the 22nd-best mark in the nation. The following season, in which Fresno State achieved a program-record national ranking of No. 8, was even better. The Bulldogs set another record by averaging 42,802 fans, including stadium single-game records of 42,881 in each of the last five contests of that year. In all, Fresno State has played 33 games in the stadium with 40,000 or more fans in the stands.

Original construction of Bulldog Stadium began in June of 1979, following what was then the most successful capital fundraising project ever undertaken in the San Joaquin Valley. Local residents raised in excess of \$7 million for the project. No state tax dollars or student fees were used to build the stadium.

Built partially below ground level with the playing field 37 feet below grade, the bowl features a low profile appearance. A unique cantilevered lighting system extends toward the field and is directed downward to concentrate lighting on the playing surface.

Bulldog Stadium underwent a two-phase expansion project in 1991, which included the addition of more than 10,000 seats -- increasing the stadium's capacity from 30,000 to more than 40,000 -- and the construction of 22 sky suites. Other improvements included additional restrooms and concession facilities.

The first phase entailed filling in the panels beyond the north and south end zones with bench seating and the reconfiguration of the seating on the stadium's east side. The second phase, completed prior to the 1992 season, featured the addition of the sky suites, each of which includes seating for 20, among other amenities. At its present state, chair seating is available for more than 5,000 spectators on the west side of the stadium between the 18-yard lines to accommodate the contributors of the \$7 million. There are also 4,240 chair-back seats on the east side and the rest of the stadium seating is on aluminum benches.

In the summer of 2011, Bulldog Stadium moved away from its natural grass field and installed FieldTurf. Renovations continued with a new high-definition video and ribbon board in the north end zone before the start of the 2015 season and new fencing was added before the start of the 2016 season.

During the summer of 2019, Bulldog Stadium underwent additional improvements 11, including upgrades to the electrical infrastructure, a new playing surface and stadium lights.

The playing surface, AstroTurf, is a new synthetic turf system that is built to help regulate field temperature and keep the surface closer to ambient air temperature. The lighting, provided by Musco, is an LED system, designed to be more energy efficient. Bulldog Stadium also saw the addition of four new light poles installed in each corner of the facility to increase the lighting of both end zones.

On July 13, 2022, Bulldog Stadium was renamed Valley Children's Stadium.

On Nov. 25, 1980, the first game was played at Bulldog Stadium, uniquely closing the season after playing their first five home games at Ratcliffe Stadium. Fresno State defeated Montana State 21-14 in the season finale. The first full season began in 1981, starting with a 23-16 win over Oregon on Sept. 5.

Bulldog Stadium was also home to the California Raisin Bowl from 1981-91. Fresno State played in the game five times, winning the title on four occasions. In 1994, the Stadium hosted friendly matches prior to the FIFA World Cup.

VALLEY CHILDREN'S STADIUM

RANKED TEAMS TO ENTER VALLEY CHILDREN'S STADIUM

Date	Opponent	Result
Oct. 8, 1994	No. 22 BYU	BYU 32, Fresno St. 30
Nov. 19, 1994	No. 10 Colorado St.	Colorado St. 44, Fresno St. 42
Sept. 2, 2001	No. 10 Oregon St.	Fresno St. 44 , Oregon St. 24
Nov. 21, 2003	No. 20 Boise St.	Boise St. 31, Fresno St. 17
Sept. 9, 2006	No. 20 Oregon	Oregon 31, Fresno St. 24
Sept. 13, 2008	No. 10 Wisconsin	Wisconsin 13, Fresno St. 10
Sept. 18, 2009	No. 8 Boise St.	Boise St. 51, Fresno St. 34
Nov. 14, 2010	No. 21 Nevada	Nevada 35, Fresno St. 34
Oct. 7, 2011	No. 5 Boise St.	Boise St. 57, Fresno St. 7
Sept. 13, 2014	No. 21 Nebraska	Nebraska 55, Fresno St. 19
Sept. 19, 2015	No. 21 Utah	Utah 45, Fresno St. 24
Nov. 25, 2017	No. 23 Boise State	Fresno St. 28 , Boise St. 17

HIGHEST ATTENDED GAMES AT VALLEY CHILDREN'S STADIUM

Date	Opponent	Result	Attendance
Dec. 1, 2001	Utah State	W, 70-21	42,881
Nov. 23, 2001	San Jose State	W, 40-21	42,881
Nov. 3, 2001	Rice	W, 52-24	42,881
Oct. 19, 2001	Boise State	L, 35-30	42,881
Sept. 29, 2001	Louisiana Tech	W, 38-28	42,881
Nov. 10, 2005	Boise State	W, 27-7	42,701
Oct. 15, 2005	Utah State	W, 53-21	42,701
Sept. 19, 2004	Portland State	W, 27-17	42,662
Sept. 2, 2001	No. 10 Oregon State	W, 44-24	42,410
Sept. 13, 2008	No. 10 Wisconsin	L, 13-10	42,387

DIRECTIONS TO VALLEY CHILDREN'S STADIUM

FROM THE NORTH:

- Take State Route 99 south to the Shaw Ave. exit. Turn left on Shaw Ave.
- Travel east on Shaw to Cedar Ave. (approx. 15 miles).
- Turn left on Cedar, then left on Bulldog Lane. Proceed less than one block to Gate 10.

FROM THE SOUTH:

- Take State Route 99 north to Freeway 41 (north -- they merge just past Jensen Ave.)
- Proceed to the Shaw Ave. exit, and travel east on Shaw to Cedar Ave. (approx. 3 miles).
- Turn left on Cedar, then left on Bulldog Lane. Proceed less than one block to Gate 10.

FROM THE FRESNO AIR TERMINAL:

- Exit the airport parking lot, turning right at the signal.
- Follow the curve (Clinton Ave.) to Cedar Ave.
- Turn right on Cedar. Proceed approximately five miles to Bulldog Lane. Turn left and proceed less than one block to Gate 10.

VALLEY CHILDREN'S STADIUM QUICK FACTS

First Game:	11/15/80
..... vs. Montana State (W, 21-14)	
Capacity:	40,727
All-Time Record:	187-61-2
..... 41 Full Seasons (42 seasons total)	
Surface:	AstroTurf
Highest Attended Game:	42,881 (5x)
40,000+ Games	34
Last 40,000+ Game	Nov. 6, 2021
..... 41,031 vs. Boise State	

VALLEY CHILDREN'S STADIUM STADIUM RECORD

Year	Record (bowl)	Avg. Attendance
Nov. 15, 1980	1-0	25,684
1981	2-3	21,458
1982	7-0 (1-0)	24,861
1983	3-4	26,414
1984	4-2	29,223
1985	5-0-1 (1-0)	31,992
1986	8-0	33,573
1987	5-1	33,568
1988	5-0 (1-0)	33,371
1989	7-0 (1-0)	33,788
1990	6-0-1	32,881
1991	6-0 (0-1)	34,039
1992	5-1	35,225
1993	6-0	39,536
1994	3-4	36,171
1995	4-2	33,499
1996	3-3	37,373
1997	4-2	34,262
1998	4-1	37,102
1999	6-0	37,231
2000	5-0	41,369
2001	5-1	42,802
2002	5-1	39,133
2003	5-1	38,603
2004	4-1	39,777
2005	5-1	39,306
2006	3-3	38,552
2007	5-1	36,290
2008	2-3	37,864
2009	4-1	33,578
2010	5-2	34,120
2011	2-4	29,298
2012	6-0	30,915
2013	7-0	36,917
2014	4-2	34,876
2015	2-4	29,036
2016	1-5	25,493
2017	5-1	30,632
2018	6-0	31,503
2019	2-4	31,552
2020	3-3	*0*
2021	5-1	33,386
Totals	187-61-2	33,655 Avg.
42 Seasons	250 games	(8,413,629 total)

*On July 13, 2022, the Fresno State football home stadium was renamed Valley Children's Stadium. All dates prior to the 2022 season indicate games played at Bulldog Stadium.



2022 FRESNO STATE ROSTER

NUMERICAL

No.	Name	Pos.	Ht.	Wt.	Cl.	Exp.	Hometown (High School/Previous School)
0	Charlotin Charles	LB	6-0	214	RFr.	2nd	Las Vegas, Nev. (Bishop Gorman)
0	Mac Dalena	WR	5-11	173	Jr.	3rd	Fresno, Calif. (San Joaquin Memorial)
1	Nikko Remigio	WR	5-10	186	Sr.	5th	Orange, Calif. (Mater Dei/Cal)
1	Raymond Scott	LB	6-2	238	Sr.	5th	Los Angeles, Calif. (Narbonne/USC)
2	Elijah Gates	DB	5-11	195	Sr.	6th#	Pasadena, Calif. (Buena Park/UCLA)
2	Zane Pope	WR	6-2	195	Sr.	6th#	Moorpark, Calif. (Moorpark)
3	Erik Brooks	WR	5-7	170	Sr.	5th	Corona, Calif. (Roosevelt)
3	Alzillion Hamilton	DB	5-10	176	RFr.	2nd	Castro Valley, Calif. (Hayward)
4	Emoryie Edwards	WR	5-11	186	Sr.	5th	Tulare, Calif. (Tulare Union)
4	Andres Fox	DE	6-4	245	Sr.	5th	Mobile, Ala. (Mobile Christian/Stanford)
5	Devo Bridges	DE	6-2	253	Jr.	4th	Rialto, Calif. (Carter)
5	Jalen Cropper	WR	6-0	171	Sr.	4th	Parlier, Calif. (Buchanan)
6	Levelle Bailey	LB	6-2	222	Sr.	4th	Sacramento, Calif. (Luther Burbank)
6	Matt Robinson	QB	6-1	183	Sr.	5th	San Clemente, Calif. (J Serra Catholic/Illinois)
7	Jordan Mims	RB	6-0	206	Sr.	6th#	East Palo Alto, Calif. (Menlo-Atherton)
7	Reggie Strong	NKL	5-11	191	Jr.	4th	Vallejo, Calif. (Orange Lutheran)
8	Ty Jones	WR	6-4	210	Sr.	6th#	Provo, Utah (Provo/Washington)
8	Jalen Williams	DB	5-11	195	RFr.	2nd	Lancaster, Calif. (Paraclete)
9	Jake Haener	QB	6-1	200	Sr.	6th#	Danville, Calif. (Monte Vista/Washington)
10	Kosi Agina	DB	6-0	195	Jr.	3rd	Fresno, Calif. (Sanger)
10	Logan Fife	QB	6-0	200	So.	3rd	Tracy, Calif. (Tracy)
11	Josh Kelly	WR	6-1	185	Jr.	4th	Fresno, Calif. (San Joaquin Memorial)
11	Cale Sanders Jr.	DB	5-10	176	So.	2nd	New Caney, Texas (New Caney)
13	Jaylen Henderson	QB	6-3	216	RFr.	2nd	Encino, Calif. (Chaminade)
13	Justin Houston	NKL	6-4	196	Jr.	3rd	Gardena, Calif. (Junipero Serra)
15	Julian Neal	DB	6-2	203	RFr.	2nd	San Francisco, Calif. (Mission)
15	Joshua Wood	QB	6-3	184	Fr.	1st	Graham, Wash. (Graham-Kapowsin)
16	Rian Fields	NKL	6-6	210	Sr.	5th	Irvine, Calif. (Irvine)
16	Alec Trujillo	QB	5-11	175	Jr.	4th	Exeter, Calif. (San Joaquin Memorial/San Jose State)
17	Kamron Beachem	TE	6-4	221	RFr.	2nd	Oceanside, Calif. (Oceanside HS)
17	Johnny Hudson Jr.	DL	6-2	297	Jr.	3rd	Atlanta, Ga. (Washington/Jones College/Contra Costa CC)
18	Isaiah Johnson	DE	6-2	242	RSr.	5th	Modesto, Calif. (Downey)
18	Jalen Moss	WR	6-1	162	Fr.	1st	Menlo Park, Calif. (Menlo-Atherton)
19	Zeke Branham	LB	6-1	227	RFr.	2nd	Mesa, Ariz. (Skyline)
20	Simi Bakare	RB	6-1	206	Sr.	5th	Round Rock, Texas (Cedar Ridge/Missouri)
20	Cam Lockridge	DB	6-0	181	Jr.	4th	Tampa, Fla. (Robinson/Reedley JC/Hawai'i)
22	Steven Comstock	DB	6-1	208	Sr.	5th	Glendora, Calif. (Northview)
22	Malik Sherrod	RB	5-8	170	So.	3rd	Oxnard, Calif. (Pacifica)
23	Jacob Holmes	DL	6-2	282	Fr.	1st	Phoenix, Ariz. (Chandler)
24	Chrishawn Gordon	DB	5-11	185	RSr.	4th	Oceanside, Calif. (Valley Center/Dixie State/Butte College)
24	Justin Guin	RB	x-x	194	Fr.	1st	Novato, Calif. (San Marin)
25	Emari Pait	NKL	6-2	215	So.	2nd	Los Angeles, Calif. (Culver City)
25	Caden Rodgers	RB	x-x	220	Fr.	1st	Clovis, Calif. (Buchanan)
26	Isaiah Batton	WR	6-1	196	RSr.	3rd	Temecula, Calif. (Chaparral/Palomar College)
26	Tim Thomas	LB	6-1	235	Fr.	1st	Tracy, Calif. (Lincoln)
27	L.J. Early	DB	5-10	183	Sr.	6th#	Tulare, Calif. (Tulare Western/Bakersfield College)
28	Jevon Bigelow	RB	6-2	215	Sr.	5th	Fresno, Calif. (Central/Wyoming)
28	Jomarion Briggs	DB	6-1	162	Fr.	1st	Stockton, Calif. (Lincoln)
29	Johnathan Arceneaux	RB	5-10	180	RFr.	2nd	Los Angeles, Calif. (Lawndale)
29	Jayden Davis	DB	x-x	172	Fr.	1st	Fresno, Calif. (Bullard)
30	Tanner Blount	LB	6-0	215	Jr.	4th	Clovis, Calif. (Buchanan)
31	Phoenix Jackson	LB	6-0	225	RFr.	2nd	Modesto, Calif. (Central Catholic)
32	Evan Williams	DB	6-1	200	Sr.	4th	Campbell, Calif. (Saint Francis)
33	Bralyn Lux	DB	5-11	177	Jr.	4th	Sunnyvale, Calif. (King's Academy)
34	Frankco Gratton Jr.	DE	6-3	221	RFr.	2nd	Seattle, Wash. (Rainer Beach)
35	Malachi Langley	LB	6-1	233	Jr.	4th	Los Angeles, Calif. (Pasadena)
36	Nick D'Ambra	LS	6-1	220	Sr.	5th	Glen Ellyn, Ill. (Glenbard South/Western Illinois)
37	Ryan Wilson	DB					
38	Michael Whaley	DB	6-2	145	Fr.	1st	Hercules, Calif. (Hercules)
39	Joshua Pakola	DL	6-4	263	So.	3rd	Newark, Calif. (St. Francis/Stanford)

ALPHABETICAL

No.	Name	Pos.
85	Nathan Acevedo	WR
10	Kosi Agina	DB
29	Johnathan Arceneaux	RB
6	Levelle Bailey	LB
58	Miles Bailey	DL
20	Simi Bakare	RB
26	Isaiah Batton	WR
17	Kamron Beachem	TE
70	Matai Bell	OL
28	Jevon Bigelow	RB
30	Tanner Blount	LB
86	Jake Boust	TE
19	Zeke Branham	LB
5	Devo Bridges	DE
28	Jomarion Briggs	DB
3	Erik Brooks	WR
81	Jordan Brown	WR
72	Dontae Bull	OL
0	Charlotin Charles	LB
79	Joseph Church	OL
22	Steven Comstock	DB
5	Jalen Cropper	WR
36	Nick D'Ambra	LS
0	Mac Dalena	WR
29	Jayden Davis	DB
27	L.J. Early	DB
4	Emoryie Edwards	WR
16	Rian Fields	NKL
10	Logan Fife	QB
4	Andres Fox	DE
71	Rolan Fullwood	OL
94	Julius Gandy	DL
2	Elijah Gates	DB
49	Elijah Gilliam	RB
24	Chrishawn Gordon	DB
34	Frankco Gratton Jr.	DE
24	Justin Guin	RB
9	Jake Haener	QB
3	Alzillion Hamilton	DB
80	Zach Hartsfield	TE
13	Jaylen Henderson	QB
23	Jacob Holmes	DL
13	Justin Houston	NKL
17	Johnny Hudson	DL
73	Jacob Isaia	OL
97	Jahzon Jacks	DL
31	Phoenix Jackson	LB
52	Da'Marcus Johnson	DE
18	Isaiah Johnson	DE
82	Joshua Johnson	WR
8	Ty Jones	WR
11	Josh Kelly	WR
45	Carson King	P
65	Anthony LaFrance	OL
35	Malachi Langley	LB
91	Matt Lawson	DT
92	Gavriel Lightfoot	DL
20	Cam Lockridge	DB
33	Bralyn Lux	DB
46	Dylan Lynch	K



2022 FRESNO STATE ROSTER

NUMERICAL

No.	Name	Pos.	Ht.	Wt.	Cl.	Exp.	Hometown (High School/Previous School)
40	Michael Munoz	LS	6-2	212	So.	3rd	Upland, Calif. (Upland)
41	Andre Meono	K	6-1	182	RFr.	2nd	Redondo Beach, Calif. (St. John Bosco)
42	Tyler Mello	LB	6-2	216	Jr.	3rd	Hanford, Calif. (Hanford)
43	Morice Norris Jr.	NKL	5-10	203	RJr.	4th	Fresno, Calif. (Sanger/Orange Coast College)
45	Carson King	P	6-0	207	Sr.	5th	Livermore, Calif. (Freedom)
46	Dylan Lynch	K	x-x	xxx	Fr.	1st	Bakersfield, Calif. (Liberty)
47	Seth Scheidt	LB	x-x	211	Fr.	1st	Merced, Calif. (Merced)
48	Abraham Montano	K	6-1	190	RSo.	4th	Salinas, Calif. (Alisal/Hartnall College)
49	Elijah Gilliam	RB	5-10	212	So.	3rd	Las Vegas, Nev. (Bishop Gorman)
50	Tyrone Sampson	OL	6-3	295	Sr.	5th	Detroit, Mich. (East English Village Prep)
51	Charles Remlinger	DE	6-3	235	RJr.	2nd	Vancouver, Wash. (Mountain View)
51	Mose Vavao	OL	6-3	321	Jr.	3rd	Mountain View, Calif. (St. Francis)
52	Da'Marcus Johnson	DE	6-4	261	Sr.	4th	Sacramento, Calif. (Burbank/American River)
52	Amil Savage	OL	x-x	xxx	Fr.	1st	Sacramento, Calif. (Franklin)
54	Sione Noa	DL	6-3	227	Fr.	1st	Sacramento, Calif. (Grant Union)
54	Bula Schmidt	OL	6-1	285	Sr.	4th	Wahiawa, Hawai'i (O'Dea [Wash.])
55	Nate Maier	OL	6-5	307	Fr.	1st	Lake Arrowhead, Calif. (Rim of the World)
55	Leonard Payne Jr.	DT	6-3	302	Sr.	5th	Downey, Calif. (St. Pius X-St. Matthias Academy)
58	Miles Bailey	DL	6-4	283	Fr.	1st	Vallejo, Calif. (Benecia)
58	Marcus Simien	OL	6-4	317	Fr.	1st	Patterson, Calif. (Patterson)
63	Daniel Taumalolo	OL	6-3	287	Jr.	3rd	Belmont, Calif. (Carlmont/College of San Mateo)
65	Anthony LaFrance	OL	6-4	321	So.	3rd	Chino, Calif. (Ruben S. Ayala/Riverside CC)
69	Jacob Spomer	OL	6-4	282	So.	3rd	Brentwood, Calif. (Liberty/Diablo Valley JC)
70	Matai Bell	OL	x-x	308	Fr.	1st	Antioch, Calif. (Campolindo)
71	Rolan Fullwood	OL	6-6	321	RFr.	2nd	Long Beach, Calif. (Lawndale)
72	Dontae Bull	OL	6-7	325	Sr.	6th#	Victoria, Canada (Belmont Secondary)
73	Jacob Isaia	OL	6-3	310	Sr.	5th	Las Vegas, Nev. (Bishop Gorman/Michigan State)
74	Julian Polendo	OL	6-5	348	So.	3rd	Palm Springs, Calif. (Palm Springs)
75	Braylen Nelson	OL	6-6	320	So.	2nd	Denver, Colo. (Vista Peak)
77	Toreon Penright	OL	6-3	291	So.	3rd	San Bernardino, Calif. (Cajon)
78	Osmar Velez	OL	6-1	298	Jr.	4th	Lost Hills, Calif. (Wasco)
79	Joseph Church	OL	6-4	278	So.	3rd	Fontana, Calif. (Upland)
80	Zach Hartsfield	TE	6-3	xxx	Sr.	5th	Bakersfield, Calif. (Centennial/Bakersfield JC/Eastern Michigan)
81	Jordan Brown	WR	5-8	171	Jr.	3rd	Bellflower, Calif. (Mayfair)
82	Joshua Johnson	WR	x-x	173	Fr.	1st	Gardena, Calif. (Warren)
84	Tre Watson	TE	6-5	231	So.	2nd	Rio Rancho, N.M. (Cleveland)
85	Nathan Acevedo	WR	5-10	150	Fr.	1st	San Diego, Calif. (Lincoln)
86	Jake Boust	TE	6-4	244	RJr.	4th	Sanger, Calif. (Sanger/Fresno City)
87	Raymond Pauwels Jr.	TE	6-4	250	Sr.	6th#	Litchfield, Ariz. (Millennium/Glendale College)
88	Merhauti Xepera	TE	6-3	245	Fr.	1st	Maricopa, Ariz. (Higley)
89	Jared Torres	TE	6-4	255	Sr.	5th	Visalia, Calif. (El Diamante)
91	Matt Lawson	DT	6-0	283	Sr.	5th	Ontario, Calif. (Colony)
92	Gavriel Lightfoot	DL	6-2	300	Fr.	1st	Moreno Valley, Calif. (Centennial)
94	Julius Gandy	DL	6-1	282	RFr.	2nd	Watsonville, Calif. (Pacheco)
97	Jahzon Jacks	DL	6-5	258	Fr.	1st	East Palo Alto, Calif. (St. Mary's)
99	David Perales	DE	6-3	246	Sr.	6th#	Merced, Calif. (Merced/Merced JC/Sacramento State)

ALPHABETICAL

No.	Name	Pos.
55	Nate Maier	OL
42	Tyler Mello	LB
41	Andre Meono	K
7	Jordan Mims	RB
48	Abraham Montano	K
18	Jalen Moss	WR
40	Michael Munoz	LS
15	Julian Neal	DB
75	Braylen Nelson	OL
54	Sione Noa	DL
43	Morice Norris	NKL
39	Joshua Pakola	DL
25	Emari Pait	NKL
87	Raymond Pauwels Jr.	TE
55	Leonard Payne Jr.	DT
77	Toreon Penright	OL
99	David Perales	DE
74	Julian Polendo	OL
2	Zane Pope	WR
1	Nikko Remigio	WR
51	Charles Remlinger	DE
6	Matt Robinson	QB
25	Caden Rodgers	RB
50	Tyrone Sampson	OL
11	Cale Sanders Jr.	DB
52	Amil Savage	OL
47	Seth Scheidt	LB
54	Bula Schmidt	OL
58	Marcus Simien	OL
1	Raymond Scott	LB
22	Malik Sherrod	RB
69	Jacob Spomer	OL
7	Reggie Strong	NKL
26	Tim Thomas	LB
89	Jared Torres	TE
16	Alec Trujillo	QB
63	Daniel Taumalolo	OL
51	Mose Vavao	OL
78	Osmar Velez	OL
84	Tre Watson	TE
38	Michael Whaley	DB
32	Evan Williams	DB
8	Jalen Williams	DB
37	Ryan Wilson	DB
14	Joshua Wood	QB
88	Merhauti Xepera	TE

- indicates individual has utilized the additional year of eligibility approved by the NCAA in the fall of 2020. The NCAA approved a blanket waiver for all 2020 fall sports student-athletes to retain a year of eligibility due to the COVID-19 pandemic. Each individual 2nd year experience or greater can utilize waiver in future seasons.

*Roster accurate as of July 18, 2022



2022 FRESNO STATE ROSTER

BY POSITION

Quarterbacks

6	Matt Robinson	QB	6-1	183	Sr.	5th	San Clemente, Calif. (Jesera Catholic/Illinois)
9	Jake Haener	QB	6-1	195	Sr.	6th#	Danville, Calif. (Monte Vista/Washington)
10	Logan Fife	QB	6-0	197	So.	3rd	Tracy, Calif. (Tracy)
13	Jaylen Henderson	QB	6-3	207	RFr.	2nd	Encino, Calif. (Chaminade)
15	Joshua Wood	QB	6-3	184	Fr.	1st	Graham, Wash. (Graham-Kapowsin)
16	Alec Trujillo	QB	5-11	169	Jr.	4th	Exeter, Calif. (San Joaquin Memorial/San Jose State)

Running Backs

7	Jordan Mims	RB	6-0	205	Sr.	6th#	East Palo Alto, Calif. (Menlo-Atherton)
20	Simi Bakare	RB	6-1	206	Sr.	5th	Round Rock, Texas (Cedar Ridge/Missouri)
22	Malik Sherrod	RB	5-8	180	So.	3rd	Oxnard, Calif. (Pacifica)
24	Justin Guin	RB	x-x	194	Fr.	1st	Novato, Calif. (San Marin)
25	Caden Rodgers	RB	x-x	220	Fr.	1st	Clovis, Calif. (Buchanan)
29	Johnathan Arceneaux	RB	5-10	178	RFr.	2nd	Los Angeles, Calif. (Lawndale)
49	Elijah Gilliam	RB	5-10	215	So.	3rd	Las Vegas, Nev. (Bishop Gorman)

Tight Ends

80	Zach Hartsfield	TE	6-3	xxx	Sr.	5th	Bakersfield, Calif. (Centennial/Bakersfield JC/Eastern Michigan)
82	Kamron Beachem	TE	6-4	245	RFr.	2nd	Oceanside, Calif. (Oceanside)
84	Tre Watson	TE	6-5	227	RFr.	2nd	Rio Rancho, N.M. (Cleveland)
86	Jake Boust	TE	6-4	246	RJr.	4th	Sanger, Calif. (Sanger/Fresno City)
87	Raymond Pauwels Jr.	TE	6-4	242	Sr.	6th#	Litchfield, Ariz. (Millennium/Glendale College)
88	Merhauti Xepera	TE	6-3	245	Fr.	1st	Maricopa, Ariz. (Higley)
89	Jared Torres	TE	6-4	247	Sr.	5th	Visalia, Calif. (El Diamante)

Wide Receivers

0	Mac Dalena	WR	5-11	173	Jr.	3rd	Fresno, Calif. (San Joaquin Memorial)
1	Nikko Remigio	WR	5-10	185	Sr.	5th	Orange, Calif. (Mater Dei/Cal)
2	Zane Pope	WR	6-2	195	Sr.	6th#	Moorpark, Calif. (Moorpark)
3	Erik Brooks	WR	5-7	171	Sr.	5th	Corona, Calif. (Roosevelt)
4	Emoryie Edwards	WR	5-11	190	Sr.	5th	Tulare, Calif. (Tulare Union)
5	Jalen Cropper	WR	6-0	172	Sr.	4th	Parlier, Calif. (Buchanan)
8	Ty Jones	WR	6-4	203	Sr.	6th#	Provo, Utah (Provo/Washington)
11	Josh Kelly	WR	6-1	185	Jr.	4th	Fresno, Calif. (San Joaquin Memorial)
18	Jalen Moss	WR	6-1	162	Fr.	1st	Menlo Park, Calif. (Menlo-Atherton)
26	Isaiah Batton	WR	6-1	197	RSo.	3rd	Temecula, Calif. (Chaparral/Palomar College)
81	Jordan Brown	WR	5-8	171	Jr.	3rd	Bellflower, Calif. (Mayfair)
82	Joshua Johnson	WR	x-x	173	Fr.	1st	Gardena, Calif. (Warren)
85	Nathan Acevedo	WR	5-10	150	Fr.	1st	San Diego, Calif. (Lincoln)

Offensive Line

50	Tyrone Sampson Jr.	OL	6-3	305	Sr.	5th	Detriot, Mich. (East English Village Prep)
51	Mose Vavao	OL	6-3	325	Jr.	3rd	Mountain View, Calif. (St. Francis)
52	Amil Savage	OL	x-x	xxx	Fr.	1st	Sacramento, Calif. (Franklin)
54	Bula Schmidt	OL	6-1	294	Sr.	4th	Wahiawa, Hawai'i (O'Dea [Wash.])
55	Nate Maier	OL	6-5	307	Fr.	1st	Lake Arrowhead, Calif. (Rim of the World)
58	Marcus Simien	OL	6-4	317	Fr.	1st	Patterson, Calif. (Patterson)
63	Daniel Taumalolo	OL	6-3	293	Jr.	3rd	Belmont, Calif. (Carlmont/College of San Mateo)
65	Anthony LaFrance	OL	6-4	321	So.	3rd	Chino, Calif. (Ruben S. Ayala/Riverside CC)
69	Jacob Spomer	OL	6-4	282	So.	3rd	Brentwood, Calif. (Liberty/Diablo Valley JC)
70	Matai Bell	OL	x-x	308	Fr.	1st	Antioch, Calif. (Campolindo)
71	Rolan Fullwood	OL	6-6	315	RFr.	2nd	Long Beach, Calif. (Lawndale)
72	Dontae Bull	OL	6-7	326	Sr.	6th#	Victoria, Canada (Belmont Secondary)
73	Jacob Isaia	OL	6-3	310	Sr.	5th	Las Vegas, Nev. (Bishop Gorman/Michigan State)
74	Julian Polendo	OL	6-5	320	So.	3rd	Palm Springs, Calif. (Palm Springs)
75	Braylen Nelson	OL	6-6	308	So.	2nd	Denver, Colo. (Vista Peak)
77	Toreon Penright	OL	6-3	275	So.	3rd	San Bernardino, Calif. (Cajon)
78	Osmar Velez	OL	6-1	295	Jr.	4th	Lost Hills, Calif. (Wasco)
79	Joseph Church	OL	6-4	300	So.	3rd	Fontana, Calif. (Upland)

CAREER STARTS LEADERS

Dontae Bull - OL	26
Levelle Bailey - LB	22
Evan Williams - DB	22
Jalen Cropper - WR	21
Jake Haener - QB	20
David Perales - DE	18
Bula Schmidt - OL	17
Bralyn Lux - DB	15
Mose Vavao - OL	15
Josh Kelly - WR	14
Justin Houston - NKL	14
Jordan Mims - RB	11
Zane Pope - WR	10
Leonard Payne Jr. - DT	10
Raymond Pauwels - TE	9
Elijah Gates - DB	9
Malachi Langley - LB	8
L.J. Early - DB	5
Braylen Nelson - OL	5
Ty Jones - WR	4
Cale Sanders Jr. - CB	4
Tre Watson - TE	2
Kosi Agina - DB	1
Emari Pait - DB	1
Mac Dalena - WR	1
Rian Fields - NKL	1
Emoryie Edwards - WR	1
Matt Lawson - DT	1
Jared Torres - TE	1
Reggie Strong - NKL	1

reflects only games started at Fresno State



2022 FRESNO STATE ROSTER

BY POSITION

Defensive Line

4	Andres Fox	DE	6-4	245	Sr.	5th	Mobile, Ala. (Mobile Christian/Stanford)
5	Devo Bridges	DE	6-2	247	Jr.	4th	Rialto, Calif. (Carter)
17	Johnny Hudson Jr.	DT	6-2	315	Jr.	3rd	Atlanta, Ga. (Washington/Jones College/Contra Costa)
18	Isaiah Johnson	DE	6-2	245	Sr.	5th	Modesto, Calif. (Downey)
23	Jacob Holmes	DL	6-2	282	Fr.	1st	Phoenix, Ariz. (Chandler)
34	Frankco Gratton Jr.	DE	6-3	215	RFr.	2nd	Seattle, Wash. (Rainer Beach)
39	Joshua Pakola	DL	6-4	263	So.	3rd	Newark, Calif. (St. Francis/Stanford)
51	Charles Remlinger	DE	6-3	235	RJr.	2nd	Vancouver, Wash. (Mountain View)
52	Da'Marcus Johnson	DE	6-4	250	Sr.	4th	Sacramento, Calif. (Burbank/American River)
54	Sione Noa	DL	6-3	227	Fr.	1st	Sacramento, Calif. (Grant Union)
55	Leonard Payne Jr.	DT	6-3	315	Sr.	5th	Downey, Calif. (St. Pius X-St. Matthias Academy)
58	Miles Bailey	DL	6-4	283	Fr.	1st	Vallejo, Calif. (Benecia)
91	Matt Lawson	DT	6-0	280	Sr.	5th	Ontario, Calif. (Colony)
92	Gavriel Lightfoot	DL	6-2	300	Fr.	1st	Moreno Valley, Calif. (Centennial)
94	Julius Gandy	DL	6-1	283	RFr.	2nd	Watsonville, Calif. (Pacheco)
97	Jahzon Jacks	DL	6-5	258	Fr.	1st	East Palo Alto, Calif. (St. Mary's)
99	David Perales	DE	6-3	246	Sr.	6th#	Merced, Calif. (Merced/Merced JC/Sacramento State)

Linebackers

1	Raymond Scott	LB	6-2	235	Sr.	5th	Los Angeles, Calif. (Narbonne/USC)
6	Levelle Bailey	LB	6-2	218	Sr.	4th	Sacramento, Calif. (Luther Burbank)
19	Zeke Branham	LB	6-1	221	RFr.	2nd	Mesa, Ariz. (Skyline)
26	Tim Thomas	LB	6-1	235	Fr.	1st	Tracy, Calif. (Lincoln)
30	Tanner Blount	LB	6-0	217	Jr.	4th	Clovis, Calif. (Buchanan)
31	Phoenix Jackson	LB	6-0	219	RFr.	2nd	Modesto, Calif. (Central Catholic)
35	Malachi Langley	LB	6-1	232	Jr.	4th	Los Angeles, Calif. (Pasadena)
42	Tyler Mello	LB	6-2	220	Jr.	3rd	Hanford, Calif. (Hanford)
44	Charlotin Charles	LB	6-0	206	RFr.	2nd	Las Vegas, Nev. (Bishop Gorman)
47	Seth Scheidt	LB	x-x	211	Fr.	1st	Merced, Calif. (Merced)

Nickelbacks

7	Reggie Strong	NKL	5-11	196	Jr.	4th	Vallejo, Calif. (Orange Lutheran)
13	Justin Houston	NKL	6-4	193	Jr.	3rd	Gardena, Calif. (Junipero Serra)
16	Rian Fields	NKL	6-6	215	Sr.	5th	Irvine, Calif. (Irvine)
23	Malik Brooks	NKL	6-1	207	RFr.	2nd	Las Vegas, Nev. (Desert Pines)
25	Emari Pait	NKL	6-2	200	So.	2nd	Los Angeles, Calif. (Culver City)
43	Morice Norris	NKL	5-10	199	RJr.	4th	Sanger, Calif. (Sanger/Orange Coast College)

Defensive Backs

2	Elijah Gates	DB	5-11	190	Sr.	6th#	Pasadena, Calif. (Buena Park/UCLA)
3	Alzillion Hamilton	DB	5-10	180	RFr.	2nd	Castro Valley, Calif. (Hayward)
8	Jalen Williams	DB	5-11	193	RFr.	2nd	Lancaster, Calif. (Paraclete)
10	Kosi Agina	DB	6-0	195	Jr.	3rd	Fresno, Calif. (Sanger)
11	Cale Sanders Jr.	DB	5-10	178	So.	2nd	New Caney, Texas (New Caney)
15	Julian Neal	DB	6-2	203	RFr.	2nd	San Francisco, Calif. (Mission)
20	Cam Lockridge	DB	6-0	183	Jr.	4th	Tampa, Fla. (Robinson/Reedley College/Hawaii'i)
22	Steven Comstock	DB	6-1	204	Sr.	5th	Glendora, Calif. (Northview)
24	Chrishawn Gordon	DB	5-11	188	RSo.	4th	Oceanside, Calif. (Valley Center/Dixie State/Butte College)
27	L.J. Early	DB	5-10	180	Sr.	6th#	Tulare, Calif. (Tulare Western/Bakersfield College)
28	Jomarion Briggs	DB	6-1	162	Fr.	1st	Stockton, Calif. (Lincoln)
29	Jayden Davis	DB	x-x	172	Fr.	1st	Fresno, Calif. (Bullard)
32	Evan Williams	DB	6-1	198	Sr.	4th	Campbell, Calif. (Saint Francis)
33	Bralyn Lux	DB	5-11	175	Jr.	4th	Sunnyvale, Calif. (King's Academy)
37	Ryan Wilson	DB					
38	Michael Whaley	DB	6-2	145	Fr.	1st	Hercules, Calif. (Hercules)

Specialists

20	Nick D'Ambra	LS	6-1	230	Sr.	5th	Glen Ellyn, Ill. (Glenbard South/Western Illinois)
40	Michael Munoz	LS	6-2	198	So.	3rd	Upland, Calif. (Upland)
41	Andre Meono	K	6-1	170	RFr.	2nd	Redondo Beach, Calif. (St. John Bosco)
45	Carson King	P	6-0	193	Sr.	5th	Livermore, Calif. (Freedom)
46	Dylan Lynch	K	x-x	xxx	Fr.	1st	Bakersfield, Calif. (Liberty)
48	Abraham Montano	K	6-1	184	RSo.	4th	Salinas, Calif. (Alisal/Hartnall College)






CAREER GP LEADERS

Jordan Mims - RB	45
Dontae Bull - OL	34
Levelle Bailey - LB	31
Evan Williams - DB	29
Zane Pope - WR	29
Jalen Cropper - WR	29
Bula Schmidt - OL	26
Erik Brooks - WR	25
Jared Torres - TE	23
Malachi Langley - LB	23
Raymond Pauwels Jr. - TE	22
Josh Kelly - WR	20
Jake Haener - QB	20
Leonard Payne Jr. - DT	19
Kosi Agina - DB	19
Mac Dalena - WR	19
Justin Houston - NKL	19
Da'Marcus Johnson - DE	19
Bralyn Lux - DB	19
David Perales - DE	19
Mose Vavao - OL	19
Rian Fields - NKL	18
Tyler Mello - LB	17
Emoryie Edwards - WR	17
Jordan Brown - WR	17
Steven Comstock - DB	16
L.J. Early - DB	16
Tanner Blount - LB	14
Matt Lawson - DT	14
Devo Bridges - DE	14
Ty Jones - WR	13
Emari Pait - NKL	13
Cale Sanders Jr. - DB	13
Tre Watson - TE	12
Reggie Strong - NKL	10
Elijah Gates - DB	10
Malik Sherrod - RB	10
Abraham Montano - K	4
Malik Brooks - NKL	4

reflects only games played at Fresno State

SCHEDULE/FUTURES

2022 BULLDOG FOOTBALL SCHEDULE (ALL TIMES PACIFIC)

Month	Date	Opponent	Time	Network
September	1	Cal Poly 	7:30 p.m.	FS1
	10	Oregon State 	7:30 p.m.	CBS Sports Network
	17	at USC 	7:30 p.m.	FOX
October	1	at UConn 	12:30 p.m.	CBS Sports Network
	8	at Boise State* 	TBD	FOX FS1 FS2
	15	San Jose State* 	TBD	FOX FS1 FS2
	22	at New Mexico* 	TBD	FOX FS1 FS2
	29	San Diego State* 	TBD	FOX FS1 FS2
November	5	Hawai'i* 	TBD	FOX FS1 FS2
	11	at UNLV* 	7:30 p.m.	CBS Sports Network
	19	at Nevada* 	7:30 p.m.	CBS Sports Network
	25	Wyoming* 	7:00 p.m.	FS1

BULLDOG FOOTBALL CHANNEL FINDER...

AT&T UVERSE

CBS Sports Network: 643, 1643
 FS1: 652, 1652
 FS2: 651, 1651
 PAC-12 Network: N/A
 CW59: 1059, 59

COMCAST (FRESNO MARKET)

CBS Sports Network: 418, 732
 FS1: 35, 408, 731, 1208
 FS2: 410, 779, 1209
 PAC-12 Network: 434, 823
 CW59: 705, 708, 1059

DIRECTV

CBS Sports Network: 221
 FS1: 219
 FS2: 618
 PAC-12 Network: N/A
 CW59: 59, 5

DISH NETWORK

CBS Sports Network: 158
 FS1: 150
 FS2: 149
 PAC-12 Network: 409
 CW59: 59, 5

Games owned by the FOX Sports family of networks must alert the two schools associated within 12 days before the designated game day, or in some situations six days, what time kick off will be and what platform it will be distributed on (FOX, FS1 or FS2).

Indicators

* conference game

The Mountain West Championship game will take place on December 3 featuring the two divisional champions. It will broadcast on FOX.

FUTURE SCHEDULES

2023			2024			2025			2026
Date	Opponent	Location	Date	Opponent	Location	Date	Opponent	Location	
S2	at Purdue	West Lafayette, IN	A31	at Michigan	Ann Arbor, MI	A23	at Kansas	Lawrence, KS	Sept. 5 -- at USC
S9	Eastern Washington	Fresno, CA	S7	Sacramento State	Fresno, CA	A30	Georgia Southern	Fresno, CA	Sept. 12 -- Sacramento State
S16	at Arizona State	Tempe, AZ	S14	at UCLA	Los Angeles, CA	S6	at Oregon State	Corvallis, OR	Sept. 19 -- at Washington State
	Boise State*	Fresno, CA	O5	New Mexico State	Fresno, CA	S13	Southern Univ.	Fresno, CA	2027
	New Mexico*	Fresno, CA		Colorado State*	Fresno, CA		Air Force*	Fresno, CA	Aug. 28 -- Utah Tech
	UNLV*	Fresno, CA		Hawai'i*	Fresno, CA		Utah State*	Fresno, CA	Sept. 4 -- at Washington
	Nevada*	Fresno, CA		San Diego State*	Fresno, CA		Wyoming*	Fresno, CA	Sept. 18 -- Washington State
	at Utah State*	Logan, UT		San Jose State*	Fresno, CA		Nevada*	Fresno, CA	2028
	at Wyoming*	Laramie, WY		at Air Force*	Colorado Springs, CO		at Boise State*	Boise, ID	Sept. 9 -- at USC
	at San Diego State*	San Diego, CA		at New Mexico*	Albuquerque, NM		at Colorado State*	Fort Collins, CO	Sept. 23 -- at Georgia Southern
	at San Jose State*	San Jose, CA		at Nevada*	Reno, NV		at Hawai'i*	Honolulu, HI	2029
				at UNLV*	Las Vegas, NV		at San Jose State*	San Jose, CA	Sept. 15 -- Texas Tech

* = Mountain West game

All future conference game dates are TBD

2030

Sept. 7 -- at Texas Tech
 Sept. 14 -- Kansas





HEAD COACH | 1ST SEASON* | FRESNO STATE (1992)

Jeff Tedford, who coached the Bulldogs for the 2017-19 seasons, makes a return to the helm of the program for his second stint as head coach of his alma mater. Tedford was hired as head coach of the program on Dec. 8, 2021.

In his first stint as the Bulldogs' head coach, Tedford inherited a 1-11 football program when he took over the reins of his alma mater and in three seasons all he's done as the 19th head football coach in Fresno State history is lead the program to a 26-14 record, a 2018 Mountain West Championship, two MW West division titles and two bowl wins.

In 2019, Fresno State finished 4-8. Five of Fresno State's eight losses that season were decided by one possession, notably falling by a small margin to both USC and Minnesota that season. The Bulldogs were highlighted by first team All-Mountain West linebackers Mykal Walker and Justin Rice in 2019. Six Bulldogs were honored by the conference that season, in addition to Walker and Rice, running back Ronnie Rivers earned second team honors, and defensive lineman Kevin Atkins, punter Blake Cusick and defensive back Juju Hughes were honorable mention selections. Rice was tabbed the preseason Defensive Player of the Year by the conference, entering the 2020 season. Walker and Hughes went on to have professional NFL careers as both currently are on rosters with the Atlanta Falcons and Los Angeles Rams, respectively.

In 2018, in addition to defeating Boise State on the road in overtime, 19-16, for Fresno State's first conference championship since 2013, the Bulldogs capped the season with a 31-20 triumph over Arizona State to win the Mitsubishi Motors Las Vegas Bowl. The bowl win left the Bulldogs with their first 12-win season in the 97-year history of the program. This, one season after engineering one of the greatest turnarounds in FBS history guiding the Bulldogs to a 10-4 record, an appearance in the MW title game and a Hawai'i Bowl win over Houston.

The renaissance under Tedford has led to FBS history being made as Fresno State became the first team to secure back-to-back double-digit winning seasons following a double-digit loss season.

The 2018 Bulldogs finished nationally ranked in the final rankings of the season for the first time since 2004. Fresno State finished ranked No. 18 in both the AP Top 25 and Coaches poll, announced Jan. 8, 2019. It was the best finish in the AP Top 25 in program history, besting No. 22 in 2004. The 'Dogs also held a No. 21 ranking in the final College Football Playoff poll released on Dec. 2, 2018.

Individual accolades in 2018 included Tedford being named an Eddie Robinson Award finalist and a Paul "Bear" Bryant Coach of the Year Award finalist. Fresno State sported 15 all-conference honorees in 2018, including the league's Defensive Player of the Year in linebacker Jeff Allison. In addition, 19 student-athletes were named to the Fall Academic All-Mountain West team.

With a 10-4 record in his first season, Fresno State became the third team in FBS history to turn a double-digit loss season (2016) into a double-digit win season (2017) the following year. The season included an appearance in the nation's top 25, clinching the Mountain West's West Division crown and leading the 'Dogs to their first appearance in the MW Championship game since 2014. He also guided the 'Dogs to the program's first bowl victory since 2007 with their win at the Hawai'i Bowl.

Great success brought great notoriety as Tedford was named the 2017 Mountain West Coach of the Year, was a semifinalist for the George Munger College Coach of the Year Award presented by the Maxwell Football Club, a finalist for the Eddie Robinson Coach of the Year Award, and the AFCA Region-5 Coach of the Year.

While Tedford was honored as the league's coach of the year, the team had 16 student-athletes recognized with MW postseason honors - the most for the Bulldogs in a single-season since joining the conference in 2012. In the classroom, the 'Dogs also set a team-best number since joining the conference as they had 24 named to the Fall Academic All-Mountain West team.

Tedford, a former Bulldog quarterback and Fresno State assistant coach, returned to the Valley after holding the position of offensive consultant for the Washington Huskies – a 2016 College Football Playoff team.

Tedford assumed the role of acting head coach on Nov. 27, 2016, following the conclusion of the 2016 season as Eric Kiesau carried out interim head coaching duties for the remaining two games on the 2016 schedule following Tedford's introductory press conference. Tedford was officially hired on Nov. 10, 2016.

Tedford, who was an already proven winner on the West Coast, came to the Valley with 11 years of head coaching experience at the Division I level – having led the California Golden Bears to 82 wins from 2002-2012. He left as the school's all-time winningest coach.

Tedford's ties to the Valley and Fresno State run deep. He played quarterback at Fresno State in 1981-82 under Jim Sweeney and coached at Fresno State under Sweeney from 1987-88 and 1992-96, and under a then-first-year head coach Pat Hill in 1997.

Tedford's coaching career started at Fresno State, volunteering as an assistant for the 1987-88 seasons. From there he picked up his first full-time position as an assistant for the Calgary Stampeders of the Canadian Football League – a familiar league in which he played quarterback for six seasons after his collegiate career at Fresno State.

He returned to Fresno State in 1992 as the quarterbacks coach and served as the offensive coordinator for the Bulldogs over the ensuing five seasons.

Tedford held the same position at Oregon (1998-2001) before he became the head coach at Cal. He was named the Pac-10 Coach of the Year twice, leading the Golden Bears to a school record seven consecutive bowl games and to a conference title in 2006.

Following Tedford's stint at Cal, he moved on to the NFL in 2014 as the Tampa Bay Buccaneers' offensive coordinator. The stop did not last long due to health issues during the preseason that evolved into an indefinite leave of absence, which resulted in the two sides mutually agreeing to part ways.

Tedford made his return to the CFL in 2015 as he was named the head coach of the B.C. Lions. At the conclusion of the season, Tedford elected to exercise an option in his contract to resign and pursue opportunities in college football.

Tedford made his return to college football as an offensive consultant for the Washington Huskies under head coach Chris Peterson in 2016. A relationship rekindled after their time together as assistants at Oregon under then-coach Mike Belotti. Washington's staff also included associate head coach Bob Gregory, who served as Tedford's defensive coordinator at Cal for eight seasons.

Tedford graduated from Warren High School in Downey, California and attended Cerritos Junior College for two seasons before becoming the Bulldogs' quarterback in 1981.

He and his wife Donna have two children, Taylor and Quinn.



COACHING HISTORY

Career Record (Div. I H.C.):
108-71
Bowl Games Record:
7-3

FRESNO STATE

Present: Head Coach
2016-19: Head Coach

WASHINGTON

2016: Offensive Consultant

B.C. LIONS (CFL)

2015: Head Coach

TAMPA BAY (NFL)

2014: Offensive Coordinator

CALIFORNIA

2002-12: Head Coach

OREGON

1998-01: Offensive Coordinator

FRESNO STATE

1992-97: Quarterbacks Coach/
Offensive Coordinator

CALGARY (CFL)

1989-91: Offensive Assistant

FRESNO STATE

1987-88: Volunteer Assistant

PLAYING EXPERIENCE

Position: Quarterback

1983-88: CFL (four teams)

1983-85: Hamilton

1986: Calgary

1987: Saskatchewan

1988: Winnipeg

1981-82: Fresno State

1979-80: Cerritos College

CAL FOOTBALL (HEAD COACH, 2002-2012):

After accepting his first head coaching position in 2002, Tedford spent 11 seasons at the helm of the Cal football team. Tedford left Cal as the winningest coach in program history with 82 wins; the Golden Bears posted a school-record run of seven straight bowl appearances from 2003-09 and ranked as high as No. 2 in the nation in 2007 - its highest ranking since 1951.

The Bears were 5-3 in the postseason under Tedford, including a school-record string of four consecutive bowl wins from 2005-08, making him the only Cal mentor with more than two postseason victories. The Bears also won enough games to be bowl eligible with a seven-victory season in his first campaign in 2002, but were ineligible for a bowl. In addition, Cal put together a school-record-tying eight consecutive winning campaigns from 2002-09 and added a ninth in 10 seasons in 2011. Cal twice posted a school record-tying 10 wins under Tedford, the sixth and seventh times in school history, in 2004 and 2006.

All of this at the head of a program that won just one game in 2001, the year prior to his arrival - making the renaissance of the Cal football program over that decade arguably one of the most impressive turnarounds in college football history.

The Bears had 40 players selected in the NFL Draft during the 11 drafts following seasons that have occurred while Tedford was the head coach at Cal, including eight first-round picks.

Tedford also has earned a reputation as a strong recruiter, with his last three classes in 2010, '11 and '12 being ranked as high as No. 11, No. 13 and No. 15 nationally. Prior to the 2011 campaign, Sporting News bestowed the honor of the Pac-12's best recruiter on him.

But Tedford's teams not only got it done on the field, they got it done in the classroom in Berkeley. His players were recognized as conference All-Academic honorees 110 times in 11 seasons.

Tedford's success with the Cal program also resulted in local devotion and national attention. Cal averaged more than 57,000 fans per contest for seven consecutive seasons from 2004-10, before moving to the 45,000-seat AT&T Park in 2011 while Memorial Stadium underwent an extensive renovation and retrofit prior to reopening for the team's 2012 home contests. The seven-year stretch included a string of 43 consecutive games in front of at least 50,000 fans at Memorial Stadium (Sept. 11, 2004 - Nov. 20, 2010). In 2006, the Bears set school records for average fans per home game (64,318) and overall spectators (450,223). The following year in 2007, Cal established a school record with 41,366 season-ticket holders.

Nationally, Cal had multiple Heisman Trophy candidates under Tedford's tutelage, with J.J. Arrington (2004), Marshawn Lynch (2006), DeSean Jackson (2007) and Jahvid Best (2009) among top candidates for the prestigious honor at some point in the season; Arrington finished eighth in the final voting.

Tedford has used his own signal-calling experience to build a reputation as a quarterback guru. During his lengthy collegiate coaching career at Cal (2002-2012), Oregon (1998-2001) and Fresno State (1992-97), Tedford has been an integral piece in the development of six quarterbacks that became NFL first-round picks - Kyle Boller, David Carr, Trent Dilfer, Joey Harrington, Aaron Rodgers and Akili Smith.

Rodgers, an under-the-radar junior college transfer like Tedford, ranked No. 8 nationally in pass efficiency in 2004 when he completed 66.1 percent of his passes for 2,566 yards and 24 touchdowns with only eight interceptions for the Bears. He put up similar numbers the previous season when he completed 61.6 percent of his passes for 2,903 yards and 19 touchdowns with only five interceptions. After being drafted by the Green Bay Packers in the first round of the 2005 NFL Draft, Rodgers has become one of the top quarterbacks in the NFL and followed his first Pro Bowl selection in 2009 by earning Super Bowl XLV MVP honors the following season after leading the Packers to a victory over the Pittsburgh Steelers.

In addition to his success with quarterbacks, Tedford's teams have featured balanced attacks and became notorious for their ferocity on the ground. In nine of his first 10 seasons at Cal, Tedford had at least one running back post a 1,000-yard rushing season, including a string of seven consecutive years with a 1,000-yard rusher from 2002-08 and then again in 2010 and 2011.

In 2004, Arrington broke Chuck Muncie's single-season school record with 2,018 yards, which led the country (168.2 ypg) as Arrington rushed for at least 100 yards in each of his 12 contests. In 2007, Justin Forsett's 1,546 rushing yards were briefly the second-best in Cal history, but Best's four-game flourish (814 yards) at the end of 2008 gave him 1,580 for the year to move past Forsett. Lynch had back-to-back 1,000-yard seasons in 2005 and 2006, while Adimchinobe Echemandu (1,195 yards in 2003), Isi Sofele (1,322 yards in 2011), Shane Vereen (1,167 yards in 2010), and Joe Igber (1,075 yards in 2002) each reached the 1,000-yard milestone under Tedford as well.

While offense has been Tedford's forte, Cal's defense toughened considerably during his reign as the Bears' coach. His 2004 team ranked eighth nationally in scoring defense, allowing just 16.0 points per game. In 2005, the Bears led the Pac-10 in scoring defense, giving up only 21.2 points per contest. In 2008, Cal led the Pac-10 in the two key categories of red zone defense (68.2%) and takeaways (34). The Bears were second in the conference in rush defense (112.0 ypg) in 2009. Cal then had a stellar season on defense in 2010 in their first year under former Super Bowl coordinator Clancy Pendergast, leading the league and ranking among the top 25 nationally in sacks (2.83 spg, No. 13 NCAA), total defense (319.08 ypg, No. 18 NCAA) and pass defense (187.0 ypg, No. 21 NCAA). In 2011, Cal again led the Pac-12 in total defense (332.92 ypg) and pass defense (204.23 ypg), ranking 25th and 37th nationally. Cal also continued to make big plays on defense in 2011 as the Pac-12's top team in tackles for loss (7.69 tflpg, No. 7 NCAA) while ranking third in the conference in sacks (2.62 spg, No. 19 NCAA). In addition, the Bears led the Pac-12 in opponents' first downs, allowing only 17.4 per game.



COACHES AND STAFF

Other national recognition that came the Bears way under Tedford was: Alex Mack picking up the 2008 Draddy Award (often referred to as the Academic Heisman), while Mike Mohamed was one of 16 players across the country in the National Football Foundation's Scholar-Athlete Class of 2010 and a finalist for the prestigious honor won by Mack now known as the William V. Campbell Trophy. Giorgio Tavecchio was a semifinalist for the same honor in 2011. In 2006, the Bears had a pair of players collect national awards. Jackson was the recipient of the inaugural Randy Moss Award as the top returner in the country, while Daymeion Hughes earned The Lott IMPACT Trophy, given to the nation's top defensive player to equally recognize his athletic performance and personal character.

AS AN ASSISTANT COACH:

Prior to his arrival in Berkeley, Tedford was the offensive coordinator and quarterbacks coach at Oregon, serving in that role for four seasons, including the 2001 campaign when the Ducks finished with a No. 2 national ranking.

Tedford played an integral role in the rise of the Oregon program during his tenure in Eugene – a period in which the Ducks posted the Pac-10's best record (38-10) while finishing progressively better each year (8-4 in 1998, 9-3 in 1999, 10-2 in 2000 and 11-1 in 2001). During his first season as offensive coordinator in 1998, Oregon set school records in passing yards, total offense and points scored. Tedford's passing acumen was clearly evident in the rapid development of Smith, who earned Pac-10 Offensive Player of the Year accolades as he finished second in the nation in pass efficiency and was later chosen third overall in the 1999 NFL Draft by Cincinnati.

Duck quarterbacks A.J. Feeley and Joey Harrington combined to pass for 3,131 yards and 24 TDs on the Sun Bowl champion team that ranked 13th nationally in scoring in 1999, while the 2000 club tied for the Pac-10 crown and defeated Texas in the Holiday Bowl. Tedford's last Oregon squad in 2001 showcased one of the nation's premier quarterbacks in Harrington, who won Pac-10 Offensive Player of the Year honors and finished fourth in the Heisman Trophy balloting.

In 1992 as the quarterbacks coach at Fresno State, Tedford began honing the skills of Trent Dilfer. Under Tedford's guidance, the Bulldogs' quarterback earned first-team All-WAC honors for an offense that led the nation in scoring (44.2 ppg), ranked second in total offense (541.9 ypg) and beat USC in the Freedom Bowl. A season later, Tedford became the Bulldogs' offensive coordinator, and Fresno State ranked third nationally in scoring and total offense while earning an Aloha Bowl invitation. Dilfer ranked first nationally in passing efficiency (173.1 rating) and won the WAC Offensive Player of the Year award. He was later chosen by Tampa Bay with the sixth overall selection of the 1994 NFL Draft.

Tedford's coaching career began with two seasons as a volunteer assistant at Fresno State (1987-88) before he joined Calgary of the CFL for three seasons (1989-91), including the 1991 team that advanced to the Grey Cup title game.

PLAYING CAREER

A relentless drive developed in Tedford as a young football player at Warren High School, in the Southern California city of Downey, that led the undersized quarterback to a solid prep career. Tedford had a standout two-year stint at Cerritos College (1979-80) before a record-setting two-year stay at Fresno State (1981-82). During his days as a Bulldog, he established several school passing records, including career marks for passing yardage (4,872) and touchdown passes (35), while earning honorable mention All-America notice in 1982 when he set single-season Fresno State standards for passing yardage (2,993) and TD passes (24).

After departing Fresno State, Tedford played professionally in the Canadian Football League for six seasons with Hamilton, Calgary, Saskatchewan and Winnipeg. He appeared in the league's championship game (Grey Cup) with Hamilton in 1984.

KIRBY MOORE

OFFENSIVE COORDINATOR / QUARTERBACKS

6TH SEASON | BOISE STATE (2012)

With the return of Jeff Tedford as head coach of the Fresno State football program, Kirby Moore was announced as the Bulldogs' offensive coordinator and quarterbacks coach on Dec. 23, 2021. Moore has been a part of the Fresno State coaching staff since Tedford initially hired him as the wide receivers coach in 2017. The 2022 season will be his sixth season on the staff.

The 2021 football season marked Moore's fifth as an assistant coach at Fresno State. Since his arrival, he has led the wide receivers group. 2021 was his second season with the additional duty of being the pass game coordinator.

In 2021, the Bulldogs amassed over 4,000 yards through the air for just the fourth time in program history, totaling 4,247 yards on the year. The Bulldogs were led by two all-conference selections in Jalen Cropper (second team) and Josh Kelly (honorable mention). Fresno State had two wide receivers selected as all-conference caliber players for two consecutive seasons under Moore as the position coach.

Moore had his first taste of play-calling experience at the 2021 PUBG New Mexico Bowl, leading the Bulldogs to a 31-24 win over UTEP, securing the 10th win of the season. The Bulldogs produced 467 yards of total offense - 181 rushing and 286 passing.

Hired by Tedford in 2017, it was Moore's first full-time assistant coaching position and he proved from the start that he was a great fit. In each of his first two seasons at Fresno State, Moore was named to the annual 247sports.com 30-under-30 lists as one of college football's rising stars.

Moore was paired with then-offensive coordinator Kalen DeBoer during the 2017-18 seasons, and upon DeBoer's hire to lead the Fresno State program in 2020, that was when Moore gained the role of pass game coordinator.

The 2020 season, while a modified six-game season due to the COVID-19 pandemic, displayed an explosive offense led by a wealth of talent in the wide receiver room. Two in the room, sophomore Jalen Cropper and senior Keric Wheatfall, both earned all-conference honorable mention recognition at the season's end. The Bulldogs' offense produced a conference-best 479.3 yards total offense per game in 2020, and a large reason for that was because of Cropper, Wheatfall and others under Moore's tutelage.

Moore's third season at Fresno State was much different from the first two in that 2019 the wide receiver corps was a much more by committee group rather than having a target like future NFL product KeeSean Johnson catching passes for the Bulldogs. The Bulldogs' 2019 recruiting class ushered in four wide receivers and each one of them saw a start in the 2019 season - three freshmen (Jalen Cropper, Jamal Glaspie & Josh Kelly) and one junior transfer (Keric Wheatfall). Sophomore Zane Pope led Fresno State with 47 receptions and 525 yards. During the Bulldogs' 12-2 championship season in 2018, the offense amassed over 3,000 yards through the air for the ninth time in program history, totaling 3,629 yards in 2018.

Leading the way was Johnson as the standout exploded in his senior campaign. Johnson led the team in receptions (95), receiving yards (1,340) and touchdowns (8). His 95 receptions ranked fourth-most in the FBS in 2018 and fifth-most in a single season in program history while his 1,340 yards ranked sixth-most in the FBS in 2018 and the fifth-most in a single season in program history. The following offseason, the second-team All-Mountain West selection heard his name called in the sixth round of the NFL Draft, selected by the Arizona Cardinals.

In Moore's first season at Fresno State, he helped guide Johnson to All-Mountain West honors after the junior accounted for nearly half of his group's production in 2017 with 1,013 yards coming on a then-career-best 77 receptions.

As a graduate assistant (2015-16), Moore reunited with his college coach Chris Petersen at Washington, and worked alongside former Fresno State head coach Jeff Tedford for one season at the Pac-12 program. Tedford was an offensive consultant for the Huskies in 2016 and later hired Moore to come with him to Fresno State in 2017. While at UW, Moore worked with wide receivers John Ross and Dante Pettis, who led the nation in touchdown receptions as a duo with 32 in 2016. Ross was named a first-team All-Pac-12 selection. The Huskies won the Pac-12 Championship and advanced to their first College Football Playoff berth to cap a standout season.

In 2014, Moore's season in between his playing days at Boise State and serving as a graduate assistant at Washington, he coached the wide receivers at the College of Idaho.

The Boise State graduate earned four varsity letters as a Bronco (2009, 2011-13), lettering on a 14-0 team as a true freshman in 2009. After redshirting the 2010 season, he helped Boise State compile a record of 31-8 over his final three seasons. As a senior in 2013, Moore caught 36 passes for 280 yards despite missing six games due to injury. In 2012, he was the team's second-leading receiver with 36 catches for 368 yards. Following the 2013 season, he earned Academic All-District VII and Academic All-Mountain West honors.

As a freshman, united with older brother Kellen Moore, the two were a part of the Broncos' 2010 Fiesta Bowl win over TCU. Both brothers attended Prosser High in Washington, where Kirby set a national record with 95 career touchdown receptions. Playing for his father, Tom Moore, he was first-team all-state as a junior and senior and was named the Washington 2A Player of the Year as a senior, when he had 131 receptions for 2,126 yards and 34 TDs.



COACHING HISTORY

Fresno State

Present: O.C./QB's
2020-21: Wide Receivers,
Pass Game Coordinator
2017-19: Wide Receivers

Washington

2015-16: Offensive G.A.

College of Idaho

2014: Wide Receivers

PLAYING EXPERIENCE

BOISE STATE

2009-13: Wide Receiver

PERSONAL INFORMATION

Hometown: Prosser, Wash.

High School: Prosser

Spouse: Kayla

Children: Sutton, Cohen



KEVIN COYLE

DEFENSIVE COORDINATOR

1ST SEASON | UMASS (1978)

Kevin Coyle joins the Fresno State coaching staff as its defensive coordinator, after most recently serving as a senior defensive analyst at LSU.

Coyle joined the LSU staff as an analyst in 2018 and was a part of the 2019 National Champion LSU football program. While on the LSU staff, Coyle had the chance to analyze and break down some of the top-levels of college football offenses and learn a lot about the ever-changing game of football at the college level.

In between his two stints at LSU, Coyle was named the defensive coordinator of the Atlanta Legends (Alliance of American Football). Shortly after joining the franchise, Coyle was promoted to head coach of the team. After the AAF dissolved, Coyle returned to LSU in the same analyst role he held prior.

Coyle has nearly 20 years of coaching experience in the NFL as either a defensive backs coach or defensive coordinator.

He served as the defensive coordinator of the Miami Dolphins from 2012-15. He was with the Bengals for 13 seasons (2001-11, 2016-17).

Coyle has been considered by some as one of the top defensive coaches in Bengal's franchise history. Working with the franchise under two head coaches, not only did he develop one of the NFL's top cornerback tandems of the late 2000s (Leon Hall and Jonathan Joseph), but the Bengals' defense as a whole ranked seventh in the 2011 season largely as a result of their ninth ranked pass defense (211.6 passing yards allowed per game). He was also well known for reviving the careers of free agent such as Chris Crocker and Gibril Wilson.



During his tenure, the Bengals experienced the playoffs three times and in 2005 they had their most wins (11) since 1988. That season, the Bengals defense led the league in interceptions with 31.

Before his time in the NFL, Coyle was a member of the Fresno State coaching staff as defensive coordinator under Pat Hill. It was the first season as head coach for Hill, who brought Coyle to the Valley after a recommendation by current Bulldog special teams coordinator John Baxter who worked with Coyle at Maryland. Coyle had great success at Fresno State. In 1999 and 2000 the defense led the Western Athletic Conference in first-team All-Conference players (three each season). The team went to two bowl games during his tenure (1999, 2000).

He has had previous college coaching stops at Maryland, Fresno State, Syracuse and Holy Cross. Was a graduate assistant at Cincinnati (1978-79) in his early career, and a coaching assistant at Arkansas following the completion of his graduate assistantship (1980).

Coyle was a walk-on defensive back at UMass (1977-78).

Coyle is a 2011 inductee in the Staten Island Sports Hall of Fame.



COACHING HISTORY

Fresno State

Present: Defensive Coordinator

LSU

2019-21: Senior Defensive Analyst

Atlanta Legends

2019: Head Coach

LSU

2018: Defensive Analyst

Cincinnati Bengals

2016-17: Defensive Backs

Miami Dolphins

2012-15: Defensive Coordinator

Cincinnati Bengals

2003-11: Defensive Backs

2001-02: Cornerbacks

Fresno State

1997-2000: Defensive Coordinator

Maryland

1994-96: Defensive Coordinator

Syracuse

1991-93: Defensive Coordinator

Holy Cross

1986-90: Defensive Coordinator

1982-85: Assistant Coach, LB

U.S. Merchant Marine

1981: Defensive Coordinator

Arkansas

1980: Coaching Assistant

Cincinnati

1978-79: Graduate Assistant

PLAYING EXPERIENCE

Position: Defensive Back

UMass

JOHN BAXTER

ASSOCIATE HEAD COACH, SPECIAL TEAMS COORDINATOR
1ST SEASON | LORAS COLLEGE (1985)

John Baxter, known for producing extremely productive special teams units and also for working with tight ends for nearly half of his coaching career, joins the Bulldogs for the 2022 season as the special teams coordinator.

Baxter, with 37 years of coaching on his resume, has experience coaching special teams, tight ends, wide receivers, running backs, linebackers and the defensive line.

Most recently was at USC, he coached the special teams and tight ends from 2016-19.

In 2018, USC blocked 2 field goals and 2 punts (1 returned for a TD) to rank ninth nationally in blocked kicks and Troy also returned another punt for a touchdown.

In 2017, USC blocked 3 field goals and a punt, had 2 scoring punt returns and ranked 11th nationally in blocked kicks and 18th in punt returns. Wide receiver Michael Pittman Jr. made All-Pac-12 first team as a special teams player. Blind long snapper Jake Olson had historic snaps on the final PATs in the Western Michigan and Oregon State games. USC's tight ends had 37 receptions with 5 TDs. USC played in the 2017 Cotton Bowl.

In 2016, USC ranked fourth among all schools in FootballOutsiders.com's Special Teams Efficiency rating. USC was sixth nationally in punt returns and 23rd in blocked kicks, blocked punts and kickoff returns. USC blocked 2 field goals and a punt and allowed only 8 of its 50 punts to be returned (for just 50 yards). Placekicker Matt Boermeester's 18 field goals were one shy of the school record, he kicked a Rose Bowl record-tying 3 field goals (including the game-winner at the gun) and he had 43 touchbacks (USC had just 11 in 2015). Returner Adoree' Jackson, who had 2 punt return TDs and 2 kickoff return TDs, was named an All-American first teamer by some selectors as a punt returner, won the Jet Award as the nation's top punt returner and was an NFL Draft first rounder. USC tight ends caught 39 passes.

Baxter was Michigan's special teams coordinator in 2015. The Wolverines finished 12th nationally in ESPN's special teams efficiency ranking (they were No. 1 two-thirds of the way into the season) after being 96th the previous year. Michigan was third nationally in kickoff returns, Jabrill Peppers was 19th in punt returns, Jehu Chesson returned a kickoff for a TD, UM allowed only 3 kickoff returns longer than 30 yards, Blake O'Neill had a Michigan Stadium record 80-yard punt and 43% of his punts were downed inside the 20-yard line and Kenny Allen hit 18-of-22 field goals and 44% of his kickoffs were touchbacks (O'Neill and Allen entered the season as non-scholarship players). Michigan won the 2016 Citrus Bowl. Baxter, 56, spent 4 years (2010-13) at USC as the associate head coach and special teams coordinator. He added the tight ends to his coaching duties in 2013.

In 2013, fullback Soma Vainuku made the All-Pac-12 first team as a special teams player and Nelson Agholor was an All-American second team pick as a punt returner. USC blocked

6 kicks, returned 3 punts for TDs in a game to tie an NCAA record and allowed no punt return yards in 8 games. The Trojans won the 2013 Las Vegas Bowl.

In 2012, USC ranked ninth nationally on ESPN's special teams efficiency chart. Punter Kyle Negrete was a finalist for the Allstate AFCA Good Works Team. USC played in the 2012 Sun Bowl.

Baxter was named the 2011 FootballScoop.com Special Teams Coordinator of the Year. For the second consecutive year, USC blocked 7 kicks in 2011. The Trojans also had a scoring kickoff return, made a 2-point conversion and converted a fake punt for a first down while ranking No. 8 nationally in special teams efficiency by ESPN. In 2011, placekicker Andre Heidari made Freshman All-American first team and All-Pac-12 first team, and his 88.2% field goal percentage was third in the nation among kickers with at least 10 made field goals (and the best among freshmen kickers). Tight end-fullback Rhett Ellison made the All-Pac-12 first team as a special teams performer.

In 2010, USC's special teams blocked 7 kicks and punts, returned a punt and kickoff for a touchdown, scored 5 times on 2-point conversions, had a defensive PAT and made first downs on a fake punt and fake field goal. Troy was seventh nationally in ESPN's special teams efficiency ranking. USC ranked high nationally in punt returns (seventh at 14.6) and kickoff returns (17th at 24.5) with wide receiver Ronald Johnson placing 12th nationally in punt returns (14.2). Wide receiver Robert Woods made the All-Pac-10 first team as a kick returner. Johnson was a sixth round pick in the 2011 NFL draft.

In 13 years (1997-2009) at Fresno State, Baxter was the associate head coach and special teams coach in addition to handling either the tight ends (1997-2001, 2003, 2009) or wide receivers (2002, 2004-2008).

Baxter turned the Bulldogs' special teams into one of the top units in the nation annually. During his time, Fresno State blocked 84 kicks and punts (including a national-best 49 from 2002 through 2009) and scored 39 special teams touchdowns (with 3 safeties). The Bulldogs topped the nation in fewest punt return yards allowed in 2004 and 2005. A.J. Jefferson led the nation in kickoff returns in 2007. Clifton Smith's 189 punt return yards with 2 touchdowns against Weber State in 2005 were Fresno State game records, while his 5 career scoring punt returns also was a school mark. Six of Baxter's Bulldog kickers and punters earned All-Western Athletic Conference first team honors.

During his time at Fresno State, the Bulldogs posted a 100-66 record, played in 10 bowls (1999 Las Vegas, 2000-01-02-03 Silicon Valley, 2004 MPC Computers, 2005 AutoZone Liberty, 2007 Roady's Humanitarian and 2008-09 New Mexico) and won the WAC title in 1999.

Along with his coaching duties at Fresno State, Baxter developed the highly-successful and nationally-regarded



COACHING HISTORY

Fresno State

Present: Special Teams Coordinator
USC

2018: Special Teams Coordinator
2016-17: Special Teams Coordinator,
TE

Michigan

2015: Special Teams Coordinator
USC

2013: Associate Head Coach/
Special Teams Coordinator/ TE
2010-12: Associate Head Coach/
Special Teams Coordinator

Fresno State

2009: Associate Head Coach/
Special Teams/TE
2004-08: Associate Head Coach/
Special Teams/WR
2003: Associate Head Coach/
Special Teams/TE
2002: Associate Head Coach/
Special Teams/WR
1997-01: Associate Head Coach/
Special Teams/TE

Tulane

1994-96: Tight Ends/Special
Teams

Maryland

1992-93: Running Backs/Special
Teams

Arizona

1990-91: Tight Ends/Special
Teams

Maine

1989: Outside Linebackers/Special
Teams

Arizona

1988: Graduate Assistant/DB/
Special Teams

Iowa State

1986-87: Graduate Assistant/DL/
Special Teams

Loras College

1981-85: Student Assistant/RB



COACHES AND STAFF

program, “Academic Gameplan.” His innovative and comprehensive study-skills program teaches students the rules, fundamentals, techniques and life skills needed to succeed in the classroom. “Academic Gameplan,” which is now being used at schools throughout the country, was a key reason for the academic success of the Fresno State football program, which during Baxter’s tenure produced 141 Academic All-WAC players and an NCAA APR score nearly 20 percentage points higher than the national average.

He was selected as the Clovis Co-Citizen of the Year in 2006, along with Fresno State head coach Pat Hill.

Baxter began his coaching career at his alma mater, Loras College, where he served for 5 seasons (1981-85) as a student assistant (working with the running backs) during his undergraduate time.

He then moved on to Iowa State for 2 seasons (1986-87) as a graduate assistant working with the defensive line and special teams before the first of 2 stints at Arizona. He was with the Wildcats in 1988 (as a graduate assistant working with the defensive backs and special teams), went to Maine in 1989 for his first full-time job coaching the outside linebackers and special teams when the Black Bears made it to the NCAA Division I-AA playoffs and returned to Arizona in 1990 and 1991 as the tight ends and special teams coach (the Wildcats played in the 1990 Aloha Bowl). He then was at Maryland for 2 seasons (1992-93) handling the running backs and special teams and Tulane for 3 years (1994-96) in charge of the tight ends and special teams before going to Fresno State.

He earned his bachelor’s degree in physical education from Loras in 1985 and then his master’s in higher education from Iowa State in 1987.

He prepped at Loyola Academy in Chicago (Ill.).

He was born on June 28, 1963. He and his wife, Jill, have 2 daughters, Kelly, 23, and McKenzie, 21. His father-in-law is former Utah and Weber State head coach Ron McBride.



TIM SKIPPER

ASSISTANT HEAD COACH, LINEBACKERS

1ST SEASON | FRESNO STATE (2011)

Tim Skipper joins the Bulldog staff for his second stint as a Bulldogs' coach, coming to Fresno from Central Michigan where he coached the linebackers for the last two seasons.

At CMU, he was elevated to the assistant head coach role in 2021 along with coaching the linebackers.

In 2020, Skipper led a linebacking unit that included standout Troy Brown, a First Team All-Mid-American Conference honoree.

During his six seasons at Fresno State, he coached running backs, linebackers and served as the defensive run coordinator.

The Bulldogs advanced to four bowl games during Skipper's stint in Fresno, largely due to his development of all-conference linebackers Ben Jacobs and Travis Brown, and explosive running backs Ryan Mathews, Dwayne Wright, Lonyae Miller and Clifton Smith.

In 2008, Skipper's final season as the Bulldogs' running backs coach, three of his players turned in games of 150-plus yards, including Mathews, who ranked 10th in the country at the time of his October injury.

With Jim McElwain as offensive coordinator in 2007, Skipper's players averaged 4.7 yards per carry, and with 204.67 rushing yards per game, ranked No. 16 in the nation, helping the Bulldogs advance to the Humanitarian Bowl opposite Georgia Tech. He has also had coaching stints at Florida, Colorado State, Sacramento State, UNLV and Western New Mexico.



Under Skipper, 11 players have been NFL draft picks. He has also coached up all-american and all-conference talent. In 2014, he completed a Bill Walsh Minority Coaching Fellowship with the Miami Dolphins.

Skipper played his collegiate career at Fresno State. He was a four-year starter at Fresno State at middle linebacker from 1997-2000, he earned an appearance on both the 1999 and 2000 watch lists of the Butkus Award, presented annually to the nation's top linebacker. A two-year defensive captain and three-time All-WAC selection, he ranks second in school history with 418 career tackles, including 117 in his first campaign, when he earned freshman All-America recognition. Voted the team's most inspirational player as a senior in 2000.

He holds a bachelor's degree with a major in communications from Fresno State.

He comes from a family of coaches. His father, Jim, has coached for four decades, including several NFL years with current Denver Broncos head coach John Fox in Carolina and time in the USFL, XFL and NCAA; he began his second stint as the Carolina Panthers' running backs coach in 2013. Tim's brother, Kelly, has been in the profession since 1989 and currently coaches running backs for the Oakland Raiders. Kelly was an All-American RB at Fresno State.



COACHING HISTORY

Fresno State

Present: Linebackers

Central Michigan

2021: Assistant Head Coach/LB

2020: Linebackers

UNLV

2018-19: Defensive Coordinator/
LB

Florida

2017-18: Linebackers

2015-16: Running Backs

Colorado State

2013-14: Assistant Head Coach/LB

2012-13: Linebackers

Fresno State

2009-11: LB/Def. Run Game
Coordinator

- Interim Defensive Coordinator
(3 games)

2006-08: Running Backs

Sacramento State

2004-05: Defensive Coordinator/
DB

2003: Defensive Backs

Western New Mexico

2002: Defensive Coordinator/DB

2001: Defensive Backs

PLAYING EXPERIENCE

Position: Linebacker

Fresno State: 1997-2000

EDUCATION

Fresno State

Bachelors degree in
communications (2011)

JETHRO FRANKLIN

ASSISTANT COACH, DEFENSIVE LINE/DEFENSIVE RUN GAME COORDINATOR

1ST SEASON | FRESNO STATE (1988)

Jethro Franklin joins the Bulldogs for the 2022 season as the defensive line coach, coming to Fresno from Mizzou.


With 30 years of coaching experience total - 17 in college football and 13 in the NFL - his most recent professional football stops include the Oakland Raiders (2015-17) and Seattle Seahawks (2018-19). Franklin has helped lead three NFL teams to seven playoff appearances and three FBS teams to seven bowl games in his illustrious coaching career.

He has had college coaching stints with Fresno State, UCLA, USC, Temple, Miami, and Missouri.

In addition to NFL coaching experience with the Oakland Raiders, Seattle Seahawks, Tampa Bay Buccaneers, Houston Texans, and the Green Bay Packers.

Franklin mentored two of the NFL's best young pass rushers, Khalil Mack and Bruce Irvin, with the Raiders. Mack earned back-to-back NFL All-Pro honors in 2015 and 2016 and racked up 36.5 sacks in three seasons under Franklin's guidance.

He first broke into the NFL with the Green Bay Packers, where he spent five seasons as the team's defensive line coach (2000-04). In Green Bay, Franklin helped lead the Packers to three NFC North Division titles (2002-04) and four consecutive playoff appearances (2001-04). Notable NFL stars under Franklin's direction during these stops include Kabeer Gbaja-Biamila (Green Bay) and Mario Williams (Houston).



Franklin coached at Fresno State under Pat Hill (1991-98). While a coach for the 'Dogs, Fresno State made three bowl game appearances - 1991 California, 1992 Freedom and 1993 Aloha Bowl.

Franklin's playing career began at San Jose City College (1984-85) where he was named a 1985 NJCAA All-American. He then moved on to Fresno State (1986-87), where he set the school record for sacks (19.5) in 1986 and was named the 1987 Pacific Coast Conference Player of the Year.

After being drafted by the Houston Oilers in 1988, he spent the 1989 season playing defensive line for the Seattle Seahawks. He then was the No. 1 draft choice of the San Antonio Rough Riders of the World League of American Football in 1991, but instead opted to begin his coaching career.

Franklin graduated from Fresno State with a degree in criminology in 1988. He is the father of a son, Khalil, and a daughter, Takara.



COACHING HISTORY

Fresno State

Present: Defensive Line

Missouri

2021: Defensive Line

Seattle Seahawks

2018-19: Assistant Defensive Line

Oakland Raiders

2015-17: Defensive Line

Miami

2011-14: Defensive Line

Temple

2010: Defensive Line

USC

2009: Defensive Line

Houston Texans

2007-08: Defensive Line

Tampa Bay Buccaneers

2006: Defensive Line

USC

2005: Defensive Line

Green Bay Packers

2000-04: Defensive Line

UCLA

1999: Interim Defensive Line

Fresno State

1991-98: Defensive Line

PLAYING EXPERIENCE

Position: Defensive Lineman

1984-85: San Jose City College

1986-87: Fresno State

1989-90: Seattle Seahawks

PAT McCANN

ASSISTANT COACH, WIDE RECEIVERS / PASS GAME COORDINATOR

1ST SEASON | WESTERN WASHINGTON (2009)

Pat McCann joins the Bulldogs for the 2022 season following three seasons at Eastern Washington. He served as the Eagles' wide receivers coach and pass game coordinator. He also served as the interim offensive coordinator to finish the 2021 season.

In the fall 2021 season, McCann coached Eastern Washington to a 10-3 record (6-2 Big Sky). The Eagles were consistently ranked in the Top 25 in the FCS, finishing the season ranked No. 7 with an appearance in the NCAA Championship Subdivision playoff.

Serving as the pass game coordinator and wide receivers coach for the Eagles, McCann had a hand in the success of an offense that averaged 555.7 total offensive yards per game, and 400.54 passing yards per game in 2021. The offensive unit averaged 44.0 points per game. Eastern Washington led the FCS in total offense that season.

Throughout the 2021 season, the Eagles' offensive attack set the program single-game passing records in most yards passing, most offensive plays, most yards of total offense, most passing attempts and most passing touchdowns.

The passing attack was led by quarterback Eric Barriere, who earned All-American and All-Conference honors in 2021. Barriere was the 2021 National FCS Player of the Year and the Big Sky Offensive Player of the Year. The passing success came with the assistance of four all-conference wide receivers in Talolo Limu-Jones, Efton Chism III, Andrew Boston and Freddie Roberson.

In 2020-21, he coached a pair of All-Big Sky wide receivers in senior Talolo Limu-Jones (unanimous first team) and sophomore Freddie Roberson (second team). Limu-Jones went on to earn second team All-American honors from the American Football Coaches Association and Stats Perform. He and Roberson combined for 81 receptions for 1,229 yards and seven touchdowns in seven games as the favorite targets for first team All-America quarterback Eric Barriere.

As a team, the Eagles ranked third in FCS in total offense (524.9 per game) after leading during the regular season. Eastern was also seventh in scoring (37.7) and fourth in passing (367.3) while finishing 5-2 overall and 5-1 in the Big Sky with a five-game winning streak to end the regular season.

In his debut season, McCann helped coach sophomore Andrew Boston to third team All-Big Sky Conference honors, and senior Jayson Williams received honorable mention. The Eagles led FCS in total offense for the third time in school history with an average of 524.8 yards per game. Eastern was the only team in the division to rank in the top 24 in total offense, passing (317.1, fifth) and rushing (207.8, 19th), and were second in scoring (40.6).

In addition, EWU's recruiting class in 2019 was ranked No. 1 in the Big Sky and No. 2 in FCS. Eastern finished the 2019 season 7-5 overall and 6-2 in the Big Sky to finish with at least five league wins for the 13th-straight season.

and 2018. McCann, a 2009 graduate of Western Washington University, spent four previous seasons at EWU's fellow Big Sky Conference member UC Davis.

Interestingly, McCann faced his former team (UCD) in 2018 while he was coaching UNI – with a twist. A family matter sidelined Panthers offensive coordinator John Bond at the end of the season, and McCann filled in. He debut calling plays came in a 37-0 win over Missouri State, then UNI edged Lamar 16-13 in the first round of the NCAA Football Championship Subdivision Playoffs.

However, the Panthers lost 23-16 to the UC Davis Aggies, who would go on to lose to Eastern 34-29 in the quarterfinals. Northern Iowa finished 7-6 in 2018 and were 8-5 in 2017.

Among the receivers he coached at UNI was first team All-Missouri Valley Football Conference selections Daurice Fountain, who was drafted in the fifth round in the 2018 NFL Draft by the Indianapolis Colts. Deion McShane in 2018 and Isaiah Weston in 2017 both were named to the MVFC All-Newcomer squad and earned freshman All-America honors.

While receivers coach at UC Davis, McCann was integral in helping All-Big Sky second team selection Keelan Doss receive sophomore All-America honors from Hero Sports in 2016. McCann was also key in coaching Tom Hemmingsen, Ramon Vargas and Chris Martin to All-Big Sky honorable mention honors during his time with the Aggies.

Prior to his tenure at UC Davis, McCann served as the offensive coordinator and wide receivers coach at Stonehill College in Easton, Mass. He was also the special teams coordinator from 2011-12 and the wide receivers coach and video coordinator from 2009-2011. He developed all-conference wide receiver John Gomes in 2012 along with helping Gordon McLeod and Zaire Reiph earn all-rookie selections in 2011 and 2012.

After graduating from Olympia HS in 2003, McCann played football at Western Washington from 2007-2008, earning first team All-Great Northwest Athletic Conference honors as a wide receiver in 2008. As a senior, he caught 58 passes for 1,057 yards and 11 touchdowns, then Western discontinued its football program following the season.

He graduated from Western Washington with a bachelor's degree in exercise and sport science with a sport psychology emphasis in 2009 and went on to earn his master's in leadership studies in 2011 from Grand Canyon University.

He also spent time playing at the College of the Canyons from 2003-05, leading his team to a Junior College National Championship in 2004. Prior to that, he graduated from Olympia (Wash.) High School where he earned first team All-Narrows League honors as a senior when he had 26 catches for 460 yards and nine touchdowns.

His wife, Andrea, is also from Olympia, and they have two sons, Damian and Paxton. Pat's brother, Jeff McCann, played football (wide receiver) at Whitworth University.



COACHING HISTORY

Fresno State

Present: Wide Receivers

Eastern Washington

2021: Interim Offensive Coordinator

2020-21: Wide Receivers/Pass Game Coordinator

2019: Wide Receivers/Recruiting Coordinator

Northern Iowa

2017-18: Wide Receivers

UC Davis

2013-16: Wide Receivers

Stonehill College (Mass.)

2011-12: Offensive Coordinator/WR

2009-11: WR/Video Coordinator

PLAYING EXPERIENCE

Position: Wide Receiver

2006-08: Western Washington

2003-05: College of the Canyons



JAMES MONTGOMERY

ASSISTANT COACH, RUNNING BACKS/RECRUITING COORDINATOR

1ST SEASON | WASHINGTON STATE (2011)

James Montgomery joins the Bulldog staff for the 2022 season following two seasons at Cal Poly. Montgomery served as the Mustangs' running backs coach and recruiting coordinator from 2020-21.

Under Montgomery, junior Ryan Rivera earned 2021 All-Big Sky second team honors.

Prior to his stint at Cal Poly, he spent six seasons at Sacramento State. Montgomery was an offensive assistant for the Hornets from 2014-15 and was promoted to running backs coach in 2016. He added the title of recruiting coordinator in 2018.

Montgomery oversaw a stable of running backs who combined for the Hornets' best rushing attack in nearly 20 years in 2017. The team had five players with at least 75 rushes during the season and had 12 carry the ball at least once.

In 2016, Montgomery helped lead Jordan Robinson to all-Big Sky honors. The senior rushed for 996 yards and 13 touchdowns while averaging 6.1 yards per carry. Robinson closed the season by rushing for at least 100 yards in four consecutive games where he amassed 659 yards and 10 touchdowns during that stretch.

During his first season with the Hornets, Sacramento State set numerous offensive school records. The team broke nine marks, including points (458), points per game (38.2), touchdowns (60) and yards (5,780). As an assistant coach on the offensive line, he helped mentor Aleksandar Milanovic and Derek Nielsen to all-Big Sky third team honors.

In 2015, Montgomery helped mentor Lars Hanson to honorable mention all-Big Sky honors at tackle. Hanson, who was a four-year starter, went on to sign a free agent contract with the Denver Broncos.

Montgomery got his collegiate coaching career started as a quality control at Weber State in 2013.

He began his collegiate playing career at Cal in 2006. Montgomery transferred to Washington State, where he played from 2008-10. He graduated with his bachelor's degree in social science in 2011.

After earning his bachelor's in social science in 2011, Montgomery returned to Sacramento and was an assistant coach at Del Campo High School.

He attended Cordova High School (Sacramento) where he rushed for more than 4,900 yards and 82 touchdowns for the Lancers. He was a Parade Magazine All-American and a first team all-state selection from CalHiSports.com. As a senior, he rushed for 2,183 yards and 39 touchdowns and was the Sacramento Bee's Player of the Year.



COACHING HISTORY

Fresno State

Present: Running Backs

Cal Poly

2020-21: Running Backs/
Recruiting Coordinator

Sacramento State

2018-19: Running Backs/
Recruiting Coordinator

2016-17: Running Backs

2014-15: Offensive Assistant

Weber State

2013: Quality Control

Del Campo High School

2011-12: Assistant Coach

PLAYING EXPERIENCE

Position: Running Back

2006-07: Cal

2008-10: Washington State

JIM NELSON

ASSISTANT COACH, NICKELBACKS

1ST SEASON | DRAKE (2011)

Jim Nelson enters his third year with the Fresno State football staff in 2022, but his first as a full-time assistant coach. Head coach Jeff Tedford announced Nelson as a defensive assistant coach on Jan. 31, 2022. He will lead the nickelbacks this upcoming season.

The announcement of Nelson to the full-time staff marks the first time in his coaching career that Nelson has been a full-time assistant coach. He spent the last two seasons as a defensive quality control for the Bulldogs.

Previously, Nelson has had coaching stops at Indiana (2017-19), North Carolina State (2016), South Florida (2015), Central Missouri (2013-14) and Montana State (2012). The Wheaton, Ill. native has coaching experience with several defensive position groups.

Most recently, Nelson served as a defensive graduate assistant at Indiana for three seasons, under the direction of head coach Tom Allen. Before joining the staff at Indiana, Nelson spent one season as a defensive graduate assistant with the defensive line at North Carolina State after a year in the same role at South Florida where he worked with Allen who served as the Bulls' defensive coordinator that season (2015). While at USF, Nelson helped coach the safeties.

Nelson held a defensive graduate assistant position at Central Missouri for two years. While with the Mules, Nelson assisted in coaching the linebackers. He was also a special teams intern at Montana State in 2012.

Nelson was a four-year letterwinner at Drake (2007-11). With the Bulldogs, Nelson saw action on both sides of the ball as a defensive end and linebacker on defense, and a wide receiver on offense. He was named the 2011 Drake Football Community Service Captain.

Nelson earned his masters of science in kinesiology from Central Missouri in 2014. Earning his bachelors degree from Drake, Nelson double majored in marketing and entrepreneurial management. He earned that degree in 2011.



COACHING EXPERIENCE

Fresno State

Present: Nickelbacks

2020-21: Defensive QC

Indiana

2017-19: Graduate Assistant

North Carolina State

2016: Graduate Assistant

South Florida

2015: Graduate Assistant

PLAYING EXPERIENCE

Position: Defensive End/
Linebacker/Wide Receiver

2007-11: Drake

SAGA TUITELE

ASSISTANT COACH, OFFENSIVE LINE/RUN GAME COORDINATOR
1ST SEASON | PORTLAND STATE (2002)

Saga Tuitele joins the Bulldogs' coaching staff as offensive line coach and run game coordinator, having previously coached in that role at Army since 2020.

Prior to his time at Army, Tuitele was the offensive line coach and run game coordinator at The University of New Mexico. He was the offensive coordinator and offensive line coach at Cal Poly in San Luis Obispo where he led the Mustang offense to the top of the NCAA FCS charts in terms of points and yards.

During the 2019 campaign, his line was a strength of the Lobo squad. The line was the last in the FBS to allow a sack, and tackle Javon Mosely was selected for the NFLPA Collegiate Bowl in Pasadena. A pair of Lobos in Kyle Stapley and Teton Saltes were honorable mention All-Mountain West, and Saltes was a semifinalist for the Wuerffel Trophy.

In 2018, the Lobo offense underwent a change from a true triple option attack, and despite the changes, UNM had a first team Mountain West offensive lineman in Aaron Jenkins. Overall, UNM's offensive line was tasked with pass blocking 365 times, and allowed just 15 sacks in its first year in a passing offense. Tuitele also was able to get a terrific season from Stapley at center, despite not playing the position before. Stapley was 802 of 806 on shotgun snaps with no penalties.

In 2017, despite injuries that decimated the offensive line and three different players starting at quarterback, the Lobos still managed to rush for 2,825 yards and 21 touchdowns. Offensive lineman Aaron Jenkins anchored the front five and earned plenty of preseason accolades for the 2018 season.

In Tuitele's first season with New Mexico, the Lobos led the nation in rushing yards, rushing yards per game and rushing yards per carry, as well as rushes of 10, 20, 30, 40, 50, 60 and 70 yards. The Lobos also had two 1,000-yard rushers for the first time in school history in Teriyon Gipson and Tyrone Owens.

Gipson led the nation in rushing yards per carry as well. UNM did all of that with an offensive line that saw three new starters. Additionally, the unit allowed just 12 sacks on the season.

Tuitele is a veteran of option offenses, having spent time at both Cal Poly and at Army coaching the offensive line. For those seven seasons at Cal Poly, Tuitele served as the offensive line coach. He was the co-offensive coordinator from 2009-2012, and the co- was removed from his title for the 2013 through 2015 seasons.

Under Tuitele, Cal Poly led the FCS in rushing yardage from 2013-15, including averaging 387.3 yards per game in 2015. The Mustangs finished fourth in rushing in 2010, sixth in 2011 and third in 2012.

Prior to Cal Poly, he served as the offensive line coach at Army under offensive coordinator Tim Walsh, whom he also coached with and played under at Portland State. Tuitele coached the defensive line at Portland State, helping the Vikings lead the Big Sky in total defense, rushing defense and scoring defense in 2004.

Tuitele was a two-time All-Big Sky performer at Portland State, earning honorable mention All-America honors as a senior offensive guard after starting his career as a defensive tackle, where he played for two seasons.

Tuitele earned a bachelor's degree in social science from Portland State in 2002. Tuitele was an All-CIF Southern Section and All-State defensive lineman at Pacific High School in San Bernardino in the mid-1990s.

Tuitele and his wife, Rachel, have four children, To'omalatai, Tifaimoana, Saga III and Teuila.



COACHING HISTORY

Fresno State

Present: Offensive Line Coach,
Run Game Coordinator

Army

2020-21: Offensive Line Coach,
Run Game Coordinator

2007-08: Offensive Line Coach

New Mexico

2016-19: Offensive Line Coach,
Run Game Coordinator

Cal Poly

2012-15: Offensive Line Coach

2009-12: Co-Offensive
Coordinator/Offensive Line Coach

Portland State

2003-06: Defensive Line/
Recruiting Coordinator

PLAYING EXPERIENCE

Position: Offensive Line/Defensive
Line

J.D. WILLIAMS

ASSISTANT COACH, DEFENSIVE BACKS / DEFENSIVE PASS GAME COORDINATOR
6TH SEASON | FRESNO STATE (1997)

J.D. Williams returned to his alma mater in 2017 for his third coaching stint at Fresno State. He once served as an assistant coach (2000-01) and graduate assistant (1997) under Pat Hill.

Williams, who enters the sixth season of his most recent stretch, will be responsible for the defensive backs in 2022.

The former cornerback, who is one of five first round NFL draft picks in Fresno State program history, oversaw both the cornerbacks and safeties his first three seasons upon his return with former head coach Jeff Tedford, but shifted focus entirely to the cornerbacks when head coach Kalen DeBoer took over prior to the 2020 season.

With the return of Tedford as Fresno State head coach for the 2022 season, Williams was shifted back to coaching both the cornerbacks and safeties, along with defensive pass game coordinator duties.

In 2021, the Bulldog cornerbacks had depth in the position group. Senior DaRon Bland led the group with 45 tackles, two interceptions, five broken up passes, one quarterback hurry and one forced fumble. Notably, Williams coached up true freshman cornerback Cale Sanders Jr. as one of the top-graded CBs in the conference. Sanders played in all 13 games this season, and earned the start in the final four games of the year.

The starting cornerback duo of junior Wylan Free and redshirt freshman Bralyn Lux was an unlikely but steady presence for the Bulldogs' defense in 2020. Lux, a walk-on, was a Burlsworth Trophy nominee that started all six games. He led the team with 30 tackles and secured his first career interception on Dec. 5 facing Nevada's Carson Strong. Strong entered that game with just two interceptions in 2020. Free, who had history at cornerback, but was transitioning back to it from safety was the other constant that also started all six games. He had 18 tackles, one interception, and a team-high four broken up passes. Those two combined to have the same amount of plays made on the ball as first downs allowed (10).

The 2019 DB group produced seven of the Bulldogs' 11 interceptions and totaled 27 pass break ups. The group was a young one that suffered several injuries that resulted in three true freshmen earning starts while Chris Coleman converted to cornerback from wide receiver to aid the group's depth. Senior Juju Hughes remained the backbone of the group, accounting for 80 tackles, two interceptions and eight pass breakups.

Hughes was named a 2019 Mountain West honorable mention selection.

Williams' secondary ranked as one the best in the nation in 2018. His group totaled 13 of the Bulldogs' 19 interceptions, which was fifth best for a FBS team, and as a defensive unit Fresno State was tied for the third-most passes defended in the nation with 79, the most by a Bulldog defense since 1999. The team also held opposing quarterbacks to the fifth-lowest pass efficiency in the FBS at 104.09.

Under his guidance, Tank Kelly was named to the All-Mountain West first team. The senior finished third in the nation with 22 passes defended and was tied for a MW-best four interceptions. He was tied with teammate Juju Hughes who, along with fellow Bulldog safety Mike Bell, was selected to the All-MW second team.

During his first year back in Fresno, the Bulldogs ranked as one of the top defensive units in 2017, finishing 10th in the FBS in scoring defense at 17.9 points per game and 15th in total defense with 320.6 yards allowed per game. Williams guided one of the Bulldogs' youngest groups on the field with his secondary accounting for 11 of the team's 19 forced turnovers.

Williams finished his second season of his second stop at UNLV in 2016. He returned to Las Vegas after serving as the defensive backs coach and special teams coordinator at Georgia State for two seasons (2013-14).

In 2013, the GSU special teams featured all-conference return specialist Albert Wilson, who ranked in the top five in the Sun Belt Conference in both punt returns and kickoff returns and is now a member of the Miami Dolphins.

During his first go-around at UNLV, Williams served two seasons (2010-11) as the Rebels' assistant head coach, secondary coach and pass defense coordinator before he was elevated to defensive coordinator in 2012, when he continued to coach the defensive backs.

Williams went to UNLV after spending the 2009 season as the cornerbacks coach at Utah. The Utes posted a 10-3 record, including a victory over Washington in the Poinsettia Bowl, and ranked 16th in the nation in passing yards allowed and ninth in pass efficiency defense.

He joined Utah after seven years working in the Pac-10. Williams was the defensive backs coach at Washington from 2006-08. He went to Washington after four seasons coaching the secondary at California.



COACHING EXPERIENCE

Fresno State

Present: Defensive Backs/Def. Pass Game Coordinator
2020-21: Cornerbacks/Def. Pass Game Coordinator
2019: Defensive Backs/Def. Pass Game Coordinator
2017-18: Defensive Backs

UNLV

2015-16: Defensive Backs

Georgia State

2013-14: Defensive Backs/Special Teams Coordinator

UNLV

2012: Defensive Coordinator/Asst. Head Coach/DBs
2010-11: Defensive Backs/Asst. Head Coach/Pass Defense Coordinator

Utah

2009: Defensive Backs

Washington

2006-08: Defensive Backs

California

2002-05: Defensive Backs

Fresno State

2000-01: Defensive Backs

San Jose State

1999: Defensive Backs

Cal Poly

1998: Defensive Backs

Fresno State

1997: Graduate Assistant

PERSONAL

Hometown

- Fresno, Calif.

Education

- Fresno State (1997)

Playing Exp.

- San Francisco 49ers (1996)
- Arizona Cardinals (1994)
- Buffalo Bills (1990-93)
- Fresno State (DB)

Family

- Wife: Jamie
- Children: Nicole, Kyra, Zoe, David



COACHES AND STAFF

Under then-head coach Jeff Tedford, the Bears amassed a 33-17 record and played in three bowl games during Williams' stay from 2002-05. In 2005, Cal led the Pac-10 in pass efficiency defense (24th in the nation) and finished second in the league in total defense. In 2004, Cal ranked eighth in the nation in scoring defense and 24th in total defense.

Prior to going to Berkeley, Williams served two seasons as secondary coach at his alma mater, Fresno State, from 2000-01. Fresno State posted an 18-7 record and made back-to-back Silicon Valley Bowl appearances.

Williams also coached the secondary at Cal Poly in 1998 and San Jose State in 1999. He began his coaching career in 1997 as a Fresno State graduate assistant. Williams was a G.A. under Pat Hill (1997) – Jeff Tedford was on that staff as the offensive coordinator – and returned as an assistant coach under Pat Hill from 2000-01.

A wide receiver turned cornerback at Fresno State from 1986-89, was selected in the first round of the NFL Draft (16th overall by the Buffalo Bills, 1990). Williams was an AP honorable mention All-American in 1988, a second-team Sporting News All-American, and a third-team AP All-American in 1989. In addition to being named an All-American, he was a two-time all-Big West first-team selection and the Defensive MVP of the

East-West Shrine game. He was also a standout triple jumper and sprinter, winning the 1986 Big West triple jump crown and competing on the conference championship 4x100-meter relay team that set a school record of 40.18.

During his seven-year professional career, he was a member of all four Bills' teams that advanced to the Super Bowl from 1991-94. In 2002, he was inducted into the Fresno Athletic Hall of Fame.





ANDY WARD

ASSISTANT ATHLETIC DIRECTOR FOR
SPORTS PERFORMANCE

1ST SEASON | CAL STATE STANISLAUS (2009)

Fresno State Director of Athletics Terry Tumej announced Andy Ward as the department's Assistant Athletics Director for Sports Performance in January of 2022.

Ward will lead the athletic department's strength and conditioning staff, and serve as the head football strength and conditioning coach.

Ward returns to the Fresno State Athletics staff for his second stint. Ward, who previously worked for the Bulldogs from 2017-21, returns to Fresno after a brief stop at Colorado where he served as the Buffaloes' Assistant Strength and Conditioning Coach in 2021.

While at Fresno State during his first tenure and inheriting a 1-11 football program, Ward was an integral part of strengthening the Bulldogs to become one of the top turnaround stories in college football history. Ward's training and coaching in his first season as the Bulldogs' strength and conditioning coach lifted Fresno State to a 10-win season in 2017, its 10th 10-win season in program history.

The success continued under Ward as the 'Dogs won the 2018 Mountain West Championship and Las Vegas Bowl, finishing that season with a 12-2 record. The 2018 season remains as the winningest season in Fresno State program history.

While at Fresno State, Ward has trained NFL Draft picks in wide receiver KeeSean Johnson, offensive lineman Netane Muti and linebacker Mykal Walker.

Before his time with Fresno State, Ward worked full-time with the Stanford football program for three seasons and with the department for six total seasons. Before going full-time with football, he also oversaw developing strength training aspects for the Cardinal track and field program.

Prior to arriving at Stanford, Ward split the 2010-11 academic year with internships at UC San Diego and Sacramento State. At UC San Diego, Ward assisted with the design and implementation of 13 sport-specific programs. His time at Sacramento State was spent implementing programs for the men's soccer, women's soccer and men's golf teams while assisting with 11 other programs.

Ward earned an undergraduate degree in physical education from Cal State Stanislaus in 2009, where he was a student assistant in the strength program while serving as a performance trainer at nearby Custom Built Personal Training.

The Sutter, California native earned his master's degree in exercise science at California University (Pa.). He is married to Erin Blech-Ward.



MIKE McHUGH

ASST. ATHLETICS DIRECTOR FOR FOOTBALL
OPERATIONS/CHIEF OF STAFF

5TH SEASON | FINDLAY (1983)

Mike McHugh reunited with the Bulldogs in 2018 after spending the 2013 season at Fresno State in a similar role. He was the director of football operations for two seasons (2014-15) at Washington under Chris Petersen and spent two seasons (2016-17) at Missouri under Barry Odom before making his return to The Valley.

McHugh's ties to the Bulldogs run through alum and head coach Jeff Tedford, having spent a total of 12 seasons with him. The 2018 and 2019 seasons, as well as 10 seasons (2003-12) at California. The two also were on the same Oregon (1999-2000) staff when Tedford was the Ducks' offensive coordinator. The 2022 season marks the 13th season of football the pair will work together, and the third year together at Fresno State.

Following Tedford's brief departure from football coaching, McHugh stayed on the Fresno State staff as the DFO under Tedford's successor, Kalen DeBoer, for the 2020-21 seasons. McHugh and DeBoer shared the Bulldogs' 2018 season with one another when DeBoer was the Bulldogs' offensive coordinator.

In his career, McHugh has turned in over 25 years of experience in the crucial role of ops director. In the role, McHugh is involved in a wide variety of important administrative duties related to overseeing the coordination of all team travel, oversight of the football budget, handling compliance and academic issues, scheduling of facilities, assisting with recruiting operations and managing the day-to-day functions of the program.

A native of Boyertown, Pa., McHugh started his playing career at Potomac State College (Keyser, WV) in 1976 and '77 and was the team's leading receiver and elected team captain for the 1977 season. McHugh continued his playing career at Findlay University in Ohio, where he was a member of the Oilers' 1979 NAIA championship team. He led Findlay in receiving in 1981 and earned a bachelor's degree in health and physical education in 1983.

McHugh served as Findlay's head women's track & field coach in 1982 before going on to a football coaching job at Liberty Benton High School in Findlay, Ohio that same year. He took an assistant football coaching position at Northmor High in Galion, Ohio for the 1983 season and then became head coach from 1984-87. McHugh was also Northmor's girls' track coach in 1984 and 1985. McHugh moved to the college ranks in 1989, working as an offensive line coach at Eastern Michigan in 1989 and 1990 before moving to recruiting coordinator in 1991 and defensive line coach in 1992. He earned a master's degree in physical education from EMU in 1993.

In 1993, McHugh was named Video Coordinator/Recruiting assistant at Missouri, and became the Director of Football Operations in 1994, a position he held through the 1998 season, and he was part of the Holiday Bowl (1997) and Insight.com (1998) bowl teams. After six seasons at MU, he joined Mike Bellotti's staff at Oregon for the 1999 and 2000 seasons. He then spent two seasons as a quality control coach with the Detroit Lions in 2001 and 2002 before taking the operations job at California, where he worked from 2003-12.





ALBERT GARCIA
 DIRECTOR OF PLAYER PERSONNEL
 2ND SEASON | HOUSTON (2016)

Albert Garcia enters his second year with Fresno State in 2022 as its director of player personnel, and heads the role as the Bulldogs' professional-level liaison. He joined the Bulldogs recruiting staff in May of 2021.

Garcia joined the staff under previous head coach Kalen DeBoer, and was retained by current head coach Jeff Tedford to assume the same role as Director of Player Personnel. With a change of coaching staff for the Bulldogs in Dec. 2021, and National Signing Day only days away after the hiring of Tedford, Garcia played a big role in cultivating the relationships with the recruited student-athletes, locking in all 10 commits to sign their National Letters of Intent to play at Fresno State despite the coaching staff change.

Come February 2022, Garcia and Tedford's coaching staff put together the No. 1 ranked recruiting class for the class of 2022 in the Mountain West (includes high school, junior college and transfer portal additions) according to 247Sports.

Garcia, a Texas native, earned his bachelors degree from the University of Houston in 2016, and during his academic pursuit got involved with the football program, which paved his way to Fresno State.

Garcia started in the Cougars' recruiting office in the spring of 2016 as a high school relations intern, and a year later was elevated to recruiting analyst. As a recruiting analyst, for two seasons (2017-18), under then-head coach Major Applewhite, Garcia conducted prospect evaluations in coordination with designated recruiting coach and was a part of the 2018 Houston class that produced a finished 73rd ranking nationally. He worked under Preston Pehrson, the director of player personnel at Houston at the time.

The Houston native also spent eight months as an intern in the Houston Athletics fan experience department and one year as a tailgate ambassador for the Houston Texans. As a graduate of the University of Houston, Garcia was the vice president for the University of Houston Terry Scholar student organization for the 2014-15 academic year.



ANTHONY MAURO
 DIRECTOR OF SCOUTING
 1ST SEASON | IOWA (2018)

Anthony Mauro joins the Fresno State football recruiting staff as Director of Scouting. He comes to the Valley after most recently serving as Assistant Recruiting Director at Louisiana Tech in 2021.

Mauro served on the McNeese State (FCS) football staff as a recruiting/defensive analyst for two years (2019-20). Mauro contributed to McNeese State's best recruiting class in program history in 2021 before arriving to Louisiana Tech.

While with the Cowboys, Mauro assisted in all facets of recruiting as well as worked as the assistant linebackers coach. Over the two seasons with McNeese, Mauro evaluated and scouted prospects from the Louisiana and Texas areas to his home state of Iowa.

Prior to joining McNeese State in 2019, Mauro served as a scouting assistant for Priority Sports, a sports agency located in Chicago, Ill. In his time with Priority Sports, Mauro worked alongside the Director of Football Mike McCartney, who has been involved in college football and the NFL as a coach, scout and personnel executive for more than 25 years. Mauro helped the agency sign five NFL Draft picks in 2019, two of which were selected in the first three rounds.

Before arriving at Priority Sports, Mauro was an undergraduate assistant for the University of Iowa Hawkeyes. He worked in this capacity for three years assisting in recruiting operations as well as working alongside the tight ends offensively. Mauro assisted in compiling statistical information, gathering information on opponents and recruits and assisted in the day-to-day operations of the football program. He also assisted with Iowa football camps and coaching clinics.

In addition, Mauro contributed and helped develop three NFL draftees at the tight end position in NFL pro-bowler George Kittle, pro-bowler T.J. Hockenson and all-rookie Noah Fant.

Mauro earned his bachelor's degree from the University of Iowa in 2018 with a major in sports management and a minor in political science.

Mauro is a native of Des Moines, Iowa, and a graduate of Southeast Polk HS.



NICK So'oto
 DIRECTOR OF ON-CAMPUS RECRUITING
 1ST SEASON | LSU (2020)

Nick So'oto joined the Fresno State football staff as Coordinator of On-Campus Recruiting in April 2022.

So'oto joins the Bulldogs' staff after a short stint at Army as the On-Campus Recruiting Coordinator, joining that staff in the summer of 2021.

Prior to his time with Army, So'oto spent the spring at West Texas A&M as the Defensive Line Graduate Assistant where he had the responsibility of recruiting in four different areas. He assisted with individual meetings for defensive tackles and nose guards, preparing game film for the coaching staff as well as weekly defensive game planning.

Before his time in Canyon, Texas, So'oto worked as an Assistant Defensive Coordinator at Parkway High School. He worked as a coach for the varsity linebackers, a Defensive Coordinator for the JV squad and a defensive line and linebackers coach for the freshmen team. So'oto prepared and conducted position meetings, while also researching, designing and implementing the defensive scheme and structure for the programs. During games he assisted from the box on game days.

Before coaching, So'oto was the Assistant Coach for power lifting at Parkway. He was responsible for researching, designing and implementing a training programs for the teams.

He was a student-athlete at Northeastern State University where he was named the "Freshman to Watch" by a Division II football outlet. He played one season at Palomar Community College before transferring to Harding University. At Palomar, he earned All-Conference honors and was named team captain.

So'oto graduated from LSU in 2020 with a degree in general studies with a focus on applied sciences.



BRAELON ROBERTS

G.A. - OFFENSE
UTAH STATE (2017)

Braelon Roberts joins the Fresno State coaching staff for his first season as an offensive graduate assistant. He will work with the Bulldog wide receivers.

Roberts comes to Fresno State after spending the 2021 season at Central Washington, where he served in the same graduate assistant position with the wide receivers. Roberts coached up freshman Darius Morrison to a 2021 Great Northwest Athletic Conference Freshman of the Year honor as he finished with a team-leading 609 yards receiving and eight touchdowns.

Prior to his time at Central Washington, he spent two seasons in a similar role at Black Hills State in Spearfish, S.D. Roberts helped develop inside and outside receivers. He was responsible for film breakdown, recruiting, assisting with practice drills, and coordinating defensive scout teams.

As a student-athlete at Utah State, Roberts was a four-year letter winner and team captain for the FBS Aggies. He was a 3-year starter and appeared in 42 games. He graduated in December of 2017 with a degree in Sociology. In May of 2018, Roberts signed as a rookie free agent with the Oakland Raiders.



MATT SMITH

G.A. - OFFENSE
FRESNO STATE (2020)

Matt Smith begins his first season as a member of the Fresno State coaching staff and will serve as an offensive graduate assistant, helping with the offensive line.

Smith was a sixth-year Bulldog, earning an extra year of eligibility following the COVID-19 pandemic. He played offensive line (2016-21), and served as the starting center from 2019-21.

Smith battled injury throughout his career but, even while sidelined, managed a positive outlook on the offensive line. He was looked to for leadership and accountability in the position group, and quickly became a leader after having served as a primary special teams member before getting to see game action on the line.

In 2019, he was a Bursworth Trophy nominee, an award that recognizes college football's most outstanding player who began their career as a walk-on. Smith was then named to the Rimington Award watch list in 2020, an award that spotlights the most outstanding center in NCAA Division I college football.

While a Bulldog student-athlete, Smith was a part of the 2018 Mountain West Championship team and won four games against top-ranked teams in his tenure. He was a part of the program's turnaround from its 1-11 season in 2016 to its 10-4 season in 2017. The 'Dogs had three 10-win seasons in Smith's career (2017, 2018, 2021).

Smith excelled in the classroom as well, earning academic recognition by the Mountain West for four-straight seasons. He was also a William V. Campbell award semifinalist, an honor considered by many to be the Academic Heisman.

Smith graduated with an undergraduate degree in business administration with an emphasis in sports marketing in 2020. He is working towards his masters in curriculum and instruction at Fresno State.



PATRICK BELONY

G.A. - DEFENSE
FRESNO STATE (2019)

Former Fresno State defensive tackle Patrick Belony enters his second season as a defensive graduate assistant in 2022, first joining the staff for the 2021 season. Belony works directly with the defensive line, his former position group as a Bulldog.

Belony played collegiately for the Bulldogs from 2015-18, having been a part of some of the program's fondest moments. Belony had his standout season as a Bulldog during Fresno State's 2018 Mountain West Championship season. Belony played in all 14 games that year, including the MW Championship game and the Las Vegas Bowl, and totaled 16 tackles with 2.0 tackles for loss, 1.5 sacks and two fumble recoveries. The 2018 Bulldogs finished the season with a 12-2 record, earning the most wins in a single-season in Fresno State history.

Belony was also a part of the Bulldogs' 2017 Hawai'i Bowl victory over Houston. In 2017, Fresno State became the second program in FBS history to go from a double-digit loss season to a double-digit win season.

Prior to his time at Fresno State, Belony spent one season (2014) at Antelope Valley College.

Belony, a native of North Miami Beach, Florida, earned his undergraduate degree from Fresno State in communication. As a graduate assistant, he will work towards his master's in education.



BEN WATKINS

G.A. - DEFENSE
PERU STATE (2016)

Ben Watkins enters his third year with the Fresno State football team in 2022, but second as a defensive graduate assistant. In his time as a Bulldog defensive graduate assistant, Watkins has worked with the linebackers group.

Watkins began his tenure with the Bulldogs in 2020 as a special teams quality control assistant.

Watkins arrived to Fresno State from Colorado where he served as a defensive assistant in 2019. Prior to joining the staff at Colorado, Watkins was a graduate assistant at Northern State University where he coached the outside linebackers and offensive scout team for two seasons.

A native of Omaha, Watkins began his coaching career as a student assistant at his alma mater Peru State in 2016. He worked with the inside linebackers, special teams, and offensive scout team.

Athletically he was a 4-year letter winner at Peru State as an outside and inside linebacker. He graduated from PSC with a bachelor's degree in secondary education in 2017. Watkins earned his master's degree in teaching and learning from NSU in 2019.

TEAM DOCTORS

Head Team Physician
Dr. Eric Hanson

Family Practice/Sports Medicine
Dr. Rod Kraft

Internal Medicine
Dr. Jean Linder

General Surgeon
Dr. William Carveth

Orthopedics (Foot/Ankle)
Dr. Francis Glaser

Orthopedics (Upper Extremity)
Dr. Cary Tanner

Orthopedics
Greg Mellor, PAC

Orthopedics (Upper Extremity)
Dr. Julia Lee

Orthopedics
Dr. Vincent Gomez

Orthopedics
Dr. Steven Thaxter

Orthopedics
Kyrian Obidiegwu, PAC

Physiatrist
Dr. Jerry Wiens

Team Dentist
Dr. Xavier Gutierrez

Primary Care/Sports Medicine
Dr. Robert Gousse

Primary Care/Sports Medicine
Dr. Beau Kalmes

Movement Specialist
Mark Molthen





MATT WADE

OFFENSIVE QUALITY CONTROL

1ST SEASON | ST. MARY'S COLLEGE (2003)

Matt Wade joins the Fresno State staff as an offensive quality control for the Bulldogs in 2022.

Wade was hired as Southern Utah's Offensive Coordinator in January of 2019, and served as the offensive coordinator and quarterbacks coach with the Thunderbirds through the 2021 season.

In 2021, the Southern Utah offense was anchored by two-time HERO Sports first team all-american offensive lineman Braxton Jones. Jones was tabbed a first team All-Big Sky lineman while also earning an invitation to the 2022 Reese's Senior Bowl.

In his first season as offensive coordinator at SUU (2019), Wade led an offensive unit that averaged 26.5 points per game and nearly 380 yards per contest. His quarterback, Justin Miller, was named an FCS Sophomore All-American by HERO Sports while offensive tackle Braxton Jones also garnered All-American honors.

Wade spent seven seasons with the University of Pacific, most recently serving as the team's Offensive Coordinator, Quarterbacks Coach and Recruiting Coordinator.

While at Pacific, the Boxers found a lot of success on the offensive side of the ball. In 2019 the group set multiple school records, including yards per game (454.5 yards), points per game (34.7), rushing yards per game (187.2) and passing yards per game (267.3).

The offense also ranked seventh in the country in third down conversion percentage, while quarterback Kenyon Harris led the country in completion percentage.

In 2015, under his tutelage, quarterback Warner Shaw was named second team All-Northwest Conference. He broke Pacific's single-season mark for touchdown passes thrown (23) and left the program at it's all-time leader in completion percentage (.669). In 2015, he completed 187 of 284 passes for 2,396 yards with only six interceptions.

Before his time at Pacific, Wade spent time at UC Davis in multiple positions from 2007-12. Before making the transition to Pacific, he was the Aggie's Tight Ends Coach and Recruiting Coordinator.

Wade earned a Bachelor's Degree in Business from St. Mary's College, and a Master's Degree in Education from Chapman University College.



BRAD VONNAHME

DEFENSIVE QUALITY CONTROL

1ST SEASON | UTAH STATE (2011)

Brad Vonnahme joins the Fresno State coaching staff as Defensive Quality Control for the 2022 season. Vonnahme is no stranger to the Bulldog football program, having spent the 2016-19 seasons with the 'Dogs as an offensive analyst under Coach Tedford.

Vonnahme comes to Fresno State from the University of Sioux Falls where he spent a season as linebackers coach and the academic coordinator. He assisted with defensive planning, recruitment efforts and served as the team's academic coordinator.

A native of Omaha, Neb., Vonnahme, who has FBS and DII coaching experience, joined the USF staff after spending four seasons (2016-19) as an offensive analyst with Fresno State. At Fresno State, he worked with former USF Head Coach Kalen DeBoer, who was the Bulldogs' offensive coordinator at the time, and served as a primary consultant for the offensive staff. While in his first stint with the Bulldogs, Fresno State won the 2018 Mountain West title and captured the Las Vegas Bowl while setting the school record for wins (12) in 2018. In 2017, Vonnahme was part of a staff that guided Fresno State as the second program in FBS history to go from double-digit losses (1-11) to double-digit wins (10-4). That same season, the Bulldogs won the West Division of the Mountain West and captured the Hawaii Bowl.

A graduate of Utah State (B.A., 2011) and Wayne State (M.A., 2013), Vonnahme served as a special teams/defensive line assistant for Utah State in 2015 when they ranked 17th in total defense in the FBS at 332.5 yards per game and made an appearance in the Potato Bowl. He also served as defensive backs coach at the University of Hawaii in 2014, linebackers coach at Midland University in 2013, and linebackers coach at Wayne State College in 2011-12. He also was the defensive administrative assistant for Utah State in 2009-10.

Vonnahme and his wife Ashley have three boys (Cooper, Maddox, and Owen).



MATT PHIPPS

SPECIAL TEAMS QUALITY CONTROL

2ND SEASON | BEMIDJI STATE (2017)

Matt Phipps joined the Fresno State football staff for the 2021 season, and will serve his second year as the Bulldogs' special team quality control assistant in 2022.

Phipps was with the UC Davis football staff in 2020, serving in the same role that he has with the Bulldogs. Prior to UC Davis, he spent the 2018-19 seasons as a linebackers coach at Butte College.

Before his coaching career, Phipps started his playing career at Butte College where he was a two-time letterman at outside and inside linebacker. He finished his playing career at Bemidji State (2012-13), members of the Minnesota-based Northern Sun Intercollegiate Conference. He led the Beavers' special teams unit in tackles as a junior, then earned a starting job as a senior, where he amassed another 47 stops in his final seasons.

Phipps remained at BSU to serve as a student assistant with the outside linebackers in 2014, and then three seasons (2015-17) as a running backs coach.

In 2015, Phipps received his social sciences degree with an emphasis in political science from Bemidji State.

ADDITIONAL FOOTBALL SUPPORT STAFF



Alyssa De La Vega
Football Admin Asst.



Becky Brown
Football Operations



Shawn McGuire
Student-Athlete Services



Martin Caine
Athletic Trainer



Kaitlin Bolles
Athletic Trainer



Willy Peterson
Video Coordinator



Travis Hewitt
Equipment

**10****KOSI AGINA****DB**

x-x | xxx | Jr. | 3rd Year
 Fresno, Calif. (Sanger HS)

CAREER GAMES: 19

CAREER STARTS: 1

2021 (SOPHOMORE): Appeared in all 13 games on the season, and got the start at safety at Wyoming (Oct. 16) ... registered 13 tackles on the season, nine solo ... had a season-high four tackles against Nevada (Oct. 23) ... had at least one tackle in seven games ... had three multi-tackle games ... had a tackle for loss against Cal Poly (Sept. 11) ... played safety and was a member of the kickoff unit ... helped Fresno State to two wins over ranked opponents, both on the road. It was the first time Fresno State defeated two Top 25 opponents in a season for the first time since 2004, and the first time both wins came on the road in the 100 year history of the program.

2020 (FRESHMAN): Made appearances in all six games as a true freshman ... had the first tackles (2) of his Bulldog career against Colorado State (Oct. 29) ... had a career-best four tackles against New Mexico (Dec. 12) ... finished the season with nine tackles, four solo stops.

HIGH SCHOOL: Recruited by the Bulldogs as an "athlete" after playing both sides of the ball at Sanger High School ... helped lead the Apaches to a 7-4 record and an appearance in the first round of the CIF Sac-Joaquin Section Playoffs ... had 90 carries for 1,054 yards and 17 touchdowns, and seven receptions for 130 yards and one touchdown as a senior in 2019 ... Agina earned first team All-League running back honors and finished fourth in CIF Track and Field State Championship (Triple Jump) in 2019 ... was a first team defensive back in 2018 ... was named the CMAC Offensive Player of The Year in 2018 ... was a three-time CMAC first team All-League track and field selection ... holds the Sanger High School record in the triple jump (47'10.75) set in 2018 ... is a CSF lifetime member ... academic scholar recipient ... eight-time scholar-athlete honoree ... volunteered with the IGBO Youth Association of Central California ... youth track and field meet volunteer.

PERSONAL: Born in Fresno ... son of Cornelius and Hyacintha Agina ... has three older siblings, Sonachi, Chinenye and Chiazio, and one younger sibling Chidera ... favorite hobbies include hanging out with family, learning about his culture, giving back to the community and watching TV ... favorite athlete is LeBron James for everything he does in the community and on the court, he is an all-around great athlete ... chose to attend Fresno State because it is close to home, a school that his family and friends could come and support him ... also loves the pride that the Valley has for the program and says it is another reason to play harder ... is undecided on a major.

KOSI AGINA'S STAT FILE**KOSI AGINA'S CAREER STATS**

TACKLES	G	UA	A	TOTAL	TFL	YDS	PD	FF	FR	BLKD	QBH
2020	6	4	5	9	0.0	0	0	0	0	0	0
2021	13	9	4	13	1.0	2	0	0	0	0	0
TOTAL	19	13	9	22	1.0	2	0	0	0	0	0

KOSI AGINA'S SINGLE-GAME BESTS

Solo Tackles: 3 (vs Nevada, 10/23/21)

Total Tackles: 4 (vs Nevada, 10/23/21)

TFL: 1.0 (vs Cal Poly, 9/11/21)

**29****JOHNATHAN ARCENEAUX****RB**

x-x | xxx | RFr. | 2nd Year
 Los Angeles, Calif. (Lawndale HS)

2021 (FRESHMAN): Did not see game action ... redshirted.

HIGH SCHOOL: Arceneaux helped Lawndale High School to a 3-0 record in the spring 2021 season ... played sophomore and junior seasons at Whittier (Calif.) High School before transferring to Lawndale High School for his senior year ... as a sophomore, Arceneaux was named to CalHiSports' all-state sophomore team ... rushed for 1,754 yards and 26 touchdowns as a sophomore ... rushed for 1,848 yards and 23 touchdowns, averaging 184 yards per game for Whittier as a junior ... had what many consider the best game of the 2019 season locally when he rushed for 451 yards and five touchdowns in a 55-28 win over Schurr ... rated the 14th-best running back in the 2021 class ... held offers from each MW school (outside Air Force) as well as Pac-12 schools such as Cal, Oregon State and Utah.

PERSONAL: From Los Angeles, California ... son of Chandra Abston ... has four siblings - Ronald, Damonte, Jason and Joshua ... favorite athlete is Alvin Kamara ... chose to attend Fresno State because he loves the city and the coaching staff ... intends to major in kinesiology.





6

LEVELLE BAILEY

LB

**x-x | xxx | Sr. | 4th Year
Sacramento, Calif. (Luther Burbank HS)**

CAREER GAMES: 31

STARTS: 22

2021 (JUNIOR): All-Mountain West honorable mention linebacker ... started in 12 of 13 games played this season ... finished third on the team in tackles as he totaled 56 stops (33 solo), for a new single-season career-best ... also added a single-season career-best 8.0 TFL to lead all Bulldog linebackers in the stat ... led his position group in sacks (3.5), interceptions (2) and broken up passes (6) - single-season career-best numbers in all categories ... had a career-high eight tackles at then-No. 11 Oregon (Sept. 4) ... had at least one tackle in every game on the year ... had a career-high 3.0 tackles for loss at Hawai'i (Oct. 2) ... recorded his first interception since 2019 against Cal Poly, and returned it 22 yards for a career-best return ... added his second interception of the year at then-No. 21 San Diego State (Oct. 30) ... had a forced fumble against UTEP in the PUBG Mobile New Mexico Bowl (Dec. 18), the second of his career ... also recovered a fumble in the bowl game ... part of a Bulldog defense who only allowed 20.5 points per game this season, while also holding two opponents scoreless. It was the first time since 2017 that a Fresno State team had multiple shutouts in a season ... helped Fresno State to two wins over ranked opponents, both on the road. It was the first time Fresno State defeated two Top 25 opponents in a season for the first time since 2004, and the first time both wins came on the road in the 100 year history of the program.

2020 (SOPHOMORE): All-Mountain West honorable mention linebacker ... got starts in five of six games played ... finished the season with 21 tackles (14 solo) ... also added 1.0 TFL, one forced fumble, one quarterback hurry and two broken up passes ... had his first career forced fumble at Nevada (Dec. 5) ... had a season-best seven tackles against The Pack ... was the team's Co-Defensive Skill Player of the Game versus Colorado State ... named to the Fall Academic All-Mountain West team.

2019 (FRESHMAN): Played in all 12 games on the year, recorded five starts ... picked up 30 tackles - 13 solo stops ... had 6.0 TFL and one sack on the year ... his 6.0 TFL is the most by a Bulldog freshman since Ben Jacobs had the same in 2007 ... had a fumble recovery and an interception versus UNLV ... had a season-high seven tackles twice - versus Minnesota and at New Mexico State ... 2019 Fall Academic All-MW selection.

HIGH SCHOOL: Was a standout member of the Burbank High School football and basketball teams, earning first team All-City honors in both sports ... compiled 81 total tackles in 2018 ... 7.0 tackles for loss as a senior ... had one blocked punt and one caused fumble that season ... added four quarterback hurries and five six interceptions ... was a second team All-State honoree ... player of the year.

PERSONAL: Born in Sacramento, Calif. ... son of Lester Bailey and Diana Tapa ... has six older siblings - Jeilani, Mariah, Tyler, Kiana, Sam and Tre ... was also recruited by Nevada, UNLV, San Diego State, UC Davis, Idaho, Idaho State, Montana State, Sacramento State and Northern Arizona ... chose to attend Fresno State because it put emphasis on becoming a better man ... is a kinesiology major.

LEVELLE BAILEY'S STAT FILE

2021 - Junior	Tackles			TFL-Yds	INT-Yds	FF	FR	PBU
	UA	A	Total					
UConn	1	1	2	1.5-7	0-0	0	0	0
at Oregon	5	3	8	0.0-0	0-0	0	0	0
Cal Poly	0	1	1	0.5-0	1-22	0	0	3
at UCLA	0	2	2	0.0-0	0-0	0	0	0
UNLV	1	6	7	0.5-1	0-0	0	0	1
at Hawai'i	5	0	5	3.0-6	0-0	0	0	0
at Wyoming	4	1	5	0.5-3	0-0	0	0	0
Nevada	4	2	6	0.0-0	0-0	0	0	0
at San Diego State	1	3	4	0.0-0	1-5	0	0	1
Boise State	5	1	6	0.0-0	0-0	0	0	0
New Mexico	3	1	4	1.0-2	0-0	0	0	0
at San Jose State	2	1	3	0.0-0	0-0	0	1	0
UTEP	2	1	3	1.0-9	0-0	1	1	1
Totals	33	23	56	8.0-28	2-27	1	2	6

2020 - Sophomore	Tackles			TFL-Yds	INT-Yds	FF	FR	PBU
	UA	A	Total					
Hawai'i	2	0	2	0.0-0	0-0	0	0	1
Colorado State	4	1	5	0.5-1	0-0	0	0	0
at UNLV	1	0	1	0.0-0	0-0	0	0	1
at Utah State	0	1	0	0.5-0	0-0	0	0	0
at Nevada	6	1	7	0.0-0	0-0	1	0	0
vs. New Mexico	1	4	5	0.0-0	0-0	0	0	0
Totals	14	7	21	1.0-1	0-0	1	0	2

2019 - Freshman	Tackles			TFL-Yds	INT-Yds	FF	FR	PBU
	UA	A	Total					
at USC	0	1	1	0.0-0	0-0	0	0	0
Minnesota	3	4	7	2.5-8	0-0	0	0	0
Sacramento State	0	0	0	0.0-0	0-0	0	0	0
at New Mexico State	1	6	7	2.0-6	0-0	0	0	1
at Air Force	0	0	0	0.0-0	0-0	0	0	0
UNLV	3	0	3	0.0-0	1-9	0	1	0
Colorado State	3	2	5	1.0-5	0-0	0	0	1
at Hawai'i	1	0	1	0.0-0	0-0	0	0	0
Utah State	2	4	6	0.5-0	0-0	0	0	0
at San Diego State	0	0	0	0.0-0	0-0	0	0	0
Nevada	0	0	0	0.0-0	0-0	0	0	0
at San Jose State	0	0	0	0.0-0	0-0	0	0	0
Totals	13	17	30	6.0-19	1-9	0	0	2

LEVELLE BAILEY'S CAREER STATS

TACKLES	G	UA	A	TOTAL	TFL	YDS	PD	FF	FR	BLKD	QBH
2019	12	13	17	30	6.0	19	3	0	1	0	0
2020	6	14	7	21	1.0	1	2	1	0	0	1
2021	13	33	23	56	8.0	28	8	1	2	0	0
TOTAL	31	60	47	107	15.0	48	13	2	3	0	1

INTERCEPTIONS	G	NO.	YDS	TD	LG	AVG/R	AVG/G
2019	12	1	9	0	9	9	9
2020	6	0	0	0	0	0	0
2021	13	2	27	0	22	13.5	2.1
TOTAL	31	3	36	0	22	12.0	1.2

SACKS	G	UA	A	TOTAL	YDS
2019	12	1	0	1.0	5
2020	6	0	0	0	0
2021	13	2	3	3.5	18
TOTAL	31	3	3	4.5	23

LEVELLE BAILEY'S SINGLE-GAME BESTS

Solo Tackles: 6 (at Nevada, 12/5/20)
 Total Tackles: 8 (at Oregon, 9/4/21)
 TFL: 3.0 (at Hawai'i (10/2/21))





26

ISAIAH BATTON

WR

x-x | xxx | RSo. | 3rd Year

Temecula, Calif. (Chaparral HS/Palomar College)

2021 (SOPHOMORE): Did not see game action ... redshirted.

PRIOR TO FRESNO STATE: Spent the 2019 season at Palomar College in San Marcos, Calif. ... was an all-league academic player ... had 45 catches for 400 yards ... volunteered with the kids camp.

HIGH SCHOOL: Attended Chaparral High School ... played on both sides of the ball as a quarterback, wide receiver and defensive end ... had 25 catches for 300 yards ... earned the Eagle Award for maintaining a 3.5 or higher GPA for two consecutive semesters ... volunteered with his church, was a youth leader and church photographer.

PERSONAL: From Temecula, Calif. ... son of Troy and Kim Batton ... has three sisters - Shay, Dajan and Destiny ... enjoys studying his bible, working out and hanging out with his teammates ... favorite athlete is Odell Beckham because he is the most explosive and swaggiest receiver ... biggest athletic thrill is catching a pass and taking it in for a touchdown ... chose to attend Fresno State because he was given the opportunity to compete on the football team while pursuing a degree ... intends to major in kinesiology - exercise science.



17

KAMRON BEACHEM

TE

x-x | xxx | RFr. | 2nd Year

Oceanside, Calif. (Oceanside HS)

2021 (FRESHMAN): Did not see game action ... redshirted.

HIGH SCHOOL: Attended Oceanside High School in Oceanside, California ... helped team to a state runner-up title ... was a first team All-League selection in football and basketball ... as a senior on the football field, he recorded 300 yards receiving in just three games ... as a basketball player, Beachem surpassed 1,000 career points.

PERSONAL: From Oceanside, California ... son of Kedric and Kimetria Beachem ... has two siblings - Kedric Jr. and Kyrin ... hobbies include basketball, music and fashion ... favorite athletes are Kobe Bryant and LeBron James because they showed him that nothing can stop you from getting what you want, they are great role models ... biggest athletic thrill is grabbing a catch over somebody's head, or an in-game dunk in basketball ... chose to attend Fresno State because the coaching staff showed the most love, and wanted him to be the best he could be ... intends to major in psychology.



28

JEVON BIGELOW

RB

6-2 | 225 | Sr. | 5th Year

Fresno, Calif. (Central HS/Wyoming)

2020 (R-SOPHOMORE): Appeared in four games for the Bulldogs ... in his first game versus Colorado State (Oct. 29), he had three carries for seven yards ... he had a career-best game in the season finale against New Mexico (Dec. 12) with eight carries for 38 yards ... he also had one reception for nine yards ... he had a career-long nine-yard run versus the Lobos ... Bigelow finished the season with 11 carries for 45 yards ... he added nine yards receiving ... totaled 54 all-purpose yards.

2019 (SOPHOMORE): Had to sit out the 2019 season due to NCAA transfer rules.

PRIOR TO FRESNO STATE: Spent the 2018 season at Wyoming and played in nine games for the Cowboys ... had 69 carries for 292 yards on the season ... had a season-high 18 carries for 56 yards and a touchdown at Missouri on Sept. 8 ... had a season-long carry of 39 yards against San Jose State on Nov. 3 ... also ran in for a touchdown at New Mexico State on Aug. 25.

HIGH SCHOOL: Amassed 203 carries for 1,728 yards and 18 touchdowns in his career at Central High, averaging 8.5 yards per carry ... in 2017, Bigelow rushed 185 times for 1,535 yards and 16 scores, averaging 118.1 yards per game in his first high school season playing strictly running back ... also established himself in the receiving game, catching 75 passes for 815 yards and five touchdowns during his career ... Bigelow surpassed 100 yards rushing in nine consecutive games and scored multiple touchdowns in five games, scoring three touchdowns in three different games in 2017 ... also had a carry of 30+ yards in eight games ... Bigelow's strongest effort of the year came in a 35-7 win against Bullard, when he had 20 carries for 185 yards and three touchdowns ... he racked up 249 all-purpose yards against De La Salle, recording 66 yards on kickoff returns ... returned just seven kicks in 2017 but averaged 28.6 yards per return ... led Central to a 12-2 record in 2017, as the Grizzlies advanced to the regional finals of the Division 1-AA CIF Football Championships ... Bigelow helped Central to Tri-River League titles in 2016 and 2017, playing for coach Kyle Biggs.

PERSONAL: Born in Fresno, Calif. ... son of Frank Bigelow and Cheryl Roberson ... has four brothers, Sean, Brendan, Frank Jr. and Shane ... has one sister, Shenika ... brother Brendan played football at Cal (2011-13) ... enjoys cooking ... favorite athletes are Walter Peyton and Todd Gurley because of the way they run ... his biggest athletic thrill is scoring his first collegiate touchdown as a true freshman at Wyoming ... chose to attend Fresno State because it is home ... majoring in mass communication and journalism with an emphasis in advertising.

JEVON BIGELOW'S STAT FILE

JEVON BIGELOW'S CAREER STATS

RUSHING	G	ATT	YDS	TD	LG	AVG/C	AVG/G
2020	4	11	45	0	9	4.1	11.2
2021	2	0	0	0	0	0.0	0.0
TOTAL	6	11	45	0	9	4.1	7.5

JEVON BIGELOW'S SINGLE-GAME BESTS

Carries: 8 (vs New Mexico, 12/12/20)
Yards: 38 (vs New Mexico, 12/12/20)
Long Rush: 9 (at New Mexico, 12/12/20)





30

TANNER BLOUNT

LB

x-x | xxx | Jr. | 4th Year
Clovis, Calif. (Buchanan HS)

CAREER GAMES: 14

2021 (SOPHOMORE): Appeared in nine games, primarily as a member of the special teams unit ... on kickoff coverage, recorded five tackles ... had a season-best two stops against Cal Poly (Sept. 11) ... also added tackles against then-No. 11 Oregon (Sept. 4), then-No. 13 UCLA (Sept. 18) and UNLV (Sept. 23).

2020 (R-FRESHMAN): Appeared in five games, primarily as a member of the special teams unit ... had two tackles on the year ... saw action as a husky at New Mexico (Dec. 12) where he recorded one tackle ... also had a tackle at UNLV (Nov. 7).

2019 (FRESHMAN): Did not see game action ... redshirted.

HIGH SCHOOL: Blount was a three year varsity starter at Buchanan High School ... he recorded 133 career tackles, 73 solo ... he picked up two career sacks and one interception ... was a two-way player as a safety and running back for the Bears ... on offense, he tallied 256 rushing yards on 21 carries ... was a first team All-Conference selection ... made academic honor roll ... volunteered with Habitat for Humanity and helped at local elementary schools.

PERSONAL: Born in Clovis, Calif. ... son of Torin and Michelle Blount ... has one older sister Makayla and one younger brother Bryce ... enjoys traveling ... favorite athlete is Tyrann Mathieu because he prevailed through adversity ... was also recruited by Nevada, Sacramento State, Western Colorado and Montana State University - Northern ... chose to attend Fresno State because of the academics, football team and the great facilities ... is a liberal studies major.

TANNER BLOUNT'S STAT FILE											
TANNER BLOUNT'S CAREER STATS											
TACKLES	G	UA	A	TOTAL	TFL	YDS	PD	FF	FR	BLKD	QBH
2020	5	1	1	2	0.0	0	0	0	0	0	0
2021	9	4	1	5	0.0	0	0	0	0	0	0
TOTAL	14	5	2	7	0.0	0	0	0	0	0	0

TANNER BLOUNT'S SINGLE-GAME BESTS	
Solo Tackles: 2 (vs Cal Poly, 9/11/21)	Total Tackles: 2 (vs Cal Poly, 9/11/21)



86

JAKE BOUST

TE

x-x | xxx | RJr | 4th Year
Sanger, Calif. (Sanger HS/Fresno City College)

CAREER GAMES: 4

2021 (JUNIOR): Appeared in four games ... played against Cal Poly (Sept. 11), New Mexico (Nov. 13), San Jose State (Nov. 25) and UTEP (Dec. 18) ... redshirted.

PRIOR TO FRESNO STATE: Spent the 2019-20 season at Fresno City College ... played in five games as a tight end for the Rams ... registered five receptions for 65 yards ... had one touchdown ... Fresno City went 5-1 that season ... Torch of Excellence recipient.

HIGH SCHOOL: Attended Sanger High School in Sanger, California ... played football, soccer, basketball and track ... was a four-year tight end and wide receiver ... 2018 All-CMAC League tight end.

PERSONAL: From Sanger, California ... son of Jason and Amy Boust ... has three siblings - Natalie, Luke and Wyatt ... father Jason played football at UC Davis ... enjoys working out, playing video games, and watching the Eagles (NFL) ... favorite athlete is Michael Vick because of how he changed the game ... biggest athletic thrill is scoring touchdowns ... chose to attend Fresno State because Fresno is home and he has wanted to be a Bulldog since he was a kid ... majoring in kinesiology.



19

ZEKE BRANHAM

LB

x-x | xxx | RFr. | 2nd Year
Mesa, Ariz. (Skyline HS)

CAREER GAMES: 4

2021 (FRESHMAN): Appeared in four games ... played against UConn (Aug. 28), Cal Poly (Sept. 11), San Jose State (Nov. 25) and UTEP (Dec. 18) ... recorded one tackle against Cal Poly ... redshirted.

HIGH SCHOOL: Attended Skyline High School ... was a three-sport athlete ... earned second team All-State honors and first team All-Region as a running back and a defensive back ... totaled 71 tackles in eight games his senior season ... added 503 yards rushing and 240 yards receiving that same season ... also played basketball and track ... was a member of the National Honor Society ... graduated in the top five percent of his graduating class.

PERSONAL: From Mesa, Ariz. ... son of Marlon and Shannon Branham ... has an older sibling, Marlana ... enjoys collecting sneakers ... his favorite athlete is Larry Fitzgerald because of his humility and poise ... biggest athletic thrill is out-working an opponent ... chose to attend Fresno State because of the family-like atmosphere in the program ... intends to major in mechanical engineering.



5

DEVO BRIDGES

DE

x-x | xxx | Jr. | 4th Year
Rialto, Calif. (Carter HS)

CAREER GAMES: 14

STARTS: 1

2021 (SOPHOMORE): Appeared in all 13 games ... started against New Mexico (Nov. 13) ... picked up six tackles on the season ... had 0.5 tackles for loss and 0.5 sacks ... had a quarterback hurry at then-No. 21 San Diego State (Oct. 30) ... helped Fresno State to two wins over ranked opponents, both on the road. It was the first time Fresno State defeated two Top 25 opponents in a season for the first time since 2004, and the first time both wins came on the road in the 100 year history of the program.

2020 (R-FRESHMAN): Played in the Bulldogs' game at UNLV on Nov. 7 ... did not record a stat ... named to the Fall Academic All-Mountain West team.

2019 (FRESHMAN): Utilized a redshirt season.

HIGH SCHOOL: Ranked as a three-star recruit by Rivals.com ... Bridges made 97 tackles as a senior at Carter High School in Rialto with 69 solo stops ... added 15.0 tackles for loss, 6.5 sacks and an interception ... as a junior in 2017, made 51 tackles, 34 solo, 5.0 sacks and a pair of interceptions ... was named to the All-Area team ... was a first team All-Citrus Belt league selection.

PERSONAL: Born in Rialto, Calif. ... son of Chris and Jaine Walker ... is the youngest of three siblings; Santorise, Arkasia and Kemetris ... favorite athlete is Khalil Mack because he is the best at what he does ... his biggest athletic thrill is making a big play and hearing the crowd go wild ... is a nursing major at Fresno State ... was recruited by San Jose State, New Mexico State, San Diego State, Arizona State and Colorado State ... chose to become a Bulldog because Fresno State was the first school to believe in him.

DEVO BRIDGES' STAT FILE**DEVO BRIDGES' CAREER STATS**

TACKLES	G	UA	A	TOTAL	TFL	YDS	PD	FF	FR	BLKD	QBH
2020	1	0	0	0	0.0	0	0	0	0	0	0
2021	13	2	4	6	0.5	0	0	0	0	0	1
TOTAL	14	2	4	6	0.5	0	0	0	0	0	1

DEVO BRIDGES' SINGLE-GAME BESTS

Solo Tackles: 1 (many times)
Total Tackles: 1 (many times)



3

ERIK BROOKS

WR

x-x | xxx | Sr. | 5th Year
Corona, Calif. (Roosevelt HS)

CAREER GAMES: 25

2021 (JUNIOR): Appeared in all 13 games this season ... he registered 17 catches for 184 yards and two touchdowns ... scored the first touchdown of his collegiate career at then-No. 13 UCLA on Sept. 18, a 19-yard touchdown catch ... scored again the following week against UNLV (Sept. 24) ... had a season-high 61 yards receiving in the season opener against UConn (Aug. 28) ... averaged 10.8 yards per catch ... helped Fresno State to two wins over ranked opponents, both on the road. It was the first time Fresno State defeated two Top 25 opponents in a season for the first time since 2004, and the first time both wins came on the road in the 100 year history of the program ... Burlsworth Trophy nominee ... was awarded with a scholarship in August 2021.

2020 (SOPHOMORE): Played in all six games and got a start at Nevada (Dec. 5) ... had 13 catches for 178 yards on the season ... had a career-best game against The Pack with four catches for 65 yards ... his longest reception of his career was also at Nevada, a 28-yard catch ... he added three receptions in each of the first two games of the season ... named to the Fall Academic All-Mountain West team.

2019 (R-FRESHMAN): Appeared in six games for the Bulldogs ... had one reception for seven yards in Fresno State's 56-27 win against UNLV ... 2019 Fall Academic All-MW selection.

2018 (FRESHMAN): Did not participate in any games, redshirted.

HIGH SCHOOL: Helped Eleanor Roosevelt HS to a 10-3 overall record and 4-1 league record as a senior in 2016 ... had 81 receptions and nine carries, totaling for 1,075 yards in his senior season ... averaged 82.7 yards per game ... appeared on special teams with 23 kickoff returns for an average of 31.7 yards per carry and 16 punt returns, averaging 14.6 yards per carry ... scored 16 touchdowns in his final season ... saw a season-best four touchdowns in Roosevelt's 48-21 win over Santiago where he also recorded a season-best 193 total offensive yards ... played on the defensive end of the ball in his senior season, recording 15 total tackles, 14 solo ... had 3.0 TFLs and one interception.

PERSONAL: Born in Irvine, Calif. ... son to Regina Manier and Tyrone Brooks ... has a sister, Taelor ... former high school teammate of Boise State's Evan Tyler and San Jose State's Cameron Smith ... is a marketing major at Fresno State.

ERIK BROOKS' STAT FILE**ERIK BROOKS' CAREER STATS**

RECEIVING	G	REC	YDS	TD	LG	REC/G	AVG/C	AVG/G
2019	6	1	7	0	7	0.2	7.0	1.2
2020	6	13	178	0	28	2.2	13.7	29.7
2021	13	17	184	2	22	1.3	10.8	14.2
TOTAL	25	31	369	2	28	1.2	11.9	14.8

ERIK BROOKS' SINGLE-GAME BESTS

Receptions: 5 (vs UConn, 8/28/21)
Receiving Yards: 61 (vs UConn, 8/28/21)
Long Catch: 22 (vs UConn, 8/28/21)
Touchdowns: 1 (2x, last vs UNLV, 9/24/21)





81

JORDAN BROWN

WR

x-x | xxx | Jr. | 3rd Year
Bellflower, Calif. (Mayfair HS)

CAREER GAMES: 17

2021 (SOPHOMORE): Appeared in 11 games this season ... had two catches for 11 yards as a receiver ... had a career-long 7-yard catch in the Bulldogs' season opener against UConn (Aug. 28) ... took on kick return duties late in the season, returning three kickoffs for 19 yards ... had a career-long 15-yard kickoff return at San Jose State (Nov. 25) ... helped Fresno State to two wins over ranked opponents, both on the road. It was the first time Fresno State defeated two Top 25 opponents in a season for the first time since 2004, and the first time both wins came on the road in the 100 year history of the program.

2020 (FRESHMAN): Played in all six games ... had one tackle at UNLV (Nov. 7) ... named to the Fall Academic All-Mountain West team.

HIGH SCHOOL: Three-year varsity letter winner at Mayfair HS ... played on both sides of the ball as a wide receiver and defensive back ... helped team to a winning record each year ... three-time Suburban League champions ... first team All-Suburban League wide receiver ... was a two-time All-Suburban league academic honoree ... had 638 receiving yards on 36 catches and eight touchdowns as a senior ... received the National Football Foundation and College Hall of Fame Scholar Athlete award ... was an honor roll member all four years ... was a member of the school's ASB, Link Crew and FCA ... volunteered with the ASB beach clean ups, toy drives and Project Shepard ... also played baseball.

PERSONAL: Son of Brian and Robyn Brown ... has two brothers, Jacob and Jalen ... father played football at UCLA (1986-1991) ... favorite athlete is Kobe Bryant because he represents the first jersey Jordan ever owned and he loved his mentality and drive for the game ... biggest athletic thrill is scoring and hearing the fans go crazy ... chose to attend Fresno State because it was away from home, but not too far ... is a kinesiology exercise science major.

JORDAN BROWN'S STAT FILE

JORDAN BROWN'S CAREER STATS

RECEIVING	G	REC	YDS	TD	LG	REC/G	AVG/C	AVG/G
2020	6	0	0	0	0	0.0	0.0	0.0
2021	11	2	11	0	7	0.2	5.5	1.0
TOTAL	17	2	11	0	7	0.1	5.5	0.6

KICK RETURNS	G	NO	YDS	TD	LG	AVG/R	AVG/G
2020	6	0	0	0	0	0.0	0.0
2021	11	3	19	0	15	6.3	1.7
TOTAL	17	3	19	0	15	6.3	1.1

JORDAN BROWN'S SINGLE-GAME BESTS

Receptions: 1 (2x, last vs Boise State, 11/6/21)
 Receiving Yards: 7 (vs UConn, 8/28/21)
 Long Catch: 7 (vs UConn, 8/28/21)
 Kick Returns: 2 (vs Boise State, 11/6/21)
 Long Return: 15 (at San Jose St., 11/25/21)



72

DONTAE BULL

OL

x-x | xxx | Sr.* | 6th Year
Victoria, Canada (Belmont Secondary)

CAREER GAMES: 34

STARTS: 26

2022 (SENIOR*): Utilized the additional year of eligibility approved by the NCAA in the fall of 2020. The NCAA approved a blanket waiver for all 2020 fall sports student-athletes to retain a year of eligibility due to the COVID-19 pandemic.

2021 (SENIOR): Appeared in all 13 games ... starting left tackle in 11 games ... blocked the top offense in the Mountain West and the No. 14 offense in the FBS ... Fresno State averaged 464.85 offensive yards per game ... Fresno State scored an average of 33.4 points per game ... the Bulldogs averaged 137.2 rushing yards per game and 326.7 passing yards per game ... part of an offensive line unit that allowed 25 sacks on the quarterback, its least in a season since 2019 ... helped Fresno State to two wins over ranked opponents, both on the road. It was the first time Fresno State defeated two Top 25 opponents in a season for the first time since 2004, and the first time both wins came on the road in the 100 year history of the program ... named to the 2022 Reese's Senior Bowl watch list.

2020 (JUNIOR): Played in four games on the season ... started all four at left tackle ... helped protect the top offense in the Mountain West ... helped protect the No. 5 passing offense and No. 17 total offense in the NCAA ... helped Fresno State to its most rushing yards in a game this season, 243 at UNLV (Nov. 7) ... was the team's Offensive Power Player of the Game versus UNLV.

2019 (SOPHOMORE): Appeared in 10 games, and started all 10 ... part of an offensive line unit that helped produce 2,162 rushing yards and 2,720 yards in the air ... helped the offense to average 159.3 rushing yards per game and 226.7 passing yards per game ... part of an offensive line that kept two opponents from a sack this season.

2018 (R-FRESHMAN): Played in seven games and made one start (first career) at right tackle against Hawai'i on Oct. 27 ... aided the team to producing 562 yards offense in its 50-20 win over the Rainbow Warriors ... the offense piled up 348 yards passing with four passing touchdowns and 216 rushing yards with one rushing touchdown in his lone start ... named to the Fall Academic All-Mountain West team.

2017 (FRESHMAN): Redshirted.

HIGH SCHOOL: Named the 2016 Subway Provincial Defensive Player of the Year ... named to 2016 Subway Provincial AAA All-Star Team ... named a Class of 2017 Canadian Football Chat Top 100 (#CFC100) player ... named Belmont Secondary's MVP the past two seasons ... played on the offensive and defensive lines as a senior ... Belmont's running backs carried the ball 170 times for 818 yards (4.81 yards per carry) over nine games (2016) ... recorded 22 tackles in nine games (2016) ... invited to play in the inaugural High Roller Football Showdown in Las Vegas (Feb. 11, 2016) ... has been utilized at tight end in addition to the line ... key member of the Belmont basketball team.

PERSONAL: Son of Angela Bull ... favorite athlete is Tyron Smith because he looks up to him and one day wants to be like him ... majoring in sociology at Fresno State.



44

CHARLOTIN CHARLES

LB

x-x | xxx | RFr | 2nd Year
Las Vegas, Nev. (Bishop Gorman HS)

CAREER GAMES: 1

2021 (FRESHMAN): Appeared in the season opener against UConn (Aug. 28), did not record a stat ... suffered a midseason injury ... maintained a redshirt season.

HIGH SCHOOL: Attended Bishop Gorman High School ... was a dual-sport athlete as a member of the football and track teams ... was the team's Freshman Most Valuable Player in 2018 ... as a senior, Charles recorded five sacks, one interception, one forced fumble and 34 total tackles ... as a track athlete, he recorded the state's top time in the 300m hurdles and the number two time in the 110m hurdles ... chalked up 100 volunteer hours in the community.

PERSONAL: From Las Vegas ... son of Perode Charles and Ketly Bony ... has five siblings - Charleene, Tyrone, Devyn, Perode and Ketsia ... brother Devyn plays football at Robert Morris ... enjoys being outside, going on nature walks, and making things ... favorite athlete is Ray Lewis because he has a mindset that he can relate to ... chose to attend Fresno State because it showed the most love and made him feel like he was still at home ... intended major is finance.



79

JOSEPH CHURCH

OL

x-x | xxx | So. | 3rd Year
Fontana, Calif. (Upland HS)

2021 (R-FRESHMAN): Did not see game action.

2020 (FRESHMAN): Did not see game action.

HIGH SCHOOL: Helped lead his team to a 6-6 record and a berth in the second round of the CIF Southern Section Playoffs ... two-time CIF Southern Section Champion ... 2018 CIF Honorable Mention offensive lineman ... 2019 second team All-League offensive lineman.

PERSONAL: From Fontana, Calif. ... son of Julian and Filifili Church ... has two older siblings Jeannie and Julian ... favorite athlete is Tyron Smith because he said he is the best offensive tackle in the modern era ... chose to attend Fresno State because of the environment ... is an economics major.



22

STEVEN COMSTOCK

DB

x-x | xxx | Sr. | 5th Year
Glendora, Calif. (Northview HS)

CAREER GAMES: 16

2021 (JUNIOR): Appeared in all 13 games this season, as a primary member of the kickoff unit ... recorded six tackles on the year, including a season-high two tackles twice ... had two stops against then-No. 21 San Diego State (Oct. 30) and San Jose State (Nov. 25) ... helped Fresno State to two wins over ranked opponents, both on the road. It was the first time Fresno State defeated two Top 25 opponents in a season for the first time since 2004, and the first time both wins came on the road in the 100 year history of the program.

2020 (SOPHOMORE): Sat out the season due to injury ... named to the Fall Academic All-Mountain West team.

2019 (R-FRESHMAN): Saw action in three games on kick return coverage ... recorded a tackle against Utah State ... also saw game action against Nevada and San Jose State ... made the transition to defensive back from quarterback.

2018 (FRESHMAN): Did not participate in any games, redshirted.

HIGH SCHOOL: Attended Northview HS ... averaged 247.3 passing yards per game and threw for 28 touchdowns in 11 games in 2017 ... had 90.1 rushing yards per game with 12 rushing touchdowns and accounted for 3,711 total yards in his senior year ... led his team to a 10-2 record as a junior, passing for 2,679 yards and 30 touchdowns ... rushed for 830 yards and 14 touchdowns ... ran for 147 yards and three touchdowns in a win over San Dimas ... threw for nearly 400 yards and had three touchdown passes against Charter Oak ... was an All-CIF Southern Section Div. 8 selection and the San Gabriel Valley Tribune Offensive Player of the Year ... led his team to three Valle Vista League titles and was named league MVP as a junior ... through four high school seasons (48 games), he totaled 9,211 passing yards and 98 passing touchdowns ... he ran for 3,665 yards and 53 touchdowns ... accounted for 151 total touchdowns in 48 high school games with 134 touchdowns in just 35 games during his sophomore through senior seasons ... was recruited by and received offers from Oregon State, Army, Idaho, Eastern Washington and Azusa Pacific ... among quarterbacks, he was rated No. 10 in California, No. 18 in the West and No. 63 nationally ... also wrestled in high school and was San Gabriel Valley Tribune's Wrestler of the Year after advancing to the CIF state semifinals as a sophomore, advanced to the semifinals again as a junior.

PERSONAL: Born in Upland, Calif. ... son of Mary and John Comstock ... has two sisters, Stacy and Stephanie ... majoring in business at Fresno State.

STEVEN COMSTOCK'S STAT FILE

STEVEN COMSTOCK'S CAREER STATS

TACKLES	G	UA	A	TOTAL	TFL	YDS	PD	FF	FR	BLKD	QBH
2019	3	1	0	1	0.0	0	0	0	0	0	0
2020	0	0	0	0	0.0	0	0	0	0	0	0
2021	13	5	1	6	0.0	0	0	0	0	0	0
TOTAL	16	6	1	7	0.0	0	0	0	0	0	0

STEVEN COMSTOCK'S SINGLE-GAME BESTS

Solo Tackles: 2 (at San Diego State, 10/30/21)

Total Tackles: 2 (2x, last at San Jose State, 11/25/21)





5

JALEN CROPPER**WR****x-x | xxx | Sr. | 4th Year
Parlier, Calif. (Buchanan HS)**

CAREER GAMES: 29

STARTS: 20

2021 (JUNIOR): All-Mountain West second team wide receiver ... appeared in all 13 games and started in 10 ... was the team's leading wide receiver, in all categories ... totaled 85 receptions for 899 yards and 11 touchdowns ... added 76 yards rushing and two additional touchdowns on 19 carries ... averaged 69.15 receiving yards per game ... ranked in the top 10 in the Mountain West in receptions per game (No. 4), receiving touchdowns (T-No. 2), receiving yards per game (No. 6), receptions (No. 3), and receiving yards (No. 6) ... ranked No. 16 in receiving touchdowns, No. 18 in receptions per game, No. 37 in total touchdowns, No. 50 in receiving yards and No. 56 in receiving yards per game in the FBS ... had two 100-yard receiving performances on the year ... had a season-best 141 yards receiving at then-No. 13 UCLA, leading Fresno State to its 40-37 win and scoring the game-winning touchdown with 14 seconds left in the game ... put up 141 yards on 14 catches at the Rose Bowl. His 14 receptions tie for the fourth-most in a game in program history ... tied the single-game program record and the Mountain West record with four receiving touchdowns against UNLV (Sept. 24). Cropper finished the game with 10 catches for 108 yards and four touchdowns ... Cropper was the first of six players from across the FBS to score four receiving touchdowns in a game, a mark that led the country through the season ... opened the season with a seven-game streak with at least one receiving touchdown per game. Cropper had an active streak of eight games (dating back to the final game of the 2020 season) with at least one receiving score, a streak that tied for third in program history ... had an 86-yard touchdown reception in the season opener against UConn (Aug. 28), it was the 10th longest pass completion in program history ... had 21 receptions against Power Five opponents, the most in the conference through the regular season. Also had two touchdown receptions against those opponents, tied for the most in the conference in the regular season ... had a career-best 51-yard touchdown pass against Cal Poly. It was the seventh-longest touchdown pass for the 'Dogs this season ... his 2021 season numbers broke into the top among the program's best for a single season - 85 receptions (tied for 7th all-time), 11 receiving touchdowns (tied for 8th all-time) ... Mountain West Offensive Player of the Week (Sept. 27) ... Biletnikoff Award watch list ... helped Fresno State to two wins over ranked opponents, both on the road. It was the first time Fresno State defeated two Top 25 opponents in a season for the first time since 2004, and the first time both wins came on the road in the 100 year history of the program.

2020 (SOPHOMORE): All-Mountain West honorable mention selection ... was fourth in the conference in receptions per game (6.17) ... finished fifth in the league averaging 86.7 receiving yards per game ... was seventh in the MW in all-purpose yards per game (121.8) ... finished ninth in the conference in kick return average (20.4) ... was No. 28 in the NCAA in receptions per game (6.2) ... finished No. 31 in the FBS receiving yards per game ... was No. 43 in the NCAA in all-purpose yards per game ... started five of six games played ... was the Bulldogs' leading receiver in receptions and receiving yards with 37 catches for 520 yards and five touchdowns ... averaged 14.1 yards per catch and 86.7 yards per game ... added four carries for 27 yards ... produced 184 yards on nine kick returns ... finished the season with 731 all-purpose yards, was second on the team in the category ... had three 100-yard receiving games to close out the season, with a 200-yard game in that mix ... is one of six Bulldog receivers to have three consecutive 100-yard receiving games ... the first Bulldog to have three 100-yard receiving games in a season since KeeSean Johnson in 2017 ... his 100-yard receiving games were at Utah State (Nov. 14), at Nevada (Dec. 5) and vs. New Mexico (Dec. 12) ... had three receiving touchdowns in the Bulldogs' game at Utah State ... Cropper's 18 points versus the Aggies were tied for third-most in the conference this season ... his three scores tied for the second-most in a game in program history ... he became the first Bulldog to score three receiving touchdowns since KeeSean Johnson in 2017 ... Cropper registered a career-high 202 yards receiving against Utah State and had the most receiving yards in a game since Davante Adams had 256 on Nov. 29, 2013 ... his 202 yards receiving are the 16th-most in a single game in program history ... the 202 yards receiving were the third-most by any conference player this year ... he broke into the program's all-time single game pass reception leaders list with 10 at Utah State and 12 against New Mexico (Dec. 12). He is tied for 26th and 19th, respectively ... he is tied for sixth all-time with two career games with 10 or more receptions ... his 12 receptions against New Mexico tied for a conference best ... had 256 all-purpose yards versus Utah State and owns the ninth-most in a single game in program history ... 256 all-purpose yards were the most by any Mountain West player on the year ... recorded

his first career touchdown reception against Colorado State (Oct. 29) ... was the Bulldogs' primary kick returner in the final three games of the season ... had a season-best 69 return yards against New Mexico ... had a 25-yard return, the longest return of the season for the sophomore at UNM ... was named the Mountain West Offensive Player of the Week after his performance at Utah State ... became the first Bulldog wideout to earn the honor since Adams in 2013 ... winner of ESPN's Joey Galloway's helmet sticker following the Utah State game ... was the team's Co-Offensive Player of the Game following the Utah State game ... Phil Steele All-Mountain West second team selection.

2019 (FRESHMAN): Appeared in 10 games and made five starts as a true freshman ... was second on the team with 652 all-purpose yards ... recorded 343 rushing yards on 20 carries ... had an additional 196 receiving yards on 15 catches ... totaled three rushing touchdowns ... threw a 36-yard touchdown pass at Hawai'i ... holds the 10th and 14th-longest plays from scrimmage in Fresno State football history with a 79 and 82-yard run this season ... became the first Bulldog to have a 79+ yard run and break into the category since Robbie Rouse had a 94-yard run in 2012 ... owns the top two single-game total offense per play averages in the Mountain West (45.5 vs. UNLV and 32.3 at Hawai'i) ... posted two of the top three single-game yards per rush average in the Mountain West this season (45.5 vs. UNLV and 30.5 at Hawai'i) ... owns the longest rush of the season in the Mountain West with an 82-yard dash against UNLV ... added five kick returns for 113 yards in a four-game stretch ... averaged 22.6 yards per kick return.

HIGH SCHOOL: A versatile athlete who has lined up at wide receiver, running back, quarterback, defensive back and as a returner throughout his high school career at Buchanan High School (2018) and Sanger High School (2015-17) ... primarily a wide receiver with Buchanan, he recorded 22 receptions, three touchdowns and a team-high 565 yards for a 25.7-yard average ... he also rushed for 179 yards and four touchdowns on 25 carries on offense, and recorded two interceptions on defense ... as a sophomore, led Sanger to a 13-1 record and the CIF Division 2-A Regional Final. Recorded over 700 rushing yards and 19 total touchdowns during the season ... listed as an athlete, Cropper is a four-star recruit according to ESPN and a three-star on 247sports ... announced his top five college choices: Boise State, Cal, Fresno State, Utah and Oregon but later changed to a top four of Cal, Utah, Nebraska and Fresno State ... Cropper helped Sanger win the 2016 section Division II championship and reach a state championship game.

PERSONAL: Born in Parlier, Calif. ... son of Aaron Cropper and Lisette Moreno ... has four younger siblings - Marquis, Kaylee, Devin and Kameron ... also recruited by Utah, Oregon, Nebraska, Boise, UCLA and Oregon State ... chose to stay in Fresno because he loves every part of Bulldog football ... majoring in communication.



JALEN CROPPER'S STAT FILE

2021 - Junior	Rushing				Receiving			
	No.	Yds.	TD	Long	Rec.	Yds.	TD	Long
UConn	1	13	0	13	3	87	1	86
at Oregon	1	8	0	8	7	49	1	17
Cal Poly	1	9	0	9	5	70	1	24
at UCLA	1	1	1	1	14	141	1	27
UNLV	2	-1	0	3	10	108	4	26
at Hawai'i	2	-1	0	9	5	73	1	35
at Wyoming	3	4	0	7	4	18	1	9
Nevada	1	1	0	1	7	34	0	12
at San Diego State	1	6	0	6	6	84	0	38
Boise State	1	-8	0	0	3	46	0	27
New Mexico	2	4	0	8	5	41	0	11
at San Jose State	2	24	1	22	7	76	1	29
UTEP	1	16	0	16	9	72	0	24
Totals	19	76	2	22	85	899	11	86

2020 - Sophomore	Rushing				Receiving			
	No.	Yds.	TD	Long	Rec.	Yds.	TD	Long
Hawai'i	0	0	0	0	2	21	0	14
Colorado State	2	15	0	9	4	42	1	24
at UNLV	1	10	0	10	2	14	0	9
at Utah State	0	0	0	0	10	202	3	59
at Nevada	1	2	0	2	7	107	0	32
vs. New Mexico	0	0	0	0	12	134	1	32
Totals	4	27	0	10	37	520	5	59

2019 - Freshman	Rushing				Receiving			
	No.	Yds.	TD	Long	Rec.	Yds.	TD	Long
at USC	4	39	0	13	0	0	0	0
Minnesota	0	0	0	0	0	0	0	0
Sacramento State	1	4	0	4	4	25	0	10
at New Mexico State	5	118	1	79	1	14	0	14
at Air Force	0	0	0	0	1	8	0	8
UNLV	2	91	0	82	0	0	0	0
Colorado State	2	13	0	9	2	7	0	7
at Hawai'i	2	61	1	53	3	62	0	48
Utah State	4	17	1	10	3	87	0	45
San Diego State	0	0	0	0	1	-7	0	0
Totals	20	343	3	82	15	196	0	48

JALEN CROPPER'S CAREER STATS

RUSHING								
	G	ATT	YDS	TD	LG	AVG/C	AVG/G	
2019	10	20	343	3	82	17.1	34.3	
2020	6	4	27	0	10	6.8	4.5	
2021	13	19	76	2	22	4.0	5.8	
TOTAL	29	43	446	5	82	10.4	15.4	

RECEIVING								
	G	REC	YDS	TD	LG	REC/G	AVG/C	AVG/G
2019	10	15	196	0	48	1.5	13.1	19.6
2020	6	37	520	5	59	6.2	14.1	86.7
2021	13	85	899	11	86	6.5	10.6	69.2
TOTAL	29	137	1,615	16	86	4.7	11.8	55.7

KICK RETURN								
	G	NO.	YDS	TD	LG	AVG/R	AVG/G	
2019	10	5	113	0	32	22.6	11.3	
2020	6	9	184	0	25	20.4	30.7	
2021	13	0	0	0	0	0.0	0.0	
TOTAL	29	14	297	0	32	21.2	10.2	

JALEN CROPPER'S SINGLE-GAME BESTS

Carries: 5 (at New Mexico State, 9/28/19)
 All Purpose Yards: 256 (at Utah State, 11/14/20)
 Long Rush: 82 (vs. UNLV, 10/18/19)
 Long Catch: 86 (vs. UConn, 8/28/21)



0

MAC DALENA

WR

x-x | xxx | Jr. | 3rd Year

Fresno, Calif. (San Joaquin Memorial HS)

CAREER GAMES: 19

2021 (SOPHOMORE): Appeared in all 13 games on the season ... got the start at wide receiver in the New Mexico Bowl (Dec. 18) ... was a primary member of the Bulldogs' kickoff unit ... had five total tackles on the year with a season-best two stops at then-No. 13 UCLA ... ran down UCLA's Kazmeir Allen on a kickoff return, a pivotal moment in the game that stopped what would have been a kickoff return for a touchdown but resulted in zero points for UCLA on the ensuing drive.

2020 (FRESHMAN): Played in all six games as a true freshman ... had a fumble recovery on the opening kickoff of the Bulldogs' season opener versus Hawai'i (Oct. 24) ... was the Bulldogs' emergency kicker at Nevada (Dec. 5) ... was 2-of-4 on his PAT attempts that night ... had his first action as a wide receiver against New Mexico (Dec. 12) ... finished the game with four catches for 88 yards and a touchdown ... had a career-long 51-yard reception as his first collegiate catch against the Lobos ... scored his first career touchdown on a 24-yard reception.

HIGH SCHOOL: Rated as a three-star recruit by 247 sports and ESPN ... a three-year varsity wide receiver who accumulated 2,696 receiving yards, averaging 18.1 yards per catch and 65.8 yards per game in his career ... had 149 career receptions and 39 receiving touchdowns, plus one rushing ... added a team-high seven interceptions which were returned 84 yards in 2019 ... was a senior team captain ... helped San Joaquin Memorial to its fifth-most receiving yards in program history (394 yards) with 126 yards of his own in a 28-21 win against Garces Memorial in 2019 - his second most receiving yards of the season ... had nine 100-yard receiving games at San Joaquin Memorial - one as a sophomore and four in his junior and senior years ... had a career-best 203 receiving yards on eight catches in the Panthers' 42-13 win against Stockdale in 2019 ... scored a career-best three receiving touchdowns on 11 receptions for 189 yards in SJM's in-town rivalry game against Bullard High School which Memorial won, 33-31, with 18 points from Dalena ... helped San Joaquin Memorial to a 12-2 record in 2019 - lead the Central Section Division II teams, third in all of the Central Section behind Central High School and Buchanan ... finished his senior year with single season career-bests in receiving yards (1,212), receptions (69), yards per game (86.6) and touchdowns (19) ... helped SJM to two football Valley championship titles and two baseball Valley championship titles ... was the 2018 County/Metro Athletic Conference Offensive Player of the Year in baseball ... helped SJM to 2017, 2018 and 2019 Valley championship titles along with a CMAC and NorCal State Championship in 2018 ... made the 2018 All-Central Section Super 70 All Star team, the 2019 Cal-hi preseason Central Section Football Team and the Preseason Pagmeter All-Star team ... MaxPreps leading touchdown scorer by a receiver in the Central Section with 19 touchdowns ... volunteered with various charity events.

PERSONAL: From Fresno, Calif. ... son of Brian and Lisa Dalena ... younger brother to former Bulldog wide receiver Frank Dalena (2015-19) ... has an older sister Ellie and younger brother Joe ... favorite athlete is Julian Edelman because he is a hard worker and has a simple play style ... biggest athletic thrill is scoring touchdowns ... chose to attend Fresno State because it is his hometown and he has always wanted to play in front of the Valley ... is a communication major at Fresno State.

MAC DALENA'S STAT FILE

MAC DALENA'S CAREER STATS								
RECEIVING	G	REC	YDS	TD	LG	REC/G	AVG/C	AVG/G
2020	6	4	88	1	51	0.7	22.0	14.7
2021	13	0	0	0	0	0.0	0.0	0.0
TOTAL	19	4	88	1	51	0.2	22.0	4.6

TACKLES										
	G	UA	A	TOT	TFL	PD	FF	FR	BLK	QBH
2020	6	0	0	0	0.0-0	0	0	1	0	0
2021	13	5	0	5	0.0-0	0	0	0	0	0
TOTAL	19	5	0	5	0.0-0	0	0	1	0	0

MAC DALENA'S SINGLE-GAME BESTS

Catches: 4 (vs New Mexico, 12/12/20)
 Rec. Yards: 88 (vs New Mexico, 12/12/20)
 Long Reception: 51 (vs New Mexico, 12/12/20)





27

L.J. EARLY

DB

x-x | xxx | Sr.* | 6th Year
Tulare, Calif. (Tulare Western/Bakersfield College)

CAREER GAMES (AT FS): 16

STARTS: 5

2022 (SENIOR*): Utilized the additional year of eligibility approved by the NCAA in the fall of 2020. The NCAA approved a blanket waiver for all 2020 fall sports student-athletes to retain a year of eligibility due to the COVID-19 pandemic.

2021 (SENIOR): Played in all 13 games and had three starts ... saw action as a safety and on special teams ... recorded 33 total tackles, 28 solo stops ... had a career-high seven tackles at Hawai'i (Oct. 2) ... had at least one tackle in all but one game on the season ... grabbed his first career interception at Wyoming (Oct. 16), returned it for 12 yards ... had four broken up passes on the year ... also added 2.0 tackles for loss ... part of a Bulldog defense who only allowed 20.5 points per game this season, while also holding two opponents scoreless. It was the first time since 2017 that a Fresno State team had multiple shutouts in a season ... helped Fresno State to two wins over ranked opponents, both on the road. It was the first time Fresno State defeated two Top 25 opponents in a season for the first time since 2004, and the first time both wins came on the road in the 100 year history of the program.

2020 (R-JUNIOR): Played the final three games of the season after missing the beginning of the year due to injury rehab ... got the start at Nevada (Dec. 5) and against New Mexico (Dec. 12) ... had 12 tackles (nine solo) in the season ... had a career-best five tackles at Utah State ... had three tackles and a broken up pass in his Bulldog debut at Nevada.

2019 (JUNIOR): Redshirted.

PRIOR TO FRESNO STATE: Transferred to Fresno State from Bakersfield College ... appeared in 10 games during the 2018 season ... racked up 33 solo tackles and 14 assisted in 2018 ... averaged 4.7 tackles per game ... had two sacks for a loss of 13 yards for the Renegades ... recorded four interceptions for a return of 36 yards in 2018 ... also had five broken up passes ... was an All-Conference honorable mention selection.

HIGH SCHOOL: A Valley product out of Tulare Western High School ... was a three year varsity team member ... played in 32 career high school games ... totaled 124 tackles with 50 in his senior season ... averaged 4.5 tackles a game in his junior and senior seasons ... had two interceptions for 90 yards as a senior ... helped the Mustangs to a 10-4 record and league championship title as a senior team captain.

PERSONAL: Born in Tulare, Calif. ... son of Louis and Maria Early ... has an older sister, Monica ... enjoys playing video games and lifting weights ... favorite athlete is Cam Newton because of his composure and passion for football ... biggest athletic thrill is getting an interception or a big hit ... chose to attend Fresno State because it was a good fit for him ... is majoring in africana studies.

L.J. EARLY'S STAT FILE

L.J. EARLY'S CAREER STATS											
TACKLES	G	UA	A	TOTAL	TFL	YDS	PD	FF	FR	BLKD	QBH
2020	3	9	3	12	0.0	0	1	0	0	0	0
2021	13	28	5	33	2.0	4	5	0	0	0	0
TOTAL	16	37	8	45	2.0	4	6	0	0	0	0

L.J. EARLY'S SINGLE-GAME BESTS						
INTERCEPTIONS	G	NO.	YDS	TD	LG	AVG/R
2020	3	0	0	0	0	0.0
2021	13	1	12	0	12	12.0
TOTAL	16	1	12	0	12	12.0

Solo Tackles: 7 (at Hawai'i, 10/2/21)
Total Tackles: 7 (at Hawai'i, 10/2/21)
INT: 1 (at Wyoming (10/16/21))



4

EMORYIE EDWARDS

WR

x-x | xxx | Sr. | 5th
Tulare, Calif. (Tulare Union HS)

CAREER GAMES: 16

STARTS: 1

2021 (JUNIOR): Appeared in eight games this season ... had one catch for 19 yards in the season opener against UConn (Aug. 28).

2020 (SOPHOMORE): Inactive for the 2020 season.

2019 (R-FRESHMAN): Saw action in nine games after coming back from an injury ... made one start at wide receiver against Nevada ... totaled 22 receptions for 240 yards and two touchdowns in 2019 ... had a career-best catches in his first game of his career with eight receptions for 70 yards at New Mexico State ... posted 73 receiving yards on four catches a week later at Air Force for a season-high yardage mark ... had at least one reception in seven of nine games ... 2019 Fall Academic All-MW selection.

2018 (FRESHMAN): Did not participate in any games, redshirted.

HIGH SCHOOL: Was a wide receiver at Tulare Union High School ... broke the California Central Section record for career receiving yards, ending his high school career with 4,267 yards to top the previous record of 3,953 ... also broke the Central Section career receptions record with 262 and came within two touchdown receptions of that section record (47) ... named to the 2016 Max Preps California Medium Schools All-State team ... selected for the Fresno Bee All-Area team and the Visalia Times Delta All-Area team in 2016 ... averaged just under 20 yards per reception as a senior with 12 touchdown catches ... topped 260 receiving yards twice, helping his team win the Central Section Div. II championship and advance to the CIF State Division 2-AA Regional Final ... ranked seventh among all California high school players with 1,571 receiving yards as a junior ... was also seventh with 94 receptions and hauled in 19 touchdown passes ... throughout his high school career, Edwards averaged 16.3 yards per reception and recorded more than 4,400 yards of total offense, averaging just under 100 yards per game ... also returned punts as a senior and averaged 16.9 punt return yards ... ranked as one of the top 30 receivers in California by Scout.Com ... was also recruited and received offers from Washington State, Oregon State, Duke, BYU, Air Force and Eastern Washington.

PERSONAL: Born in Tulare, Calif. ... son of Takisha Baker and Tyrone Edwards ... has three brothers, Kaden, Darius and Alonzo, and four sisters, Jaida, Kaylee, Taraji and Kianna ... older sister Kianna plays basketball at Eastern Washington ... former high school teammate of Kazmeir Allen (UCLA), Bryson Allen (Sacramento State) and Brian Wendt (Air Force Academy) ... favorite athlete is Lebron James because he is the king and he makes everyone around him better ... majoring in psychology.

EMORYIE EDWARDS' STAT FILE

EMORYIE EDWARDS' CAREER STATS							
RECEIVING	G	REC	YDS	TD	LG	REC/G	AVG/C
2018	0	0	0	0	0	0.0	0.0
2019	9	22	240	2	39	2.4	10.9
2020	0	0	0	0	0	0.0	0.0
2021	8	1	19	0	19	0.1	19.0
TOTAL	17	23	259	2	39	1.4	11.3

EMORYIE EDWARDS' SINGLE-GAME BESTS

Receptions: 8 (at New Mexico State, 9/28/19)
Receiving Yards: 73 (at Air Force, 10/12/19)
Long Reception: 39 (at Air Force, 10/12/19)





16

RIAN FIELDS

NKL

x-x | xxx | Sr. | 5th Year
Irvine, Calif. (Irvine HS)

CAREER GAMES: 19

CAREER STARTS: 1



10

LOGAN FIFE

QB

x-x | xxx | So. | 3rd Year
Tracy, Calif. (Tracy HS)

CAREER GAMES: 1

2021 (JUNIOR): Appeared in nine games ... was the starting husky at Wyoming (Oct. 16) ... had two total tackles this season, one against Cal Poly (Sept. 11) and the other at Wyoming ... recorded a broken up pass in the end zone at San Jose State (Nov. 25) ... part of a Bulldog defense who only allowed 20.5 points per game this season, while also holding two opponents scoreless. It was the first time since 2017 that a Fresno State team had multiple shutouts in a season ... helped Fresno State to two wins over ranked opponents, both on the road. It was the first time Fresno State defeated two Top 25 opponents in a season for the first time since 2004, and the first time both wins came on the road in the 100 year history of the program.

2020 (SOPHOMORE): Played in three games ... had play time versus Colorado State (Oct. 29), at Nevada (Dec. 5) and versus New Mexico (Dec. 12) ... was primarily on kickoff coverage ... did not record a stat ... was the team's scout team defensive player of the week for week 2 ... named to the Fall Academic All-Mountain West team.

2019 (R-FRESHMAN): Appeared in seven games ... assisted a tackle at New Mexico State on Sept. 28.

2018 (FRESHMAN): Did not participate in any games, redshirted.

HIGH SCHOOL: Attended Irvine HS ... recorded 40 solo tackles and 21 assisted ... had 5.5 sacks and four TFLs ... caused four fumbles and recovered three ... chalked four pass deflections ... was named defensive player of the year as a freshman ... second team All-League as a sophomore ... two time first team All-Pacific Coast league ... participated in the North vs. South All-Star game ... was tabbed as most valuable player at the conclusion of his senior season.

PERSONAL: Born in Bellflower, Calif. ... son of Felicia Guytan and Brian Fields Sr. ... has two brothers, Brian and Khidhar, and one sister, Samiyah ... favorite athlete is Kam Chancellor because he has passion and aggression for the game ... biggest athletic thrill was winning the rivalry game against Irvine HS' rival during his junior season ... studying kinesiology-exercise science at Fresno State.

RIAN FIELDS' STAT FILE											
RIAN FIELDS' CAREER STATS											
TACKLES	G	UA	A	TOTAL	TFL	YDS	PD	FF	FR	BLKD	QBH
2019	7	0	1	1	0.0	0	0	0	0	0	0
2020	3	0	0	0	0.0	0	0	0	0	0	0
2021	9	1	1	2	0.0	0	1	0	0	0	0
TOTAL	19	1	2	3	0.0	0	1	0	0	0	0
RIAN FIELDS' SINGLE-GAME BESTS											
Solo Tackles: 1 (vs Cal Poly, 9/11/21)											
Total Tackles: 1 (2x)											

2021 (R-FRESHMAN): Appeared in the season opener against UConn (Aug. 28) in relief of Jake Haener ... was 7-of-13 with one interception and one touchdown against the Huskies ... added 13 yards on four rushing attempts in the run game ... passed for his first collegiate touchdown on a 1-yard pass to Raymond Pauwels ... had a career-long 13-yard pass.

2020 (FRESHMAN): Did not see game action.

HIGH SCHOOL: Dual-threat quarterback with a powerful arm and quick legs, Fife threw for 2,230 as a senior quarterback at Tracy High School ... was 129-of-258 in his senior season, finishing with a 50.0 completion percentage ... threw 22 touchdowns and averaged 202.7 yards per game ... rushed for 362 yards and seven touchdowns in 2019 ... in his three-year varsity career, Fife threw for 6,326 total yards and 67 touchdowns with his best passing performance coming in his junior season with 2,315 yards and 28 touchdowns ... added 702 rushing yards and 20 rushing touchdowns in his varsity career ... in his first season as a starting quarterback (2017), Fife ran for 455 yards and five touchdowns ... rated the 40th best dual-threat prospect in the class by 247Sports ... rated a three-star quarterback by ESPN ... was a two-time first team All-League selection ... also earned a second team All-League pick ... also recruited by and received an offer from Cal Poly ... volunteered with the Boys and Girls Club and various other volunteer groups.

PERSONAL: From Tracy, Calif. ... son of Gary and Natalie Fife ... has two siblings, Hayley and Carson ... favorite athlete is Russell Wilson because he looks up to him as a quarterback, says he is very humble and a confident leader ... biggest athletic thrill is playing the game of football because there is so much adrenaline involved ... chose to attend Fresno State because it felt like a comfortable environment, he liked the staff and has always been a fan of Fresno State football. He also said it was a great program, and Fresno State has the right major he wanted to study ... majoring in agriculture business.

LOGAN FIFE'S GAME-BY-GAME											
LOGAN FIFE'S CAREER STATS AT FS											
RUSHING	G	ATT	YDS	TD	LG	AVG/C	AVG/G				
2021	1	4	13	0	7	3.2	13.0				
TOTAL	1	4	13	0	7	3.2	13.0				
PASSING	G	ATT	CMP	INT	YDS	TD	LG	PCT	AVG/P	AVG/G	EFFIC
2021	1	13	7	1	51	1	13	53.8	3.9	51.0	96.8
TOTAL	1	13	7	1	51	1	13	53.8	3.9	51.0	96.8
TOTAL OFFENSE	G	RUSH	PASS	TOTAL	AVG/G						
2021	1	13	51	64	64.0						
TOTAL	1	13	51	64	64.0						
LOGAN FIFE'S SINGLE-GAME BESTS											
Passing Yards: 51 (vs UConn, 8/28/21)											
Passing TDs: 1 (vs UConn, 8/28/21)											
Pass Attempts: 13 (vs UConn, 8/28/21)											
Pass Completions: 7 (vs UConn, 8/28/21)											
Long Pass: 13 (vs UConn, 8/28/21)											
Rushing Yards: 13 (vs UConn, 8/28/21)											
Rushing Attempts: 4 (vs UConn, 8/28/21)											
Long Rush: 7 (vs UConn, 8/28/21)											





71

ROLAN FULLWOOD

OL

x-x | xxx | RFr. | 2nd Year
Long Beach, Calif. (Lawndale HS)

2021 (FRESHMAN): Did not see game action ... redshirted.

HIGH SCHOOL: Helped Lawndale High School to a 3-0 record in its spring 2021 season ... Rated a three star offensive lineman on 247Sports ... participated in the 2020 Winner Circle Top 100 Showcase ... received an invite to play at the Under Armour All-American Camp ... was considered one of the best offensive line pickups for the Bulldogs in the last decade ... rated as the No. 60 offensive guard in the country, and with a .8416 rating in the 24/7 Composite ... had offers from USC, Kansas, UNLV, SDSU, and Nevada.

PERSONAL: From Long Beach, California ... son of Nadra Fullwood ... has 11 siblings - Rohan, Andrew, Kavell, Karmella, Ashley, Donte, Chris, Jermain, Carla, Carl, and Aaden ... enjoys cooking and playing basketball ... favorite athlete is LeBron James because of his athleticism ... chose to attend Fresno State because it was a good distance from home and it was the best fit for him ... has not declared a major.



94

JULIUS GANDY

DL

x-x | xxx | RFr. | 2nd
Watsonville, Calif. (Pacheco HS)

2021 (FRESHMAN): Did not see game action ... redshirted.

HIGH SCHOOL: Attended Pacheco High School in Los Banos, Calif. ... played as a defensive end, defensive tackle and a tight end ... earned academic honors for high grade point average ... was a member of the BSU Club.

PERSONAL: From Watsonville, Calif. ... son of Will and Sally Gandy ... has five siblings ... father played football at San Jose State ... favorite athlete is Sean Taylor because of the way he loved his family and how he played the game ... chose to attend Fresno State because it is a Division I school, a great football program and it is close to home ... majoring in kinesiology.



2

ELIJAH GATES

DB

x-x | xxx | Sr.* | 6th Year
Pasadena, Calif. (Buena Park HS/UCLA)

CAREER GAMES (AT FS): 10

STARTS: 9

2022 (SENIOR*): Utilized the additional year of eligibility approved by the NCAA in the fall of 2020. The NCAA approved a blanket waiver for all 2020 fall sports student-athletes to retain a year of eligibility due to the COVID-19 pandemic.

2021 (SENIOR): Appeared in 10 games, and started nine ... quickly became a critical part of the Bulldog defense in his first season, finishing with 38 total tackles (29 solo), 3.0 tackles for loss, one fumble recovery, one interception and six broken up passes ... had at least one tackle in every game played ... recorded eight multi-tackle games ... had a season-high seven stops against UTEP in the New Mexico Bowl (Dec. 18) ... had his lone fumble recovery of the season at Wyoming (Oct. 16) ... had a season-high two broken up passes at then-No. 13 UCLA ... had a season-high 2.0 TFL against Cal Poly (Sept. 11) ... had his first interception as a Bulldog in the bowl game ... was named the PUBG Mobile New Mexico Bowl Defensive Most Valuable Player ... part of a Bulldog defense who only allowed 20.5 points per game this season, while also holding two opponents scoreless. It was the first time since 2017 that a Fresno State team had multiple shutouts in a season ... helped Fresno State to two wins over ranked opponents, both on the road. It was the first time Fresno State defeated two Top 25 opponents in a season for the first time since 2004, and the first time both wins came on the road in the 100 year history of the program.

PRIOR TO FRESNO STATE: Joins the Fresno State football team after spending four seasons at UCLA ... earned honor roll recognition in four semesters at UCLA ... volunteered with the Boys and Girls Club of Pasadena ... was the Pasadena Black History Parade's Grand Marshall in 2020 ... (2020) Saw action in all 7 games ... played on special teams and as a reserve in the secondary ... tied for the team lead with two interceptions ... picked off passes in games against Arizona and Stanford. (2019) Saw action in 12 games, with four starts (Cincinnati, San Diego State, Oklahoma, USC) ... finished sixth on the team with 37 tackles ... recovered two fumbles ... credited with three pass defenses ... tied for fifth-best in the Pac-12 in fumble recoveries/game (0.17). (2018) Saw action in all 12 games and made six starts in the last six games of the season ... seventh on the team in tackles (39) ... fourth on the team in passes defended (5) ... had a season-high six tackles and made his first career interception in the win over Arizona ... credited with at least three tackles in eight games. (2017) Did not see game action in his first year in the program.

HIGH SCHOOL: Attended Buena Park High School in Buena Park, California ... listed as a four-star recruit by Scout.com, ESPN.com and Rivals.com ... Scout's No. 5-ranked cornerback prospect in the West and No. 26 on the West 150 List ... No. 13 on the Scout.com California 100 List ... No. 111 on the Scout 300 List and No. 12 cornerback prospect in the nation ... No. 31 recruit on Rivals.com California 100 List and No. 21 cornerback in the nation ... No. 232 on the Rivals.com 250 List ... PrepStar All-American and No. 275 on the national list ... as a senior, he made three interceptions and was named All-CIF Div. III and Freeway League MVP ... also returned kicks and caught 27 passes for 363 yards and two touchdowns ... as a junior, he caught 33 balls for 747 yards and 10 touchdowns and was named Buena Park HS's Rookie of the Year ... attended Alemany HS as a sophomore and freshman ... named Co-MVP Defensive Player as a sophomore ... set a record with nine interceptions, three returned for scores, as a freshman ... was named Freshman Defensive MVP.

PERSONAL: From Pasadena, California ... son of Greg and Christy Gates ... has two older brothers and two older sisters ... chose to attend Fresno State because of the culture and winning mindset. He says that the Fresno State history is extensive and has winning in their veins. He liked the Bulldog mentality ... is enrolled in the graduate program in Education Curriculum and Instruction at Fresno State ... earned his degree in African American studies from UCLA.



ELIJAH GATES' STAT FILE

2021 - Senior	Tackles			TFL-Yds	INT-Yds	FF	FR	PBU
	UA	A	Total					
UConn	3	1	4	0.0-0	0-0	0	0	0
at Oregon	3	1	4	0.0-0	0-0	0	0	1
Cal Poly	4	0	4	2.0-4	0-0	0	0	1
at UCLA	4	1	5	0.0-0	0-0	0	0	2
UNLV	4	1	5	0.0-0	0-0	0	0	0
at Wyoming	3	0	3	0.0-0	0-0	0	1	1
Nevada	3	1	4	1.0-3	0-0	0	0	0
New Mexico	1	0	1	0.0-0	0-0	0	0	0
at San Jose State	0	1	1	0.0-0	0-0	0	0	1
UTEP	4	3	7	0.0-0	1-0	0	0	0
Totals	29	9	38	3.0-7	1-0	0	1	6

ELIJAH GATES' CAREER STATS

TACKLES	G	UA	A	TOTAL	TFL	YDS	PD	FF	FR	BLKD	QBH
2021	10	29	9	38	3.0	7	7	0	1	0	0
TOTAL	10	29	9	38	3.0	7	7	0	1	0	0

INTERCEPTIONS	G	NO.	YDS	TD	LG	AVG/R	AVG/G
2021	10	1	0	0	0	0.0	0.0
TOTAL	10	1	0	0	0	0.0	0.0

ELIJAH GATES' SINGLE-GAME BESTS

Solo Tackles: 4 (4x, last vs UTEP - 12/18/21)

Total Tackles: 7 (vs UTEP, 12/18/21)

INT: 1 (vs UTEP, 12/18/21)



34

FRANKCO GRATTON JR.

DE

x-x | xxx | RFr. | 2nd Year
Seattle, Wash. (Rainer Beach HS)**2021 (FRESHMAN):** Did not see game action ... redshirted.

HIGH SCHOOL: Attended Rainier Beach High School in Seattle, Washington ... was an All-Metro defensive end second team selection in 2018 ... rated as a three star linebacker recruit by 247Sports ... helped Rainier Beach HS to a 6-4-1 record in 2019 ... a versatile athlete who helped a young, inexperienced Rainier Beach basketball team make a run to the 3A state semifinals in 2019 ... volunteered with feeding the homeless around the holidays.

PERSONAL: From Seattle, Washington ... son of Frankco Gratton Sr. and Michelle Gonzales ... has four siblings - Ny'Ceaha, Jachell, Ayanna and Josiana ... favorite athlete is Reggie White ... biggest athletic thrill is getting a sack ... was also recruited by Eastern Washington, Washington, Washington State, San Diego State and Boise State ... chose to attend Fresno State because he loves it and felt like the coaches took a chance on him. He wants to work hard to show the staff that they made the right choice ... intends to major in agriculture business.



49

ELIJAH GILLIAM

RB

x-x | xxx | So. | 3rd Year
Las Vegas, Nev. (Bishop Gorman HS)

CAREER GAMES: 1

2021 (R-FRESHMAN): Did not see game action.

2020 (FRESHMAN): Appeared in the season finale against New Mexico (Dec. 12) ... did not record a stat ... was the team's offensive and special team scout team player of the week for the week leading up to game 5.

PERSONAL: Health major at Fresno State.

24

CHRISHAWN GORDON

DB

x-x | xxx | Jr. | 4th Year
Oceanside, Calif. (Valley Center HS/Dixie State/Butte College)

CAREER GAMES: 2

2021 (SOPHOMORE): Appeared in two games ... had two tackles against Cal Poly (Sept. 11) ... also saw game action at Hawai'i (Oct. 2).

PRIOR TO FRESNO STATE: Gordon attended Dixie State (2019) and Butte College (2020) prior to joining the Fresno State roster ... at Dixie State, Gordon appeared in four games as a true freshman ... after one season at Dixie State, Gordon opted to transfer to Butte College ... with COVID-19, Butte College did not have a season in 2020.

HIGH SCHOOL: Attended Valley Center High School ... earned first team All-League and second team All-State and All-CIF honors ... also competed in track and field ... graduated in June 2019 ... Gordon also spent some time at El Camino High School.

PERSONAL: From Oceanside, California ... son of Edward and Laevonne Gordon ... favorite athlete is Jalen Ramsey ... chose to attend Fresno State because they gave him an opportunity, when others wouldn't ... has not declared a major.





9

JAKE HAENER

QB

x-x | xxx | Sr.* | 6th Year
Danville, Calif. (Monte Vista HS/Washington)

CAREER GAMES (AT FS): 19

STARTS: 19

2022 (SENIOR): Utilized the additional year of eligibility approved by the NCAA in the fall of 2020. The NCAA approved a blanket waiver for all 2020 fall sports student-athletes to retain a year of eligibility due to the COVID-19 pandemic.

2021 (SENIOR): All-Mountain West second team quarterback ... Davey O'Brien Award semifinalist ... was Fresno State's starting quarterback in all 13 games on the season ... threw for 4,096 yards and 33 touchdowns ... was 329-of-490 in his pass attempts ... had nine interceptions ... ranked No. 8 in the FBS in passing yards per game, averaging 315.1 a game ... was No. 9 in the FBS in passing yards (4,096) and in completions per game (25.31) ... ranked No. 11 among FBS players in total offense per game (316.5 yds/game) and passing touchdowns (33) ... ranked No. 14 in the FBS in points responsible for (218) and was No. 15 in points responsible for per game (16.8) ... was No. 18 in completion percentage among FBS players (0.671) ... finished No. 24 in the FBS in passing efficiency (155.91) ... was No. 34 in yards per attempt (8.36) and No. 54 in yards per completion (12.45) ... ranked second in the Mountain West in total offense, total offensive plays, total offensive yards, total touchdowns, passing yards, passing yards per game, pass attempts, and pass completions ... was No. 9 in the conference in pass efficiency ... was No. 7 in the MW in pass completion percentage ... was No. 3 in the MW in passing touchdowns ... his passing yards in 2021 marked just the fourth time a Bulldog quarterback surpassed 4,000 yards passing in a season - joining Derek Carr and David Carr as the only Bulldogs to do so ... his 329 completions and 490 attempts were each the fourth-most in a single season in program history ... his .671 passing completion percentage is the fourth best in a season in program history ... 33 touchdown passes are the fourth-most in a season in program history ... had eight 300-yard passing performances on the year, a mark that is third-most in a season by a Bulldog quarterback ... had one 400-yard passing performance ... threw for 455 yards on 39-of-53 attempts at then-No. 13 UCLA (Sept. 18) ... his performance that night at the Rose Bowl will be one that is remembered forever in the history books as he led the Bulldogs to a 40-37 victory while battling injury. Haener's 39 completions were the fifth-most in a game, his 53 attempts were the 11th most, and his 455 yards passing are the 12th most in a game in program history ... had a career-best five touchdown passes against UNLV (Sept. 24), the third-most in a game in program history and second-most among MW quarterbacks this season ... had a career-long 86-yard touchdown pass in the season-opener against UConn (Aug. 28). It was the 10th longest touchdown pass in program history ... was responsible for six touchdowns against Cal Poly (four pass, two rush), the most by a player in the conference this season ... had five touchdown passes of 50 or more yards ... named to the Davey O'Brien Quarterback Class of 2021 ... received two Great 8 recognitions (Sept. 20, Sept. 27) by the Davey O'Brien organization ... midseason addition to the Manning Award watch list ... midseason addition to the Maxwell Award watch list ... named Mountain West Offensive Player of the Week after his performance at UCLA (Sept. 20) ... nominated team captain for the season ... received an invitation to the Reese's Senior Bowl, the first Bulldog to receive an invite since Derek Carr ... Fresno State's offense ranked in the Top 30 in the FBS in total offense (No. 14), passing offense (No. 9), first down offense (No. 14), team passing efficiency (No. 18), scoring offense (No. 26) and red zone offense (No. 30) under Haener's direction ... helped Fresno State to two wins over ranked opponents, both on the road. It was the first time Fresno State defeated two Top 25 opponents in a season for the first time since 2004, and the first time both wins came on the road in the 100 year history of the program.

2020 (JUNIOR): All-Mountain West honorable mention quarterback ... led the Mountain West and was No. 4 in the NCAA in passing average per game with a 336.8 yard clip ... also led the league and was No. 6 in the NCAA in total offense (339.8 yards/game) ... was No. 2 in the Mountain West and No. 19 in the NCAA with a 153.4 pass efficiency ... ranked No. 6 in the NCAA with 25 completions per game ... No. 16 in the FBS in yards per pass attempt (8.71) ... ranked No. 20 in points responsible per game (17.3), No. 26 in passing yards per completion (13.47), No. 26 in completion percentage and No. 42 in passing touchdowns and passing yards in the NCAA ... led the Fresno State offense to the top passing and total offense in the Mountain West ... the Bulldog offense ranked No. 5 in passing offense and No. 17 in total offense in the NCAA ... was the starter for all six games this season ... completed 150 of 232 passes ... had 2,021 passing yards ... threw for 14 touchdowns ... averaged 336.8 yards per game ... had a .647 completion percentage, the ties for fifth-best in a single season in program history ... added 57 runs for a net of 18 yards ... had

three rushing touchdowns ... had a career-long 71-yard pass at Utah State (Nov. 14) ... had four 300-yard passing games and ties for sixth-most all-time for most 300-yard passing games in a season ... his four 300-yard passing games puts him tied for sixth-most in a career ... he had two 400-yard passing games this season - at Utah State and at Nevada (Dec. 5) ... is one of four players to have multiple 400-yard passing games in a season at Fresno State ... ties for fourth in most 400-yard passing games in a career, after just one season with the 'Dogs ... one of eight players in Mountain West history to have consecutive 400-yard passing games. Haener had 422 yards at Utah State (Nov. 12) and 485 at Nevada (Dec. 5) ... had 41 completions on 65 attempts at Nevada ... his 41 completions and 65 attempts are each the third-most in a game in program history in the respective categories ... those numbers were also enough to tie for fourth-most in Mountain West history ... had the eighth- (at Nevada), 16th- (at Utah State) and 47th-best (vs. New Mexico) passing performances in program history ... led Fresno State to 105 total offensive plays at Nevada, the most in program history ... was responsible for 76 of the Bulldogs' 105 offensive plays versus the Pack. His 76 plays are the third-most in MW history and most since 2015 ... he now holds the MW record for most offensive plays by a junior QB, passing the previous mark of 71 in 2013 ... posted 502 total offensive yards against Nevada for a conference best this season ... carried Fresno State to the top passing offense and top total offense in the Mountain West ... Fresno State was second in the MW in scoring offense under Haener ... had two punts for 72 yards, with one landing inside the 20, at Nevada ... named the team's Co-Offensive Skill Player of the Game against Utah State ... was the team's Offensive Skill Player of the Game against Nevada ... voted a team captain by his teammates ... Phil Steele All-Mountain West third team selection ... named to the Fall Academic All-Mountain West team.

2019: Joined Fresno State football team on Sept. 4 ... had to sit out the 2019 season due to NCAA transfer rules.

PRIOR TO FRESNO STATE: (2018) Played in four games ... made his UW debut in the win over North Dakota, going 7-for-7 for 110 yards and a touchdown, a 12-yard pass to Ty Jones ... also saw action late in the BYU game ... 1-for-4 for 11 yards in the game at California ... 1-for-2 passing in the Husky win over Oregon State. **(2017)** Did not see any game action during the 2017 season ... redshirted ... earned the Bob Jarvis Offensive Scout Squad MVP award at the UW postseason awards banquet.

HIGH SCHOOL: Named the first-team quarterback on the All-Bay Area Preps team following senior year ... also first-team All-North Coast Section and All-East Bay Athletic League ... also the All-NorCal first-team quarterback ... finished career with 8,464 yards on 597-for-977 passing, with a school-record 90 touchdowns and 24 interceptions over three years and 35 games ... as a senior, led the Mustangs to a 12-1 record and the CIF North Coast Section Division I championship ... completed 170-for-279 for 2,976 yards, 37 touchdowns and just eight interceptions as a senior ... also rushed for six scores ... threw multiple TD passes in 12 of 13 games, and three or more eight times in 2016 ... in 2015, team went 7-4 and played in the CIF NCS Division I quarterfinals ... as a junior, went 208-for-321 for 3,005 yards, 35 TDs and just six interceptions ... as a sophomore, threw for 2,483 yards on 219-for-377 passing, with 18 TDs and 10 picks ... PrepStar All-West Region ... ranked the No. 53 quarterback in the nation by scout.com ... ranked the No. 20 (rivals.com) and No. 31 (247sports.com) pro-style QB prospect ... ESPN's No. 28 "pocket passer" ... mother and grandfather both attended the UW ... played for coach Craig Bergman.

PERSONAL: Son of Ryan and Julie Haener ... has a younger brother, Kyle ... chose to attend Fresno State because his dad grew up in Fresno and he had a lot of family and friends here ... said coming to Fresno State was an easy choice for him ... recruited out of high school by many Pac-12 schools, Wake Forest and North Carolina ... is a communications major at Fresno State.



JAKE HAENER IN THE FRESNO STATE RECORD BOOK

CAREER PASSING YARDS

1.	Derek Carr, 2009-13	12,842
2.	Kevin Sweeney, 1983-86	10,808
3.	Paul Pinegar, 2002-05	10,136
4.	Mark Barsotti, 1988-91	8,093
5.	David Carr, 1997-01	7,849
6.	Trent Dilfer, 1991-93	7,631
7.	Tom Brandstater, 2005-08	6,857
8.	Billy Volek, 1996-99	6,532
9.	Marcus McMaryion, 2017-18	6,355
10.	Jake Haener, 2020-21	6,117

CAREER PASS COMPLETIONS

1.	Derek Carr, 2009-13	1,086
2.	Paul Pinegar, 2002-05	848
3.	Kevin Sweeney, 1983-86	740
4.	David Carr, 1997-01	587
5.	Tom Brandstater, 2005-08	584
6.	Billy Volek, 1996-99	578
7.	Mark Barsotti, 1988-91	559
8.	Trent Dilfer, 1991-93	511
	Marcus McMaryion, 2017-18	511
10.	Jake Haener, 2020-21	479

CAREER PASS COMPLETION PERCENTAGE

**Minimum 300 Attempts*

1.	Derek Carr, 2009-13	.666	1086-of-1630
2.	Jake Haener, 2020-21	.663	479-of-722
3.	Marcus McMaryion, 2017-18	.657	511-of-778
4.	Jorge Reyna, 2017-19	.647	244-of-377
5.	David Carr, 1997-01	.628	587-of-934

CAREER PASS ATTEMPTS

1.	Derek Carr, 2009-13	1,630
2.	Paul Pinegar, 2002-05	1,405
3.	Kevin Sweeney, 1983-86	1,355
4.	Mark Barsotti, 1988-91	1,031
5.	Tom Brandstater, 2005-08	990
6.	Billy Volek, 1996-99	962
7.	David Carr, 1997-01	934
8.	Trent Dilfer, 1991-93	865
9.	Marcus McMaryion, 2017-18	778
10.	Jake Haener, 2020-21	722

CAREER TOUCHDOWN PASSES

1.	Derek Carr, 2009-13	113
2.	Paul Pinegar, 2002-05	84
3.	David Carr, 1997-01	70
4.	Kevin Sweeney, 1983-86	69
5.	Billy Volek, 1996-99	57
6.	Trent Dilfer, 1991-93	53
7.	Mark Barsotti, 1988-91	50
8.	Tom Brandstater, 2005-08	47
	Jake Haener, 2020-21	47

MOST GAMES WITH 4 OR MORE TD PASSES (CAREER)

1.	Derek Carr, 2009-13	14
2.	David Carr, 1997-01	7
3.	Jake Haener, 2020-21	4
4.	Marcus McMaryion, 2017-18	3

MOST GAMES WITH 5 OR MORE TD PASSES (CAREER)

1.	Derek Carr, 2009-13	8
2.	David Carr, 1997-01	3
3.	Billy Volek, 1996-99	1
	Jim Arellanes, 1995-96	1
	Jeff Tedford, 1981-82	1
	Bill Yancy, 1978	1
	Jake Haener, 2020-21	1

MOST 300-YARD PASSING GAMES (CAREER)

1.	Derek Carr, 2009-13	20
2.	David Carr, 1997-01	13
3.	Jake Haener, 2020-21	12
4.	Paul Pinegar, 2002-05	10

MOST 400-YARD PASSING GAMES (CAREER)

1.	Derek Carr, 2009-13	11
2.	Trent Dilfer, 1991-93	4
3.	David Carr, 1997-01	3
	Jake Haener, 2020-21	3

JAKE HAENER'S GAME-BY-GAME

2021 - Senior	Rushing				Passing					
	Att.	Yds.	TD	Lg	Cmp	Att	Int	Yds	TD	Lg
UConn	2	7	0	4	20	26	0	331	3	86
at Oregon	9	-8	1	11	30	43	0	298	1	39
Cal Poly	3	11	2	8	17	22	0	380	4	62
at UCLA	13	-27	0	11	39	53	1	455	2	31
UNLV	4	12	0	9	30	42	1	378	5	55
at Hawai'i	9	36	0	28	28	50	4	388	3	65
at Wyoming	3	12	0	8	15	28	0	96	2	26
Nevada	3	-10	0	2	26	38	0	256	2	42
at San Diego St.	3	-11	0	4	25	42	0	306	1	69
Boise State	9	-16	0	10	22	38	3	279	2	39
New Mexico	8	-6	0	7	24	31	0	300	3	78
at San Jose St.	2	3	0	2	27	36	0	343	4	45
vs UTEP	3	2	0	2	26	41	0	286	1	37
TOTALS	71	5	3	28	329	490	9	4096	33	86

2020 - Junior	Rushing				Passing					
	Att.	Yds.	TD	Lg	Cmp	Att	Int	Yds	TD	Lg
Hawai'i	13	37	0	16	17	31	3	289	1	51
Colorado State	9	-37	0	2	22	32	0	311	3	38
at UNLV	7	79	1	54	15	23	0	164	1	33
at Utah State	7	-15	0	6	29	38	1	422	4	71
at Nevada	11	17	1	12	41	65	0	485	2	33
vs. New Mexico	10	-63	1	5	26	43	3	350	3	51
TOTALS	57	18	3	54	150	232	5	2021	14	71

2018 - RS Freshman	Rushing				Passing					
	Att.	Yds.	TD	Lg	Cmp	Att	Int	Yds	TD	Lg
North Dakota	0	0	0	0	7	7	0	110	1	43
BYU	0	0	0	0	0	0	0	0	0	0
at California	0	0	0	0	1	4	1	11	0	11
Oregon State	1	-9	0	0	1	2	0	-14	0	0
TOTALS	1	-9	0	0	9	13	1	107	1	43

JAKE HAENER'S CAREER STATS AT FS

RUSHING	G	ATT	YDS	TD	LG	AVG/C	AVG/G
2020	6	57	18	3	54	0.3	3.0
2021	13	71	5	3	28	0.1	0.4
TOTAL	19	128	23	6	54	0.2	1.2

PASSING	G	ATT	CMP	INT	YDS	TD	LG	PCT	AVG/P	AVG/G	EFFIC
2020	6	232	150	5	2021	14	71	64.7	8.7	336.8	153.4
2021	13	490	329	9	4096	33	86	67.1	8.4	315.1	155.9
TOTAL	19	722	479	14	6117	47	86	66.3	8.5	321.9	155.1

TOTAL OFFENSE	G	RUSH	PASS	TOTAL	AVG/G
2020	6	18	2021	2039	339.8
2021	13	5	4096	4101	315.5
TOTAL	19	23	6117	6140	323.2

SCORING	G	TD	RUSH	PASS	RETN	PAT	2PAT	FG	TOTAL	AVG/G
2020	6	3	3	0	0	0	0	0	18	3.0
2021	13	3	3	0	0	0	0	0	18	1.4
TOTAL	19	6	6	0	0	0	0	0	36	1.9

JAKE HAENER'S SINGLE-GAME BESTS

Passing Yards: 485 (at Nevada, 12/5/20)
 Passing TDs: 5 (vs UNLV, 9/24/21)
 Pass Attempts: 65 (at Nevada, 12/5/20)
 Pass Completions: 41 (at Nevada, 12/5/20)
 Long Pass: 86 (vs UConn, 8/28/21)
 Rushing Yards: 79 (at UNLV, 11/7/20)
 Rushing Attempts: 13 (vs Hawai'i, 10/24/20)
 Long Rush: 54 (at UNLV, 11/7/20)





3
ALZILLION HAMILTON **DB**
 x-x | xxx | RFr. | 2nd Year
 Castro Valley, Calif. (Hayward HS)
 CAREER GAMES: 2

2021 (FRESHMAN): Appeared in two games - Boise State (Nov. 6) and San Jose State (Nov. 25) ... did not record a stat ... maintained a redshirt season.

HIGH SCHOOL: Attended Hayward High School ... rated a three star recruit by 247Sports ... had 36 tackles, 4.0 TFL and one sack in his two year varsity career ... added four interceptions which he returned for a total of 133 yards in 2019 ... had 10 passes defended and had one fumble recovery in his two years on varsity .. was also a key offensive player and special teams player at Hayward HS ... Hayward HS recorded a 10-2 campaign in 2019 - its most wins since a 12-2 season in 2006 - while going a perfect 6-0 in league play to capture a West Alameda County Shoreline Division crown. Hamilton was an integral part of that success, leading the team in both receiving yards and interceptions ... ranked as 247Sports' No. 145 cornerback nationally and No. 167 overall 2021 recruit in California ... also played baseball ... received offers from San Diego State, New Mexico, Wyoming, Nevada and San Jose State.

PERSONAL: From Hayward, California ... son of Alfonso and Ukisha Hamilton ... has three siblings - Alfonso Jr., Alonso and Aleesha ... biggest athletic thrill is when he got a one-handed interception against the team's rivals ... chose to attend Fresno State because it was close to home and he loves the team ... intends to major in business.



13
JAYLEN HENDERSON **QB**
 x-x | xxx | RFr. | 2nd Year
 Los Angeles, Calif. (Chaminade HS)
 CAREER GAMES: 3

2021 (FRESHMAN): Saw action in three games as a true freshman ... was 5-of-8 for 49 yards on his pass attempts ... ran for 68 yards on 14 carries ... led all quarterbacks with 68 rushing yards ... had 44 yards passing and 62 yards rushing in his collegiate debut against UConn (Aug. 28) ... also played against Hawai'i (Oct. 2) and San Jose State (Nov. 25) ... maintained a redshirt season.

HIGH SCHOOL: Attended Chaminade High School ... during his shortened five game senior season (spring 2021), Henderson was the Mission Leagues leading passer and QB Rusher ... Henderson threw for 1,402 yards, 15 touchdowns & rushed for 345 yards with one touchdown and one interception ... 68 percent passing ... signature win vs. Alemany, 378 total yards, five touchdowns, received the Garry Paskwicz Player of the Game Award ... named Mission League MVP ... two-time Daily Breeze Player of the Game ... Offensive Player of the Year ... Cal Hi- Sports First Team All-State ... finished as League Champions ... 2019 junior season...2,664 passing yards and 20 touchdowns... he averaged 204.9 yards passing per game ... was 178-of-295 in 13 games with a 60.3 percent passing clip ... also had 111 carries for 767 yards rushing and five touchdowns on the ground ... averaged 263.9 total offensive yards per game in 2019 ... had 3,431 total yards that season ... ranked as the No. 24 dual threat QB in the country ... was a first team all-mission league quarterback ... an All-Area, All-State and All-CIF Southern Section honoree ... led the team to a Southern Section Div. 2 finals appearance ... attended Narbonne High School before transferring to Chaminade. Had over 1,300 passing yards in his time at Narbonne - a City Section Championship team ... 4.0 GPA student ... played basketball and helped the team to a state championship appearance ... Offers from Vanderbilt, Northwestern, Louisville, Yale, Harvard, Columbia, Dartmouth, Rice, Navy, Army, USF, Northern Arizona, Fordham, Coastal Carolina, Bucknell, Georgetown, Howard, So. Miss Univ. and The College of William & Mary. He held Mountain West offers from Boise State, San Diego State, New Mexico, Utah State, Colorado State, Hawaii, Air Force and San Jose State.

PERSONAL: From Los Angeles, Calif.... son of Jamie and Shirell Henderson ... has three siblings - KaRonn, Miya & Brittiana ... has ties to the 'Dogs, being the younger cousin of former defensive captain and WAC Defensive Player of the Year, Chris Carter ... cousin David Carter & Alterraun Verner both played football collegiately at UCLA and went on to have NFL careers with the Arizona Cardinals and Tennessee Titans ... an advocate for his sister's childhood cancer foundation (BrittiCares) which has supported over 10,000 patients and family members through its programs, named after his sister Brittiana that passed away from cancer at the age of 13 (respectively why he wears the jersey number) ...enjoys video games and chess ... favorite athlete is Kobe Bryant because of his drive and mindset ... biggest athletic thrill is winning games as the underdog ... chose to attend Fresno State because of its winning tradition, and the Red Wave fans, it felt like a family environment, ... intends to major in business.

JAYLEN HENDERSON'S GAME-BY-GAME											
JAYLEN HENDERSON'S CAREER STATS AT FS											
RUSHING	G	ATT	YDS	TD	LG	AVG/C	AVG/G				
2021	3	14	68	0	40	4.9	22.7				
TOTAL	3	14	68	0	40	4.9	22.7				
PASSING	G	ATT	CMP	INT	YDS	TD	LG	PCT	AVG/P	AVG/G	EFFIC
2021	3	8	5	0	49	0	19	62.5	6.1	16.3	113.9
TOTAL	3	8	5	0	49	0	19	62.5	6.1	16.3	113.9
TOTAL OFFENSE	G	RUSH	PASS	TOTAL	AVG/G						
2021	3	68	49	117	39.0						
TOTAL	3	68	49	117	39.0						
JAYLEN HENDERSON'S SINGLE-GAME BESTS											
Passing Yards: 44 (vs Cal Poly, 9/11/21)											
Pass Attempts: 6 (vs Cal Poly, 9/11/21)											
Pass Completions: 4 (vs Cal Poly, 9/11/21)											
Long Pass: 19 (vs Cal Poly, 9/11/21)											
Rushing Yards: 62 (vs Cal Poly, 9/11/21)											
Rushing Attempts: 9 (vs Cal Poly, 9/11/21)											
Long Rush: 40 (vs Cal Poly, 9/11/21)											





13

JUSTIN HOUSTON

NIK

x-x | xxx | Jr. | 3rd Year
Gardena, Calif. (Junipero Serra HS)

CAREER GAMES: 19

STARTS: 15

2021 (SOPHOMORE): Appeared in all 13 games and started in 12 ... had 37 tackles for a single season career-best ... had 23 solo stops ... recorded a season-high seven stops against Nevada (Oct. 23) ... forced the receiver out of bounds on the Nevada game-tying two-point conversion attempt with no time on the clock, sealing Fresno State's 34-32 win over the then-west division leader ... recorded at least one tackle in all but one game this season ... had three broken up passes on the season ... had a season-best two broken up passes at then-No. 21 San Diego State ... part of a Bulldog defense who only allowed 20.5 points per game this season, while also holding two opponents scoreless. It was the first time since 2017 that a Fresno State team had multiple shutouts in a season ... helped Fresno State to two wins over ranked opponents, both on the road. It was the first time Fresno State defeated two Top 25 opponents in a season for the first time since 2004, and the first time both wins came on the road in the 100 year history of the program.

2020 (FRESHMAN): Made immediate impact as a true freshman, appearing in all six games and starting three as the Bulldogs' husky ... had 23 tackles this season ... was fifth on the team in total tackles this season ... was the youngest person in the team's top five ... had a team-leading 11 tackles in the season finale against New Mexico (Dec. 12) ... also added 1.5 TFL and a sack against the Lobos ... had an additional 0.5 TFL at Utah State (Nov. 14) ... had at least one tackle in every game this season.

HIGH SCHOOL: Attended Junipero Serra High School ... tallied 80 tackles and two interceptions as a senior in 2019 ... earned freshman All-American honors ... was a So-Cal first team defense selection ... second team All-State defensive selection ... was a two-time first team All-League honoree ... was an honor roll and principal honor roll student ... volunteered with local church activities.

PERSONAL: Born in Carson, Calif. ... son of John and Yvette Houston ... has two older siblings, John and Jayla ... has one younger sibling Jace ... brother John was a linebacker at USC from 2015-19 ... decided to attend Fresno State because he felt it was the perfect fit for him ... is a kinesiology - physical education major.

JUSTIN HOUSTON'S STAT FILE											
JUSTIN HOUSTON'S CAREER STATS											
TACKLES	G	UA	A	TOTAL	TFL	YDS	PD	FF	FR	BLKD	QBH
2020	6	11	12	23	2.0	3	0	0	0	0	0
2021	13	23	14	37	0.0	0	3	0	0	0	0
TOTAL	19	34	26	60	2.0	3	3	0	0	0	0
SACKS	G	UA	A	TOT	YDS						
2020	6	1	0	1.0	1						
2021	13	0	0	0.0	0						
TOTAL	19	1	0	1.0	1						
JUSTIN HOUSTON'S SINGLE-GAME BESTS											
Solo Tackles: 6 (vs Nevada, 10/23/21)											
Total Tackles: 7 (vs Nevada, 10/23/21)											

JUSTIN HOUSTON'S STAT FILE CONT.

	Tackles			TFL-Yds	INT-Yds	FF	FR	PBU
	UA	A	Total					
2021 - Sophomore								
UConn	2	2	4	0.0-0	0-0	0	0	1
at Oregon	4	2	6	0.0-0	0-0	0	0	0
Cal Poly	0	1	1	0.0-0	0-0	0	0	0
at UCLA	1	1	2	0.0-0	0-0	0	0	0
UNLV	2	1	3	0.0-0	0-0	0	0	0
at Hawai'i	1	1	2	0.0-0	0-0	0	0	0
at Wyoming	2	1	3	0.0-0	0-0	0	0	0
Nevada	6	1	7	0.0-0	0-0	0	0	0
at San Diego State	0	2	2	0.0-0	0-0	0	0	2
Boise State	2	2	4	0.0-0	0-0	0	0	0
New Mexico	2	0	2	0.0-0	0-0	0	0	0
at San Jose State	0	0	0	0.0-0	0-0	0	0	0
UTEP	1	0	1	0.0-0	0-0	0	0	0
Totals	23	14	37	0.0-0	0-0	0	0	3
	Tackles			TFL-Yds	INT-Yds	FF	FR	PBU
	UA	A	Total					
2020 - Freshman								
Hawai'i	1	1	2	0.0-0	0-0	0	0	0
Colorado State	2	0	2	0.0-0	0-0	0	0	0
at UNLV	0	1	1	0.0-0	0-0	0	0	0
at Nevada	4	0	4	0.0-0	0-0	0	0	0
New Mexico	3	8	11	1.5-2	0-0	0	0	0
at Utah State	1	2	3	0.5-1	0-0	0	0	0
Totals	11	12	23	2.0-3	0-0	0	0	0



47

PHOENIX JACKSON

LB

x-x | xxx | RFr. | 2nd Year
Modesto, Calif. (Central Catholic HS)

2021 (FRESHMAN): Did not see game action ... redshirted.

HIGH SCHOOL: Attended Central Catholic High School in Modesto, California ... totaled 55 tackles (39 solo) ... also had one sack and 3.0 TFL ... had one interception returned for 45 yards ... was an All-League linebacker ... played on both sides of the ball ... had 317 all-purpose yards as a senior (12 rush, 260 receiving, 45 int. return yds.) ... scored three touchdowns ... had 75 hours of community service volunteer time.

PERSONAL: From Modesto, California ... son of Phillip and Christina Jackson ... has one older sibling - Phillip Jr. ... his grandfather played baseball with the Seattle Mariners ... favorite athlete is LeBron James because of how he takes care of his body ... biggest athletic thrill is his aggressiveness and athleticism ... also recruited by NAU, Cal Poly, Montana State, Arizona State, Sacramento State, and Weber State ... chose to attend Fresno State because they believed in him and made him feel at home ... intended sociology major.





52

DA'MARCUS JOHNSON

DE

x-x | xxx | Sr. | 4th Year
Sacramento, Calif. (Burbank HS/American River)

CAREER GAMES (AT FS): 19

2021 (JUNIOR): Appeared in all 13 games ... saw action on special teams and some time as a defensive end ... had two tackles on the year ... also had 0.5 tackles for loss ... was a part of the field goal protection unit ... Fresno State's kickers were 21-of-25 on the year behind his protection... helped Fresno State to two wins over ranked opponents, both on the road. It was the first time Fresno State defeated two Top 25 opponents in a season for the first time since 2004, and the first time both wins came on the road in the 100 year history of the program.

2020 (SOPHOMORE): Played in all six games ... had nine tackles, six solo ... added 2.0 TFL and 1.0 sack ... had a forced fumble against Hawai'i (Oct. 24) ... had a sack against Colorado State (Oct. 29) ... had a season-best six tackles against Hawai'i - his first game in a Bulldog uniform ... part of a defensive line that produced at least 6.0 TFL in each game this season ... named to the Fall Academic All-Mountain West team.

PRIOR TO FRESNO STATE: Spent the 2019 season at American River College.

HIGH SCHOOL: Was a four-year football, basketball and baseball player at Luther Burbank HS ... was a first team All-Metro selection as a junior.

PERSONAL: Son of PJ Johnson and Tangela Holmes ... has three brothers - George, PJ and DJ - and one sister, Zaria ... favorite athlete is Shaquille O'Neal because of his dominance ... biggest athletic thrill is playing in a close game and winning ... was also recruited by Arizona State, Hawai'i and Western Kentucky ... chose to attend Fresno State because he liked the energy of the coaches and players, and it felt like home ... is a pre-business - accounting major at Fresno State.

DA'MARCUS JOHNSON'S STAT FILE

DA'MARCUS JOHNSON'S CAREER STATS

TACKLES	G	UA	A	TOTAL	TFL	YDS	PD	FF	FR	BLKD	QBH
2020	6	6	3	9	2.0	12	0	1	0	0	0
2021	13	1	1	2	0.5	1	0	0	0	0	0
TOTAL	19	7	4	11	2.5	13	0	1	0	0	0

SACKS	G	UA	A	TOT	YDS
2020	6	1	0	1.0	9
2021	13	0	0	0.0	0
TOTAL	19	1	0	1.0	9

DA'MARCUS JOHNSON'S SINGLE-GAME BESTS

Solo Tackles: 4 (vs Hawai'i, 10/24/20)
Total Tackles: 6 (vs Hawai'i, 10/24/20)



18

ISAIAH JOHNSON

DE

x-x | xxx | RSr. | 5th Year
Modesto, Calif. (Downey HS)

CAREER GAMES: 28

2021 (SENIOR): Appeared in four games this season ... had one tackle in the season opener against UConn (Aug. 28) ... also had a broken up pass that game ... played against UConn, then-No. 11 Oregon, Cal Poly and then-No. 13 UCLA.

2020 (JUNIOR): Played in five games this season and started as a defensive end at Utah State (Nov. 14) ... had 10 tackles this year ... had 2.5 TFL and 0.5 sacks ... had a season-high seven tackles against New Mexico (Dec. 12) ... part of a defensive line that produced at least 6.0 TFL in each game this season ... named to the Fall Academic All-Mountain West team.

2019 (SOPHOMORE): Appeared in eight games and made seven starts before suffering an injury ... tallied 18 tackles (13 solo) as a defensive end ... registered 4.5 TFL ... also had two sacks and one fumble recovery ... his sacks came in back-to-back games versus Minnesota (Sept. 7) and Sacramento State (Sept. 21) ... recorded a single game career-best five stops (four solo) at Air Force (Oct. 12) ... had his first career fumble recovery versus Minnesota ... 2019 Fall Academic All-MW selection.

2018 (FRESHMAN): Appeared in 11 games as a true freshman for Fresno State ... had 15 total tackles, eight solo and seven assisted ... recorded 2.5 sacks for 10 yards lost on the season ... had two quarterback hurries ... recorded a season-high three tackles three times in contests against New Mexico (Oct. 20), UNLV (Nov. 3) and San Jose State (Nov. 24) ... recorded sacks against UNLV on Nov. 3 (1.0), San Diego State on Nov. 17 (1.0) and San Jose State on Nov. 24 (0.5) ... named to the Fall Academic All-Mountain West team.

HIGH SCHOOL: Split time between offense and defense during his career at Downey, spending a majority of his senior year on defense ... three-star prospect according to 247Sports and ESPN ... posted 55 tackles (42 solo) during his senior campaign for the Knights ... ranked second on the team in tackles for loss with 11.0 ... had 10.5 career sacks, with six coming during the 2017 season ... recorded a season-best 11 tackles, 3.0 TFL and 2.5 sacks against Enochs ... was ranked as the No. 2 returning player in 2017 by the Modesto Bee ... amassed 1,030 receiving yards in 26 games, with 868 coming during his first 16 varsity games ... was also recruited by half of the Pac-12 among others and received offers from Arizona, UCLA, Cal and New Mexico.

PERSONAL: Born in Hayward, Calif. ... son of Penny Bruce and Reginald Johnson ... has two brothers, Kalif and Jeremiah, and one sister, Kyra ... favorite athlete is Larry Fitzgerald because he is one of the greatest wide receivers of all time ... is a finance major at Fresno State.

ISAIAH JOHNSON'S STAT FILE

ISAIAH JOHNSON'S CAREER STATS

TACKLES	G	UA	A	TOTAL	TFL	YDS	PD	FF	FR	BLKD	QBH
2018	11	8	7	15	2.0	10	0	0	0	0	2
2019	8	13	5	18	4.5	11	0	0	1	0	1
2020	5	1	9	10	2.5	6	0	0	0	0	0
2021	4	1	0	1	0.0	0	1	0	0	0	0
TOTAL	28	23	21	44	9.0	27	1	0	1	0	3

SACKS	G	UA	A	TOT	YDS
2018	11	2	1	2.5	10
2019	8	2	0	2.0	9
2020	5	0	1	0.5	1
2021	4	0	0	0.0	0
TOTAL	28	4	2	5.0	20

ISAIAH JOHNSON'S SINGLE-GAME BESTS

Solo Tackles: 4 (at Air Force, 10/12/19)
Total Tackles: 7 (vs New Mexico, 12/12/20)



8

TY JONES

x-x | xxx | Sr.* | 6th Year
 Provo, Utah (Provo HS/Washington)

WR

CAREER GAMES (AT FS): 13

STARTS: 4

2022 (SENIOR): Utilized the additional year of eligibility approved by the NCAA in the fall of 2020. The NCAA approved a blanket waiver for all 2020 fall sports student-athletes to retain a year of eligibility due to the COVID-19 pandemic.

2021 (SENIOR): Appeared in all 13 games ... started in four games ... recorded 211 yards receiving on 19 catches ... had a touchdown in his first game as a Bulldog, vs UConn (Aug. 28) ... had a season-high 61 yards at then-No. 13 UCLA ... also had a season-high five receptions that game ... had at least one reception in 11 games played ... averaged 11.1 yards per catch on the year ... helped Fresno State to two wins over ranked opponents, both on the road. It was the first time Fresno State defeated two Top 25 opponents in a season for the first time since 2004, and the first time both wins came on the road in the 100 year history of the program.

PRIOR TO FRESNO STATE: Played four seasons at Washington (2017-20) ... 2020: Started all four games of the 2020 season ... named to the 2020 Pac-12 Academic Honor Roll ... one reception for 14 yards vs. Oregon State ... two receptions for 22 yards in the win over Arizona ... one catch for 14 yards in the comeback win over Utah ... two receptions for a career-high 79 yards vs. Stanford 2019: Played in four games during the season, which allowed him to utilize his redshirt season in 2019 ... named to the Pac-12 Academic Honor Roll ... saw his first game action of the year in the win at Oregon State ... also played in the Colorado game, the victory over Washington State and in the Las Vegas Bowl win over Boise State 2018: Played in 14 games, with eight starts ... in his first career start, vs. Auburn in the season opener, had three catches for 77 yards ... against North Dakota, caught four passes for 76 yards and two touchdowns ... named the coaches' offensive player of the game for the UND game ... caught a six-yard touchdown pass in the win at Utah ... two receptions for 43 yards, including a spectacular touchdown grab, against Arizona State ... had a nine-yard reception in the win over BYU ... three receptions for 54 yards in the win at UCLA ... two catches for 55 yards, including a 43-yard touchdown, at Oregon ... four receptions for 37 yards in the Husky win over Colorado ... three receptions for 50 yards, including a three-yard touchdown, at California ... three catches for 28 yards in the Husky win over Stanford, where he also appeared on defense and made one tackle ... one catch for 20 yards in the UW win over Oregon State ... caught a 12-yard pass in the Apple Cup win at WSU ... three catches for 22 yards vs. Ohio State in the Rose Bowl 2017: Played in 11 games during his true freshman season at UW ... saw his first action as a Husky in Washington's win over Fresno State ... played in each game after that ... had his first career receptions in the win over UCLA, finishing that game with two catches for 14 yards ... had an 11-yard reception at Stanford ... two catches for 23 yards in the Apple Cup win over Washington State ... two receptions for 23 yards vs. Penn State in the Fiesta Bowl ... joined the Huskies for the start of spring football in March.

HIGH SCHOOL: U.S. Army All-American ... earned first-team All-Utah from USA Today ... All-Valley 4A Co-Offensive Player of the Year, Region 7 Offensive MVP, 4A all-state (coaches), Deseret News 4A all-state and Salt Lake Tribune all-state (all levels) ... caught 63 passes for 1,523 yards (a 24.2-yard average) and 20 touchdowns as a senior, when the Bulldogs finished 7-5 and earned a berth in the first round of the class 4A state playoffs ... in 2015, team went 8-3 and played in the 4A playoffs ... had 53 receptions for 589 yards and 14 scores as a junior, earning first-team All-Region 7, All-Valley and Salt Lake Tribune All-Tribune and Deseret News 4A all-state ... in 2014, his sophomore year, caught 18 passes for 248 yards and four TDs to earn honorable mention All-Valley ... named to the Tacoma News-Tribune's Western 100 ... ranked the No. 29 wide receiver prospect and No. 205 overall prospect in the nation by scout.com ... participated in track & field sprints, hurdles, long jump, high jump and shotput ... played for coach Tony McGeary.

PERSONAL: From Provo, Utah ... son of Randy Jones and Julie Creed ... favorite athlete is Israel Adesanya ... biggest athletic thrill is winning ... was the co-president of the Black Student-Athlete Alliance (BSAA) at Washington ... pursuing his MBA at Fresno State.

TY JONES' STAT FILE

2021 - Senior	Receiving			
	Rec.	Yds.	TD	Long
UConn	1	9	1	9
at Oregon	2	25	0	18
Cal Poly	1	15	0	15
at UCLA	5	61	0	25
UNLV	2	32	0	23
at Hawai'i	1	14	0	14
at Wyoming	1	5	0	5
Nevada	0	0	0	0
at San Diego State	3	33	0	18
Boise State	1	0	0	0
New Mexico	1	8	0	8
at San Jose State	1	9	0	9
UTEP	0	0	0	0
Totals	19	211	1	25

TY JONES' CAREER STATS

RECEIVING	G	REC	YDS	TD	LG	REC/G	AVG/CAVG/G
2021	13	19	211	1	25	1.5	11.1 16.2
TOTAL	13	19	211	1	25	1.5	11.1 16.2

TY JONES' SINGLE-GAME BESTS

Receptions: 5 (at UCLA, 9/18/21)
 Receiving Yards: 61 (at UCLA, 9/18/21)
 Long Reception: 25 (at UCLA, 9/18/21)





11

JOSH KELLY

x-x | xxx | Jr. | 4th Year

Fresno, Calif. (San Joaquin Memorial HS)

WR

CAREER GAMES: 20

STARTS: 14

2021 (SOPHOMORE): All-Mountain West honorable mention wide receiver ... played in all 13 games ... started in nine games ... was the team's second-leading receiver with 52 catches for 778 yards ... had three touchdowns ... averaged 59.8 yards receiving per game ... averaged 15 yards per catch ... led the team with three 100-yard receiving performances ... had a career-best 127 yards receiving against Cal Poly (Sept. 11) ... also scored two touchdowns against the Mustangs ... followed that performance up with a 120-yard performance on eight catches against then-No. 13 UCLA (Sept. 18) ... had a season-long 69-yard reception at then-No. 21 San Diego State (Oct. 30) ... also scored a touchdown against New Mexico (Nov. 13) ... had at least one reception in each game ... had a 28-yard run against UNLV ... helped Fresno State to two wins over ranked opponents, both on the road. It was the first time Fresno State defeated two Top 25 opponents in a season for the first time since 2004, and the first time both wins came on the road in the 100 year history of the program.

2020 (R-FRESHMAN): Played in all six games and had four starts for the Bulldogs ... had a breakthrough season for the 'Dogs, finishing as the team's third-leading receiver with 330 yards this season ... recorded 330 yards on 22 catches ... scored one receiving touchdown ... also added two carries for eight yards and a score ... had the longest reception on the team this season with a 71-yard touchdown reception at Utah State (Nov. 14) ... averaged 15 yards per catch and 55 yards per game on the year ... had a career-best seven receptions for 96 yards in the finale against New Mexico (Dec. 12) ... was also a kick returner for the 'Dogs ... has 12 returns for 225 yards ... had a career-long 27-yard return against the Lobos ... finished 10th in the Mountain West with a 18.8 yard kickoff return average ... third on the team 563 all-purpose yards this season ... was the Mountain West Freshman of the Week (fan vote) after his performance at Utah State ... named to the Fall Academic All-Mountain West team.

2019 (FRESHMAN): Appeared in the Bulldogs' game versus Nevada (Nov. 23) ... started at wide receiver against The Pack ... notched one reception for -10 yards ... utilized a redshirt season having only played one game.

HIGH SCHOOL: A piece of SJM's explosive offense in 2018, Kelly was the team's second-leading receiver with 58 receptions, 1,127 yards and 12 touchdowns ... helped SJM reach the 2018 Division 2-A championship game ... posted four 100-yard games during his senior season, including a season-best 173 and two touchdowns against Tulare Union in the Division 2-A NorCal regional final ... as a junior, had 49 receptions for 859 yards and nine touchdowns; also recorded eight interceptions ... rated as a three-star recruit according to 247sports ... second team All-State selection ... volunteered with the Boys and Girls Club.

PERSONAL: Born in Fresno, Calif. ... son of Chris and De'andra Kelly ... has one older brother, Chris ... former teammate Alec Trujillo plays quarterback at San Jose State ... favorite athlete is Jerry Rice ... biggest athletic thrill is scoring late game touchdowns ... also recruited by Nevada, San Jose State, Oregon State and Hawai'i ... chose to stay in Fresno because he has been around the program for years and he feels like it was the best fit ... majoring in kinesiology.

JOSH KELLY'S STAT FILE

2021 - Sophomore	Rushing				Receiving			
	No.	Yds.	TD	Long	Rec.	Yds.	TD	Long
UConn	0	0	0	0	3	54	0	37
at Oregon	1	-8	0	0	5	72	0	21
Cal Poly	0	0	0	0	3	127	2	62
at UCLA	0	0	0	0	8	120	0	31
UNLV	1	28	0	28	4	28	0	19
at Hawai'i	0	0	0	0	6	60	0	17
at Wyoming	0	0	0	0	1	1	0	1
Nevada	0	0	0	0	2	21	0	17
at San Diego State	0	0	0	0	5	107	0	69
Boise State	0	0	0	0	5	76	0	30
New Mexico	0	0	0	0	6	76	1	21
at San Jose State	0	0	0	0	2	26	0	13
UTEP	1	0	0	0	2	10	0	8
Totals	3	20	0	28	52	778	3	69

2020 - R-Freshman	Rushing				Receiving			
	No.	Yds.	TD	Long	Rec.	Yds.	TD	Long
Hawai'i	0	0	0	0	1	26	0	26
Colorado State	0	0	0	0	4	60	0	34
at UNLV	0	0	0	0	1	18	0	18
at Utah State	0	0	0	0	4	94	1	71
at Nevada	2	8	1	9	5	36	0	11
vs. New Mexico	0	0	0	0	7	96	0	24
Totals	2	8	1	9	22	330	1	71

JOSH KELLY'S CAREER STATS

RUSHING	G	ATT	YDS	TD	LG	AVG/C	AVG/G
2019	1	0	0	0	0	0.0	0.0
2020	6	2	8	1	9	4.0	1.3
2021	13	3	20	0	28	6.7	1.5
TOTAL	20	5	28	1	28	5.6	1.4

RECEIVING	G	REC	YDS	TD	LG	REC/G	AVG/C	AVG/G
2019	1	1	-10	0	0	1.0	-10.0	-10.0
2020	6	22	330	1	71	3.7	15.0	55.0
2021	13	52	778	3	69	4.0	15.0	59.8
TOTAL	20	75	1098	4	71	3.8	14.6	54.9

KICK RETURN	G	NO.	YDS	TD	LG	AVG/R	AVG/G
2019	1	0	0	0	0	0.0	0.0
2020	6	12	225	0	27	18.8	37.5
2021	13	0	0	0	0	0.0	0.0
TOTAL	20	12	225	0	27	18.8	11.2

JOSH KELLY'S SINGLE-GAME BESTS

Receptions: 8 (at UCLA, 9/18/21)
 Receiving touchdowns: 2 (vs Cal Poly, 9/11/21)
 Long Catch: 71 (at Utah State, 11/14/20)
 Long Rush: 28 (vs UNLV, 9/24/21)





45

CARSON KING

x-x | xxx | Sr. | 5th Year
Livermore, Calif. (Freedom HS)

CAREER GAMES: 19

P

2021 (JUNIOR): Was the team's primary punter this season ... had 56 punts for a total of 2,359 yards ... had 14 punts of 50 or more yards ... landed 22 punts inside the 20-yard line ... had a career-long 71-yard punt at Wyoming (Oct. 15) ... averaged 49.5 yards per punt on four punts in the New Mexico Bowl. That average is the highest by a Bulldog in a game since 2017, and the sixth-highest since 2001 ... had six punts in a game three times this season ... had no blocked punts ... helped Fresno State to two wins over ranked opponents, both on the road. It was the first time Fresno State defeated two Top 25 opponents in a season for the first time since 2004, and the first time both wins came on the road in the 100 year history of the program.

2020 (SOPHOMORE): Appeared in all six games this season ... was the Bulldogs' primary punter in the final two games ... served as the holder in the additional four ... had four punts for 164 yards against New Mexico ... averaged 41 yards per punt versus the Lobos ... had a career-long 49-yard punt that night ... landed two inside the 20-yard line ... had a blocked punt at Nevada (Dec. 5) ... also kicked off for the Bulldogs versus the Pack ... had four kickoffs for 218 yards ... averaged 54.5 yards per kickoff ... named to the Fall Academic All-Mountain West team.

2019 (R-FRESHMAN): Did not see game action.

2018 (FRESHMAN): Did not participate in any games, redshirted.

HIGH SCHOOL: Attended Foothill High School in Pleasanton, Calif. ... two year letter winner as a punter ... earned All-League honorable mention ... honor roll student.

PERSONAL: Born in Fremont, Calif. ... son of Kerry and Darren King ... has one sister, Payton ... most admires his parents because they always believe in him ... chose to be a Bulldog because he saw it as a great opportunity to continue his football career ... major at Fresno State is criminology-forensic behavior.



35

MALACHI LANGLEY

x-x | xxx | Jr. | 4th Year
Los Angeles, Calif. (Pasadena HS)

CAREER GAMES: 23

STARTS: 9

LB

2021 (SOPHOMORE): Played in all 13 games this season, started in four ... finished second on the team with 61 tackles ... had 38 solo stops ... had at least one tackle in every game played ... had his first career 10 tackle game against Boise State (Nov. 6) ... added 4.5 tackles for loss ... had his first career interception at Wyoming (Oct. 16), and returned it 33 yards ... added two broken up passes on the year ... stepped in to the starting role for the final three games of the season ... part of a Bulldog defense who only allowed 20.5 points per game this season, while also holding two opponents scoreless. It was the first time since 2017 that a Fresno State team had multiple shutouts in a season ... helped Fresno State to two wins over ranked opponents, both on the road. It was the first time Fresno State defeated two Top 25 opponents in a season for the first time since 2004, and the first time both wins came on the road in the 100 year history of the program.

2020 (R-FRESHMAN): Played in all six games and started five ... record 25 tackles with 16 solo stops ... had 3.5 TFL ... had 1.5 sacks ... had a fumble recovery at Nevada (Dec. 5) ... had a career-high seven tackles at UNLV (Nov. 7) ... also had 2.0 TFL and a sack against the Rebels ... named to the Fall Academic All-Mountain West team.

2019 (FRESHMAN): Appeared in four games ... picked up five total tackles - all solo stops ... had a season-high three tackles at Hawai'i (Nov. 2) ... utilized a redshirt season.

HIGH SCHOOL: Was a two-way player at Pasadena High School ... had 57 total tackles as a senior - 27 solo and 30 assisted ... averaged 6.3 tackles per game ... also saw time on the offensive side of the ball, totaling 1016 total offensive yards and averaging 115 yards a game ... scored 11 touchdowns and scored two two-point conversions in his senior season.

PERSONAL: Born in Los Angeles ... son of Rodney Langley and Ebone Fuller ... has two older siblings - Jade and Michael ... favorite athlete is Walter Paxton because he always plays his hardest ... biggest athletic thrill is getting a big hit that changes the momentum of the game ... is a sociology major.

MALACHI LANGLEY'S STAT FILE

2020 - R-Freshman	Tackles			TFL-Yds	Sacks-Yds	FF	FR	PBU
	UA	A	Total					
Hawai'i	1	0	1	0.0-0	0.0-0	0	0	0
Colorado State	2	0	2	0.0-0	0.0-0	0	0	0
at UNLV	5	2	7	2.6-6	1.0-5	0	0	0
at Utah State	3	3	6	0.5-2	0.5-2	0	0	0
at Nevada	4	1	5	1.0-1	0.0-0	0	1	0
vs. New Mexico	1	3	4	0.0-0	0.0-0	0	0	0
Totals	16	9	25	3.5-9	1.5-7	0	1	0

2019 - Freshman	Tackles			TFL-Yds	INT-Yds	FF	FR	PBU
	UA	A	Total					
at New Mexico State	0	0	0	0.0-0	0.0-0	0	0	0
UNLV	1	0	1	0.0-0	0.0-0	0	0	0
Colorado State	1	0	1	0.0-0	0.0-0	0	0	0
at Hawai'i	3	0	3	0.5-0	0.0-0	0	0	0
Totals	5	0	5	0.0-0	0.0-0	0	0	0

MALACHI LANGLEY'S CAREER STATS

TACKLES	G	UA	A	TOTAL	TFL	YDS	PD	FF	FR	BLKD	QBH
2019	4	5	0	5	0.0	0	0	0	0	0	0
2020	6	16	9	25	3.5	9	0	0	1	0	0
TOTAL	10	21	9	30	3.5	9	0	0	1	0	0

SACKS	G	UA	A	TOTAL	YDS
2019	4	0	0	0	0
2020	6	1	1	1.5	7
TOTAL	10	1	1	1.5	7

MALACHI LANGLEY'S SINGLE-GAME BEST

Solo Tackles: 5 (at UNLV, 11/7/20)
Total Tackles: 7 (at UNLV, 11/7/20)
TFL: 2.0 (at UNLV, 11/7/20)





91

MATT LAWSON

DT

x-x | xxx | Sr. | 5th Year
Ontario, Calif. (Colony HS)

CAREER GAMES: 13

STARTS: 1

2021 (JUNIOR): Played in eight games ... registered five tackles, four solo ... had a career-best two tackles against Cal Poly (Sept. 11) ... had 0.5 tackles for loss in the season opener against UConn (Aug. 28) ... also had tackles against UConn, Wyoming and UTEP.

2020 (SOPHOMORE): Played in four games ... had one start against Colorado State (Oct. 29) ... recorded one tackle against UNLV (Nov. 7) ... named to the Fall Academic All-Mountain West team.

2019 (R-FRESHMAN): Appeared in the Bulldogs' game versus UNLV (Oct. 18) ... did not record a stat.

2018 (FRESHMAN): Did not participate in any games, redshirted.

HIGH SCHOOL: Attended Colony HS and spent his time on defense for the Titans ... was a First Team All-Inland Valley selection by the Daily Bulletin ... earned First Team All-Mt. Baldy League honors in 2015, 2016 and 2017 ... recorded 57 total tackles with 22 solo as a senior in 2017 ... also recorded 9.5 sacks, two forced fumbles and two recorded fumbles in 2017 ... in three varsity seasons, he totaled 184 tackles with 66 solo tackles in just 30 games, he added 25.5 sacks and seven quarterback hurries ... recorded eight tackles with four tackles for loss and 2.5 sacks in his first varsity appearance in 2015 ... helped lead his team to a 9-2 overall record and 5-0 league record as team captain his senior year ... recruited and received offers from Arizona State, Hawai'i, San Diego State, UNLV, Army, Navy and Northern Arizona.

PERSONAL: Born in Ontario, Calif. ... son of Sherri Williams and Bobby Lawson ... favorite athlete is Aaron Donald of the Los Angeles Rams because he proves that a defensive lineman's height doesn't correlate with their ability to play ... majoring in criminology-law enforcement at Fresno State.

MATT LAWSON'S STAT FILE

MATT LAWSON'S CAREER STATS

TACKLES	G	UA	A	TOTAL	TFL	YDS	PD	FF	FR	BLKD	QBH
2018	0	0	0	0	0.0	0	0	0	0	0	0
2019	1	0	0	0	0.0	0	0	0	0	0	0
2020	4	0	1	1	0.0	0	0	0	0	0	0
2021	8	4	1	5	0.5	1	0	0	0	0	0
TOTAL	13	4	2	6	0.5	1	0	0	0	0	0

MATT LAWSON'S SINGLE-GAME BESTS

Solo Tackles: 2 (vs Cal Poly, 9/11/21)
Total Tackles: 2 (vs Cal Poly, 9/11/21)



33

BRALYN LUX

DB

x-x | xxx | Jr. | 4th Year
San Jose, Calif. (The King's Academy)

CAREER GAMES: 19

STARTS: 14

2021 (SOPHOMORE): Played in all 13 games, and started in eight ... had 24 tackles, 18 solo ... added 1.0 tackle for loss at Wyoming (Oct. 16) ... had a fumble recovery at then-No. 13 UCLA (Sept. 18) ... had four broken up passes on the year ... had a season-high four tackles on three occasions - Cal Poly (Sept. 11), UNLV (Sept. 24) and Nevada (Oct. 23) ... part of a Bulldog defense who only allowed 20.5 points per game this season, while also holding two opponents scoreless. It was the first time since 2017 that a Fresno State team had multiple shutouts in a season ... helped Fresno State to two wins over ranked opponents, both on the road. It was the first time Fresno State defeated two Top 25 opponents in a season for the first time since 2004, and the first time both wins came on the road in the 100 year history of the program.

2020 (R-FRESHMAN): Burlsworth Trophy nominee ... started all six games as a corner for the 'Dogs ... led the team with 30 tackles ... had 27 solo stops this season ... added 1.0 TFL ... had a forced fumble in the season opener against Hawai'i (Oct. 24) ... had a career-best nine tackles at UNLV (Nov. 7) ... had an interception and returned it for 24 yards at Nevada (Dec. 5) ... had four broken up passes ... had at least two tackles in each game on the year ... finished in the top 50 in tackles per game in the Mountain West ... tied for fourth in the conference, averaging 0.83 passes defended per game ... was the team's Co-Defensive Skill Player of the Game for his efforts against Colorado State ... selected as the Mountain West Freshman of the Week (fan vote) after his Hawai'i performance ... named to the Fall Academic All-Mountain West team.

2019 (FRESHMAN): Redshirted.

HIGH SCHOOL: Attended The King's Academy in Sunnyvale, Calif. ... played on both sides of the ball as a running back and defensive back ... was an All-Conference and All-Area selection ... spent three seasons on varsity ... accumulated 3,744 all purpose yards in his three year varsity career ... had 170 carries for 1,811 yards as a senior ... averaged 139 yards per game in 2018 ... ran in for 24 touchdowns that season ... on the defensive side of the ball, he had 28 career tackles and two interceptions ... had an interception for a return of 75 yards as a junior ... also recorded 11 punt returns for 331 yards and nine kickoff returns for 289 yards as a senior ... was also on the track and field team and set a school record in the long jump.

PERSONAL: Born in San Jose, Calif. ... son of Brunet and Sarah Lux ... has one older brother Blajon and an older sister Nina ... he enjoys playing dominos ... his biggest athletic thrill is getting interceptions ... chose to attend Fresno State because he felt it was the best fit for him ... undecided on a major.

BRALYN LUX'S STAT FILE

Tackles

2020 - R-Freshman	UA	A	Total	TFL-Yds	INT-Yds	FF	FR	PBU
Hawai'i	8	0	8	1.0-1	0-0	1	0	1
Colorado State	6	0	6	0.0-0	0-0	0	0	1
at UNLV	7	2	9	0.0-0	0-0	0	0	0
at Utah State	2	0	2	0.0-0	0-0	0	1	2
at Nevada	2	1	3	0.0-0	1-24	0	0	0
vs. New Mexico	2	0	2	0.0-0	0-0	0	0	0
Totals	27	3	30	1.0-1	1-24	1	0	4

BRALYN LUX'S CAREER STATS

TACKLES	G	UA	A	TOTAL	TFL	YDS	PD	FF	FR	BLKD	QBH
2019	0	0	0	0	0.0	0	0	0	0	0	0
2020	6	27	3	30	1.0	1	5	1	1	0	0
TOTAL	6	27	3	30	1.0	1	5	1	1	0	0

BRALYN LUX'S SINGLE-GAME BEST

Solo Tackles: 8 (vs Hawai'i, 10/24/20)
Total Tackles: 9 (at UNLV, 11/7/20)
TFL: 1.0 (vs Hawai'i, 10/24/20)





42

TYLER MELLO

LB

x-x | xxx | Jr. | 3rd Year
Hanford, Calif. (Hanford HS)

CAREER GAMES: 17

2021 (SOPHOMORE): Appeared in 11 games ... had 14 tackles, 10 solo ... added 1.5 tackles for loss ... had 0.5 sack ... added a quarterback hurry ... tied his career-high with four tackles against New Mexico (Nov. 13) ... was productive in the season opener against UConn (Aug. 28), finishing with three tackles, 0.5 TFL, 0.5 sacks and a pressure on the quarterback ... saw time as a linebacker and on special teams ... part of a Bulldog defense who only allowed 20.5 points per game this season, while also holding two opponents scoreless. It was the first time since 2017 that a Fresno State team had multiple shutouts in a season ... helped Fresno State to two wins over ranked opponents, both on the road. It was the first time Fresno State defeated two Top 25 opponents in a season for the first time since 2004, and the first time both wins came on the road in the 100 year history of the program.

2020 (FRESHMAN): Appeared in all six games as a true freshman ... had 11 tackles on the year ... spent a majority of the time on special teams ... had a season-high four tackles in the Bulldogs win against Colorado State (Oct. 29) ... all four stops versus the Rams were solo ... had at least one tackle in five games this season ... was the team's Special Teams Player of the Game for his efforts against Colorado State.

HIGH SCHOOL: A three-time letterwinner at Hanford High School (2017-19) ... his team was back-to-back undefeated West Yosemite League champions (2018-19) and he was named a first-team All-WYL defense selection each of those seasons ... as a senior, was named both the West Yosemite League Defensive Player of the Year and Fresno Bee Defensive Player of the Year ... at middle linebacker in 2019, led the team with 145 tackles (84 solo stops), averaging 13.2 per game, recorded 13.0 TFLs, nine sacks, two forced fumbles and one fumble recovery ... also played some tight end, and had four touchdown receptions ... produced 376 career tackles, 52.5 TFLs and 26 sacks in his three varsity seasons ... graduated with a 4.01 GPA.

PERSONAL: Born in Hanford Calif. ... son of Amy Arevalo and Bryan Mello ... his stepdad is Paul Arevalo and stepmom is Michelle Mello ... has three younger siblings (Kade Arevalo, Isabella Mello, Thane Herman) and three older siblings (Cole, Grace and Jake Herman) ... his uncle, Duncan Reid, played at Fresno State ... is into hunting, fishing and hiking ... favorite athlete is Jack Lambert, "he was lean, mean and tough as nails" ... chose Fresno State because the Valley is home ... majoring in mechanical engineering.

TYLER MELLO'S STAT FILE

TYLER MELLO'S CAREER STATS

TACKLES	G	UA	A	TOTAL	TFL	YDS	PD	FF	FR	BLKD	QBH
2020	6	9	2	11	0.0	0	0	0	0	0	0
2021	11	10	4	14	1.5	4	0	0	0	0	1
TOTAL	17	19	6	25	1.5	4	0	0	0	0	1

TYLER MELLO'S SINGLE-GAME BESTS

Solo Tackles: 3 (vs New Mexico, 11/13/21)
Total Tackles: 4 (2x, last vs New Mexico, 11/13/21)



41

ANDRE MEONO

K

x-x | xxx | RFr. | 2nd Year
Redondo Beach, Calif. (St. John Bosco HS)

CAREER GAMES: 2

2021 (FRESHMAN): Appeared in two games ... had six kickoffs on the year, totaling 316 yards ... had three kickoffs for 180 yards against Cal Poly (Sept. 11) ... had three kickoffs for 136 yards against UNLV (Sept. 24) ... maintained a redshirt season.

HIGH SCHOOL: Attended Saint John Bosco High School ... was 4-of-6 in his field goal attempts in the 2021 season ... had a season-long kick of 43 yards ... led the state of California with 2,072 kickoff yards that season ... averaged 56 yards per kickoff ... had a 60-yard KO for his season-long ... was 33-of-34 on his PAT attempts ... also had 15 punts for 514 yards ... member of the National Honor Society.

PERSONAL: From Redondo Beach, California ... son of James and Melissa Meono ... has a younger sibling, Aaron ... father played soccer at UCLA ... favorite athlete is Kobe Bryant because of his work ethic and mentality to the game ... biggest athletic thrill was making all of his kicks on Senior Night ... chose to attend Fresno State because he felt it was his best opportunity to be a student-athlete ... intends to graduate in business.





7

JORDAN MIMS**RB****x-x | xxx | Sr.* | 6th Year****East Palo Alto, Calif. (Menlo-Atherton HS)**

CAREER GAMES: 45

STARTS: 11

2022 (SENIOR): Utilized the additional year of eligibility approved by the NCAA in the fall of 2020. The NCAA approved a blanket waiver for all 2020 fall sports student-athletes to retain a year of eligibility due to the COVID-19 pandemic.

2021 (SENIOR): Appeared in all 13 games ... got the start in two games ... finished the season as the team's second-leading rusher with 127 carries for 710 yards and six touchdowns ... averaged 5.6 yards per carry ... added 25 receptions for 324 yards and four touchdowns ... averaged 13 yards per catch ... was second on the team with 10 total touchdowns ... had three multi-score games ... had three 100-yard rushing performances this season, the most by a Bulldog in a season since 2019 ... had a career-high 186 yards rushing at then-No. 21 San Diego State (Oct. 30). Mims scored two touchdowns in the win over the Aztecs ... had a season-long 59 yard run against SDSU ... his 186-yard rushing performance was the 28th best in a game in program history ... also registered a 100-yard rushing performance against Nevada (Oct. 23), finishing with 134 yards and one touchdown on 23 carries ... added 20 yards and a touchdown on four receptions against the Pack ... was named the PUBG Mobile New Mexico Bowl Offensive Most Outstanding Player after recording 165 yards and two touchdowns on 29 carries and 71 yards and one touchdown on five receptions in the bowl game versus UTEP ... his three touchdowns scored in the bowl game tied the program record for most TDs scored in a bowl game. He tied with Stephone Paige who scored three in the 1982 California Bowl ... had 103 yards receiving and one touchdown on four catches against New Mexico (Nov. 13). Mims remains the only Bulldog running back since 2000 to register a 100-yard receiving game ... also handled some kick return duties for the 'Dogs, totaling 13 returns for 285 yards ... had the 8th most kick return yards among players in the MW ... had a career-long 37-yard return at Hawai'i (Oct. 2) ... had six returns for 140 yards against UNLV (Sept. 24), it was the second-most return yards in a game among all MW returners. His six returns tie for the most in the conference ... averaged 21.9 yards per return ... totaled 1,319 all-purpose yards in 2021, averaging 101.5 all-purpose yards per game ... ranked sixth in the Mountain West in all-purpose yards on the year ... was named Mountain West Offensive Player of the Week in back-to-back weeks (Oct. 25, Nov. 1) ... Week 8 Paul Hornung Award Honor Roll ... helped Fresno State to two wins over ranked opponents, both on the road. It was the first time Fresno State defeated two Top 25 opponents in a season for the first time since 2004, and the first time both wins came on the road in the 100 year history of the program.

2020 (R-JUNIOR): Played in all six games and got the start in the season finale against New Mexico (Dec. 12) ... was the team's second-leading rusher this season with 28 carries for 145 yards and one touchdown ... also added 10 receptions for 92 yards and a touchdown ... averaged 5.2 yards per carry, and 24.3 yards per game ... averaged 9.2 yards per catch ... scored his first touchdown since coming back from injury in Fresno State's win against Colorado State (Oct. 29) ... had the 10th-longest run from scrimmage in program history with an 84-yard touchdown run against New Mexico (Dec. 12) ... his 84-yard dash was the second longest rush in the Mountain West this season ... had a season-high nine carries and four receptions at Nevada (Dec. 5) ... averaged 28.3 total offensive yards per play against New Mexico. It was the best mark in the conference this season ... he averaged 28.3 yards per rush versus the Lobos for the league's best single-game mark on the year ... named to the Fall Academic All-Mountain West team.

2019 (JUNIOR): Sat out the 2019 season due to injury ... redshirted.

2018 (SOPHOMORE): Played in 12 games and made five starts ... missed last two games of the season to injury ... was the team's second leading rusher with 436 rushing yards on 113 attempts ... scored six times on the ground ... caught 21 passes for 286 receiving yards and scored twice through the air ... ranked fourth on the team in all-purpose yardage totaling 722 yards ... rushed for a career-high three touchdowns in the Sept. 1 season opener against Idaho on just nine attempt for 36 yards ... matched a career-high of 21 attempts on Sept. 15 at UCLA and rushed for a season-high 85 yards against the Bruins ... caught a career-high six passes for a career-high 126 receiving yards that included a career-long reception of 55 yards versus Toledo on Sept. 29 – became the first Bulldog running back since Paris Gaines on Dec. 31, 2000 to account for 100 or more receiving

yards in a game ... tallied four games with double-digit carries and seven games with at least two receptions ... eclipsed 40 yards rushing six times ... named to the Fall Academic All-Mountain West team.

2017 (FRESHMAN): As a true freshman, started three games and played in all 14 ... owned a team-high 151 carries, a team-high 627 rushing yards (44.8/per game) and a season-best 24-yard long run (vs. New Mexico) ... had 14 receptions for 143 yards and season-best 29-yard long reception (vs. New Mexico) ... scored all six touchdowns on the ground, ranking second for Bulldog running backs and third on the team in that category ... found the end zone in collegiate debut during Sept. 2 season-opener vs. Incarnate Word ... accounted for two TDs in back-to-back home games against UNLV (Oct. 28) and BYU (Nov. 4) ... rushed for a season-high 112 yards on a season-high 21 carries at San Diego State on Oct. 21 ... saw at least 10 carries in nine of 14 games, averaged 4.2 yards per carry ... added a season-best four receptions and season-best 41 yards receiving at No. 6 Washington on Sept. 16.

HIGH SCHOOL: Mims was named the 2016 South Bay/Peninsula Offensive Player of the Year for the Bay Area News Group... earned All-Peninsula Athletic League Football (Bay Division) first-team offensive selection as a junior and senior... named a 2016 MaxPreps All-NorCal offensive second-team selection... ran for 2,388 yards and 29 touchdowns as a senior adding 17 catches for 275 yards and two more TDs... Menlo-Atherton High School captured the 2016 Central Coast Section Open Division 1 championship behind Mims' scoring bursts of 76 and 72 yards in a contest his team won 17-0 over Milpitas HS finishing the game with 243 yards on the ground on 27 carries... gained 312 yards (second career 300-yard game) on 23 carries and found the end zone four times in a 49-21 win at Coach Parks Field in the Northern California Division 3-AA championship... Mims topped 200 yards five times during his senior season... totaled four games with four or more TDs in 2016... helped lead Menlo-Atherton to a 12-3 overall record... as a junior in 2015, he rushed for a single-game program record 321 yards against Aragon totaling 395 all-purpose yards in the contest.

PERSONAL: Son of Tenisha Mims ... has two brothers, Justin and Jaden ... favorite athlete is Christian McCaffrey ... majoring in mass communication and journalism-advertising at Fresno State.

JORDAN MIMS' STAT FILE

2021 - Senior	Rushing				Receiving			
	No.	Yds.	TD	Long	Rec.	Yds.	TD	Long
UConn	7	38	1	9	2	22	0	17
at Oregon	4	47	0	45	0	0	0	0
Cal Poly	2	4	0	2	1	19	0	19
at UCLA	2	4	0	4	2	16	0	10
UNLV	0	0	0	0	2	4	0	2
at Hawai'i	3	13	0	7	0	0	0	0
at Wyoming	13	78	0	23	2	18	0	11
Nevada	23	134	1	26	4	20	1	9
at San Diego State	29	186	2	59	1	2	0	2
Boise State	2	1	0	1	0	0	0	0
New Mexico	8	26	0	6	4	103	1	78
at San Jose State	5	14	0	4	2	49	1	45
UTEP	29	165	2	38	5	71	1	22
Totals	127	710	6	59	25	324	4	78

2020 - RS Junior	Rushing				Receiving			
	No.	Yds.	TD	Long	Rec.	Yds.	TD	Long
Hawai'i	2	15	0	15	2	8	0	8
Colorado State	4	6	0	4	3	48	1	23
at UNLV	7	8	0	5	1	10	0	10
at Utah State	3	5	0	3	0	0	0	0
at Nevada	9	26	0	8	4	26	0	12
vs. New Mexico	3	85	1	84	0	0	0	0
Totals	28	145	1	84	10	92	1	23

2018 - Sophomore	Rushing				Receiving			
	No.	Yds.	TD	Long	Rec.	Yds.	TD	Long
Idaho	9	36	3	12	2	7	0	7
at Minnesota	10	41	0	22	2	23	0	25
at UCLA	21	85	0	15	2	51	0	45
Toledo	15	59	1	15	6	126	1	55
at Nevada	8	11	0	6	2	16	0	9
Wyoming	8	12	0	7	2	13	0	7
at New Mexico	11	41	0	12	0	0	0	0
Hawai'i	5	16	0	7	2	32	1	21
at UNLV	1	5	0	5	1	6	0	6
at Boise State	8	47	0	22	0	0	0	0
San Diego State	9	28	1	6	1	8	0	8
San Jose State	8	55	1	17	1	4	0	4
Totals	113	436	6	22	21	286	2	55

2017 - Freshman	Rushing				Receiving			
	No.	Yds.	TD	Long	Rec.	Yds.	TD	Long
Incarnate Word	8	38	1	13	1	21	0	21
at No. 1 Alabama	2	2	0	4	1	7	0	7
at No. 6 Washington	6	17	0	4	4	41	0	21
Nevada	10	52	0	17	1	-3	0	0
at San Jose State	12	49	0	8	0	0	0	0
New Mexico	10	65	0	24	1	29	0	29
at San Diego State	21	112	0	15	0	0	0	0
UNLV	12	68	2	13	1	8	0	8
BYU	20	54	2	7	0	0	0	0
at Hawai'i	12	55	0	19	0	0	0	0
at Wyoming	13	40	0	8	0	0	0	0
No. 23 Boise State	11	43	1	12	1	1	0	1
at Boise State	6	14	0	5	1	15	0	15
vs. Houston	8	18	0	5	3	24	0	11
Totals	151	627	6	24	14	143	0	29

JORDAN MIMS' STAT FILE

JORDAN MIMS' CAREER STATS

RUSHING	G	ATT	YDS	TD	LG	AVG/C	AVG/G
2017	14	151	627	6	24	4.2	44.8
2018	12	113	436	6	22	3.9	36.3
2020	6	28	145	1	84	5.2	24.2
2021	13	127	710	6	59	5.6	54.6
TOTAL	45	419	1918	19	84	4.6	42.6

RECEIVING	G	REC	YDS	TD	LG	REC/G	AVG/C	AVG/G
2017	14	14	143	0	29	1.0	10.2	10.2
2018	12	21	286	2	55	1.8	13.6	23.8'
2020	6	10	92	1	23	1.7	9.2	15.3
2021	13	25	324	4	78	1.9	13.0	24.9
TOTAL	45	70	845	7	78	1.6	12.1	18.8

KICK RETURN	G	NO.	YDS	TD	LG	AVG/R	AVG/G
2017	14	3	46	0	22	15.3	3.3
2018	12	0	0	0	0	0.0	0.0
2020	6	0	0	0	0	0.0	0.0
2021	13	13	285	0	37	21.9	21.9
TOTAL	45	16	331	0	37	20.7	7.4

JORDAN MIMS' SINGLE-GAME BESTS

Carries: 29 (2x, last vs UTEP, 12/18/21)
 Long Rush: 84 (vs New Mexico, 12/12/20)
 Rushing Yards: 186 (at San Diego St., 10/30/21)
 Rushing TDs: 3 (vs Idaho, 9/1/18)





48

ABRAHAM MONTANO

K

x-x | xxx | RSo. | 4th Year
Salinas, Calif. (Alisal HS/Hartnell College)

CAREER GAMES: 4

2021 (SOPHOMORE): Appeared in four games ... stepped in as the primary kicker in three games early this season ... played at then-No. 11 Oregon (Sept. 4), versus Cal Poly (Sept. 11), at then-No. 13 UCLA, and against Boise State (Nov. 6) ... was 5-of-5 in his field goal attempts on the year ... had a career-long 39-yard field goal twice ... remained perfect with a 14-of-14 PAT mark ... totaled 29 points kicking ... on kickoffs, had 24 kickoffs for 1,412 yards ... averaged 58.8 yards per kickoff ... had five touchbacks ... retained a redshirt season.

PRIOR TO FRESNO STATE: Played football at Hartnell College in Salinas, Calif. (2020) No football in the fall. (2019) Went 6-of-11 kicking field goals and 32-of-33 on PATs in 10 games played ... longest field goal made was 50 yards ... punted 22 times for an average of 25.6 yards ... two punts were placed inside the 20-yard line while seven were fair caught ... was the team's special teams player of the year ... completed two semesters with a 4.0 GPA en route to earning his associate's degree in communication.

HIGH SCHOOL: Former Alisal High School all-league soccer player ... CIF champion on the soccer field - earning the first title in school history ... All-Star soccer game selection ... was the soccer team's player of the year as a senior.

PERSONAL: From Salinas, California ... son of Jose Alfredo and Aida Montano ... has three siblings - Aylin, Enrique and Vanessa ... enjoys playing soccer as a hobby because it was his first sport, and he played it for 15 years ... also recruited by San Jose State ... chose to attend Fresno State because they showed interest and pursued him. He says it reminds him of his hometown. He also has friends here and it is the alma mater of his oldest sister ... majoring in mass communication and journalism.



40

MICHAEL MUNOZ

LS

x-x | xxx | So. | 3rd Year
Upland, Calif. (Upland HS)

CAREER GAMES: 2

2021 (R-FRESHMAN): Appeared in Fresno State's game against Cal Poly (Sept. 11) ... did not record a stat.

2020 (FRESHMAN): Was the Bulldog long snapper in the season finale against New Mexico (Dec. 12).

HIGH SCHOOL: Attended Upland High School ... was a three-year varsity football player ... 2019 CIF Div. 1/2 Southern Section semifinalist ... 2018 CIF Div. 2 Southern Section Champions ... 2017 CIF Div. 2 Southern Section semifinalist ... 2017 Baseline League Champions ... All-Area first team long snapper ... took every snap for punts and PAT's as a senior ... was also a tight end ... had a 3.9 overall GPA.

PERSONAL: From Upland, Calif. ... son of Gary and Stacy Munoz ... favorite athlete is Lamar Jackson because he likes his attitude ... chose to attend Fresno State because it felt like home, he liked the attitude of the players and coaches, and he liked the community support ... is a kinesiology - physical education major.



15

JULIAN NEAL

DB

x-x | xxx | RFr. | 2nd Year
San Francisco, Calif. (Mission HS)

CAREER GAMES: 4

2021 (FRESHMAN): Appeared in four games as a true freshman ... saw action as a safety and as a member of the special teams unit ... did not record a stat ... utilized a redshirt season.

HIGH SCHOOL: Rated a three star recruit by 247Sports ... ranked as 247Sports' No. 126 overall recruit in California and No. 107 multi-position athlete in the nation ... played as a wide receiver, defensive end and defensive back for Mission High School ... was an All-City selection as a receiver ... also played basketball ... was an All-City selection in basketball ... honor roll student ... volunteered with youth camps ... received offers from Eastern Washington and San Jose State, as a receiver.

PERSONAL: From San Francisco, California ... son of Emmett and Malka Neal ... has two siblings - Emmett Jr. and Jonny ... uncle Aaron Criswell played football as a wide receiver at UNLV from 2013-15 ... chose to attend Fresno State because of the relationships he had with the coaching staff.



65

BRAYLEN NELSON

OL

x-x | xxx | So. | 2nd Year
Denver, Colo. (Vista Peak HS)

CAREER GAMES: 7

STARTS: 6

2021 (FRESHMAN): Appeared in seven games as a true freshman ... was the starting left guard in six games ... blocked the top offense in the Mountain West and the No. 14 offense in the FBS ... Fresno State averaged 464.85 offensive yards per game ... Fresno State scored an average of 33.4 points per game ... the Bulldogs averaged 137.2 rushing yards per game and 326.7 passing yards per game ... part of an offensive line unit that allowed 25 sacks on the quarterback, its least in a season since 2019 ... helped Fresno State to two wins over ranked opponents, both on the road. It was the first time Fresno State defeated two Top 25 opponents in a season for the first time since 2004, and the first time both wins came on the road in the 100 year history of the program.

HIGH SCHOOL: Attended Vista Peak High School in Aurora, Colorado ... rated a three star recruit by 247Sports ... ranked the No. 2 offensive lineman and No. 9 overall prospect by Prep Redzone Colorado ... 2020 Sports Illustrated high school All-American watch list honoree ... was an All-Conference and All-State selection ... also played defense. Had 128 total tackles, 27.0 TFL, 9.5 sacks, four forced fumbles and three fumble recoveries in his three year varsity career ... considered one of the best offensive line pickups for the Bulldogs in the last decade ... earned academic honors from the Pioneer League ... volunteered with youth football teams ... also recruited by Colorado, Colorado State, UNLV, Wyoming and San Diego State.

PERSONAL: From Denver, Colorado ... son of Tajuana Williams ... has six siblings - Cynthia, Blaine, Eric, Markus, Brett and Brylie ... enjoys gaming and cooking ... favorite athlete is Bo Jackson because he is the first athlete that comes to mind when asked the question ... biggest athletic thrill is winning ... chose to attend Fresno State because it was a different environment that he felt was perfect for him ... has not declared a major.



43

MORICE NORRIS NKL
 x-x | xxx | R Jr. | 4th Year
 Fresno, Calif. (Sanger HS/Orange Coast College)



25

EMARI PAIT NKL
 x-x | xxx | So. | 2nd Year
 Los Angeles, Calif. (Culver City HS)

CAREER GAMES: 13

2021 (JUNIOR): Did not see game action ... redshirted.

PRIOR TO FRESNO STATE: Spent the 2018 and 2019 season at Orange Coast College ... did not have a 2020 season due to COVID-19 ... in 2019, he finished with 23 tackles in eight games ... also had one interception returned for 19 yards ... added four broken up passes ... in his first year, he recorded 12 tackles in seven games played ... also had three broken up passes.

HIGH SCHOOL: Attended Sanger High School in Sanger, California ... set the record for the longest touchdown in Sanger High School history ... led the team in interceptions as a senior ... also played basketball for the Apaches.

PERSONAL: From Fresno, California ... son of Francina Pleasant ... has four siblings - Jonathan, Faith, Joshua and Malachi ... enjoys sports, reading, volunteering, and family time ... biggest athletic thrill is playing great teams in front of big crowds ... chose to attend Fresno State because it made him feel the most at home, and it gave him the opportunity to play at the next level ... majoring in philosophy.

2021 (FRESHMAN): Saw action in all 13 games as a true freshman ... totaled 26 tackles (18 solo) ... added 5.5 tackles for loss ... recorded four broken up passes ... had a career-best four tackles in three-straight games - at Hawai'i (Oct. 2), at Wyoming (Oct. 16) and against Nevada (Oct. 23) ... had a career-high 2.0 tackles for loss against New Mexico (Nov. 13) ... part of a Bulldog defense who only allowed 20.5 points per game this season, while also holding two opponents scoreless. It was the first time since 2017 that a Fresno State team had multiple shutouts in a season ... helped Fresno State to two wins over ranked opponents, both on the road. It was the first time Fresno State defeated two Top 25 opponents in a season for the first time since 2004, and the first time both wins came on the road in the 100 year history of the program.

HIGH SCHOOL: Attended Culver City High School ... was an all-state selection as a linebacker ... also earned All-League honors ... was the league's Player of the Year ... played in all phases of the game at Culver City High School ... rated a three star recruit by 247Sports ... as a defensive player, Pait had 64 total tackles with 58 (42 solo) of those in his last season of play ... recorded three interceptions in 2019 and returned them for a total of 153 yards. He also had two fumble recoveries and two caused fumbles ... on offense, Pait racked up yardage in rushing, receiving and passing in 2019. He had 76 rushing yards and 377 receiving yards on the year. He was also 4-for-4 in passes thrown for a total of 130 yards and two touchdowns. He also scored seven touchdowns of his own, two rushing and five receiving ... also a punt and kick returner for Culver High School. He totaled six kickoff returns for 256 yards in his two-year varsity career. He also added two punt returns for an additional 18 yards ... received an invite to play at the 2020 Hawai'i Tiki Bowl, a game made up of players from all over the country ... offers from New Mexico, San Jose State, Oregon State, Sacramento State, San Diego State, Utah State and Arizona State.

PERSONAL: From Los Angeles, California ... son of Eric Pait and Tammy Wise ... has four siblings - B'Niwise, Candranee, Blessyn, and Adles ... enjoys playing video games and basketball ... favorite athlete is Shawn Taylor because they play the same position and he loves how physical he is ... biggest athletic thrill is his 95-yard interception return against Palos Verdes ... chose to attend Fresno State because it was close to home ... undecided on a major.

EMARI PAIT'S STAT FILE											
EMARI PAIT'S CAREER STATS											
TACKLES	G	UA	A	TOTAL	TFL	YDS	PD	FF	FR	BLKD	QBH
2021	13	18	8	26	5.5	18	4	0	0	0	0
TOTAL	13	18	8	26	5.5	18	4	0	0	0	0

EMARI PAIT'S SINGLE-GAME BESTS
 Solo Tackles: 3 (3x, last vs Nevada, 10/23/21)
 Total Tackles: 4 (3x, last vs Nevada, 10/23/21)





87

RAYMOND PAUWELS JR.

TE

x-x | xxx | Sr.* | 6th Year

Litchfield Park, Ariz. (Millennium HS/Glendale College)

CAREER GAMES (AT FS): 22

STARTS: 8

2022 (SENIOR*): Utilized the additional year of eligibility approved by the NCAA in the fall of 2020. The NCAA approved a blanket waiver for all 2020 fall sports student-athletes to retain a year of eligibility due to the COVID-19 pandemic.

2021 (SENIOR): Appeared in all 13 games and started in four ... had 17 receptions for 126 yards and two touchdowns ... averaged 7.4 yards per catch ... had a career-long reception of 23 yards against New Mexico (Nov. 13) ... scored his first touchdown as a Bulldog in the season opener against UConn (Aug. 28) ... had a career-best four receptions in the PUBG Mobile New Mexico Bowl versus UTEP (Dec. 18) ... had a career-best 31 yards receiving against New Mexico, where he scored his second touchdown of the season ... had one kick return for 10 yards at San Jose State (Nov. 25) ... Pauwels played a big role in blocking for the run game as well this season ... helped Fresno State to two wins over ranked opponents, both on the road. It was the first time Fresno State defeated two Top 25 opponents in a season for the first time since 2004, and the first time both wins came on the road in the 100 year history of the program.

2020 (R-JUNIOR): Played in five games ... was the starting tight end in four games ... had two receptions for 16 yards ... has a season-long 12-yard catch at UNLV (Nov. 7) ... had a tackle against New Mexico (Dec. 12) ... named to the Fall Academic All-Mountain West team.

2019 (JUNIOR): Appeared in four games in his first year as a Bulldog ... did not record any stats ... utilized a redshirt season.

PRIOR TO FRESNO STATE: Pauwels spent the past two seasons at Glendale Community College in Arizona ... was a first-team all-Western State Football League selection ... Pauwels is a three-star recruit and ranked as the nation's No. 7 junior college tight end by 247 Sports ... tallied 56 receptions for 612 yards and a touchdown this fall for Glendale Community College in Arizona ... ranked first in the Arizona Community College Athletic Conference (ACCAC) in receptions and was fifth in receiving yards and yards per game (55.6) ... tallied at least one reception in all 11 games in 2018 tallying a season-high nine twice and a season-best 82 receiving yards in the regular season finale at Scottsdale CC ... caught lone touchdown of season in a 52-28 win against Phoenix College.

HIGH SCHOOL: Pauwels is a native of Litchfield Park, Ariz., where he was a 2017 graduate of Millennium High School ... notched 37 receptions for 449 yards and six touchdowns as a senior in 2016 for the Tigers ... was a All-Conference and All-Region selection.

PERSONAL: Born in Litchfield Park, Ariz. ... son of Ray and Linda Pauwels ... has a younger brother, Nathan ... his hobbies include riding ATV's and doing anything outdoors ... his favorite athlete is JJ Watt because he is always the hardest worker in the room, he changes lives off the football field and he is always in the media for good things ... biggest athletic thrill is scoring touchdowns or making a big-time catch ... was also recruited by Northern Arizona and Boise State ... is a criminology - law enforcement major ... chose to become a Bulldog because it felt like home, fit his style of play best and he wanted to be a part of the team's rise.

RAYMOND PAUWELS' STAT FILE

2021 - Senior	Receiving			
	Rec.	Yds.	TD	Long
UConn	3	20	1	10
at Oregon	1	5	0	5
Cal Poly	0	0	0	0
at UCLA	1	14	0	14
UNLV	1	15	0	15
at Hawai'i	1	5	0	5
at Wyoming	0	0	0	0
Nevada	1	5	0	5
at San Diego State	1	0	0	0
Boise State	0	0	0	0
New Mexico	3	31	1	23
at San Jose State	1	2	0	2
UTEP	4	29	0	18
TOTALS	17	126	2	23

2020 - R-Junior	Receiving			
	Rec.	Yds.	TD	Long
Hawai'i	0	0	0	0
Colorado State	0	0	0	0
at UNLV	1	12	0	12
at Nevada	1	4	0	4
New Mexico	0	0	0	0
Totals	2	16	0	12

RAYMOND PAUWELS' CAREER STATS

RECEIVING	G	REC	YDS	TD	LG	REC/G	AVG/C	AVG/G
2019	4	0	0	0	0	0.0	0.0	0.0
2020	5	2	16	0	12	0.4	8.0	3.2
2021	13	17	126	2	23	1.3	7.4	9.7
TOTAL	22	19	142	2	23	0.9	7.5	6.5

RAYMOND PAUWELS' SINGLE-GAME BESTS

Receptions: 4 (vs UTEP, 12/18/21)
 Receiving Yards: 31 (vs New Mexico, 11/13/21)
 Long Reception: 23 (vs New Mexico, 11/13/21)





55

LEONARD PAYNE JR.

DT

x-x | xxx | Sr. | 5th Year

Downey, Calif. (St. Pius X-St. Matthias Academy)

CAREER GAMES: 18

STARTS: 9



70

TOREON PENRIGHT

OL

x-x | xxx | So. | 3rd Year

San Bernardino, Calif. (Cajon HS)

CAREER GAMES: 3

2021 (JUNIOR): Played in 11 games and started nine ... missed the final two games with injury ... totaled 22 tackles (10 solo) ... had 5.0 tackles for loss ... added 3.5 sacks ... also had a fumble recovery ... had a career-high four tackles three times - against Cal Poly (Sept. 11), at Wyoming (Oct. 16) and against Boise State (Nov. 6) ... had a career-best 1.5 tackles for loss twice - Cal Poly (Sept. 11) and Wyoming (Oct. 16) ... had a career-high 1.5 sacks at Wyoming ... had a fumble recovery at then-No. 13 UCLA (Sept. 18) ... part of a Bulldog defense who only allowed 20.5 points per game this season, while also holding two opponents scoreless. It was the first time since 2017 that a Fresno State team had multiple shutouts in a season ... helped Fresno State to two wins over ranked opponents, both on the road. It was the first time Fresno State defeated two Top 25 opponents in a season for the first time since 2004, and the first time both wins came on the road in the 100 year history of the program.

2020 (SOPHOMORE): Inactive for the 2020 season.

2019 (R-FRESHMAN): Appeared in seven games, primarily as a member of the special teams unit ... totaled three tackles on the season ... got his first career tackles (2) at Air Force (Oct. 12) ... also recorded a tackle at San Diego State (Nov. 15).

2018 (FRESHMAN): Did not participate in any games, redshirted.

HIGH SCHOOL: Defensive standout captain for St. Pius X-St. Matthias Academy ... transferred to St. Pius X-St. Matthias Academy for his senior year as the school transitioned its flag football program back into 11-on-11 contact ... led the team to three wins, its first in 21 years after bringing back the program in 2017 ... led the Warriors with 79 total tackles, 57 solo, six forced fumbles and two fumble recoveries in 2017 ... posted 24.0 tackle for loss and 8.0 sacks ... recorded four games with 10-plus tackles ... in his team's first win, Payne recorded a season-high 14 tackles along with 4.0 TFLs and a forced fumble against Panorama ... had a season-best 5.0 TFLs and 3.0 sacks versus The Webb Schools.

PERSONAL: Born in Los Angeles, Calif. ... son of Neshia Drape and Leonard Payne ... has three brothers Josiah, Kris, John and one sister, Journee ... is a philosophy major at Fresno State.

LEONARD PAYNE'S STAT FILE

LEONARD PAYNE'S CAREER STATS

TACKLES	G	UA	A	TOTAL	TFL	YDS	PD	FF	FR	BLKD	QBH
2019	7	3	0	3	0.0	0	0	0	0	0	0
2020	0	0	0	0	0.0	0	0	0	0	0	0
2021	11	10	12	22	5.0	12	0	0	1	0	0
TOTAL	18	13	12	25	5.0	12	0	0	1	0	0

SACKS	G	UA	A	TOT	YDS
2019	7	0	0	0.0	0
2020	0	0	0	0.0	0
2021	11	2	3	3.5	10
TOTAL	18	2	3	3.5	10

LEONARD PAYNE'S SINGLE-GAME BESTS

Solo Tackles: 3 (vs Cal Poly, 9/11/21)

Total Tackles: 4 (3x, last vs Boise State, 11/6/21)

2021 (R-FRESHMAN): Appeared in three games ... played in wins against Nevada (Oct. 23), New Mexico (Nov. 13) and San Jose State (Nov. 25).

2020 (FRESHMAN): Did not see game action.

PERSONAL: Undecided on a major.





99

DAVID PERALES

DE

x-x | xxx | Sr.* | 6th Year

Merced, Calif. (Merced HS/Merced JC/Sacramento State)

CAREER GAMES (AT FS): 19

STARTS: 18

2022 (SENIOR*): Utilized the additional year of eligibility approved by the NCAA in the fall of 2020. The NCAA approved a blanket waiver for all 2020 fall sports student-athletes to retain a year of eligibility due to the COVID-19 pandemic.

2021 (SENIOR): All-Mountain West second team defensive end ... played in all 13 games, and started 12 ... had 45 tackles (21 solo), 13.5 tackles for a loss, seven sacks, three forced fumbles, three quarterback hurries, and one broken up pass ... was fourth on the team in tackles ... second on the team in tackles for loss ... ranked No. 8 in the Mountain West, averaging 1.0 tackles for loss per game ... was the team's sack leader ... had a career-high seven tackles at then-No. 21 San Diego State (Oct. 30) ... had at least one tackle in each game ... had a career-high 2.5 tackles for loss against Nevada (Oct. 23), the top offense in the Mountain West this season ... had a six-game span with at least 1.0 tackle for loss ... had a career-high 2.0 sacks against Nevada ... had forced fumbles against Hawai'i (Oct. 2), Nevada (Oct. 23) and San Jose State (Nov. 25) ... ranked No. 4 in forced fumbles and No. 9 in forced fumbles per game in the Mountain West ... added a broken up pass against the Spartans ... voted a team captain ... part of a Bulldog defense who only allowed 20.5 points per game this season, while also holding two opponents scoreless. It was the first time since 2017 that a Fresno State team had multiple shutouts in a season ... helped Fresno State to two wins over ranked opponents, both on the road. It was the first time Fresno State defeated two Top 25 opponents in a season for the first time since 2004, and the first time both wins came on the road in the 100 year history of the program.

2020 (R-JUNIOR): Second team All-Mountain West defensive end ... led the Mountain West in forced fumbles (4) ... was No. 3 in the NCAA in forced fumbles ... second in the conference and No. 12 in the NCAA in fumbles recovered (2/0.33 avg.) ... sixth in the MW and No. 28 in the FBS in tackles for loss (9.0) ... ranked No. 30 in the NCAA in sacks per game ... started all six games for the Bulldogs ... was second on the team with 28 tackles, 19 solo stops ... had a team-high 9.0 TFL for a loss of 30 yards ... was second on the team with 4.0 sacks for a loss of 22 yards ... had a team-best four forced fumbles ... also added two fumble recoveries ... Perales forced a fumble in four straight games (Oct. 29-Dec. 5), it was the first time a Bulldog has done that in at least 20 years ... against Colorado State (Oct. 29), Perales forced a fumble and recovered a fumble, the first time a Bulldog did both in the same game since Evan Williams against Nevada on Nov. 23, 2019 ... he performed this feat again at Utah State (Nov. 14), but this time he recovered his own forced fumble, the first Bulldog to do that since Jasad Haynes against Idaho on Sept. 1, 2018 ... had a season-best seven tackles at UNLV (Nov. 7) ... he added 2.0 TFL, 1.0 sack, and a forced fumble versus the Rebels ... had a season-high 2.5 TFL at Nevada (Dec. 5) ... was the team's Defensive Power Player of the Game twice, after Colorado State (Oct. 29) and following Nevada (Dec. 5) ... was the team's Co-Defensive Power Player of the Game versus Utah State (Nov. 14) ... Phil Steele All-Mountain West second team selection ... named to the Fall Academic All-Mountain West team.

2019 (JUNIOR): Sat out the season due to NCAA transfer rules.

PRIOR TO FRESNO STATE: Most recently served as a starting defensive lineman at Sacramento State in 2018 ... started all 10 games at defensive end during his first season with the Hornets...recorded 23 total tackles, including 7.5 for loss and 2.5 sacks...had a half-sack at Northern Colorado for his first career...also had sacks at Southern Utah and against North Dakota...was credited for a season high four stops at Southern Utah, which included three solos and a forced fumble...made at least one tackle in all 10 games... had a pair of TFLs at Montana and against North Dakota ... spent the 2017 season at Merced Junior College ... led the team with 14 sacks in 11 games played ... had 64 tackles ... recorded 10 broken up passes ... had three fumble recoveries ... was a defensive All-Conference selection ... earned two Norcal Player of the Week honors.

HIGH SCHOOL: Attended Merced High School ... recorded 156 total tackles in his two-year varsity career, averaging 6.5 tackles per game ... he picked up 6.0 sacks for a loss of 64 yards as a senior ... helped Merced High School to two conference titles ... earned a Purple Cord for academic success ... was a part of a community service group, Bears Give Back.

PERSONAL: Born in San Jose, Calif. ... son of Arturo and Leticia Perales ... has three brothers; Carlos, Victor and Arturo, and one sister, Marisol ... favorite athlete is Bruce Irvin ... is a forensic behavioral science major ... chose to be a Bulldog because it was close to home and he loves the program.

DAVID PERALES' STAT FILE

2021 - Senior	Tackles			TFL-Yds	Sacks-Yds	FF	FR	QBH
	UA	A	Total					
UConn	2	1	3	1.5-2	0.0-0	0	0	0
at Oregon	2	2	4	0.5-1	0.0-0	0	0	0
Cal Poly	0	1	1	0.0-0	0.0-0	0	0	0
at UCLA	0	1	1	0.0-0	0.0-0	0	0	0
UNLV	2	1	3	1.5-4	0.5-3	0	0	0
at Hawai'i	2	3	5	1.0-8	1.0-8	1	0	0
at Wyoming	2	1	3	1.5-6	0.5-0	0	0	0
Nevada	2	2	4	2.5-15	2.0-13	1	0	0
at San Diego State	5	2	7	1.0-3	0.0-0	0	0	1
Boise State	1	3	4	2.0-22	1.5-21	0	0	0
New Mexico	0	1	1	0.0-0	0.0-0	0	0	0
at San Jose State	1	3	4	1.5-15	1.5-15	1	0	1
UTEP	2	3	5	0.5-2	0.0-0	0	0	1
Totals	21	24	45	13.5-78	7.0-60	3	0	3

2020 - RS Junior	Tackles			TFL-Yds	Sacks-Yds	FF	FR	QBH
	UA	A	Total					
Hawai'i	4	2	6	0.5-1	0.5-1	0	0	0
Colorado State	3	0	3	2.0-4	1.0-2	1	1	0
at UNLV	4	3	7	2.0-4	1.0-3	1	0	0
at Utah State	3	3	6	1.0-6	0.5-5	1	1	0
at Nevada	3	1	4	2.5-13	1.0-11	1	0	0
vs. New Mexico	2	0	2	1.0-2	0.0-0	0	0	0
Totals	19	9	28	9.0-30	4.0-22	4	2	0

DAVID PERALES' CAREER STATS (AT FS)

TACKLES	G	UA	A	TOTAL	TFL	YDS	PD	FF	FR	BLKD	QBH
2019	0	0	0	0	0.0	0	0	0	0	0	0
2020	6	19	9	28	9.0	30	0	4	2	0	0
2021	13	21	24	45	13.5	78	1	3	0	0	3
TOTAL	19	40	33	73	22.5	108	1	7	2	0	3

SACKS	G	UA	A	TOT	YDS
2019	0	0	0	0	0
2020	6	3	2	4.0	22
2021	13	5	4	7.0	60
TOTAL	19	8	6	11.0	82

DAVID PERALES' SINGLE-GAME BESTS

Solo Tackles: 5 (at San Diego State, 10/30/21)
 Total Tackles: 7 (2x, last at San Diego State, 10/30/21)
 TFLs: 2.5 (2x, last vs Nevada, 10/23/21)
 Sacks: 2.0 (vs Nevada, 10/23/21)





74

JULIAN POLENDO

OL

x-x | xxx | So. | 3rd Year
Palm Springs, Calif. (Palm Springs HS)

2021 (R-FRESHMAN): Did not see game action.

2020 (FRESHMAN): Did not see game action ... named to the Fall Academic All-Mountain West team.

HIGH SCHOOL: Was a 2018 and 2019 All-League selection as an offensive lineman and defensive lineman ... was a 2018 and 2019 Elite 11 member ... led the league in tackles by a defensive lineman as a senior ... compiled 98 tackles in 25 games played in his varsity career ... helped lead Palm Springs to a 7-5 record and the second Round of the CIF Southern Section Playoffs in 2019 ... anchored the offensive line at both tackle and guard with 66 tackles, 8.0 TFL in 2019 ... was named a First Team All-Desert Sun selection and a First Team All-League on both offense and defense in 2019 ... earned Principal's Honor Roll and Honor Roll recognitions.

PERSONAL: Raised by grandparents, Manuel and Teresa ... has younger sister Serena ... favorite athlete is Mike Tyson ... was also recruited by Arizona State, Cal, Utah State, San Jose State, UNLV, UTEP, Sacramento State and San Diego State ... chose to attend Fresno State because it was "home" from the top down, even outside of football ... said Fresno is a family ... is undeclared on a major.



2

ZANE POPE

WR

x-x | xxx | Sr.* | 6th Year
Moorpark, Calif. (Moorpark HS)

CAREER GAMES: 28

CAREER STARTS: 10

2022 (SENIOR*): Utilized the additional year of eligibility approved by the NCAA in the fall of 2020. The NCAA approved a blanket waiver for all 2020 fall sports student-athletes to retain a year of eligibility due to the COVID-19 pandemic.

2021 (SENIOR): Played in all 13 games ... started in three ... had 25 catches for 471 yards and four touchdowns ... had the first 100-yard receiving performance of his career with 113 yards receiving and two touchdowns at Hawai'i (Oct. 2) ... recorded a season-high five catches at Hawai'i ... had a career-long 65-yard reception at Hawai'i ... also scored touchdowns against Cal Poly (Sept. 11) and Boise State (Nov. 6) ... had seven games with multiple receptions ... averaged 18.8 yards per catch, a team high number ... had five punt returns for 26 yards ... finished with 500 all-purpose yards, averaging 38.5 per game ... helped Fresno State to two wins over ranked opponents, both on the road. It was the first time Fresno State defeated two Top 25 opponents in a season for the first time since 2004, and the first time both wins came on the road in the 100 year history of the program.

2020 (JUNIOR): Played in the final two games of the season after suffering an injury in fall camp ... started in both games ... had seven catches for 119 yards ... had two touchdowns ... averaged 64 receiving yards per game ... averaged 17 yards per catch ... had a career-best 96 yards and a touchdown on five catches in his first game back at Nevada (Dec. 5) ... had two receptions for 23 yards and a touchdown against New Mexico (Dec. 12) ... had a season-long 33-yard reception against the Pack ... also had one punt return for nine yards against New Mexico.

2019 (SOPHOMORE): Appeared in all 12 games, and started five at wide receiver for the Bulldogs ... was the team's leading receiver ... totaled 47 catches for 529 yards and one touchdown ... averaged 11.3 yards per catch and 44.1 yards per game ... picked up his first career reception at USC ... had at least one catch in every game this season ... had a season-high six catches twice in 2019 - vs. Sacramento State (Sept. 21) and Utah State (Nov. 9) ... recorded a career-high 72 yards against Sacramento State ... had a receiving touchdown at Hawai'i (Nov. 2) ... had a career-long 53-yard catch at San Diego State (Nov. 15) ... 2019 Fall Academic All-MW selection.

2018 (R-FRESHMAN): Appeared in the Bulldogs' season opener against Idaho (Sept. 1) ... did not record any stats.

2017 (FRESHMAN): Redshirted.

HIGH SCHOOL: Ventura Star's All-County defensive first-team ... named the 2016 Camino League wide receiver of the year ... county coaches voted him co-receiver of the year (2016) ... 2017 Ventura County All-Star ... 2017 Ventura County athlete of the year ... 2016-17 Moorpark High School athlete of the year ... finished his senior season with 60 catches for 1,005 yards on offense and three interceptions, 52 tackles, two pass breakups and one forced fumble on defense ... led Moorpark to a 7-4 record in 2016 and made the playoffs for first time since 2012 ... was the top target entering the playoffs with 51 catches for 839 yards and nine TDs (12 total) during the regular season ... made seven catches for 148 yards and two touchdowns for the game in one half of football in a loss during the opening round of the CIF-SS Division 5 playoffs ... had touchdown receptions of 72 and 28 yards before taking a hit with 40 seconds left in the half that ended his night ... full range of his talents were on display in one amazing performance against powerhouse Calabasas (Nov. 4, 2016) when the senior nearly singlehandedly took down the eventual Division 5 champion in a 42-35 loss ... caught six passes for 56 yards, returned a kick 99 yards for a touchdown and set up another score with a 50-yard return while playing also playing cornerback ... invited to the 44th Annual Ventura County All-Star High School Football Game and hauled in a 52-yard touchdown from Westlake High quarterback Dax Blinn ... also earned three varsity letters in track as a sprinter.

PERSONAL: Born in Thousand Oaks, Calif. ... son of Ron and Lisa Pope ... has one brother, Devin ... brother plays football at Rocky Mountain College ... favorite athlete is Odell Beckham Jr. ... biggest athletic thrill is returning a kickoff for a 99-yard touchdown against Calabasas ... is a management major at Fresno State.



ZANE POPE'S STAT FILE

2021 - Senior	Receiving			
	Rec.	Yds.	TD	Long
UConn	2	22	0	13
at Oregon	3	30	0	15
Cal Poly	3	95	1	62
at UCLA	0	0	0	0
UNLV	0	0	0	0
at Hawai'i	5	113	2	65
at Wyoming	2	33	0	26
Nevada	4	59	0	22
at San Diego State	0	0	0	0
Boise State	3	58	1	39
New Mexico	1	8	0	8
at San Jose State	1	16	0	16
UTEP	1	37	0	37
TOTALS	25	471	4	65

2020 - Junior	Receiving			
	Rec.	Yds.	TD	Long
at Nevada	5	96	1	33
vs. New Mexico	2	23	1	16
TOTALS	7	119	2	33

2019 - Sophomore	Receiving			
	Rec.	Yds.	TD	Long
at USC	4	41	0	14
Minnesota	5	68	0	20
Sacramento State	6	72	0	41
at New Mexico State	3	14	0	8
at Air Force	4	43	0	16
UNLV	4	31	0	12
Colorado State	1	9	0	9
at Hawai'i	5	58	1	36
Utah State	6	61	0	28
San Diego State	3	56	0	53
Nevada	4	50	0	33
at San Jose State	2	22	0	11
TOTALS	47	525	1	53

ZANE POPE'S CAREER STATS

RECEIVING	G	REC	YDS	TD	LG	REC/G	AVG/C	AVG/G
2017	0	0	0	0	0	0.0	0.0	0.0
2018	1	0	0	0	0	0.0	0.0	0.0
2019	12	47	529	1	53	3.9	11.3	44.1
2020	2	7	119	2	33	3.5	17.0	59.5
2021	13	25	471	4	65	1.9	18.8	36.2
TOTAL	28	79	1119	7	65	2.8	14.2	40.0

ZANE POPE'S SINGLE-GAME BESTS

Receptions: 6 (2x, last vs Utah State, 11/9/19)
 Receiving touchdowns: 2 (at Hawai'i, 10/2/21)
 Long Catch: 65 (at Hawai'i, 10/2/21)
 Receiving Yards: 113 (at Hawai'i, 10/2/21)



51

CHARLES REMLINGER

DE

x-x | xxx | R.Jr. | 2nd Year

Vancouver, Wash. (Mountain View HS)

CAREER GAMES: 1

2021 (JUNIOR): Appeared in one game in his first season as a Bulldog football player ... had one tackle against Cal Poly (Sept. 11).

HIGH SCHOOL: Attended Mountain View High School in Washington ... played on both sides of the ball as a defensive end and linebacker on defense, and an offensive guard and tight end on offense ... helped the team to an 11-2 record with third place finish in the state ... was an All-Region and All-League defensive end ... earned All-League honors as an offensive guard ... had nine sacks and two interceptions ... was a nominee for the National Football Scholar-Athlete Award ... was a church altar server for seven years.

PERSONAL: From Vancouver, Washington ... son of Andrew and Lorelei Remlinger ... has two younger siblings - Anne and Tino ... favorite athlete is Patrick Willis because he is smart and aggressive ... is also a member of the track & field team at Fresno State (Throws/Multis) ... chose to attend Fresno State because he was able to do track and play football ... majoring in data analytics.



50

TYRONE SAMPSON JR

OL

x-x | xxx | Sr. | 5th Year

Detroit, Mich. (East English Village Prep)

CAREER GAMES: 16

2021 (JUNIOR): Saw action in two games.

2020 (SOPHOMORE): Played in four games ... starting right guard against New Mexico ... helped protect the top offense in the Mountain West ... named to the Fall Academic All-Mountain West team.

2019 (R-FRESHMAN): Appeared in 10 games ... had his first career start at center against Utah State (Nov. 9) ... also had starts against Nevada (Nov. 23) and San Jose State (Nov. 30) ... part of an offensive line unit that helped produce 2,162 rushing yards and 2,720 yards in the air in 2019... helped the offense to average 159.3 rushing yards per game and 226.7 passing yards per game ... part of an offensive line that kept two opponents from a sack this season.

2018 (FRESHMAN): Did not participate in any games, redshirted.

HIGH SCHOOL: Four-year varsity center at East English Village Prep ... helped the Bulldogs to a 9-2 overall record and a perfect 5-0 mark in conference play to lead the Detroit Public School League (Gold Division) in 2017 ... four-star recruit according to 247Sports ... ranked No. 4 center in the nation by ESPN and No. 6 overall player in the state of Michigan ... 2018 U.S. Army All-American selection ... All-City and All-State first team selection ... Detroit Public School League Lineman of the Year ... member of the Michigan Dream Team ... had interest and offers from Akron, Arizona State, Buffalo, Central Michigan, Eastern Michigan, Indiana, Kent State, Kentucky, Louisville, Minnesota, Mississippi, Nebraska, Ohio, Syracuse, Toledo, Virginia and Western Michigan.

PERSONAL: Born in Detroit, Mich. ... son of Lisa and Tyrone Sampson ... has an older brother, Durrell, and two sisters, Lunden and Asia ... majoring in criminology-law enforcement at Fresno State.





11

CALE SANDERS JR.

DB

x-x | xxx | So. | 2nd Year
New Caney, Texas (New Caney HS)

CAREER GAMES: 13

STARTS: 4



54

BULA SCHMIDT

OL

x-x | xxx | Sr. | 4th Year
Wahiawa, Hawai'i (O'Dea HS [Wash.]

CAREER GAMES: 26

STARTS: 17

2021 (FRESHMAN): Appeared in all 13 games as a true freshman ... earned the starting cornerback spot for the final four games of the season ... finished the year with 20 tackles (18 solo) ... had a forced fumble against Boise State (Nov. 6) ... had his first collegiate interception on the first pass play of the game against New Mexico (Nov. 13), returned it for 18 yards ... had three broken up passes on the season ... had a career-high four tackles at San Jose State (Nov. 25) ... had at least one tackle in the last six games of the season ... was named the Mountain West Freshman of the Week on Aug. 30, following two tackles and a broken up pass after the season opener against UConn (Aug. 28) ... part of a Bulldog defense who only allowed 20.5 points per game this season, while also holding two opponents scoreless. It was the first time since 2017 that a Fresno State team had multiple shutouts in a season ... helped Fresno State to two wins over ranked opponents, both on the road. It was the first time Fresno State defeated two Top 25 opponents in a season for the first time since 2004, and the first time both wins came on the road in the 100 year history of the program.

HIGH SCHOOL: Attended New Caney High School in Porter, Texas ... rated a three star recruit by 247Sports ... four-year varsity football player ... had 227 total tackles (122 solo) in his career. Recorded 24 TFL in his career, six career sacks, four career interceptions, 25 defended passes, four fumble recoveries and one forced fumble ... in his senior season in 2020, Sanders had 51 tackles, two interceptions, five defended passes and a fumble recovery in just eight games on the year ... also a major contributor on the offensive side of the ball as a running back, and added additional yardage as a returner ... helped his team to three district titles and a 33-12 overall record in his time at New Caney HS ... was the District 9-5A Offensive Most Valuable Player in 2019 ... earned first team All-Montgomery County honors as an athlete in 2019 ... was a second team All-County selection in 2018 ... also in 2018, he was a first team District 9-5A selection ... in his freshman year, he was named the District 21-5A Newcomer of the Year and a second team All-Montgomery County defensive back ... also a member of the track team ... had offers from Texas Tech, UCF, Colorado State and Houston.

PERSONAL: From Porter, Texas ... son of Cale and Natesha Sanders ... has three siblings ... enjoys gaming ... lists his biggest athletic thrill as big moments in games ... has not declared a major at Fresno State.

2021 (JUNIOR): Played in all 13 games this season ... started in all 13 at different areas of the offensive line ... a versatile member of the line, Schmidt started the first two games at right guard, started the next eight games at center, moved to left guard for the New Mexico game, and started the final two back at center ... blocked the top offense in the Mountain West and the No. 14 offense in the FBS ... Fresno State averaged 464.85 offensive yards per game ... Fresno State scored an average of 33.4 points per game ... the Bulldogs averaged 137.2 rushing yards per game and 326.7 passing yards per game ... part of an offensive line unit that allowed 25 sacks on the quarterback, its least in a season since 2019 ... helped Fresno State to two wins over ranked opponents, both on the road. It was the first time Fresno State defeated two Top 25 opponents in a season for the first time since 2004, and the first time both wins came on the road in the 100 year history of the program.

2020 (SOPHOMORE): Appeared in all six games this season ... was a special teams contributor ... saw limited action on the offensive line ... did not record a stat ... named to the Fall Academic All-Mountain West team.

2019 (FRESHMAN): Appeared in seven games and started four ... was the starting center against Air Force (Oct. 12), UNLV (Oct. 18), San Diego State (Nov. 15) and Nevada (Nov. 23) ... part of an offensive line unit that helped produce 2,162 rushing yards and 2,720 yards in the air in 2019... helped the offense to average 159.3 rushing yards per game and 226.7 passing yards per game ... part of an offensive line that kept two opponents from a sack this season ... Fall 2019 Academic All-Mountain West.

HIGH SCHOOL: 2018 All Metro League Football Team Defensive Lineman of the Year – Mountain Division ... 2018 All Metro League Football Team first-team offensive tackle ... 2018 All Metro League Football Team first-team defensive tackle ... selected to play in Polynesian Bowl (high school all-star game), held annually during the Polynesian Football Hall of Fame Enshrinement Week ... helped O'Dea High School to an 11-2 record in 2018 ... O'Dea was the Washington 3A State runner-up, falling in the state title game 31-13 to Eastside Catholic ... played all 13 games, logged 52 tackles and two sacks playing on the defensive line. The offense rushed for 3,843 yards ... originally from Wahiawa, Hawai'i.

PERSONAL: Born in Wahiawa, Hawai'i (same hometown as teammate Netane Muti) ... son of Peter and Koko Schmidt ... has two older brothers; Austin and Alema and a younger sister, Anela ... he enjoys spending time with his siblings ... was also recruited by Idaho State, Portland State and the University of Idaho ... chose to become a Bulldog because he wanted a great opportunity to make it to the next level and to be coached by Coach Tedford.

CALE SANDERS' STAT FILE

Tackles								
2021 - Freshman	UA	A	Total	TFL-Yds	INT-Yds	FF	FR	PBU
Uconn	2	0	2	0.0-0	0-0	0	0	1
at Oregon	0	0	0	0.0-0	0-0	0	0	0
Cal Poly	3	0	3	0.0-0	0-0	0	0	0
at UCLA	0	0	0	0.0-0	0-0	0	0	0
UNLV	0	0	0	0.0-0	0-0	0	0	0
at Hawai'i	0	0	0	0.0-0	0-0	0	0	0
at Wyoming	0	0	0	0.0-0	0-0	0	0	0
Nevada	0	2	2	0.0-0	0-0	0	0	0
at San Diego State	1	0	1	0.0-0	0-0	0	0	1
Boise State	3	0	3	1.0-4	0-0	1	0	0
New Mexico	2	0	2	0.0-0	1-18	0	0	0
at San Jose State	4	0	4	0.0-0	0-0	0	0	0
UTEP	3	0	3	0.0-0	0-0	0	0	1
Totals	18	2	20	1.0-4	1-18	1	0	3

CALE SANDERS' CAREER STATS

TACKLES	G	UA	A	TOTAL	TFL	YDS	PD	FF	FR	BLKD	QBH
2021	13	18	2	20	1.0	4	4	1	0	0	0
TOTAL	13	18	2	20	1.0	4	4	1	0	0	0

INTERCEPTIONS	G	NO.	YDS	TD	LNG	AVG/R	AVG/G
2021	13	1	18	0	18	18.0	1.4
TOTAL	13	1	18	0	18	18.0	1.4

CALE SANDERS' SINGLE-GAME BESTS

Solo Tackles: 4 (at San Jose St., 11/25/21)
Total Tackles: 4 (at San Jose St., 11/25/21)





22

MALIK SHERROD

RB

x-x | xxx | So. | 3rd Year
Oxnard, Calif. (Pacifica HS)

CAREER GAMES: 10

2021 (R-FRESHMAN): Played in eight games ... had 11 carries for 41 yards ... had kick return duties late in the season, finishing with nine returns for 177 total return yards ... had a career-best 22 yards with a career-long 19-yard run against Boise State (Nov. 6) ... had three carries in a game three times ... had six kick returns for 106 total return yards against Boise State ... the six returns tie for the most in a game in the MW this season ... had a career-long 24-yard return that night ... averaged 19.7 yards per kickoff return ... finished the season with 218 all-purpose yards.

2020 (FRESHMAN): Played in two games ... had one carry for three yards at Nevada (Dec. 5) ... also had an appearance against New Mexico (Dec. 12).

HIGH SCHOOL: Sherrod helped lead Pacifica High School to a 15-1 record in 2019 with 1,754 rushing yards on 189 carries while leading Pacifica to the CIF State Championship ... Pacifica is the first Ventura County HS to win a CIF State Championship Bowl Game ... scored 24 rushing touchdowns and seven receiving touchdowns as a senior ... scored in 14 of Pacifica High School's 15 games in 2019 ... had nine 100+ yard rushing games in 2019 - finishing his season with four consecutive 100+ yard games ... in those nine games, two were 200+ yard games ... averaged 114.9 rushing yards per game in 2019 and led the team by more than double in rushing yards, touchdowns and carries ... was the primary kick returner for the Triton's in 2019 with eight returns for 224 yards ... scored 35 touchdowns as a senior - 24 rushing, seven receiving, one fumble recovery return, two interception returns and one kickoff return ... added 75 total tackles and 8 interceptions as a safety in 2019 ... returned his eight interceptions for a total of 187 yards ... three star recruit by 247 Sports ... Pacifica High's leader in career rushing yards (3,206) and interceptions (13) ... named the league's Player of the Year, a first team selection on offense and defense as a senior ... was also recruited by and received offers from Air Force, Middle Tennessee State University, Montana, Montana State, Hawai'i, North Dakota, Sacramento State, San Jose State, South Dakota, Texas State, UC Davis, Utah State and Yale.

PERSONAL: From Oxnard, Calif. ... son of Garrick and Vulnavia Sherrod ... favorite athlete is LeBron James ... biggest athletic thrill is playing in a CIF championship game ... chose to attend Fresno State because of its tradition of winning ... majoring in psychology.

MALIK SHERROD'S STAT FILE

MALIK SHERROD'S CAREER STATS

RUSHING	G	ATT	YDS	TD	LG	AVG/C	AVG/G
2020	2	1	3	0	3	3.0	1.5
2021	8	11	41	0	19	3.7	5.1
TOTAL	10	12	44	0	19	3.7	4.4

KICK RETURN	G	NO.	YDS	TD	LG	AVG/R	AVG/G
2020	2	0	0	0	0	0.0	0.0
2021	8	9	177	0	27	19.7	22.1
TOTAL	10	9	177	0	27	19.7	17.7

MALIK SHERROD'S SINGLE-GAME BESTS

Carries: 3 (3x, last at San Jose State, 11/25/21)
Long Rush: 19 (vs Boise State, 11/6/21)
Rushing Yards: 22 (vs Boise State, 11/6/21)



7

REGGIE STRONG

NIK

x-x | xxx | Jr. | 4th Year
Vallejo, Calif. (Orange Lutheran HS)

CAREER GAMES: 10

STARTS: 1

2021 (SOPHOMORE): Appeared in two games ... played against Cal Poly (Sept. 11) and UNLV (Sept. 24) ... did not record a stat.

2020 (R-FRESHMAN): Played in all six games ... earned a start against New Mexico (Dec. 12) ... had 22 tackles on the year ... was tied for seventh on the team in tackles ... recorded 15 solo stops ... had the fifth-most solo tackles on the team ... had a career-high nine tackles against New Mexico ... had at least two stops in all but one game this season ... had four tackles, all solo, in the season opener against Hawai'i (Oct. 24) ... named to the Fall Academic All-Mountain West team.

2019 (FRESHMAN): Appeared in games against Nevada (Nov. 23) and San Jose State (Nov. 30) ... had an assist on a tackle against Nevada ... had a fumble recovery against the Wolf Pack ... utilized a redshirt season.

HIGH SCHOOL: Three-star recruit according to 247sports and ESPN ... registered 13 tackles, four defended passes, 70 rushing yards and two rushing touchdowns in four games during 2018 season ... rushed for 645 yards and six touchdowns on 137 carries as a junior ... posted 886 all-purpose yards and accounted for seven total touchdowns that season.

PERSONAL: Born in Vallejo, Calif. ... son of Teresa Davis ... is the youngest of six children ... has one older brother Joshua and four older sisters; Teresa, Trish, Shania and Danielle ... one of his favorite hobbies is to go out and learn new things ... was recruited by the Montana, Tulane, UNLV, San Jose State, Hawai'i, Colorado State, Wyoming, Nevada, Eastern Washington, New Mexico and Utah State ... is a Kinesiology major at Fresno State ... chose to be a Bulldog because it felt most like home. Also because of the atmosphere, the leadership, how genuine everybody is and being close to home. He felt that Fresno State has a championship team that works hard for everything.

REGGIE STRONG'S STAT FILE

REGGIE STRONG'S CAREER STATS

TACKLES	G	UA	A	TOTAL	TFL	YDS	PD	FF	FR	BLKD	QBH
2019	2	0	1	1	0.0	0	0	0	1	0	0
2020	6	15	7	22	0.0	0	0	0	0	0	0
2021	2	0	0	0	0.0	0	0	0	0	0	0
TOTAL	10	15	8	23	23	0.0	0	0	1	0	0

REGGIE STRONG'S SINGLE-GAME BESTS

Solo Tackles: 4 (2x, last vs New Mexico, 12/12/20)
Total Tackles: 9 (vs New Mexico, 12/12/20)

**89****JARED TORRES****TE**

x-x | xxx | Sr. | 5th Year
 Visalia, Calif. (El Diamante HS)

CAREER GAMES: 24

STARTS: 1

2021 (JUNIOR): Appeared in nine games as a primary member of the special teams unit ... did not record a stat.

2020 (SOPHOMORE): Played in all six games ... did not record a stat ... named to the Fall Academic All-Mountain West team.

2019 (R-FRESHMAN): Appeared in nine games ... had one start at San Diego State ... did not record a stat ... Fall 2019 Academic All-Mountain West selection.

2018 (FRESHMAN): Did not participate in any games, redshirted.

HIGH SCHOOL: Torres is a 2018 graduate of El Diamante High School in Visalia... helped lead the Miners to a 8-4 record as a senior in 2017 and first place in the West Yosemite League with a perfect 6-0 conference record... earned El Diamante HS defensive MVP as a senior competing for head coach Mark Rogers... academic honor roll member all four years of high school.

PERSONAL: Son of Leticia and Barnabe Torres... has two older sisters, Lauren and Larissa... Lauren played volleyball at Fresno State from 2014-17... enjoys fishing and hunting in his free time... criminology major... wants to be an FBI agent... favorite athlete is New England Patriots tight end Rob Gronkowski... most admires his mother who keeps him going... wanted to be a Bulldog since he was little and is bulldog born bulldog bred ... major at Fresno State is criminology-law enforcement.

**51****MOSE VAVAO****OL**

x-x | xxx | Jr. | 3rd Year
 Newark, Calif. (St. Francis HS)

CAREER GAMES: 18

STARTS: 14

2021 (SOPHOMORE): Appeared in all 13 games this season ... was a starting offensive lineman in all 13 games, starting the season at left guard in the first six games then making the move to right guard to close out the season ... blocked the top offense in the Mountain West and the No. 14 offense in the FBS ... Fresno State averaged 464.85 offensive yards per game ... Fresno State scored an average of 33.4 points per game ... the Bulldogs averaged 137.2 rushing yards per game and 326.7 passing yards per game ... part of an offensive line unit that allowed 25 sacks on the quarterback, its least in a season since 2019 ... helped Fresno State to two wins over ranked opponents, both on the road. It was the first time Fresno State defeated two Top 25 opponents in a season for the first time since 2004, and the first time both wins came on the road in the 100 year history of the program.

2020 (FRESHMAN): Appeared in all six games as a true freshman ... got the start at left guard in the final two games of the season ... helped protect for the top offense in the Mountain West, leading Fresno State to an average of 479.3 yards per game ... part of an offensive line unit that protected the top passing offense in the Mountain West with 356.3 average yards per game ... also helped protect the No. 5 passing offense and No. 17 total offense in the NCAA ... was the only true freshman to see play time on the offensive line this season.

HIGH SCHOOL: Attended Saint Francis HS ... was a three-year varsity letterwinner ... played offensive and defensive line in high school ... helped team to 30-13 record over three seasons ... was apart of a state championship team in 2017 ... member of the WCAL conference championship team in 2018 ... received an invite and played in the 2020 Polynesian Bowl ... was a first team All-WCAL lineman.

PERSONAL: From Newark, Calif. ... son of James and Joli Vavao ... has three siblings - Mathias, Malia and Brittany ... favorite athlete is Kobe Bryant for his "mamba mentality" ... chose to attend Fresno State because he liked the people and the atmosphere in the Valley ... intended business finance major.





78

OSMAR VELEZ

x-x | xxx | Jr. | 4th Year
Lost Hills, Calif. (Wasco HS)

OL

CAREER GAMES: 2

2021 (SOPHOMORE): Appeared in two games ... saw limited action against UConn (Aug. 28) and UTEP (Dec. 18).

2020 (R-FRESHMAN): Did not see game action ... sat out the season with injury.

2019 (FRESHMAN): Redshirted.

HIGH SCHOOL: Graduate of Wasco High School ... played four years splitting time as a defensive end and tight end ... was a first team all-league selection ... named league MVP ... played in the All-Star Army Bowl game ... recorded 100 tackles and seven sacks in his career ... team captain ... was also a member of the Future Farmers of America ... was president of the football club ... volunteered with the Home Depot community clean up group.

PERSONAL: Born in Bakersfield, Calif. ... son of Guadalupe Velez and Rosa Ruiz ... has an older brother, Alan ... has one younger brother, Eddie ... enjoys weight lifting ... favorite athlete is Kobe Bryant because he never gives up ... his biggest athletic thrill is the energy of the game ... majoring in plant science.



84

TRE WATSON

x-x | xxx | So. | 2nd Year
Rio Rancho, N.M. (Cleveland HS)

TE

CAREER GAMES: 29

STARTS: 2

2021 (FRESHMAN): Appeared in 12 games and started two ... recorded 10 catches for 134 yards as a true freshman ... had a season-best performance at the PUBG Mobile New Mexico Bowl, recording two catches for 41 yards ... had a career-long 25-yard catch at Hawai'i (Oct. 2) ... had a career-best four receptions at then-No. 21 San Diego State (Oct. 30) ... averaged 13.4 yards per catch ... played a big role in blocking for the run game as well this season ... helped Fresno State to two wins over ranked opponents, both on the road. It was the first time Fresno State defeated two Top 25 opponents in a season for the first time since 2004, and the first time both wins came on the road in the 100 year history of the program.

HIGH SCHOOL: Attended Cleveland High School in Rio Rancho, N.M. ... Watson averaged 72 yards per game in his last season of high school football (2019). He played in three games of the season due to suffering a broken arm ... in the abbreviated season, Watson had 14 receptions for 216 yards ... scored three touchdowns and had a career-long 47-yard catch in the three games played ... recorded 512 career receiving yards and eight career touchdowns ... averaged 16 yards per catch ... also played basketball and received offers to play at the collegiate level ... all-state selection in both football and basketball ... named New Mexico Male Athlete of the Year by MaxPreps ... considered one of New Mexico's top tight end prospects ... rated a three-star recruit by 247Sports ... honor roll student ... volunteered with food drives and Elementary School visits.

PERSONAL: From Rio Rancho, New Mexico ... son of CJ and Michelle Watson ... has one sibling, China ... father played baseball at Christopher Newport University (1994-1996) ... favorite athlete is Calvin Johnson ... biggest athletic thrill is scoring his first varsity touchdown as a freshman ... was also recruited by Liberty, New Mexico, Texas State, Army, Air Force, Washington, UCLA, San Jose State and New Mexico State ... chose to be a Bulldog because of the relationships between the players and the coaches, and the culture around the football program ... intends to major in business.

TRE WATSON'S STAT FILE

TRE WATSON'S CAREER STATS

RECEIVING	G	REC	YDS	TD	LG	REC/G	AVG/C	AVG/G
2021	12	10	134	0	25	0.8	13.4	11.2
TOTAL	12	10	134	0	25	0.8	13.4	11.2

TRE WATSON'S SINGLE-GAME BESTS

Receptions: 4 (at San Diego St., 10/30/21)
Receiving Yards: 41 (vs UTEP, 12/18/21)
Long Reception: 25 (at Hawai'i, 10/2/21)



32

EVAN WILLIAMS

DB

x-x | xxx | Sr. | 4th Year
Campbell, Calif. (Saint Francis HS)

CAREER GAMES: 29

STARTS: 23

2021 (JUNIOR): All-Mountain West first team defensive back ... started all 13 games at safety for the Bulldogs ... finished the season as the team's leading tackler with 93 tackles (60 solo) ... was No. 9 in the Mountain West in total tackles, third among all defensive backs ... added 4.5 tackles for loss ... had a forced fumble against Cal Poly (Sept. 11) ... had a team-high two fumble recoveries, ranking No. 22 in the FBS ... led the team with three interceptions, grabbing a conference-best two at Wyoming (Oct. 16) and one at then-No. 21 San Diego State ... ranked No. 36 in the FBS in total interceptions ... added a team-high six broken up passes ... recorded five 10-tackle games, the most by a Bulldog defensive back since 2016 ... had his first career 10-tackle performance at then-No. 11 Oregon (Sept. 4) ... picked up a career-high 13 tackles (10 solo) at then-No. 21 San Diego State, leading the 'Dogs to the win with 13 tackles, 1.0 tackles for loss, one interception and two broken up passes against the Aztecs ... had three-straight games with 10-plus tackles - Nevada (Oct. 23), SDSU (Oct. 30), and Boise State (Nov. 6) ... had a career-high 1.5 tackles for loss against Nevada ... Mountain West Defensive Player of the Week (Nov. 1) ... 2021 CoSIDA Academic All-District ... part of a Bulldog defense who only allowed 20.5 points per game this season, while also holding two opponents scoreless. It was the first time since 2017 that a Fresno State team had multiple shutouts in a season ... helped Fresno State to two wins over ranked opponents, both on the road. It was the first time Fresno State defeated two Top 25 opponents in a season for the first time since 2004, and the first time both wins came on the road in the 100 year history of the program.

2020 (SOPHOMORE): All-Mountain West honorable mention defensive back ... played in four games this season ... started all four ... was third on the team with 27 tackles, despite only playing in four games ... had 21 solo tackles ... had a season-high eight tackles twice, in back-to-back games, at UNLV (Nov. 7) and at Utah State (Nov. 14) ... all eight tackles at UNLV were solo stops ... had his first TFL, forced fumble and blocked kick of the season at Utah State ... added two broken up passes on the year ... was voted a team captain as a true sophomore by his teammates ... was named the team's Defensive Skill Player of the Game for his efforts against Utah State ... was also the Special Teams Player of the Game versus the Aggies ... Phil Steele All-Mountain West fourth team selection ... named to the Fall Academic All-Mountain West team.

2019 (FRESHMAN): Appeared in all 12 games, and started five as a true freshman ... was seventh on the team with 40 tackles (31 solo) ... led all freshmen in tackles ... named Mountain West Defensive Player of the Week on Nov. 4 ... the first-ever freshman to be named Mountain West Defensive Player of the Week for the 'Dogs, and the first to pick up any MW player of the week since 2013 ... got his first career start at Hawai'i and went on to have a career-best game with nine tackles and an interception ... had nine tackles (eight solo) the next week against Utah State (Nov. 9) ... also had nine tackles against Nevada (Nov. 23) ... had a forced fumble against Nevada (Nov. 23) ... had two pass breakups ... Fall 2019 Academic All-Mountain West selection.

HIGH SCHOOL: Finished his senior season at St. Francis High School with 891 receiving yards ... set a school record in receiving touchdowns - career and single season ... was named the West Catholic Athletic League Player of the Year in 2018 ... 2018 CCS All-Around Player of the Year ... first team All-Nor Cal ... helped St. Francis HS to a state championship title ... carried a 3.7 GPA throughout high school ... volunteered at local food banks and was a little league baseball coach.

PERSONAL: Born in Los Gatos, Calif. ... son of Garey and Dani Williams ... has one older brother, Bennett ... brother currently plays football at Oregon and his father played football at Cal ... was also recruited by Air Force, UC Davis, Columbia, Colorado State and Montana State ... his hobbies include basketball, juggling, eating and playing video games ... his favorite athlete is Tyrann Mathieu because he plays fast and he is undersized and underestimated ... his biggest athletic thrill is a big hit in football ... is a business management major ... chose to attend Fresno State because it is the highest level of football and he is able to stay close to home.

EVAN WILLIAMS' STAT FILE

2021 - Junior	Tackles			TFL-Yds	INT-Yds	FF	FR	PBU
	UA	A	Total					
UConn	1	2	3	0.5-2	0-0	0	0	0
at Oregon	5	7	12	0.0-0	0-0	0	0	1
Cal Poly	5	0	5	1.0-2	0-0	1	1	0
at UCLA	6	6	12	0.0-0	0-0	0	0	0
UNLV	4	2	6	0.0-0	0-0	0	0	1
at Hawai'i	2	1	3	0.0-0	0-0	0	0	0
at Wyoming	4	3	7	0.5-1	2-28	0	0	0
Nevada	8	2	10	1.5-5	0-0	0	1	0
at San Diego State	10	3	13	1.0-2	1-36	0	0	2
Boise State	8	2	10	0.0-0	0-0	0	0	2
New Mexico	0	0	0	0.0-0	0-0	0	0	0
at San Jose State	4	4	8	0.0-0	0-0	0	0	0
UTEP	3	1	4	0.0-0	0-0	0	0	0
Totals	60	33	93	4.5-12	3-64	1	2	6

2020 - Sophomore	Tackles			TFL-Yds	INT-Yds	FF	FR	PBU
	UA	A	Total					
Hawai'i	3	1	4	0.0-0	0-0	0	0	0
Colorado State	7	1	8	0.0-0	0-0	0	0	1
at UNLV	8	0	8	0.0-0	0-0	0	0	0
at Utah State	3	4	7	0.5-0	0-0	1	0	1
Totals	21	6	27	0.5-0	0-0	1	0	2

2019 - Freshman	Tackles			TFL-Yds	INT-Yds	FF	FR	PBU
	UA	A	Total					
at USC	1	0	1	0.0-0	0-0	0	0	0
Minnesota	0	0	0	0.0-0	0-0	0	0	0
Sacramento State	0	0	0	0.0-0	0-0	0	0	0
at New Mexico State	0	0	0	0.0-0	0-0	0	0	0
at Air Force	0	0	0	0.0-0	0-0	0	0	0
UNLV	0	0	0	0.0-0	0-0	0	0	0
Colorado State	0	1	1	0.0-0	0-0	0	0	0
at Hawai'i	7	2	9	0.0-0	1-0	0	0	1
Utah State	8	1	9	0.0-0	0-0	0	0	0
at San Diego State	4	0	4	0.0-0	0-0	0	0	0
Nevada	8	1	9	0.0-0	0-0	1	1	0
San Jose State	3	4	7	0.0-0	0-0	0	0	1
Totals	31	9	40	0.0-0	1-0	1	1	2

EVAN WILLIAMS' CAREER STATS

TACKLES	G	UA	A	TOTAL	TFL	YDS	PD	FF	FR	BLKD	QBH
2019	12	31	9	40	0.0	0	3	1	1	0	0
2020	4	21	6	27	0.5	0	2	1	0	1	0
2021	13	60	33	93	4.5	12	9	1	2	0	0
TOTAL	29	112	48	160	5.0	12	14	3	3	1	0

INTERCEPTIONS	G	NO.	YDS	TD	LNG	AVG/R	AVG/G
2019	12	1	0	0	0	0.0	0.0
2020	4	0	0	0	0	0.0	0.0
2021	13	3	64	0	36	21.3	4.9
TOTAL	29	4	64	0	36	16.0	2.2

EVAN WILLIAMS' SINGLE-GAME BESTS

Solo Tackles: 10 (at San Diego State, 10/30/21)
Total Tackles: 13 (at San Diego State, 10/30/21)
Interceptions: 2 (at Wyoming, 10/16/21)





8

JALEN WILLIAMS**DB**

x-x | xxx | RFr. | 2nd Year

Lancaster, Calif. (Parclete HS)

CAREER GAMES: 3

2021 (FRESHMAN): Played in three games ... saw action against Boise State (Nov. 6), San Jose State (Nov. 25) and UTEP (Dec. 18), primarily on special teams ... did not record a stat ... utilized a redshirt season.

HIGH SCHOOL: Attended Paraclete High School in Lancaster, California ... rated a three star recruit by 247Sports ... three-time first team All-Gold Coast League selection ... 2020 Gold Coast Defensive Player of the Year ... Williams is the No. 55 cornerback nationally in the 2021 class, according to The Athletic ... said to be Fresno State's No. 1 all-time cornerback commit and No. 17 all-time commit in the 247Sports era ... helped his team to a 2019 playoff appearance ... had 20 tackles (12 solo) and two interceptions in 2018. Also added five deflected passes ... an honor roll student ... National Honor Society ... volunteered with AV Care Center ... also a member of the track team at Paraclete High School ... received offers from Boise State, Navy, Vanderbilt and Army

PERSONAL: From Lancaster, California ... son of Dion Mabrie and Donnetta Williams ... has six siblings ... hobbies include community service work and playing video games ... favorite athlete is Jalen Ramsey because he is physical and a top talent at his position ... biggest athletic thrill is getting to play Division I Football ... chose to attend Fresno State because he fell in love with the staff, and the pride of being a Bulldog. He says Fresno State is the only place that truly felt like home ... undecided on a major.

**85****NATHAN ACEVEDO****WR**x-x | xxx | Fr. | 1st Year
San Diego, Calif. (Lincoln HS)

HIGH SCHOOL: Attended Lincoln High School in San Diego, Calif. ... 2021 Stats: 979 yards, 22.8 yards per catch, averaged 89.0 yards per game and six touchdowns ... 2020 Stats: 866 yards, 25.5 yards per catch, averaged 173.2 yards per game and eight touchdowns ... listed as a three-star recruit.

PERSONAL: From San Diego, Calif. ... son of Anthony Jones Jr. and Dilsy Acevedo ... has one sibling ... favorite athlete is Odell Beckham Jr because he can relate to him ... biggest athletic thrill is catching a deep ball ... had recruiting interest from Utah State, Idaho, UNLV, and Southern Minnesota ... chose to attend Fresno State because they treated him like family.

**58****MILES BAILEY****DL**x-x | xxx | Fr. | 1st Year
Vallejo, Calif. (Benicia HS)

HIGH SCHOOL: Attended Benicia High School ... 2021: 61 tackles (38 solo), averaged 4.7 tackles per game, 10.0 sacks and two forced fumbles ... career Stats: 134 tackles (80 solo), 4.3 tackles per game, 23.0 sacks, three forced fumbles and five fumble recoveries ... three-star recruit ... third team All-State selection ... first team All-Conference ... was an honor roll student ... participated in community service events.

PERSONAL: From Vallejo, Calif. ... son of Eric and Tiffany Bailey ... has three older siblings ... enjoys games, swimming, fishing and relaxing ... biggest athletic thrill is walking down the tunnel for games ... had interest from UNLV, Army, Colorado State and Air Force ... chose to attend Fresno State because it is a great program that is family orientated.

**20****SIMI BAKARE****RB**x-x | xxx | Sr. | 5th Year
Austin, Texas (Cedar Ridge HS/Missouri)

PRIOR TO FRESNO STATE: Joins the Fresno State program as a transfer from Missouri ... spent four seasons with Mizzou (2018-21) ... made an immediate impact at Missouri, playing in eight games as a true freshman in 2018, getting reps on offense and on special teams ... appeared in 32 career games with the Tigers ... totaled 19 carries for 90 yards and one touchdown in his career ... earned SEC Academic Honor Roll recognition in three years (2018, 19, 20).

HIGH SCHOOL: Attended Cedar Ridge High School in Round Rock, Texas ... a two-star prospect according to Rivals and 247Sports.com ... guided Cedar Ridge to the Texas Class 6A state semifinals during his senior season ... rushed for 1,714 yards on 181 carries with a school-record 29 touchdowns as a senior ... part of an offense that averaged 45.5 points per game ... also ran track & field and was part of a 4x800m relay team that qualified for the regional meet.

PERSONAL: From Austin, Texas ... son of Toyin Bakare ... has one sibling ... favorite athlete is Adrian Peterson ... biggest athletic thrill is scoring a touchdown ... chose to attend Fresno State because he wants to win.

**70****MATAI BELL****OL**x-x | xxx | Fr. | 1st Year
Antioch, Calif. (Campolindo HS)

PRIOR TO FRESNO STATE: Spent the 2021 season at West Point Prep School.

HIGH SCHOOL: Attended Campolindo High School ... first team for the following groups: All-Bay Area, West Coast Prep, Chronicle All-Metro and the Bay Area News Group ... ranked the No. 2 ranked offensive lineman by West Coast Preps ... led the team to a 2017 NCS championship ... was also a member of the track team ... qualified for state championships in the shot put ... was a part of the founding group, and served as the president, of the Black Student Union at Campolindo High School.

PERSONAL: From Antioch, Calif. ... full name: Jelani Matai Bell ... son of Michael and Lesia Bell ... has four siblings ... enjoys music production ... favorite athlete is Trent Williams because he changed the game for offensive linemen ... biggest athletic thrill is making plays in front of thousands of fans ... chose to attend Fresno State because of the relationship he created with Coach Tuitele, and he loved the program.

**28****JOMARION BRIGGS****DB**x-x | xxx | Fr. | 1st Year
Stockton, Calif. (Lincoln HS)

HIGH SCHOOL: Attended Lincoln High School in Stockton, Calif. ... was a four-year letterwinner ... played several positions throughout high school, including quarterback, wide receiver and defensive back ... 2021 Stats: 25 tackles (9 solo), 2.3 tackles per game, five interceptions and 1.0 sack ... helped lead Lincoln HS to a 7-4 (4-1 Conference) record this season ... No. 68 cornerback recruit in the nation ... Three-star recruit ... was an honor roll student ... coached the youth 7-on-7 camps.

PERSONAL: From Stockton, Calif. ... son of Frank Green and Marisha Morgan-Green ... has three siblings ... favorite athlete is Jalen Ramsey ... high school teammate of current Bulldog linebacker and fellow classmate Tim Thomas III ... biggest athletic thrill is walking down the ramp on game day ... had recruiting interest from UCLA, Arizona, Colorado, New Mexico and Utah State ... chose to attend Fresno State because it felt like home, and it was the first program to offer him.





36

NICK A'AMBRA

LS

x-x | xxx | Sr. | 5th Year

Glen Ellyn, Ill. (Glenbard South HS/Western Illinois)

SENIOR (2022): Joined the Fresno State football team as a mid-year enrollee in January 2022, will have two years of eligibility while at Fresno State.

PRIOR TO FRESNO STATE: Western Illinois (2021): Appeared in every game... returned a kick for 11 yards during the season closer at Northern Iowa (Nov. 20) and had two tackles... made a solo tackle at North Dakota (Oct. 23). (2020-21): MVFC Commissioner's Academic Excellence ... MVFC Academic Honor Roll ... appeared in five games ... caught one pass for nine yards ... finished the season with three tackles ... also served as WIU's long snapper ... led the team with two fumble recoveries. **(2019):** MVFC Commissioner's List of Academic Excellence Award ... MVFC Honor Roll ... appeared in all 12 games ... finished with four solo tackles, recorded two at Tennessee Tech. (2018): MVFC Honor Roll (2018) ... no appearance... redshirted

HIGH SCHOOL: Competed on the football, track and field, and hockey teams at Glenbard South HS ... earned five varsity letters ... recorded the school's single-season record in tackles ... a three-time academic honor roll selection (2016-18) ... named all-conference in 2016 and 2017 ... additional 2017 honors include: Metro Suburban Defensive MVP, Dupage Daily Herald All-Area, Suburban Life All-Area, first team all-state

PERSONAL: From Glen Ellyn, Ill. ... has two younger siblings ... cites mom as his biggest influence, "she has always been there for me through tough times and good times - always getting up early to drive me to morning workouts, coming to and supporting me at all my sporting events. She is my role model. She is my hero!" ... enjoys fishing and watching movies ... favorite athlete is Tom Brady ... chose to attend Fresno State because of the hometown feel, the relationships, and the incredible opportunity to play football at a high level.



29

JAYDEN DAVIS

DB

x-x | xxx | Fr. | 1st Year

Fresno, Calif. (Bullard HS)

HIGH SCHOOL: Attended Bullard High School in Fresno, Calif. ... was a four-year varsity letterwinner ... three star recruit ... played both sides of the ball at Bullard HS as a wide receiver and a defensive back ... was named the Defensive Player of the Year ... All-State selection ... as a senior at Bullard, Davis had 84 tackles (49 solo), 4.5 tackles for loss, 2.0 sacks, 6 interceptions for a total of 153 return yards, 1 interception returned for a touchdown, 3 forced fumbles, and 2 passes defended ... in his three year varsity career (29 games played), Davis totaled 110 tackles (61 solo), 8 interceptions for 201 total return yards, and 3 forced fumbles ... as an offensive player, Davis had over 1,200 yards receiving with 19 total touchdowns (17 receiving) in his career ... was also a member of the special teams unit at Bullard HS, contributing as a kickoff returner ... at the completion of his senior season, Davis was awarded the Most Outstanding Defensive Back award by Bullard HS. He also earned recognition for being a two-way player ... was also a track athlete at Bullard High School.

PERSONAL: From Fresno, Calif. ... son of Monica Grayson ... has one older brother ... favorite athlete is Jaylon Johnson because he is a local of Fresno ... had interest from Eastern Washington, NAU and Sacramento State ... chose to attend Fresno State because the love the program showed, and there is no place like home.



4

ANDRES FOX

DE

x-x | xxx | Sr. | 5th Year

Mobile, Ala. (Mobile Christian/Stanford)

PRIOR TO FRESNO STATE: Spent four seasons at Stanford (2018-21) ... played as a linebacker for the Cardinal ... **(2021)** appeared in six games with one start ... made seven tackles with 1.5 TFL ... **(2020)** played in all six games ... made three tackles ... **(2019)** played in the first four games of the season - eligible to retain year of eligibility due to NCAA redshirt rules ... **(2018)** played in seven games ... finished with three tackles (one solo), 1.5 TFL and 1.5 sacks ... made collegiate debut in win over UC Davis (Sept. 15) ... first career tackle and half sack at Washington (Nov. 3).

HIGH SCHOOL: Prepped at Mobile Christian (Ala.) for head coach Ronnie Cottrell ... nation's 138th-best recruit by ESPN, 245th by PrepStar ... nation's 14th-best defensive end by ESPN, 17th by PrepStar ... nation's 19th-best weak-side defensive end by Rivals, 22nd by 247Sports ... Alabama's sixth-best recruit by ESPN, seventh by PrepStar, 10th by 247Sports, 12th by Rivals ... 88 tackles (28 for loss), 13 sacks, seven forced fumbles as a senior ... 18 sacks as a junior ... 2017 Alabama High School Athletic Association 3A Defensive Lineman of the Year ... 2017 All-Coastal Alabama first team ... 2017 AL.com and Birmingham News Super All-State first team ... three-time team captain ... led team to state runner-up finish in 2016 ... also competed in basketball and track and field ... second in javelin throw at 12-under Junior Olympics ... 2016 Mobile Christian Physics Student of the Year.

PERSONAL: From Mobile, Alabama ... son of Barry Beard and Lakrisha Padgett ... has one sister, Hailey ... uncle, Eric Yelding, played baseball for the Houston Astros and Chicago Cubs.



24

JUSTIN GUIN

RB

x-x | xxx | Fr. | 1st Year

Novato, Calif. (San Marin HS)

HIGH SCHOOL: Attended San Marin High School in Novato, Calif. ... played in all three phases of the game as a running back, linebacker, kickoff returner and punt returner ... was a first team all-conference selection ... first team all-region honoree ... first team all-state player ... named Bay Area All-Metro Player of the Year ... SB Live All-NCS Player of the Year ... also played basketball ... was an honor roll student.

PERSONAL: From Novato, California ... son of Jo and Michelle Guin ... has two siblings ... father played football at San Francisco State ... favorite athlete is Russell Westbrook because of his athleticism and play style ... biggest athletic thrill is scoring a long touchdown run ... chose to attend Fresno State because it gave him an opportunity to play college football.



80

ZACH HARTSFIELD

TE

x-x | xxx | Sr. | 5th Year

Bakersfield, Calif. (Centennial/Bakersfield JC/Eastern Michigan)

PRIOR TO FRESNO STATE: Eastern Michigan: (2020) Joined the EMU program as an incoming recruit and appeared in one game... **Bakersfield JC:** Played under Head Coach Jeff Chudy for two seasons as a Renegade... Listed as a two-star recruit and the 10th-best junior college tight end by 247Sports... Hauled in 12 receptions in 12 career games... Averaged 19.3 yards per reception while with the squad... Finished with 193 total receiving yards at Bakersfield... Twice named an All-Southern California Football Association All-Conference selection (2019 - first team, 2018 - second team)

HIGH SCHOOL: Attended Centennial High School and played under Head Coach Chad Brown... Was a 2017 all-league first team honoree as a wide receiver, and all-area second team selection at linebacker... Twice appointed as a team captain, and once earned team defensive MVP.

PERSONAL: Son of Chris and Kristi Hartsfield... has one brother, Cody.



23

JACOB HOLMES

DL

x-x | xxx | Fr. | 1st Year

Phoenix, Ariz. (Chandler HS)

HIGH SCHOOL: Attended Chandler High School ... as a senior in 2021, he helped the team to an 11-2 record with a state championship appearance ... Chandler HS ranked as the No. 3 high school football program in the state of Arizona in 2021 ... was a three-year member of varsity. Holmes totaled 144 tackles (66 solo) and 29.0 tackles for loss in his varsity career. He also added 8.0 sacks, three fumble recoveries and two forced fumbles ... in only three games played in 2020, he impressed with 23 tackles (18 solo) and 11 tackles for loss in that shortened season due to the COVID-19 pandemic ... began his high school football career at Cesar Chavez High School before transferring to Chandler High School as a senior ... first team All-Region defensive end ... 2021 Phoenix Union District Defensive Player of the Year ... named the 2018 Freshman Defensive Lineman of the Year at Cesar Chavez HS ... coached local youth football team.

PERSONAL: From Phoenix, Arizona ... son of Jacob Holmes Sr. and Sunny Barren ... has two older siblings ... favorite athlete is Ray Lewis ... biggest athletic thrill is walking down the tunnel on game day ... had recruiting interest from Oregon State, West Virginia, Arizona, Arizona State and UTEP ... chose to attend Fresno State because of the coaching staff.



17

JOHNNY HUDSON JR.

DL

x-x | xxx | Jr. | 3rd Year

Atlanta, Ga. (Washington HS/Jones College/Contra Costa College)

2022 (JUNIOR): Joins the Fresno State program as a mid-year enrollee in Jan. 2022 ... will have two years of eligibility remaining.

PRIOR TO FRESNO STATE: Spent the 2021 season at Contra Costa College in the California Bay Area ... helped Contra Costa College to a 10-1 record in 2021 ... had 28 tackles, two forced fumbles, and 5.5 sacks in 10 games played during the 2021 season ... also had a blocked kick in the season opener ... ranked fourth in the league in sacks and eighth in sack yards ... (2020) spent the 2020 season at Jones College ... appeared in 10 games and recorded 15 tackles, 2.0 tackles for loss, 1.0 sack and a broken up pass.

PERSONAL: From Atlanta, Georgia ... son of Johnny Hudson Sr. and Cassandra Cofield ... has four brothers and two sisters. He is the youngest sibling ... favorite athlete is Aaron Donald ... biggest athletic thrill has been earning Defensive Player of the Year honors ... had interest from Temple, Memphis, FAU, Oregon, San Jose State and Utah State ... chose to attend Fresno State because the coaches made it feel like home.



73

JACOB ISAIA

OL

x-x | xxx | Sr. | 5th Year

Las Vegas, Nev. (Bishop Gorman HS/Michigan State)

PRIOR TO FRESNO STATE: Was a three-year letterwinner at Michigan State ... played in 24 career games for the Spartans, primarily on special teams ... has seen action on 88 plays on special teams during his career **2021:** Appeared in all 13 games, primarily on special teams ... saw action on a career-high 68 plays on special teams ... had three snaps on offense **2020:** Played 16 snaps on special teams and six on the offensive line in five total games to earn his second letter **2019:** Played in six games to earn his first letter ... saw action on 13 snaps on offense and also played on special teams ... earned the start as a fullback at Michigan as the Spartans began the game in an I-formation **2018:** Redshirted.

HIGH SCHOOL: Consensus No. 1 offensive line prospect in the state of Nevada (ESPN.com, 247Sports, Rivals.com) ... played in the Under Armour All-America Game on Jan. 4 in Orlando ... also played in the Polynesian Bowl on Jan. 20 at Aloha Stadium in Hawai'i ... listed as one of the best players in the state of Nevada by ESPN.com (No. 5), 247Sports (No. 8) and Rivals.com (No. 8) ... ranked one of the best offensive guards in the nation by ESPN.com (No. 36) ... rated one of the best centers in the country by 247Sports (No. 18) ... named one of the top 100 overall players in the West by ESPN.com ... chosen to USA TODAY's All-Nevada First Team ... played two seasons for Coach Kenny Sanchez at Bishop Gorman High School and was a member of two state championship teams ... helped lead Bishop Gorman to a 13-2 record and a No. 14 national ranking by MaxPreps ... the Gaels also won their ninth consecutive state title in 2017 ... was a first-team All-Southwest League selection as a tackle ... earned honorable mention all-state honors as a junior in 2016 as Bishop Gorman went 15-0 and finished the season ranked No. 1 in the nation by USA TODAY ... also named to the 2016 ALL-USA TODAY Nevada First Team ... played his first two seasons of high school at Iolani High in Honolulu, Hawaii.

PERSONAL: From Las Vegas, Nev. ... was born in Baltimore, Md., but was raised in Honolulu, Hi. ... son of Sale Isaia and Amy and Brett Hitzeman ... his father, Sale, was a four-year letterwinner as an offensive lineman at UCLA and spent five seasons in the NFL with the Browns (1995-96), Ravens (1997-98) and Patriots (2000) ... grandson of former Michigan State All-American and Hall of Famer Bob Apisa, who helped lead the Spartans to Big Ten and National Championships in 1965 and 1966 as a fullback; Bob was inducted into the MSU Athletics Hall of Fame in 2017 and the Polynesian Football Hall of Fame in January 2018 ... hobbies include cooking, working out and binge watching shows ... biggest athletic thrill is getting a win on the road ... chose to attend Fresno State because the program checked all of the boxes he had in regards to helping him on and off the field ... is pursuing his master's of education.





97

JAHZON JACKS

DL

x-x | xxx | Fr. | 1st Year
East Palo Alto, Calif. (St. Mary's HS)

HIGH SCHOOL: Attended St. Mary's High School in Stockton, Calif. ... 2021 Stats: 13 games, 48 tackles (30 solo), averaged 3.7 tackles per game and 5.0 sacks for 30 yards ... career Stats: 108 tackles (66 solo), 7.5 sacks, 4.0 tackles per game, 2.0 TFLs and two fumble recoveries ... three-star recruit ... was a four-year varsity letter winner ... helped the team to a 10-3 record as a senior ... was also a member of the track team, where he excelled in shot put and discus ... was a member of the National Honor Society.

PERSONAL: From East Palo Alto, Calif. ... son of Aliba Jacks and Fee Keys-Jacks ... has one sibling ... listed his favorite team as the Golden State Warriors ... also had recruiting interest from Sacramento State ... chose to attend Fresno State because the fan base is awesome.



82

JOSHUA JOHNSON

WR

x-x | xxx | Fr. | 1st Year
Gardena, Calif. (Warren HS)

HIGH SCHOOL: Attended Warren High School in Downey, Calif. ... helped Warren High School to a San Gabriel League title in 2021.

PERSONAL: From Gardena, Calif. ... son of Jermaine and LaJoy Johnson ... has two older siblings ... favorite athletes are Davante Adams and Cooper Kupp because they pay attention to details ... biggest athletic thrill is team wins ... chose to attend Fresno State because of academics and football.



65

ANTHONY LAFRANCE

OL

x-x | xxx | So. | 3rd Year
Chino, Calif. (Ruben S. Ayala HS/Riverside CC)

PRIOR TO FRESNO STATE: Comes to Fresno State as a left tackle from Riverside City College. He spent his first season out of high school at Weber State before deciding to go the junior college route ... LaFrance would have three seasons of eligibility to play at Fresno State ... entered the 2021 season as a second team Junior College Gridiron preseason all-american offensive tackle ... helped lead Riverside City College to a 10-3 record in 2021 ... led team to California Community College Athletic Association (CCCAA) State Championship game in 2021 ... was a unanimous first team all-conference offensive lineman.

HIGH SCHOOL: Attended Ruben S. Ayala High School in Chino Hills, Calif. ... as an All-CIF selection ... was an All-League selection as an offensive lineman.

PERSONAL: From Chino, Calif. ... son of Anthony LaFrance and Bernadette Helton ... has one older sibling ... favorite athlete is Shaquille O'Neal because of his dominance ... his biggest athletic thrill is winning ... received recruiting interest from Hawai'i, Buffalo and Sam Houston ... chose to attend Fresno State because of the great program, and its culture.



92

GAVRIEL LIGHTFOOT

DL

x-x | xxx | Fr. | 1st Year
Moreno Valley, Calif. (Centennial HS)

HIGH SCHOOL: Attended Centennial High School in Corona, Calif. ... was a four-year football letterwinner as a defensive tackle ... was an all-conference, all-state and all-CIF selection ... was named the team's most valuable player ... 2021 Stats: 41 tackles (9 solo), 3.4 tackles per game, 4.5 sacks and 18 quarterback hurries ... helped lead Centennial to an 11-1 (5-0 Conference) record ... Three-star recruit... was a member of the honor guard.

PERSONAL: From Moreno Valley, Calif. ... son of Latrice Lightfoot ... lists his grandfather, Derrick Lightfoot as a guardian ... enjoys working out and roller skating ... favorite athlete is Aaron Donald because he is relentless ... biggest athletic thrill is getting sacks or big plays ... had interest from Hawai'i, Nevada, Morgan State and San Diego State ... chose to attend Fresno State because he loves it here, and it feels like home.



20

CAM LOCKRIDGE

DB

x-x | xxx | Jr. | 4th Year
Tampa, Fla. (Robinson HS/Reedley College/Hawai'i)

JUNIOR (2022): Joined the Fresno State football team as a mid-year enrollee in Jan. 2022. Will have two years of eligibility and a redshirt season remaining.

PRIOR TO FRESNO STATE: Spent two seasons at Hawai'i, where he lined up as both a cornerback and a safety for the Rainbow Warriors ... while in his two years at Hawai'i, he totaled 61 tackles (49 solo), 4.5 tackles for loss, three interceptions with one returned for a touchdown, added 10 passes defended and a fumble recovery in 16 games played. (2021) Lockridge had 22 tackles, two interceptions, seven defended passes and one fumble recovery in seven games played. (2020) Played in all nine games with seven starts ... Among the team's leading tacklers in the defensive backfield with 39 stops and 2.5 tackles-for-loss ... Also had two pass break-ups and one interception ... Recorded his first career interception vs. Boise State ... Had at least four tackles in eight of nine games, including a season-high seven in games vs. Nevada, Boise State, and Houston.

JUNIOR COLLEGE: Lockridge spent the 2019 season at nearby Reedley College ... All-Golden Coast Conference defensive back ... tallied 47 tackles, with four interceptions and nine pass breakups ... lead part in a Tiger defense that allowed just 179.8 passing yards per game to its opponents en route to a 10-1 record and NCFC American Title Game Championship title in 2019.

HIGH SCHOOL: A 2019 graduate of Robinson High School in Tampa, Fla. ... lettered twice in football and three times in basketball ... played on both sides of the ball, lining up at wide receiver and defensive back ... tallied eight interceptions, 13 pass breakups and 76 tackles as a senior ... selected as the team's Defensive Player of the Year

PERSONAL: Full Name - Cameron Lockridge ... from Tampa, Fla. ... son of Collis Reddick and Lathesia Lockridge ... has three brothers and two sisters ... is the grandson of baseball great Ken Griffey Sr. and nephew of Hall of Fame outfielder Ken Griffey Jr. ... lists Ken Griffey Sr. as his favorite athlete ... enjoys hunting, fishing and hiking ... biggest athletic thrill has been earning the title of Mountain West Defensive Player of the Week ... chose to attend Fresno State because he felt it was the best fit for him.



46

DYLAN LYNCH

K

x-x | xxx | Fr. | 1st Year
Bakersfield, Calif. (Liberty HS)

HIGH SCHOOL: Attended Liberty High School in Bakersfield, Calif. ... played football and soccer ... was a kicker and a wide receiver for four years ... helped the team to a state finals appearance ... earned a Valley Championship title in football ... played as a forward and midfield in soccer ... was the 2018 league champion in soccer ... football honors included: 2021-22 special teams player of the year ... was a first team all-area player ... as a senior, he went 6-of-7 in his field goal attempts, while having 58 kickoffs for a total of 3,756 yards ... had a season-long kickoff of 70 yards ... also added six punts for 239 yards ... was 46-of-47 in his PAT attempts ... was the soccer team's leading scorer with 21 goals ... earned the Golden State Merit Award ... volunteered with Toys 4 Tots, Mere Ranch and various community service acts.

PERSONAL: From Bakersfield, Calif. ... son of Artie and Nicole Lynch ... has two younger siblings ... favorite athlete is Kobe Bryant because he was an inspiration to so many, and he worked hard to achieve all that he had ... biggest athletic thrill has been taking first place at Nationals with his club soccer team in 2018 ... had recruiting interest from UCLA, Mississippi, Arizona and Cal Poly ... chose to attend Fresno State because it is not just a football team, it's a brotherhood. He also liked the idea of being close to home so his family was able to support him.



55

NATE MAIER

OL

x-x | xxx | Fr. | 1st Year
Running Springs, Calif. (Rim of the World HS)

HIGH SCHOOL: Attended Rim of the World High School in Lake Arrowhead, Calif. ... was a four-year letter winner in football ... helped the team to an 8-3 seasons as a senior in 2021 ... was a two-time All-League selection ... earned all-conference honors ... was named the conference Most Valuable Player ... was also a two-time All-State selection ... three-star recruit ... received an invite to the 2022 MLK Senior Bowl ... excelled in the classroom, earning three Academic Letters and three years with a 4.0 grade point average ... was also a four-year competitor in wrestling and track at Rim of the World.

PERSONAL: From Running Springs, Calif. ... son of April Maier ... is the youngest of four children in the family ... enjoys fishing, ceramics, painting, fashion, art history and working out ... biggest athletic thrill is putting people on the ground ... was also receiving recruiting interest by USC, UCLA, Penn, Princeton, Yale, San Diego State, Washington, Notre Dame, Vanderbilt, Columbia, Oregon and Maryland ... chose to attend Fresno State because of the culture and the love that is shown from the team, the fans and everybody that is involved. Says it didn't feel like business, it was a family.



18

JALEN MOSS

WR

x-x | xxx | Fr. | 1st Year
Menlo Park, Calif. (Menlo-Atherton HS)

HIGH SCHOOL: Attended Menlo-Atherton High School in Menlo Park, Calif. ... listed as one of the Top 5 recruits from around the Mountain West this season ... 2021 Stats: 1,127 yards, 58 catches, averaged 93.9 yards per game, 19.4 yards per catch and 15 touchdowns ... career Stats: 29 games, 1,987 yards, 105 catches, 68.5 yards per game, 18.9 yards per catch and 27 touchdowns ... helped lead Menlo Atherton to a 9-3 (5-0 Conference) record this season ... was an all-conference special teams player ... participated in Black Student Union activities.

PERSONAL: From Menlo Park, Calif. ... son of Robert Moss and Yajira Beckles ... has three younger siblings ... high school teammate of current Oregon State players Skylar Thomas and Rezhon Wright, and USC's Mehki Blackmon ... favorite athlete is Chad Johnson because of his ability to do what he can on the field ... biggest athletic thrill is walking on the field pre-game ... received recruiting interest from Oregon, Oregon State, Nebraska, Arizona State, Nevada, Colorado State, New Mexico State, Northern Arizona, and UNLV.



54

SIONE NOA

DL

x-x | xxx | Fr. | 1st Year
Sacramento, Calif. (Grant Union HS)

HIGH SCHOOL: Attended Grant Union High School in Sacramento ... rated a three-star recruit by 247Sports ... played both sides of the ball as a defensive end and a tight end ... was listed in Sacramento's Top 100 high school players entering his senior season ... was a second team all-league selection ... had over 50 tackles, and 15 sacks as a senior ... helped Grant Union HS to a Top 10 ranking in the state of California ... Noa is musically talented, playing the piano and ukelele as well ... was a member of the tracks and field team, winning the conference championship title in discus and shot put ... earned academic honors ... volunteered with powder puff and the Poly Club.

PERSONAL: From Sacramento, Calif. ... son of Sivihiva Finau and Lola Davis ... has four siblings ... cousin Tevita Noa is a tight end at Kansas ... favorite athlete is Chase Young because of his speed and his hands, and his technique ... biggest athletic thrill is getting a sack on third down ... had recruiting interest from Cal, Western Oregon, Southern Oregon and UC Davis ... chose to attend Fresno State because of the culture, community and home feeling.





39

JOSHUA PAKOLA

DL

x-x | xxx | So. | 3rd Year
Newark, Calif. (St. Francis HS/Stanford)

PRIOR TO FRESNO STATE: Joins the Fresno State football team as a transfer defensive lineman from Stanford ... spent the 2019-20 seasons with the Cardinal, but was not active on a roster in 2021. Pakola will come to Fresno State as a sophomore with three seasons of eligibility remaining ... played in four career games at Stanford, recording three tackles ... was a volunteer with the senior citizen disabled care group.

HIGH SCHOOL: Prepped at St. Francis High School as a teammate with current Bulldogs Evan Williams (DB) and Mose Vavao (OL) ... listed as a 4-star recruit by Rivals, ESPN, PrepStar and 247Sports ... 2018 All-Bay Area Defensive Player of the Year, 2018 WCAL Most Valuable Outside Linebacker, 2018 all-USA California second team, 2018 all-league first team, 2018 league champions ... 12 sacks, one interception, three forced fumbles and one fumble recovery as a senior ... 2017 all-Bay Area second team ... 2017 state champions ... also played baseball ... received the Peter Morey Award ... received the Outstanding Athlete Award ... volunteered with the YMCA organization.

PERSONAL: From Newark, Calif. ... son of Lee and Eperesa Pakola ... has three siblings ... father played football at Fresno State ... favorite athlete is Steph Curry ... biggest athletic thrill is getting a game-winning shot, touchdown or sack ... had recruiting interest from UAB, Hawai'i and Idaho State ... chose to attend Fresno State because it was the best decision for him.



1

NIKKO REMIGIO

WR

x-x | xxx | Sr. | 5th Year
Orange, Calif. (Mater Dei HS/Cal)

SENIOR (2022): Joined the Fresno State football team as a mid-year enrollee in Jan. 2022 ... will have one year of eligibility remaining ... utilized the additional year of eligibility approved by the NCAA in the fall of 2020. The NCAA approved a blanket waiver for all 2020 fall sports student-athletes to retain a year of eligibility due to the COVID-19 pandemic.

PRIOR TO FRESNO STATE: Spent four seasons at Cal (2018-21) ... played in 36 career games with 16 starts and finished with four-year totals of 1871 all-purpose yards and eight touchdowns including 97 receptions for 903 yards with seven touchdown grabs, 20 kick returns for 549 yards, 39 punt returns for 344 yards and one touchdown, 14 rushes for 75 yards rushing, and five tackles ... had career highs of 859 all-purpose yards, 494 kick return yards, seven rushes and 57 yards on the ground, as well as a career-high-tying 38 receptions as a 2021 senior ... recorded career highs of 12 games played, eight starts, 513 yards receiving, three touchdown grabs and 138 punt return yards, as well as a career-high-tying 38 receptions as a 2019 sophomore ... had a career-high 15 punt returns as a 2018 freshman **(2021)** Earned Cal's Joe Roth Award for courage, sportsmanship and attitude ... Season captain ... Third-team All-Pac-12 as a kick returner (PFF) ... Played in 11 games with four starts and a career-high-tying 38 receptions for 238 yards and two touchdowns ... Ranked second in the Pac-12 and 12th nationally in kickoff return average (29.7 ypr, 17-494) ... Ranked fifth in the Pac-12 and 30th nationally with a combined 564 kickoff and punt returns ... One of only three Pac-12 players to return a kickoff for a touchdown in 2021 that ranked him tied for 12th nationally for kickoff return touchdowns with his 99-yarder against Sacramento State the first of his career ... Led the team with a career-high 859 all-purpose yards, adding 10 punt returns for 70 yards and seven rushes for 57 ... All-Pac-12 Third-Team Preseason (Phil Steele) ... selected as a punt returner ... Paul Hornung Award Preseason Watch List **(2020)** Played in all four games with two starts and contributed 10 receptions for 90 yards and a team-high-tying two touchdown grabs, three rushes for 11 yards, three kick returns for 55 yards and seven punt returns for 33 yards to total 189 all-purpose yards, as well as a career-high-tying two tackles ... had season highs of six receptions and 81 yards receiving including what ended up as the game-winning touchdown on a season-long 28-yard reception from Chase Garbers with 5:14 remaining in the third quarter for the final score of a 21-17 win over Oregon and earned a spot on the Paul Hornung Award Honor Roll for his performance ... totaled a season-high and team-high 128 all-purpose yards against Oregon by adding one rush for a season-high and season-long seven yards and a career-high-tying four punt returns for a season-high 40 yards ... named second-team preseason All-Pac-12 as a return specialist by Jon Wilner of the Bay Area News Group, as well as a third-team preseason All-Pac-12 pick as a punt returner and fourth-teamers at wide receiver by Athlon Sports **(2019)** One of only two players to pick up two team awards as the winner of the Berkeley Breakfast Club Award as Cal's Outstanding Player in the Big Game and a Stub Allison Award winner for his commitment to strength and conditioning ... played in a career-high 12 games including a career-high eight starts ... paced the team with a career-high-tying 38 receptions and a career-high 513 yards receiving while adding the first three touchdown catches of his career that were second on the club and the most of any wide receivers ... had team highs with 12 punt returns and a career-high 138 punt return yards, while adding four rushes for seven yards rushing for a total of 649 all-purpose yards to rank second on the squad ... led the team in receptions four times and receiving yards on three occasions ... second on the team in explosive plays of 15 or more yards from the line of scrimmage with 13 all on receptions including five that went for 30 or more yards to lead all Cal receivers for catches of both 15 or more and 30 or more yards ... erupted for career highs of nine receptions and 157 yards receiving in the Big Game win at Stanford that snapped a nine-game losing streak against the Cardinal with his catches a team season high and his yards receiving the most by a Cal player in the Big Game since Geoff McArthur in a 2003 win over the Cardinal and the first 150-yard receiving game by a Cal player since 2017 to earn Cal's Co-Offensive Player of the Week honors along with Chase Garbers **(2018)** Played in nine games including each of the last eight with two starts and contributed 11 receptions for 62 yards, while leading the team with a career-high 15 punt returns for 103 punt return yards ... added one rush for a loss of one yard to total 164 all-purpose yards ... registered season highs of five receptions and 21 yards receiving in the second start of his career in the final game of the campaign against TCU in the Cheez-It Bowl.

HIGH SCHOOL: Attended Mater Dei High School ... A two-time All-Trinity League pick who finished his career with 111 receptions, 1695 yards receiving and 19 touchdown catches, while adding 483 kick return yards and 46 punt return yards to finish with 2224 all-purpose yards ... senior team finished the 2017 campaign as the No. 1 ranked squad in the nation and the state according to MaxPreps while also checking in at No. 1 in MaxPreps' Xcellent Top 25 ranking while winning its third mythical national championship and second California State high school championship with a victory over De La Salle in the state finals, its first CIF Southern Section crown since 1999 and a Trinity League title, while finishing 15-0 for the first time in school history ... earned first-team All-Trinity League honors as a senior when he contributed 45 receptions for 711 yards with 10 touchdown catches while adding 166 kick return and 48 punt return yards for a total of 925 all-purpose yards, as well as two fumble recoveries ... nominated to play in the Blue-Grey All-American Bowl and Polynesian All-American Bowl following his senior campaign ... registered career highs of 46 receptions and 758 yards receiving with seven touchdown catches as a 2016 junior when he was a first-team All-Trinity League selection for the first of two consecutive campaigns, while also picking up two tackles for a team that was 13-1 overall and reached the Division I CIF Southern Section finals before finishing the campaign as MaxPreps' No. 2 team in California and No. 3 in the nation ... added 20 receptions for 226 yards receiving and two touchdown catches along with five tackles as a 2015 sophomore for a team that finished 10-3 overall, reached the semifinals of the Pac 5 Division Southern Section playoffs and was ranked No. 5 in California and No. 17 nationally by MaxPreps at the end of the campaign ... named a Super 25 Top Star by USA Today as a senior after making six catches for 113 yards receiving and two touchdowns in a season-opening victory over Bishop Gorman that snapped the Gaels' 55-game winning streak ... Participated at The Opening's Regional in Los Angeles in both 2016 and 2017 as well as in Oakland in 2017 ... Named Co-Offensive MVP of the Blue-Grey Regional Combine in May of 2014 ... out of high school, was rated a four-star recruit by 247Sports and a three-star recruit by ESPN ... rated the No. 39 overall athlete in his class, by 247Sports ... rated the No. 43 wide receiver in his class, by 247Sports.

PERSONAL: Son of Mark and Jennifer ... has two younger siblings - Nino and Kai ... earned his undergraduate degree in legal studies from Cal ... lists his favorite athlete as Odell Beckham Jr. because of his versatility through different industries ... biggest athletic thrill was playing in the 2019 Cal football game versus Stanford ... chose to attend Fresno State because it has a great football program, a fitting offense, and he got the chance to play for Coach Tedford ... pursuing a master's of public administration at Fresno State.



6

MATT ROBINSON**QB**

x-x | xxx | Sr. | 5th Year

San Clemente, Calif. (JSerra Catholic HS/Illinois)

PRIOR TO FRESNO STATE: Transferred to Fresno State from Illinois ... spent the 2018-21 seasons with Illinois ... (2021) did not play in a game ... Academic All-Big Ten (2020) played in two games and started one at quarterback ... four rushes for five yards on the season ... (2019) Back-up quarterback played in eight games and started two (Michigan, Northwestern) ... 42-of-77 passing for 475 yards and one touchdown on the season ... first career start against Michigan (Oct. 12) ... 15-of-29 passing for 125 yards at Minnesota (Oct. 5) in the first extended playing time of his career after starter Brandon Peters was injured in the second quarter ... (2018) played in three games and redshirted the 2018 season ... 3-of-6 passing for 11 yards ... eight carries for 24 yards ... played against Western Illinois, Penn State, and Purdue.

HIGH SCHOOL: Three-star recruit by 247Sports Composite ... Two-star recruit by 247Sports and Rivals ... Ranked No. 53 dual-threat quarterback in the nation by 247Sports ... Played for head coach Pat Harlow at JSerra Catholic in one of the best high school football conferences in the nation ... Four years on varsity ... Team MVP for three straight seasons ... Three-year captain ... School records for passing yards and passing touchdowns ... Three-time All-Trinity first team ... Threw for 2,417 yards and 22 touchdowns as a senior ... Honor Roll ... Verbally committed to Illinois in February 2018 ... was also recruited by Coastal Carolina, FIU, Dayton, Montana and Northern Arizona.

PERSONAL: From San Clemente, Calif. ... son of Jeoff and Betsy Robinson ... has two siblings - Nick and Kate ... father Jeoff played football at Pacific (1975-76) ... brother Nick was a quarterback for Penn football ... late uncle, Greg Robinson, was a long-time NFL and college football coach including stops as defensive coordinator at Michigan, Texas, San Jose State, New York Jets, Denver Broncos and Kansas City Chiefs ... hobbies include golf and spending time with friends and family ... favorite athlete is Matt Stafford because the Rams are his favorite team ... chose to attend Fresno State because it was an opportunity to play at a prestigious university with a program of tradition ... master's of education.



25

CADEN RODGERS**RB**

x-x | xxx | Fr. | 1st Year

Clovis, Calif. (Buchanan HS)

HIGH SCHOOL: Attended Buchanan High School ... four-year varsity letterwinner ... played both sides of the ball as a linebacker and a running back ... was a two-time All-TRAC selection ... TRAC Offensive Player of the Year ... senior season stats: 1,020 yards, 20 touchdowns, and 68 tackles in nine games ... named the Most Valuable Player for the County Team in Fresno's annual City-County Game ... was also a top-ranked wrestler at Buchanan High School, the No. 1 high school wrestling program in the state ... Rodgers was rated the No. 1 wrestler in his weight class in the state of California.

PERSONAL: From Clovis, Calif. ... son of Justin and Kim Rodgers ... has three siblings ... favorite athlete is Saquan Barkley because he has always admired his explosiveness ... biggest athletic thrill has been being in the CIF State Wrestling Finals ... had recruiting interest from Cal Poly, Cal Baptist, and UC Davis ... chose to attend Fresno State because it is his hometown, and he felt it was where he needed to belong.



52

AMIL SAVAGE

OL

x-x | xxx | Fr. | 1st Year
Sacramento, Calif. (Franklin HS)

HIGH SCHOOL: Attended Franklin High School in Elk Grove, Calif. ... was a first team all-conference selection ... part of an offensive line unit that allowed only three sacks in his junior and senior year ... was an honor roll student ... volunteered as a powder puff coach and little league football coach.

PERSONAL: From Sacramento, Calif. ... son of Abdul and Sheila Savage ... has two siblings ... favorite athlete is Trent Williams because he is quick, and always dominates ... had recruiting interest from Sacramento State, San Diego State, and Lincoln University ... chose to attend Fresno State because it was close to home, and it felt like family.



47

SETH SCHEIDT

LB

x-x | xxx | Fr. | 1st Year
Merced, Calif. (Merced HS)

HIGH SCHOOL: Attended Merced High School ... played quarterback and linebacker ... was a first team all-conference player ... was the section MVP ... was a productive player on both sides of the ball, scoring over 45 touchdowns and recording over 50 tackles as a senior ... is the all-time all-purpose yards leader at Merced High School ... excelled academically, being his class valedictorian ... volunteered with church activities and fundraising events.

PERSONAL: From Merced, Calif. ... son of Rob and Sandra Scheidt ... has two older siblings ... favorite athlete is Ray Lewis ... biggest athletic thrill is getting a big hit ... had recruiting interest from Indiana Wesleyan, Wheaton College and Dordt ... chose to attend Fresno State because it is close to home, and a great program.



1

RAYMOND SCOTT

LB

x-x | xxx | Sr. | 5th Year
Los Angeles, Calif. (Narbonne HS/USC)

2022 (SENIOR): Joined the Fresno State football program as a mid-year enrollee in Jan. 2022 ... will have two years of eligibility remaining at Fresno State.

PRIOR TO FRESNO STATE: Spent four seasons at USC (2021): had a breakout season as he registered a single-season career-high 27 tackles (12 solo) ... added 1.0 tackle for a loss, a broken up pass and a quarterback hurry ... started three games as an inside linebacker for the Trojans ... also contributed on special teams. (2020) Scott saw key action at inside linebacker and on special teams as a sophomore in 2020. He was also available at safety. Overall in 2020 while appearing in 5 games (all but Arizona State), he had 7 tackles with a 4-yard sack. He had 3 tackles against both Arizona (with the sack) and Washington State and 1 tackle versus Oregon. (2019) Scott saw action in 4 games (Arizona, Colorado, Oregon, Arizona State) as a reserve inside linebacker and nickel back and on special teams as a sophomore in 2019. He had 1 tackle (against Oregon) in 2019. He was able to redshirt. (2018) Scott, who enrolled at USC in the spring of 2018 after graduating a semester early from high school, saw action in 9 games (all but Colorado, Arizona State, California) at inside linebacker and on special teams as a first-year freshman in 2018. Overall in 2018, he had 1 tackle (against Washington State). He broke his finger against Arizona and missed the Colorado and Arizona State games.

HIGH SCHOOL: He was a 4-year starting linebacker at Narbonne High in Harbor City (Calif.), playing outside linebacker as a 2017 senior and inside linebacker before that ... In 2017, he made PrepStar Dream Team, All-L.A. City first team and South Bay Daily Breeze All-South Bay first team while recording 94 tackles, including 15 for losses, plus 3 deflections, 1 fumble recovery, 1 forced fumble and 1 blocked punt as Narbonne won the L.A. City Open Division championship and the California Division I-A Bowl ... as a 2016 junior, he made Max Preps Junior All-American second team, Cal-Hi Sports All-State Junior first team, USA Today All-California second team, All-L.A. City first team, South Bay Daily Breeze All-South Bay first team and All-Marine League first team while getting 100 tackles, with 7 for losses, plus 3 forced fumbles, 2 fumble recoveries and 3 deflections as Narbonne won the L.A. City Division I title ... as a 2015 sophomore, he made Max Preps Sophomore All-American first team and South Bay Daily Breeze All-South Bay second team while getting 140 tackles, with 6 sacks, plus 4 deflections, 1 interception and 1 forced fumble as Narbonne won the L.A. City Division I crown and the California Division I-A Bowl.



58

MARCUS SIMIEN

OL

x-x | xxx | Fr. | 1st Year
Patterson, Calif. (Patterson HS)

HIGH SCHOOL: Attended Patterson High School ... was a four-year football player ... spent two seasons on varsity ... helped the team to a 12-2 record as a senior ... was named the top lineman in the league ... Three-star recruit ... No. 84 nationally ranked interior offensive lineman ... was a part of the link crew.

PERSONAL: From Patterson, Calif. ... son of Gerald and Angela Simien ... has six siblings ... enjoys fishing ... favorite athlete is Trent Williams because of how aggressive he plays ... biggest athletic thrill to date has been receiving his offer to play football at Fresno State ... had recruiting interest from Nevada, Sacramento State, Oregon State and Cal ... chose to attend Fresno State because he loved the coaches and the culture around the program.



69

JACOB SPOMER

OL

x-x | xxx | So. | 3rd Year
Brentwood, Calif. (Liberty HS/Diablo Valley JC)

PRIOR TO FRESNO STATE: Joins the Fresno State football team as a transfer offensive lineman from Diablo Valley Junior College ... all-conference selection as an offensive lineman in 2021 ... one of two offensive linemen to earn all-conference honors on the team last season ... helped Diablo Valley to a winning 6-5 record in 2021 ... behind protection of Spomer, the Diablo Valley offense put up an average of 35.0 points per game with over 4,800 yards of total offense on the year ... the Diablo Valley offense averaged 155.2 rushing yards per game and 282.4 passing yards per game last season.

HIGH SCHOOL: Attended Liberty High School in Brentwood, Calif. ... helped lead Liberty High School to a 9-1 (4-1 Bay Valley Athletic League) record ... defeated Heritage High School 59-6 in the 2019 Brentwood Bowl Game ... 2019 honorable mention All-League lineman.

PERSONAL: From Brentwood, Calif. ... son of Scott and Jeniffer Spomer ... has one younger sibling, Brandon ... favorite athlete is Shaq Mason because he is an undersized lineman ... chose to attend Fresno State because Coach Tedford and Coach Tuitele were honest with him, and he wanted to play for them ... is an exercise science major.



63

DANIEL TAUMALOLO

OL

x-x | xxx | Jr. | 3rd Year
Belmont, Calif. (Carlmont HS/College of San Mateo)

2022 (JUNIOR): Taumalolo will have two years of eligibility and a redshirt season left for use at Fresno State.

PRIOR TO FRESNO STATE: Comes to Fresno State after spending the last two seasons as an offensive guard at the College of San Mateo ... All-League Bay 6 offensive lineman at College of San Mateo ... Earned his associates degree from the College of San Mateo.

PERSONAL: From Belmont, Calif. ... son of Sunia and Kuenitolini Taumalolo ... has three siblings ... enjoys spending time with family and friends, and watching anime ... favorite athlete is George Kittle ... also had interest from UTEP, Dixie State, Missouri State, Montana State and Northern Colorado ... chose to attend Fresno State because it is a big school, great program and because of the coaching staff. Also notes that his family can come to games, because its close to home.



26

TIM THOMAS

LB

x-x | xxx | Fr. | 1st Year
Tracy, Calif. (Lincoln HS)

HIGH SCHOOL: Attended Lincoln High School in Stockton, Calif. ... 2021 Stats: 31 tackles (12 solo), 5.2 tackles per game and 1.0 sack ... was a three-star recruit ... was a two-time all-area selection.

PERSONAL: From Tracy, Calif. ... son of Timothy Jr. and Anitra Thomas ... has three younger siblings ... high school teammate of current Bulldog defensive back and fellow classmate Jomarion Briggs ... hobbies include going to the gym, video games, music, sleeping, hanging out and shopping ... favorite athlete is Kam Chancellor ... had recruiting interest from San Jose State, Colorado State, Idaho, and Utah ... chose to attend Fresno State because it felt like family from day one.



16

ALEC TRUJILLO

QB

x-x | xxx | Jr. | 4th Year
Exeter, Calif. (San Joaquin Memorial HS/San Jose State)

PRIOR TO FRESNO STATE: Spent two seasons at San Jose State ... (2019) Had his first major college action playing briefly in the fourth quarter against Boise State (11/2)... Did not have any pass attempts in the game... Retained his first year of athletics eligibility. first known signal calling prospect to join the Spartan program after passing for more than 10,000 yards in high school... Signed a National Letter-of-Intent in December 2018.

HIGH SCHOOL: Played his high school football at San Joaquin Memorial High in Fresno, Calif. (Coach Anthony Gaston), for three seasons and at Exeter (Calif.) High (Coach Chris Frankland) as a freshman... Among the top-five California Central Section quarterbacks for career passing yardage with 11,671 yards and 116 touchdowns... Completed 66.2 percent of his passes (727-of-1,098) in his four seasons... Led San Joaquin Memorial High to the California Interscholastic Federation (C.I.F.) Division II-A championship game... A dual threat signal caller who rushed for 19 touchdowns during his high school career... The 2015 second-team All-Central Sequoia League honoree as a freshman... A two-time first-team All-Metro Atlantic Conference (MAC) selection for San Joaquin Memorial High and the MAC's Offensive Player of the Year in 2018... Threw for 4,253 yards and 50 touchdowns as a senior - the first San Jose State quarterback prospect to throw 50 touchdown passes in a single season prior to becoming a Spartan.

PERSONAL: From Exeter, Calif. and born in Visalia, Calif. ... son of Frank Trujillo ... has four siblings - two older and two younger ... older brother Adin coaches football at Incarnate Word ... highlights his faith, family and his clothing brand (Biblical Appearance) ... favorite athletes are Derek Carr and Tim Tebow because of their faith ... lists Rocky Balboa as his favorite fictional athlete because of his will power ... biggest athletic thrill was going to the state championship his senior year of high school ... chose to attend Fresno State because it is home.





38

MICHAEL WHALEY

DB

x-x | xxx | Fr. | 1st Year
Hercules, Calif. (Hercules HS)

HIGH SCHOOL: Attended Hercules High School ... Whaley led Hercules High School in the secondary, recording 11 interceptions in 2021. He also added 12 tackles ... played both sides of the ball, registering 17 receptions for 621 yards and four touchdowns as a senior ... helped Hercules High School to a 6-4 overall and a 4-0 league record ... named West Coast Prep Defensive Player of the Year ... finalist for the Bay Area Football Athlete of the Year ... named an All-State selection as a defensive back ... also played baseball at Hercules High School.

PERSONAL: From Hercules, Calif. ... son of Michael Whaley and Erica Henderson ... has three older siblings ... favorite athlete is Jalen Ramsey because he is physical and a lock-down player ... biggest athletic thrill has been getting three interceptions and three touchdowns in one game in high school ... received recruiting interest from BYU, Jackson State and Cal Poly ... chose to attend Fresno State because he grew up watching the Bulldogs on TV.



37

RYAN WILSON

DB

x-x | xxx
xx



14

JOSHUA WOOD

QB

x-x | xxx | Fr. | 1st Year
Graham, Wash. (Graham-Kapowsin HS)

HIGH SCHOOL: Attended Graham-Kapowsin High School in Graham, Washington ... was a four-year letter winner in both football and basketball ... 2021 Washington State High School Gatorade Football Player of the Year ... 2021 Washington State High School MaxPreps Football Player of the Year ... 2021 Washington State High School ScoreBook Live Player of the Year ... 2021 Tacoma News Tribune All-Area Player of the Year ... Cascadia Preps 2021 Most Outstanding Player of the Year ... Ford Sports Performance 2021 Player of the Year ... 2021 SPSL 4A Offensive Player of the Year ... GEICO State Championship Bowl Series Most Valuable Player ... Washington 4A Senior Athlete of the Year ... Tacoma Athletic Commission 2022 Male Athlete of the Year ... SPSL-4A first team all-league quarterback ... three-year varsity quarterback, Wood threw for 3,315 yards and 43 touchdowns in his career. He averaged 144.1 passing yards per game while completing 215-of-309 attempts ... as a senior, Wood played in 14 games, and threw for 2,228 yards and 31 touchdowns. He completed 151-of-212 passes for a .712 completion percentage ... a dual-threat quarterback, adding 65 carries for 612 yards and 10 touchdowns in the run game as a senior ... averaged 196.9 offensive yards per game as a senior ... helped his team to a perfect 14-0 record, capped with a 4A Washington State Championship ... helped Graham-Kapowsin High School to defeat the No. 3-ranked high school team in the nation as a senior ... 3-star rated quarterback by 247Sports.com ... in basketball, he was named a team captain as well as a first team all-league selection ... also earned all-state honors in basketball ... was a member of the National Honor Society, the National Society of High School Scholars, and Graham-Kapowsin High School Leadership Committee ... volunteered with youth football and basketball teams ... also volunteered with "A Step Ahead of Pierce County", an agency for helping and working with disabled and developmentally delayed infants and toddlers.

PERSONAL: From Graham, Washington ... son of Victor and Renee Wood ... has five siblings ... father played football at Washington State (1984-88) ... brother Jordan Wood played football at Eastern Washington (2013-18) ... favorite athlete is Kobe Bryant because of the mentality he had ... biggest athletic thrill has been winning a national championship ... had recruiting interest from Eastern Washington, Portland State, Idaho State and Nevada ... chose to attend Fresno State because of the great staff, great fan base, great weather, and he ultimately felt like it was a school that could lead him to where he wants to be - the NFL.



88

MERHAUTI XEPERA

TE

x-x | xxx | Fr. | 1st Year
Maricopa, Ariz. (Higley HS)

HIGH SCHOOL: Attended Higley High School in Gilbert, Arizona ... No. 37 recruit in Arizona ... No. 109 tight end recruit nationally ... played tight end and defensive end at Higley HS ... three-star recruit ... all-region player ... also played basketball, where he was a second team all-region selection ... volunteered as a powder puff coach.

PERSONAL: From Maricopa, Arizona ... full name: Merhauti "Sunny" Xepera ... son of Dwight Benesh and Deanna Collay ... has four siblings ... favorite athlete is Tony Gonzalez because he inspired him as a tight end ... biggest athletic thrill is playing in games and scoring touchdowns ... had recruiting interest from NAU and Colorado ... chose to attend Fresno State because it felt like the perfect place for him.

2021 STATS

2021 SCHEDULE/RESULTS

Date	Opponent	Result	Score	Overall	Conference	Time	Attend
Aug. 28, 2021	UConn	W	45-0	1-0	0-0	3:27	26,043
Sept. 4, 2021	at No. 11 Oregon	L	31-24	1-1	0-0	3:45	43,276
Sept. 11, 2021	Cal Poly	W	63-10	2-1	0-0	3:15	30,119
Sept. 18, 2021	at No. 13 UCLA	W	40-37	3-1	0-0	3:43	50,698
Sept. 24, 2021	UNLV*	W	38-30	4-1	1-0	3:36	35,093
Oct. 2, 2021	at Hawai'i*	L	27-24	4-2	1-1	3:39	0
Oct. 14, 2021	at Wyoming*	W	17-0	5-2	2-1	3:10	20,002
Oct. 23, 2021	Nevada*	W	34-32	6-2	3-1	3:45	33,012
Oct. 30, 2021	at San Diego State*	W	30-20	7-2	4-1	3:36	11,034
Nov. 6, 2021	Boise State*	L	40-14	7-3	4-2	4:07	41,031
Nov. 13, 2021	New Mexico*	W	34-7	8-3	5-2	2:57	35,020
Nov. 25, 2021	at San Jose State*	W	40-9	9-3	6-2	3:19	15,323
Dec. 18, 2021	vs UTEP*	W	31-24	10-3	6-2	3:49	16,422

* MW game // ^ Bowl Game

TEAM STATISTICS

	FRESNO ST.	OPP
SCORING	434	267
_Points Per Game	33.4	20.5
_Points Off Turnovers	82	78
FIRST DOWNS	315	237
_Rushing	103	86
_Passing	183	118
_Penalty	29	33
RUSHING YARDAGE	1783	1636
_Yards gained rushing	2128	1968
_Yards lost rushing	345	332
_Rushing Attempts	440	454
_Average Per Rush	4.1	3.6
_Average Per Game	137.2	125.8
_TDs Rushing	17	15
PASSING YARDAGE	4247	2886
_Comp-Att-Int	342-513-10	212-405-11
_Average Per Pass	8.3	7.1
_Average Per Catch	12.4	13.6
_Average Per Game	326.7	222.0
_TDs Passing	35	17
TOTAL OFFENSE	6030	4522
_Total Plays	953	859
_Average Per Play	6.3	5.3
_Average Per Game	463.8	347.8
KICK RETURNS: #-Yards	27-504	57-1267
PUNT RETURNS: #-Yards	15-46	10-72
INT RETURNS: #-Yards	11-192	10-76
KICK RETURN AVERAGE	18.7	22.2
PUNT RETURN AVERAGE	3.1	7.2
INT RETURN AVERAGE	17.5	7.6
FUMBLES-LOST	18-12	17-13
PENALTIES-Yards	99-926	83-730
_Average Per Game	71.2	56.2
PUNTS-Yards	57-2383	71-2950
_Average Per Punt	41.8	41.5
_Net punt average	39.5	39.8
KICKOFFS-Yards	86-5231	61-3595
_Average Per Kick	60.8	58.9
_Net kick average	39.1	40.0
TIME OF POSSESSION/Game	31:27	28:33
3RD-DOWN Conversions	78/180	64/185
_3rd-Down Pct	43%	35%
4TH-DOWN Conversions	8/15	7/20
_4th-Down Pct	53%	35%
SACKS BY-Yards	32-185	25-179
MISC YARDS	0	0
TOUCHDOWNS SCORED	53	32
FIELD GOALS-ATTEMPTS	21-25	16-21
ON-SIDE KICKS	0-0	1-1
RED-ZONE SCORES	(45-51) 88%	(39-46) 85%
RED-ZONE TOUCHDOWNS	(35-51) 69%	(24-46) 52%
PAT-ATTEMPTS	(47-48) 98%	(27-27) 100%
ATTENDANCE	216740	140333
_Games/Avg Per Game	7/30963	6/23389
_Neutral Site Games		0/0

Score by Quarters	1st	2nd	3rd	4th	OT	Total
Fresno State	71	168	113	82		434
Opponents	68	56	40	103		267

Field Goals	FGM-FGA	Pct.	01-19	20-29	30-39	40-49	50-59	Lg	Blk
SILVA, Cesar	16-20	80.0	0-0	4-4	1-1	10-12	1-3	51	0
MONTANO, Abraham	5-5	100.0	0-0	2-2	3-3	0-0	0-0	39	0

FG Sequence	Fresno St.	Opponents
UConn	(24),51	-
Oregon	(33),(39),(22)	(25)
Cal Poly	-	38,(47)
UCLA	(21),(39)	(39)
UNLV	(25),(31)	(30)
Hawai'i	(48)	(34),(33)
Wyoming	40,(41)	53
Nevada	(47),(43)	(32),(38)
San Diego State	(49),(27),44,(42)	55
Boise State	-	(47),(27),(32),(27)
New Mexico	(51),(48)	46
San Jose St.	(43)	(31),(26),(36)
UTEP	(42),(45),52,(21)	(38),52

(parenthesis indicate field goal was made)

Punting	No.	Yds	Avg.	Long	TB	FC	I20	50+
KING, Carson	56	2359	42.1	71	3	20	22	14
GOODYEAR, Matthew	1	24	24.0	24	0	0	0	0
TOTAL	57	2383	41.8	71	3	20	22	14
Opponents.....	71	2950	41.5	56	4	36	29	12

Kickoffs	No.	Yds	Avg.	TB	OB	Retn	Net	YdLn
SILVA, Cesar	56	3503	62.6	19	0			
MONTANO, Abraham	24	1412	58.8	5	0			
MEONO, Andre	6	316	52.7	0	0			
TOTAL	86	5231	60.8	24	0	1267	39.1	25
Opponents.....	61	3595	58.9	26	2	504	40.0	24

Punt Returns	No.	Yds	Avg.	TD	Long
RIVERS, Ronnie	9	22	2.4	0	17
POPE, Zane	5	26	5.2	0	10
BROOKS, Erik	1	-2	-2.0	0	0
TOTAL	15	46	3.1	0	17
Opponents.....	10	72	7.2	0	22

Kick Returns	No.	Yds	Avg.	TD	Long
MIMS, Jordan	13	285	21.9	0	37
SHERROD, Malik	9	177	19.7	0	27
BROWN, Jordan	3	19	6.3	0	15
RIVERS, Ronnie	1	13	13.0	0	13
PAUWELS JR., Raymond	1	10	10.0	0	10
TOTAL	27	504	18.7	0	37
Opponents.....	57	1267	22.2	0	66



2021 STATS

Rushing	G	Att.	Gain	Loss	Net	Avg.	TD	Long	Avg/G
RIVERS, Ronnie	11	162	817	29	788	4.9	5	64	71.6
MIMS, Jordan	13	127	724	14	710	5.6	6	59	54.6
WILMORE, Jordan	6	14	78	1	77	5.5	1	14	12.8
CROPPER, Jalen	13	19	105	29	76	4.0	2	22	5.8
HENDERSON, Jaylen	3	14	95	27	68	4.9	0	40	22.7
SHERROD, Malik	8	11	47	6	41	3.7	0	19	5.1
KELLY, Josh	13	3	28	8	20	6.7	0	28	1.5
FIFE, Logan	1	4	14	1	13	3.2	0	7	13.0
HAENER, Jake	13	71	214	209	5	0.1	3	28	0.4
POPE, Zane	13	1	3	0	3	3.0	0	3	0.2
WHEATFALL, Keric	13	2	3	1	2	1.0	0	3	0.2
Team	10	12	0	20	-20	-1.7	0	0	-2.0
TOTAL	13	440	2128	345	1783	4.1	17	64	137.2
Opponents.....	13	454	1968	332	1636	3.6	15	63	125.8

Passing	G	Effic	Comp-Att-Int	Pct	Yds	TD	Long	Avg/G
HAENER, Jake	13	155.91	329-490-9	67.1	4096	33	86	315.1
FIFE, Logan	1	96.80	7-13-1	53.8	51	1	13	51.0
HENDERSON, Jaylen	3	113.95	5-8-0	62.5	49	0	19	16.3
CROPPER, Jalen	13	429.20	1-2-0	50.0	51	1	51	3.9
TOTAL	13	154.82	342-513-10	66.7	4247	35	86	326.7
Opponents.....	13	120.62	212-405-11	52.3	2886	17	80	222.0

Receiving	G	No.	Yards	Avg.	TD	Long	Avg/G
CROPPER, Jalen	13	85	899	10.6	11	86	69.2
KELLY, Josh	13	52	778	15.0	3	69	59.8
WHEATFALL, Keric	13	38	616	16.2	4	55	47.4
RIVERS, Ronnie	11	34	364	10.7	2	61	33.1
POPE, Zane	13	25	471	18.8	4	65	36.2
MIMS, Jordan	13	25	324	13.0	4	78	24.9
JONES, Ty	13	19	211	11.1	1	25	16.2
BROOKS, Erik	13	17	184	10.8	2	22	14.2
PAUWELS JR., Raymond	13	17	126	7.4	2	23	9.7
RODRIGUEZ, Juan	12	14	103	7.4	2	23	8.6
WATSON, Tre	12	10	134	13.4	0	25	11.2
WILMORE, Jordan	6	2	15	7.5	0	10	2.5
BROWN, Jordan	11	2	11	5.5	0	7	1.0
EDWARDS, Emoryie	8	1	19	19.0	0	19	2.4
HAENER, Jake	13	1	-8	-8.0	0	0	-0.6
TOTAL	13	342	4247	12.4	35	86	326.7
Opponents.....	13	212	2886	13.6	17	80	222.0

Interceptions	No.	Yds	Avg.	TD	Long
WILLIAMS, Evan	3	64	21.3	0	36
BLAND, DaRon	2	38	19.0	0	32
BAILEY, Levelle	2	27	13.5	0	22
EARLY, L.J.	1	12	12.0	0	12
SANDERS JR., Cale	1	18	18.0	0	18
GATES, Elijah	1	0	0.0	0	0
LANGLEY, Malachi	1	33	33.0	0	33
TOTAL	11	192	17.5	0	36
Opponents.....	10	76	7.6	0	33

----- PATS -----

Scoring	TD	FGs	Kick	Rush	Rcv	Pass	DPX	Saf	Pts
CROPPER, Jalen	13	0-0	0-0	0-1	0	0-0	0	0	78
MIMS, Jordan	10	0-0	0-0	0-0	0	0-0	0	0	60
RIVERS, Ronnie	7	0-0	0-0	0-0	0	0-0	0	0	42
MONTANO, Abraham	0	5-5	14-14	0-0	0	0-0	0	0	29
WHEATFALL, Keric	4	0-0	0-0	0-0	0	0-0	0	0	24
POPE, Zane	4	0-0	0-0	0-0	0	0-0	0	0	24
HAENER, Jake	3	0-0	0-0	0-0	0	1-3	0	0	18
KELLY, Josh	3	0-0	0-0	0-0	0	0-0	0	0	18
RODRIGUEZ, Juan	2	0-0	0-0	0-0	1	0-0	0	0	14
BROOKS, Erik	2	0-0	0-0	0-0	0	0-0	0	0	12
PAUWELS JR., Raymond	2	0-0	0-0	0-0	0	0-0	0	0	12
WILMORE, Jordan	1	0-0	0-0	0-0	0	0-0	0	0	6
JONES, Ty	1	0-0	0-0	0-0	0	0-0	0	0	6
MOSBY, Arron	1	0-0	0-0	0-0	0	0-0	0	0	6
Team	0	0-0	0-0	0-0	0	0-0	0	2	4
KING, Carson	0	0-0	0-0	0-0	0	0-1	0	0	0
TOTAL	53	21-25	47-48	0-1	1	1-4	0	2	434
Opponents.....	32	16-21	27-27	0-1	0	0-4	0	0	267

Total Offense	G	Plays	Rush	Pass	Total	Avg/G
HAENER, Jake	13	561	5	4096	4101	315.5
RIVERS, Ronnie	11	162	788	0	788	71.6
MIMS, Jordan	13	127	710	0	710	54.6
CROPPER, Jalen	13	21	76	51	127	9.8
HENDERSON, Jaylen	3	22	68	49	117	39.0
WILMORE, Jordan	6	14	77	0	77	12.8
FIFE, Logan	1	17	13	51	64	64.0
SHERROD, Malik	8	11	41	0	41	5.1
KELLY, Josh	13	3	20	0	20	1.5
POPE, Zane	13	1	3	0	3	0.2
WHEATFALL, Keric	13	2	2	0	2	0.2
Team	10	12	-20	0	-20	-2.0
TOTAL	13	953	1783	4247	6030	463.8
Opponents.....	13	859	1636	2886	4522	347.8

All Purpose	G	Rush	Rec	PR	KOR	IR	Tot	Avg/G
MIMS, Jordan	13	710	324	0	285	0	1319	101.5
RIVERS, Ronnie	11	788	364	22	13	0	1187	107.9
CROPPER, Jalen	13	76	899	0	0	0	975	75.0
KELLY, Josh	13	20	778	0	0	0	798	61.4
WHEATFALL, Keric	13	2	616	0	0	0	618	47.5
POPE, Zane	13	3	471	26	0	0	500	38.5
SHERROD, Malik	8	41	0	0	177	0	218	27.2
JONES, Ty	13	0	211	0	0	0	211	16.2
BROOKS, Erik	13	0	184	-2	0	0	182	14.0
PAUWELS JR., Raymond	13	0	126	0	10	0	136	10.5
WATSON, Tre	12	0	134	0	0	0	134	11.2
RODRIGUEZ, Juan	12	0	103	0	0	0	103	8.6
WILMORE, Jordan	6	77	15	0	0	0	92	15.3
HENDERSON, Jaylen	3	68	0	0	0	0	68	22.7
WILLIAMS, Evan	13	0	0	0	0	64	64	4.9
BLAND, DaRon	13	0	0	0	0	38	38	2.9
LANGLEY, Malachi	13	0	0	0	0	33	33	2.5
BROWN, Jordan	11	0	11	0	19	0	30	2.7
BAILEY, Levelle	13	0	0	0	0	27	27	2.1
EDWARDS, Emoryie	8	0	19	0	0	0	19	2.4
SANDERS JR., Cale	13	0	0	0	0	18	18	1.4
FIFE, Logan	1	13	0	0	0	0	13	13.0
EARLY, L.J.	13	0	0	0	0	12	12	0.9
HAENER, Jake	13	5	-8	0	0	0	-3	-0.2
Team	10	-20	0	0	0	0	-20	-2.0
TOTAL	13	1783	4247	46	504	192	6772	520.9
Opponents.....	13	1636	2886	72	1267	76	5937	456.7



2021 STATS

Defensive Leaders	GP	----- Tackles -----			TFL/Yds	-Sacks-	--- Pass Def ---			- Fumbles -		Blkd	
		Solo	Ast	Total		No.-Yards	Int-Yds	BrUp	QBH	Rcv-Yds	FF	Kick	Saf
WILLIAMS, Evan	13	60	33	93	4.5-12	.	3-64	6	.	2-0	1	.	.
LANGLEY, Malachi	13	38	23	61	4.5-8	.	1-33	2
BAILEY, Levelle	13	33	23	56	8.0-28	3.5-18	2-27	6	.	2-0	1	.	.
PERALES, David	13	21	24	45	13.5-78	7.0-60	.	1	3	.	3	.	.
BLAND, DaRon	13	34	11	45	1.0-1	.	2-38	5	1	.	1	.	.
MAEVA, Tyson	10	22	22	44	5.5-10	1.5-3	.	1	1
ATKINS, Kevin	13	26	15	41	13.0-51	7.0-39	.	.	.	2-0	.	.	.
MOSBY, Arron	13	24	16	40	15.5-66	6.0-40	.	3	2	2-31	6	.	.
GATES, Elijah	10	29	9	38	3.0-7	.	1-0	6	.	1-0	.	.	.
HOUSTON, Justin	13	23	14	37	.	.	.	3
EARLY, L.J.	13	28	5	33	2.0-4	.	1-12	4
PAIT, Emari	13	18	8	26	5.5-18	.	.	4
LUX, Bralyn	13	18	6	24	1.0-2	.	.	4	.	1-0	.	.	.
BOEHM, Ryan	13	17	7	24	3.5-13	2.5-12	.	.	1	1-0	.	.	.
PAYNE JR., Leonard	11	10	12	22	5.0-12	3.5-10	.	.	.	1-0	.	.	.
SANDERS JR., Cale	13	18	2	20	1.0-4	.	1-18	3	.	.	1	.	.
FREE, Wylan	11	12	4	16	0.5-2	.	.	4
BENNETT, Evan	13	6	9	15	1
PERRY, Deonte	13	7	7	14	.	.	.	1
MELLO, Tyler	11	10	4	14	1.5-4	0.5-3	.	.	1
AGINA, Kosi	13	9	4	13	1.0-2
JONES, Kwami	12	6	7	13	1	1-0	.	.	.
GAGNON, Kenny	13	7	2	9
COMSTOCK, Steven	13	5	1	6
BRIDGES, Devo	13	2	4	6	0.5-0	0.5-0	.	.	1
DALENA, Mac	13	5	.	5
BLOUNT, Tanner	9	4	1	5
LAWSON, Matt	8	4	1	5	0.5-1
FIELDS, Rian	9	1	1	2	.	.	.	1
JORDAN, Randy	1	2	.	2
BULL, Dontae	13	2	.	2
GORDON, Chrishawn	2	1	1	2
JOHNSON, Da'Marcus	13	1	1	2	0.5-1
DIAZ JR., Jason	2	2	.	2
WESTBERRY, Jacob	12	1	1	2
LAMANUZZI, Cam	9	1	.	1
JOHNSON, Isaiah	4	1	.	1	.	.	.	1
BRANHAM, Zeke	4	1	.	1
REMLINGER, Charles	1	1	.	1
BROOKS, Erik	13	1	.	1
LEWIS, Julius	4	.	1	1
RIVERS, Ronnie	11	1	.	1
BROWN, Jordan	11	.	1	1
CROPPER, Jalen	13	1	.	1
SCHMIDT, Bula	12	1	.	1
MONTANO, Abraham	4	1	.	1
SILVA, Cesar	10	1	.	1
HAENER, Jake	13	1	.	1
PAUWELS JR., Raymond	13	1	.	1
TOTAL	13	518	280	798	91-324	32-185	11-192	55	12	13-31	13	.	2
Opponents.....	13	578	256	834	68.0-334	25-179	10-76	38	14	12-48	15	.	.



2021 STATS

OFFENSIVE GAME-BY-GAME

RUSHING	No-Yds/TD	UConn	ORE	CP	UCLA	UNLV	UH	WYO	NEV	SDSU	BSU	UNM	SJSU	UTEP
RIVERS	162-788/5	13-58/0	14-40/0	14-64/1	21-136/2	14-48/0	15-74/0	22-73/0	3-80/1	DNP	12-79/0	20-71/1	14-65/0	DNP
MIMS	127-710/6	7-38/1	4-47/0	2-4/0	2-4/0	-	3-13/0	13-78/0	23-134/1	29-186/2	2-1/0	8-26/0	5-14/0	29-165/2
WILMORE	14-77/1	5-28/0	-	5-31/1	-	-	DNP	DNP	DNP	DNP	DNP	DNP	4-18/0	DNP
CROPPER	19-76/2	1-13/0	1-8/0	1-9/0	1-1/1	2--1/0	2--1/0	3-4/0	1-1/0	1-6/0	1--8/0	2-4/0	2-24/1	1-16/0
HENDERSON	14-68/0	DNP	DNP	9-62/0	DNP	DNP	2--5/0	DNP	DNP	DNP	DNP	DNP	3-11/0	DNP
SHERROD	11-41/0	3-2/0	DNP	3-12/0	DNP	DNP	DNP	DNP	-	-	2-22/0	-	3-5/0	-
KELLY	3-20/0	-	1--8/0	-	-	1-28/0	-	-	-	-	-	-	-	1-0/0
FIFE	4-13/0	4-13/0	DNP	DNP	DNP	DNP	DNP	DNP	DNP	DNP	DNP	DNP	DNP	DNP
HAENER	71-5/3	2-7/0	9--8/1	3-11/2	13--27/0	4-12/0	9-36/0	3-12/0	3--10/0	3--11/0	9--16/0	8--6/0	2-3/0	3-2/0
POPE	1-3/0	-	-	1-3/0	-	-	-	-	-	-	-	-	-	-
WHEATFALL	2-2/0	-	-	-	-	-	-	-	-	-	1-1/0	1-3/0	-	-
Team	12--20/0	3--3/0	1--2/0	DNP	-	2--4/0	-	2--4/0	DNP	1--2/0	DNP	1--1/0	1--2/0	1--2/0

RECEIVING	No-Yds/TD	UConn	ORE	CP	UCLA	UNLV	UH	WYO	NEV	SDSU	BSU	UNM	SJSU	UTEP
CROPPER	85-899/11	3-87/1	7-49/1	5-70/1	14-141/1	10-108/4	5-73/1	4-18/1	7-34/0	6-84/0	3-46/0	5-41/0	7-76/1	9-72/0
KELLY	52-778/3	3-54/0	5-72/0	3-127/2	8-120/0	4-28/0	6-60/0	1-1/0	2-21/0	5-107/0	5-76/0	6-76/1	2-26/0	2-10/0
WHEATFALL	38-616/4	3-19/0	5-76/0	1-53/1	2-33/0	5-115/0	2-29/0	-	5-84/1	4-47/1	6-81/1	1-20/0	2-25/0	2-34/0
POPE	25-471/4	2-22/0	3-30/0	3-95/1	-	-	5-113/2	2-33/0	4-59/0	-	3-58/1	1-8/0	1-16/0	1-37/0
RIVERS	34-364/2	2-66/1	4-19/0	4-43/0	3-26/0	2-22/0	6-59/0	4-19/0	-	DNP	3-14/0	1-5/0	5-91/1	DNP
MIMS	25-324/4	2-22/0	-	1-19/0	2-16/0	2-4/0	-	2-18/0	4-20/1	1-2/0	-	4-103/1	2-49/1	5-71/1
JONES	19-211/1	1-9/1	2-25/0	1-15/0	5-61/0	2-32/0	1-14/0	1-5/0	-	3-33/0	1-0/0	1-8/0	1-9/0	-
BROOKS	17-184/2	5-61/0	2-14/0	1-7/0	1-19/1	3-31/1	-	-	3-33/0	-	-	-	2-19/0	-
WATSON	10-134/0	DNP	1-8/0	-	-	1-23/0	2-35/0	-	-	4-27/0	-	-	-	2-41/0
PAUWELS	17-126/2	3-20/1	1-5/0	-	1-14/0	1-15/0	1-5/0	-	1-5/0	1-0/0	-	3-31/1	1-2/0	4-29/0
RODRIGUEZ	14-103/2	-	-	2-27/0	3-25/0	DNP	-	1-2/1	-	1-6/0	-	2-8/0	5-35/1	-
EDWARDS	1-19/0	DNP	DNP	1-19/0	DNP	DNP	DNP	-	-	-	-	-	-	-
WILMORE	2-15/0	2-15/0	-	-	-	-	DNP	DNP	DNP	DNP	DNP	DNP	-	DNP
BROWN	2-11/0	1-7/0	-	-	DNP	DNP	-	-	-	-	1-4/0	-	-	-
HAENER	1--8/0	-	-	-	-	-	-	-	-	-	-	-	-	1--8/0

PASSING

#9 HAENER	Att.	Comp	Int	Pct	Yards	TD	Long	Sack	Yds	Effic
UConn	26	20	0	76.9	331	3	86	0	0	221.9
Oregon	43	30	0	69.8	298	1	39	4	37	135.7
Cal Poly	22	17	0	77.3	380	4	62	0	0	282.4
UCLA	53	39	1	73.6	455	2	31	3	17	154.4
UNLV	42	30	1	71.4	378	5	55	1	7	181.6
Hawai'i	50	28	4	56.0	388	3	65	2	12	125.0
Wyoming	28	15	0	53.6	96	2	26	1	4	105.9
Nevada	38	26	0	68.4	256	2	42	1	6	142.4
San Diego State	42	25	0	59.5	306	1	69	2	15	128.6
Boise State	38	22	3	57.9	279	2	39	5	38	121.1
New Mexico	31	24	0	77.4	300	3	78	3	26	190.6
San Jose St.	36	27	0	75.0	343	4	45	0	0	191.7
UTEP	41	26	0	63.4	286	1	37	1	1	130.1
TOTALS	490	329	9	67.1	4096	33	86	23	163	155.9

#10 FIFE	Att.	Comp	Int	Pct	Yards	TD	Long	Sack	Yds	Effic
UConn	13	7	1	53.8	51	1	13	0	0	96.8
TOTALS	13	7	1	53.8	51	1	13	0	0	96.8

#13 HENDERSON	Att.	Comp	Int	Pct	Yards	TD	Long	Sack	Yds	Effic
Cal Poly	6	4	0	66.7	44	0	19	1	8	128.3
Hawai'i	1	0	0	0.0	0	0	0	1	8	0.0
San Jose St.	1	1	0	100.0	5	0	5	0	0	142.0
TOTALS	8	5	0	62.5	49	0	19	2	16	113.9



2021 STATS

DEFENSIVE GAME-BY-GAME

TACKLES	TOTAL	UConn	ORE	CP	UCLA	UNLV	UH	WYO	NEV	SDSU	BSU	UNM	SJSU	UTEP
WILLIAMS	93	1-2	5-7	5-0	6-6	4-2	2-1	4-3	8-2	10-3	8-2	-	4-4	3-1
LANGLEY	61	1-0	2-2	1-2	0-1	2-0	3-1	2-1	4-0	4-4	7-3	6-1	3-3	3-5
BAILEY	56	1-1	5-3	0-1	0-2	1-6	5-0	4-1	4-2	1-3	5-1	3-1	2-1	2-1
BLAND	45	3-0	0-1	0-2	1-0	3-0	4-0	0-1	5-1	2-1	4-2	4-1	6-1	2-1
PERALES	45	2-1	2-2	0-1	0-1	2-1	2-3	2-1	2-2	5-2	1-3	0-1	1-3	2-3
MAEVA	44	2-2	5-4	3-1	2-4	3-2	3-1	2-3	2-1	0-1	0-3	DNP	DNP	DNP
ATKINS	41	1-1	3-2	3-1	1-0	2-2	5-0	2-2	2-0	0-1	1-3	3-0	3-1	0-2
MOSBY	40	3-0	3-5	2-0	5-1	2-1	0-1	1-1	2-2	-	1-5	1-0	3-0	1-0
GATES	38	3-1	3-1	4-0	4-1	4-1	DNP	3-0	3-1	DNP	DNP	1-0	0-1	4-3
HOUSTON	37	2-2	4-2	0-1	1-1	2-1	1-1	2-1	6-1	0-2	2-2	2-0	-	1-0
EARLY	33	3-0	1-1	2-0	-	4-0	7-0	0-1	1-0	3-1	4-0	2-1	1-0	0-1
PAIT	26	1-0	1-0	1-0	1-1	1-0	3-1	3-1	3-1	1-0	0-3	2-0	-	1-1
BOEHM	24	1-0	1-0	1-1	-	2-1	0-2	1-0	-	2-0	1-2	3-0	3-1	2-0
LUX	24	1-0	-	4-0	0-1	3-1	2-0	1-0	4-0	1-0	-	0-1	2-0	0-3
PAYNE	22	0-2	1-2	3-1	-	1-1	2-0	2-2	0-1	-	1-3	-	DNP	DNP
SANDERS	20	2-0	-	3-0	-	-	-	-	0-2	1-0	3-0	2-0	4-0	3-0
FREE	16	2-0	3-4	1-0	2-0	-	-	-	4-0	-	-	DNP	-	DNP
BENNETT	15	1-2	0-1	-	-	0-1	1-0	-	-	0-2	-	2-1	0-1	2-1
MELLO	14	2-1	-	2-0	-	-	DNP	DNP	-	0-1	1-1	3-1	1-0	1-0
PERRY	14	-	1-1	1-0	1-0	-	-	-	3-3	-	-	1-1	0-1	0-1
JONES	13	2-0	0-2	-	0-1	-	2-0	0-1	1-0	-	DNP	-	1-2	0-1
AGINA	13	-	1-1	2-1	-	-	-	1-0	3-1	1-0	0-1	-	1-0	-
GAGNON	9	2-0	-	-	1-0	1-0	-	-	-	0-1	1-0	1-1	1-0	-
BRIDGES	6	1-0	-	0-1	-	-	0-1	-	0-1	-	1-0	-	-	0-1
COMSTOCK	6	-	-	1-0	-	-	1-0	-	-	2-0	-	-	1-1	-
LAWSON	5	0-1	DNP	2-0	DNP	DNP	DNP	1-0	-	-	DNP	-	-	1-0
DALENA	5	1-0	-	1-0	2-0	-	-	-	-	-	-	-	1-0	-
BLOUNT	5	-	0-1	2-0	1-0	1-0	-	-	-	DNP	-	DNP	DNP	DNP

TFLS	TOTAL	UConn	ORE	CP	UCLA	UNLV	UH	WYO	NEV	SDSU	BSU	UNM	SJSU	UTEP
MOSBY	15.5	1.0-10	3.5-10	-	2.0-2	2.0-13	0.5-1	-	1.0-3	-	1.5-3	1.0-5	2.0-9	1.0-10
PERALES	13.5	1.5-2	0.5-1	-	-	1.5-4	1.0-8	1.5-6	2.5-15	1.0-3	2.0-22	-	1.5-15	0.5-2
ATKINS	13.0	1.0-3	1.5-2	2.0-10	-	1.5-7	1.0-1	1.5-4	2.0-11	-	0.5-4	-	1.5-7	0.5-2
BAILEY	8.0	1.5-7	-	0.5-0	-	0.5-1	3.0-6	0.5-3	-	-	-	1.0-2	-	1.0-9
PAIT	5.5	-	-	-	-	1.0-1	1.0-3	-	1.0-1	-	0.5-2	2.0-11	-	-
MAEVA	5.5	-	1.0-2	0.5-1	0.5-1	1.0-1	1.0-2	0.5-1	-	-	1.0-2	DNP	DNP	DNP
PAYNE	5.0	0.5-2	0.5-0	1.5-6	-	-	-	1.5-2	0.5-1	-	0.5-1	-	DNP	DNP
WILLIAMS	4.5	0.5-2	-	1.0-2	-	-	-	0.5-1	1.5-5	1.0-2	-	-	-	-
LANGLEY	4.5	1.0-3	0.5-1	0.5-1	0.5-1	-	-	-	1.0-1	-	-	1.0-1	-	-
BOEHM	3.5	1.0-7	-	0.5-1	-	0.5-1	0.5-0	-	-	-	-	-	1.0-4	-
GATES	3.0	-	-	2.0-4	-	-	DNP	-	1.0-3	DNP	DNP	-	-	-
EARLY	2.0	-	-	1.0-2	-	-	1.0-2	-	-	-	-	-	-	-
MELLO	1.5	0.5-3	-	-	-	-	DNP	DNP	-	-	-	-	-	1.0-1
LUX	1.0	-	-	-	-	-	-	1.0-2	-	-	-	-	-	-
SANDERS	1.0	-	-	-	-	-	-	-	-	-	1.0-4	-	-	-
BLAND	1.0	1.0-1	-	-	-	-	-	-	-	-	-	-	-	-
AGINA	1.0	-	-	1.0-2	-	-	-	-	-	-	-	-	-	-
JOHNSON	0.5	-	-	0.5-1	-	-	-	-	-	-	-	-	-	-
BRIDGES	0.5	-	-	-	-	-	-	-	0.5-0	-	-	-	-	-
LAWSON	0.5	0.5-1	DNP	-	DNP	DNP	DNP	-	-	-	DNP	-	-	-
FREE	0.5	-	0.5-2	-	-	-	-	-	-	-	-	DNP	-	DNP

SACKS	TOTAL	UConn	ORE	CP	UCLA	UNLV	UH	WYO	NEV	SDSU	BSU	UNM	SJSU	UTEP
PERALES	7.0	-	-	-	-	0.5-3	1.0-8	0.5-0	2.0-13	-	1.5-21	-	1.5-15	-
ATKINS	7.0	-	1.0-1	2.0-10	-	1.5-7	-	0.5-3	1.0-8	-	0.5-4	-	0.5-6	-
MOSBY	6.0	1.0-10	1.0-8	-	-	1.0-5	-	-	1.0-3	-	-	-	1.0-4	1.0-10
PAYNE	3.5	0.5-2	-	1.0-5	-	-	-	1.5-2	0.5-1	-	-	-	DNP	DNP
BAILEY	3.5	1.0-5	-	0.5-0	-	0.5-1	-	0.5-3	-	-	-	-	-	1.0-9
BOEHM	2.5	1.0-7	-	-	-	0.5-1	-	-	-	-	-	-	1.0-4	-
MAEVA	1.5	-	1.0-2	0.5-1	-	-	-	-	-	-	-	DNP	DNP	DNP
BRIDGES	0.5	-	-	-	-	-	-	-	0.5-0	-	-	-	-	-
MELLO	0.5	0.5-3	-	-	-	-	DNP	DNP	-	-	-	-	-	-



2021 STATS

RETURNS GAME-BY-GAME

PUNT RET.	No-Yds/TD	UConn	ORE	CP	UCLA	UNLV	UH	WYO	NEV	SDSU	BSU	UNM	SJSU	UTEP
POPE	5-26	-	-	1-9	-	-	-	-	-	-	1-0	2-10	-	1-3
RIVERS	9-22	2--10	-	3--4	1--1	1-14	1-17	1-6	-	DNP	-	-	-	DNP
BROOKS	1--2	-	-	1--2	-	-	-	-	-	-	-	-	-	-

KICK RET.	No-Yds/TD	UConn	ORE	CP	UCLA	UNLV	UH	WYO	NEV	SDSU	BSU	UNM	SJSU	UTEP
MIMS	13-285	-	1-15	2-40	1-19	6-140	1-37	-	1-12	-	-	-	1-22	-
SHERROD	9-177	-	DNP	-	DNP	DNP	DNP	DNP	-	-	6-106	1-21	-	2-50
BROWN	3-19	-	-	-	DNP	DNP	-	-	-	-	2-4	-	1-15	-
RIVERS	1-13	-	-	-	-	-	-	-	-	DNP	-	-	1-13	DNP
PAUWELS	1-10	-	-	-	-	-	-	-	-	-	-	-	1-10	-

INT RET.	No-Yds/TD	UConn	ORE	CP	UCLA	UNLV	UH	WYO	NEV	SDSU	BSU	UNM	SJSU	UTEP
WILLIAMS	3-64	-	-	-	-	-	-	2-28	-	1-36	-	-	-	-
BLAND	2-38	-	-	-	-	-	-	-	1-6	-	1-32	-	-	-
BAILEY	2-27	-	-	1-22	-	-	-	-	-	1-5	-	-	-	-
LANGLEY	1-33	-	-	-	-	-	-	1-33	-	-	-	-	-	-
GATES	1-0	-	-	-	-	-	DNP	-	-	DNP	DNP	-	-	1-0
SANDERS	1-18	-	-	-	-	-	-	-	-	-	-	1-18	-	-
EARLY	1-12	-	-	-	-	-	-	1-12	-	-	-	-	-	-

LONG PLAYS (20 OR MORE YARDS)

	FS Long Plays			Opponent Long Plays		
	Rush	Pass	Total	Rush	Pass	Total
Hawai'i	0	4	4	6	2	8
Colorado St.	1	5	6	1	4	5
at UNLV	3	3	6	3	2	5
at Utah State	1	4	5	3	2	5
San Jose St.	<i>canceled</i>					
San Diego St.	<i>canceled</i>					
at Nevada	0	7	7	1	5	6
vs. New Mexico	1	4	5	4	3	7
Totals	6	27	33	18	18	36

DRIVE SUPERLATIVES

	Fresno State	Opponent
Most Plays (Result)	16 (TD) - 2x, last vs. UNM	18 (FG) - UNLV
Most Yards (Result)	96 (TD) - Utah St.	86 (TD) - Utah St.
Most Time (Result)	7:59 (TD) - vs. UNM	7:33 (TD) - vs. UNM

FRESNO STATE POINTS OFF TURNOVERS

Game	TOs Gained	TDs	FG	Pts	FS (INT/Fumbles Lost)
Hawai'i	1 (1 FR)	1	0	7	4 (3 INT/1 FL)
Colorado St.	1 (1 FR)	1	0	7	- 0 -
at UNLV	3 (2 INT/1 FR)	1	1	10	1 (1 FL)
at Utah St.	2 (2 FR)	2	0	14	2 (1 INT/1 FL)
San Jose St.	<i>canceled</i>				
San Diego St.	<i>canceled</i>				
at Nevada	3 (2 INT/1 FR)	0	0	0	2 (2 FL)
vs. New Mexico	- 0 -	0	0	0	1 (1 INT)
Totals	10 (4 INT/6 FR)	5	1	38	10 (5 INT/5 FL)
Opponents	10 (5 INT/5 FR)	4	1	30	

GAME-OPENING DRIVES

Opponent	Pts.	[---Fresno State---]		[-----Opponent-----]		
		1st Dwns	Yds.	Pts.	1st Dwns	Yds
Hawai'i	7	1	26	0	0	-6
Colorado St.	7	5	86	0	1	14
at UNLV	0	1	24	0	0	2
at Utah St.	0	3	63	6 (miss PAT)	1	86 (1 play, 86 yds.)
San Jose St.	<i>canceled</i>					
San Diego St.	<i>canceled</i>					
at Nevada	7	3	77	3	1	38
vs. New Mexico	7	1	44	0	0	-2

SECOND HALF-OPENING DRIVES

Opponent	Pts.	[---Fresno State---]		[-----Opponent-----]		
		1st Dwns	Yds.	Pts.	1st Dwns	Yds
Hawai'i	0	1	24	7	5	76
Colorado St.	0	0	6	0	0	8
at UNLV	0	0	-3	7	1	25
at Utah St.	0	1	17	0	1	17
San Jose St.	<i>canceled</i>					
San Diego St.	<i>canceled</i>					
at Nevada	0	1	16	0	0	0
vs. New Mexico	7	6	70	7	3	77

PENALTY NUMBERS

	FS Pen.-Yds.	Opp. Pen.-Yds
Hawai'i	7-50	7-44
Colorado St.	5-50	7-61
at UNLV	7-50	6-55
at Utah St.	5-39	6-40
San Jose St.	<i>canceled</i>	
San Diego St.	<i>canceled</i>	
at Nevada	4-33	5-47
vs. New Mexico	4-50	8-73



2021 STATS

FRESNO STATE CHUNK PLAYS (66)

Yards	Opponent	Play	Result
86	UConn	Haener pass to Cropper	TD
78	New Mexico	Haener pass to Mim	1st down
69	San Diego St.	Haener pass to Kelly	1st down
65	Hawai'i	Haener pass to Pope	TD
64	Nevada	Rivers run	TD
62	Cal Poly	Haener pass to Kelly	1st down
62	Cal Poly	Haener pass to Pope	TD
61	UConn	Haener pass to Rivers	TD
55	UNLV	Haener pass to Wheatfall	1st down
53	Cal Poly	Haener pass to Wheatfall	TD
51	Cal Poly	Cropper pass to Kelly	TD
45	Oregon	Mims run	1st down
59	San Diego St.	Mims run	1st down
42	Nevada	Haener pass to Wheatfall	1st down
40	Cal Poly	Henderson run	1st down
39	Oregon	Haener pass to Wheatfall	1st down
39	Boise St.	Haener pass to Pope	1st down
38	San Diego St.	Haener pass to Cropper	1st down
38	UTEP	Mims run	1st down
37	UConn	Haener pass to Kelly	1st down
37	UTEP	Haener pass to Pope	1st down
36	UCLA	Rivers run	TD
36	Boise St.	Haener pass to Wheatfall	1st down
35	Hawai'i	Haener pass to Cropper	TD
31	UCLA	Haener pass to Kelly	1st down
33	San Jose St.	Haener pass to Rivers	1st down
30	Boise St.	Haener pass to Kelly	1st down
29	San Jose St.	Haener pass to Cropper	TD
28	UCLA	Haener pass to Kelly	1st down
28	UNLV	Kelly run	1st down
28	Hawai'i	Haener run	1st down
27	UCLA	Haener pass to Cropper	1st down
27	Boise St.	Haener pass to Cropper	1st down
26	UNLV	Haener pass to Cropper	TD
26	Wyoming	Haener pass to Pope	1st down
26	Nevada	Mims run	1st down
25	UCLA	Haener pass to T Jones	1st down
25	UNLV	Haener pass to Cropper	TD
25	Hawai'i	Haener pass to Watson	1st down
24	Cal Poly	Haener pass to Cropper	TD
24	San Diego St.	Haener pass to Kelly	1st down
24	UTEP	Haener pass to Cropper	1st down
23	Cal Poly	Haener pass to Rodriguez	1st down
23	UNLV	Haener pass to Watson	1st down
23	UNLV	Haener pass to Cropper	1st down
23	UNLV	Haener pass to T Jones	1st down
23	Wyoming	Mims run	1st down
23	Nevada	Mims run	1st down
23	New Mexico	Haener to Pauwels	TD
22	San Jose St.	Cropper run	1st down
22	San Jose St.	Haener pass to Wheatfall	1st down
22	UConn	Haener pass to Brooks	1st down
22	UCLA	Haener pass to Cropper	1st down
22	Nevada	Haener pass to Pope	1st down
22	Boise St.	Rivers rush	1st down
22	UTEP	Haener pass to Mims	TD
21	Oregon	Haener pass to Kelly	1st down
21	Cal Poly	Rivers run	1st down
21	Cal Poly	Haener pass to Cropper	1st down
21	Hawai'i	Haener pass to Rivers	1st down
21	New Mexico	Haener pass to Kelly	TD
21	New Mexico	Haener pass to Kelly	1st down
20	Boise St.	Haener pass to Kelly	1st down
20	Hawai'i	Haener pass to Wheatfall	1st down
20	New Mexico	Haener pass to Wheatfall	1st down
20	UTEP	Haener pass to Watson	1st down

FRESNO STATE SPECIAL TEAMS CHUNK PLAYS (4)

Yards	Opponent	Play	Result
37	Hawai'i	Mims kickoff return	FS40
36	SDSU	Williams INT return	SDSU31
33	Wyoming	Langley INT return	WYO6
32	Boise St.	Bland INT return	FS35

Only KO returns of 35 yards or more or INT & PR of 25 yards or more are included

OPPONENT CHUNK PLAYS (53)

Yards	Opponent	Play	Result
80	UNLV	Brumfield to Collins	TD
63	New Mexico	Dumas rush	1st down
51	UTEP	Brownholtz pass to Thompson	TD
50	UNLV	Friel to Willaims	1st down
48	Boise St.	Bachmeier pass to Evans	1st down
42	UCLA	Thompson-Robinson pass Phillips	1st down
41	UTEP	Hardison pass to Tupou	1st down
40	San Jose St.	Starkel pass to Robinson	1st down
40	Boise St.	Bachmeier pass to Holani	1st down
39	UCLA	Thompson-Robinson pass to Brown	1st down
38	UCLA	Thompson-Robinson pass to Brown	1st down
37	UNLV	Brumfield rush	1st down
37	Cal Poly	Brasch pass to Briscoe	1st down
35	Cal Poly	Brasch pass to Woods	1st down
34	Hawai'i	Parson rush	1st down
34	Hawai'i	Parson rush	1st down
33	Cal Poly	Brasch pass to Coleman	1st down
32	Oregon	Brown pass to Johnson	TD
32	Wyoming	Chambers pass to Eberhardt	1st down
32	Wyoming	Chambers pass to Welch	1st down
31	San Jose St.	Starkel pass to Deese	1st down
31	San Jose St.	Starkel pass to Miller	1st down
31	San Diego St.	Johnson pass to Kothe	1st down
30	Oregon	Brown rush	TD
30	Nevada	Strong pass to Lockhart	TD
30	Nevada	Strong pass to Turner	1st down
30	Boise St.	Bachmeier pass to Habibu-Likio	1st down
29	San Diego St.	Johnson pass to Matthews	1st down
29	Boise St.	Bachmeier pass to Holani	1st down
29	Boise St.	Bachmeier pass to Shakir	1st down
28	UNLV	Williams rush	1st down
28	UNLV	Friel to Williams	1st down
28	Nevada	Taua rush	1st down
27	San Jose St.	Starkel pass to Miller	1st down
27	UTEP	Hardison pass to Smith	1st down
26	Hawai'i	Schager pass to Mardner	1st down
26	Oregon	Brown pass to Pittman	1st down
26	Hawai'i	Schager pass to Phillips	TD
26	UTEP	Hardison pass to Garrett	1st down
25	Nevada	Strong pass to Horton	1st down
25	UTEP	Hardison pass to Smith	1st down
24	Hawai'i	Hunter rush	1st down
24	Nevada	Strong pass to Doubs	1st down
24	Boise St.	Bachmeier pass to Hopper	1st down
23	Nevada	Strong pass to Doubs	1st down
22	UNLV	Williams rush	1st down
22	San Diego St.	Bell run	1st down
22	UTEP	Hardison pass to Awatt	1st down
21	Nevada	Strong pass to Turner	1st down
21	Nevada	Strong pass to Lockhart	1st down
20	UNLV	Brumfield pass to Griffin	1st down
20	Wyoming	Chambers rush	1st down
20	Wyoming	Swen rush	1st down
20	San Diego St.	Johnson pass to Shaver	1st down

OPPONENT SPECIAL TEAMS CHUNK PLAYS (3)

Yards	Opponent	Play	Result
66	UCLA	Allen kick return	FS26
27	Hawai'i	Bethley INT return	FS44
40	SDSU	Jordan Byrd	SDSU41

Only KO returns of 35 yards or more or INT & PR of 25 yards or more are included



2021 STATS

2021 GAME-BY-GAME OFFENSIVE STARTERS

DATE	OPPONENT	LT	LG	C	RG	RT	QB	RB	WR	WR	WR	TE
08/28	UConn	Bull	Vavao	Smith	Schmidt	Akingbulu	Haener	Rivers	Jones	Cropper	Pope	Rodriguez
09/4	at No. 11 Oregon	Bull	Vavao	Smith	Schmidt	Akingbulu	Haener	Rivers	Wheatfall	Cropper	Kelly	Rodriguez
09/11	Cal Poly	Bull	Vavao	Schmidt	Adkins	Akingbulu	Haener	Rivers	Jones	Cropper	Kelly	Rodriguez
09/18	at No. 13 UCLA	Bull	Vavao	Schmidt	Adkins	Akingbulu	Haener	Rivers	Wheatfall	Cropper	Kelly	Rodriguez
09/24	UNLV	Bull	Vavao	Schmidt	Adkins	Akingbulu	Haener	Rivers	Wheatfall	Cropper	Pope	Pauwels Jr.
10/2	at Hawai'i	Bull	Vavao	Schmidt	Adkins	Akingbulu	Haener	Rivers	Wheatfall	Cropper	Kelly	Rodriguez
10/16	at Wyoming	Bull	Nelson	Schmidt	Vavao	Akingbulu	Haener	Rivers	Wheatfall	Pauwels (TE)	Kelly	Rodriguez
10/23	Nevada	Bull	Nelson	Schmidt	Vavao	Akingbulu	Haener	Rivers	Jones	Cropper	Pope	Pauwels Jr.
10/30	at No. 21 San Diego St.	Bull	Nelson	Schmidt	Vavao	Akingbulu	Haener	Mims	Wheatfall	Cropper	Kelly	Rodriguez
11/6	Boise State	Bull	Nelson	Schmidt	Vavao	Akingbulu	Haener	Rivers	Wheatfall	Cropper	Kelly	Rodriguez
11/13	New Mexico	Bull	Schmidt	Smith	Vavao	Akingbulu	Haener	Rivers	Wheatfall	Watson (TE)	Kelly	Rodriguez
11/25	at San Jose State	Adkins	Nelson	Schmidt	Vavao	Akingbulu	Haener	Rivers	Jones	Watson (TE)	Kelly	Rodriguez
12/18	vs UTEP	Adkins	Nelson	Schmidt	Vavao	Akingbulu	Haener	Mims	Cropper	Pauwels (TE)	Dalena	Rodriguez

2021 GAME-BY-GAME DEFENSIVE STARTERS

DATE	OPPONENT	DE	DT	DT	DE	LB	LB	H	CB	FS	SS	CB
08/28	UConn	Mosby	Atkins	Payne	Perales	Maeva	Bailey	Houston	Free	Gates	Williams	Lux
09/4	at No. 11 Oregon	Mosby	Atkins	Payne	Perales	Maeva	Bailey	Houston	Free	Gates	Williams	Lux
09/11	Cal Poly	Mosby	Atkins	Bennett	Perales	Maeva	Bailey	Houston	Free	Gates	Williams	Lux
09/18	at No. 13 UCLA	Mosby	Atkins	Payne	Perales	Maeva	Bailey	Houston	Free	Gates	Williams	Lux
09/24	UNLV	Mosby	Atkins	Payne	Perales	Maeva	Bailey	Houston	Bland	Gates	Williams	Lux
10/2	at Hawai'i	Mosby	Atkins	Payne	Perales	Maeva	Bailey	Houston	Bland	Early	Williams	Lux
10/16	at Wyoming	Jones	Atkins	Payne	Perales	Maeva	Langley	Fields	Bland	Agina	Williams	Bennett (NT)
10/23	Nevada	Mosby	Atkins	Payne	Perales	Maeva	Bailey	Houston	Bland	Gates	Williams	Lux
10/30	at No. 21 San Diego St.	Mosby	Atkins	Payne	Perales	Maeva	Bailey	Houston	Bland	Early	Williams	Lux
11/6	Boise State	Mosby	Atkins	Payne	Perales	Maeva	Bailey	Houston	Bland	Early	Williams	Sanders
11/13	New Mexico	Mosby	Atkins	Boehm	Bridges	Langley	Bailey	Houston	Bland	Gates	Williams	Sanders
11/25	at San Jose State	Mosby	Atkins	Boehm	Perales	Langley	Bailey	Houston	Bland	Gates	Williams	Sanders
12/18	vs UTEP	Mosby	Atkins	Boehm	Perales	Langley	Bailey	Pait	Bland	Gates	Williams	Sanders

TEAM PARTICIPATION

#	Name	GP/GS	#	Name	GP/GS	#	Name	GP/GS
10	AGINA, Kosi	13/1	20	HAMILTON, Alzillion	2/0	51	REMLINGER, Charles	1/0
6	BAILEY, Levelle	13/12	13	HENDERSON, Jaylen	3/0	11	SANDERS, Cale	13/4
0	BENNETT, Evan	13/2	13	HOUSTON, Justin	13/11	54	SCHMIDT, Bula	12/12
28	BIGELOW, Jevon	2/0	52	JOHNSON, D.	13/0	22	SHERROD, Malik	8/0
49	BLOUNT, Tanner	9/0	8	JONES, Ty	13/4	7	STRONG, Reggie	2/0
86	BOUST, Jake	4/0	11	KELLY, Josh	13/9	89	TORRES, Jared	9/0
19	BRANHAM, Zeke	4/0	45	KING, Carson	13/0	51	VAVAO, Mose	12/12
5	BRIDGES, Devo	13/1	35	LANGLEY, M.	13/4	78	VELEZ, Osmar	2/0
85	BROOKS, Erik	13/0	91	LAWSON, Matt	8/0	19	WASHINGTON, Vallee	1/0
23	BROOKS, Malik	4/0	95	LEWIS, Julius	4/0	84	WATSON, Tre	12/2
81	BROWN, Jordan	11/0	38	LUX, Bralyn	13/8	32	WILLIAMS, Evan	13/13
72	BULL, Dontae	13/11	42	MELLO, Tyler	11/0	8	WILLIAMS, Jalen	3/0
44	CHARLES, Charlotin	1/0	41	MEONO, Andre	2/0	6	WILMORE, Jordan	6/0
22	COMSTOCK, Steven	13/0	7	MIMS, Jordan	13/2	17	WRIGHT, Rodney	2/0
5	CROPPER, Jalen	13/10	48	MONTANO, Abraham	4/0			
0	DALENA, Mac	13/1	40	MUNOZ, Michael	1/0			
27	EARLY, LJ	13/3	15	NEAL, Julian	4/0			
4	EDWARDS, Emoryie	8/0	65	NELSON, Braylen	7/5			
16	FIELDS, Rian	9/1	25	PAIT, Emari	13/1			
10	FIFE, Logan	1/0	87	PAUWELS, Ray	13/4			
2	GATES, Elijah	10/9	55	PAYNE, Leonard	11/9			
26	GORDON, Chrishawn	2/0	70	PENRIGHT, Torean	3/0			
52	GUERRERO, Jalen	3/0	99	PERALES, David	13/12			
9	HAENER, Jake	13/13	2	POPE, Zane	13/3			



The Automated ScoreBook Fresno State Team Game-by-Game (as of Apr 04, 2022) All games

TEAM STATISTICS

Date	Opponent	Rushing				Receiving				Passing				Kick Returns				Punt Returns				td	off
		no.	yds	td	avg	no.	yds	td	avg	comp	att	int	yds	td	avg	no.	yds	td	avg	no.	yds		
Aug 28	UCONN	38	156	1	4.1	27	382	4	14.1	27-38-1	382	4	14.1	0	0	0	0	0	2	-10	0	0	538
Sep 04	at Oregon	30	77	1	2.6	30	298	1	9.9	30-43-0	298	1	9.9	1	15	0	15	0	0	0	0	0	375
Sep 11	CAL POLY	38	196	4	5.1	22	475	5	21.6	22-29-0	475	5	21.6	2	40	0	20	0	5	3	0	9	671
Sep 18	at UCLA	37	114	3	3.1	39	455	2	11.7	39-53-1	455	2	11.7	1	19	0	19	0	1	-1	0	0	569
Sep 24	UNLV	23	83	0	3.6	30	378	5	12.6	30-42-1	378	5	12.6	6	140	0	23	0	1	14	0	14	461
Oct 2	at Hawai'i	31	117	0	3.8	28	388	3	13.9	28-51-4	388	3	13.9	1	37	0	37	0	1	17	0	17	505
Oct 16	at Wyoming	43	163	0	3.8	15	96	2	6.4	15-28-0	96	2	6.4	0	0	0	0	0	1	6	0	6	259
Oct 23	NEVADA	30	205	2	6.8	26	256	2	9.9	26-38-0	256	2	9.9	1	12	0	12	0	0	0	0	0	461
Oct 30	at San Diego State	34	179	2	5.3	25	306	1	12.2	25-43-0	306	1	12.2	0	0	0	0	0	0	4	0	4	485
Nov 06	BOISE STATE	27	77	0	2.9	22	279	2	12.7	22-38-3	279	2	12.7	8	110	0	24	0	1	0	0	0	356
Nov 13	NEW MEXICO	40	97	1	2.4	24	300	3	12.5	24-31-0	300	3	12.5	1	21	0	21	0	2	10	0	10	397
Nov 25	at San Jose St.	34	138	1	4.1	28	348	4	12.4	28-37-0	348	4	12.4	4	60	0	22	0	0	0	0	0	486
Dec 18	UTEP	35	181	2	5.2	26	286	1	10.9	26-41-0	286	1	10.9	2	50	0	27	0	1	3	0	3	467
Opponents		440	1783	17	4.0	342	4247	35	12.4	342-513-1	4247	35	12.4	27	504	0	37	0	15	46	0	17	6030
Opponents		454	1636	15	3.6	212	2886	17	16.8	212-405-1	2886	17	16.8	57	126	0	66	0	10	72	0	22	4522

Games: 13 - Avg/rush: 4.1 - Avg/catch: 12.4 - Pass eff: 154.82 - KR avg: 18.7 - PR avg: 3.1 - All purpose avg/game: 520.9 - Total offense

Date	Opponent	Tackles				Sacks		Fumble		Pass Defense			Blocked		PAT Attempts			off		
		no.	total	assists	blkyds	no.	yds	no.	pts	int	yds	qb	hup	kick	kick	rush	rec	set	td	pts
Aug 2	UCONN	39	16	55	10.0-41	4.0-27	1	1-31	0-0	2	4	0	0	6-6	0	0	0	0	7	45
Sep 0	at Oregon	43	42	85	8.0-18	3.0-11	1	1-0	0-0	0	3	0	0	1-1	0	1	0	3	24	
Sep 1	CAL POLY	51	16	67	11.0-30	4.0-16	1	1-0	1-22	0	5	0	0	9-9	0	0	0	0	14	63
Sep 1	at UCLA	31	20	51	3.0-4	0.0-0	1	2-0	0-0	0	4	0	0	4-4	0	0	0	0	3	40
Sep 2	UNLV	39	28	59	8.0-28	4.0-17	1	1-0	0-0	0	7	0	0	2-2	0	0	0	0	0	38
Oct 2	at Hawai'i	44	12	56	9.0-23	1.0-8	1	1-0	0-0	1	5	0	0	3-3	0	0	0	0	0	24
Oct 16	at Wyoming	31	28	51	7.0-19	3.0-8	1	1-0	4-73	0	3	0	0	2-2	0	0	0	0	17	17
Oct 23	NEVADA	58	22	80	11.0-40	5.0-25	1	1-0	1-6	1	3	0	0	4-4	0	0	0	0	7	34
Oct 30	at San Diego State	34	22	56	2.0-5	0.0-0	0	1-0	2-41	5	9	0	0	3-3	0	0	0	0	17	30
Nov 0	BOISE STATE	42	34	76	7.0-38	2.0-25	1	0-0	1-32	0	3	0	0	2-2	0	0	0	0	0	14
Nov 1	NEW MEXICO	39	18	49	5.0-19	0.0-0	0	0-0	1-18	0	0	0	0	4-4	0	0	0	0	7	34
Nov 2	at San Jose St.	39	20	59	6.0-35	4.0-29	2	2-0	0-0	2	7	0	0	5-5	0	0	1	7	40	
Dec 1	UTEP	28	26	54	4.0-24	2.0-19	2	1-0	1-0	1	2	0	0	2-3	0	0	0	1	0	31
Opponents		518	280	798	91.0-324	32.0-185	13	13-31	11-192	12	55	0	0	47-48	0	1	2	82	434	
Opponents		578	256	834	68.0-334	25.0-179	15	12-48	10-76	14	38	0	0	27-27	0	0	0	78	267	

Date	Opponent	Punting						Field Goals				Kickoffs						
		no.	yds	avg	long	blkd	%	fc	50+	20	no.	yds	avg	%	ob			
Aug 2	UCONN	5	192	38.4	54	0	0	2	1	1	1-2	24	0	7	455	65.0	5	0
Sep 0	at Oregon	4	176	44.0	53	0	0	0	1	1	3-3	39	0	6	334	55.7	0	0
Sep 1	CAL POLY	5	202	40.4	54	0	0	1	2	3	0-0	0	0	10	614	61.4	2	0
Sep 1	at UCLA	3	141	47.0	52	0	0	2	2	2	2-2	39	0	8	449	56.1	1	0
Sep 2	UNLV	5	207	41.4	51	0	0	1	1	2	2-2	31	0	8	448	56.0	2	0
Oct 2	at Hawai'i	2	66	33.0	36	0	1	1	0	0	1-1	48	0	5	324	64.8	4	0
Oct 16	at Wyoming	6	254	42.3	71	0	0	3	1	2	1-2	41	0	4	260	65.0	3	0
Oct 23	NEVADA	6	256	42.7	51	0	0	3	2	3	2-2	47	0	7	430	61.4	0	0
Oct 30	at San Diego State	4	133	33.2	37	0	0	3	0	1	3-4	49	0	7	435	62.1	1	0
Nov 0	BOISE STATE	6	260	43.3	53	0	2	1	1	0	0-0	0	0	3	195	65.0	2	0
Nov 1	NEW MEXICO	3	129	43.0	49	0	0	3	0	3	2-2	51	0	7	408	58.3	0	0
Nov 2	at San Jose St.	4	169	42.2	53	0	0	0	1	3	1-1	43	0	7	432	61.7	1	0
Dec 1	UTEP	4	198	49.5	59	0	0	0	2	1	3-4	45	0	7	447	63.9	3	0
Opponents		57	2383	41.8	71	0	3	20	14	22	21-25	51	0	86	5231	60.8	24	0
Opponents		71	2958	41.5	56	0	4	36	12	29	16-21	47	0	61	3595	58.9	26	2



The Automated ScoreBook Fresno State Opponent Game-by-Game (as of Apr 04, 2022) All games

OPPONENT STATISTICS

Date	Opponent	Rushing				Receiving				Passing				Kick Returns				Punt Returns				tot off
		no.	yds	td	lg	no.	yds	td	lg	comp-att-int	yds	td	lg	no.	yds	td	lg	no.	yds	td	lg	
Aug 28	UCONN	31	35	0	13	14	72	0	13	14-30-0	72	0	13	2	54	0	31	2	22	0	19	107
Sep 04	at Oregon	49	200	3	30	15	172	1	32	15-24-0	172	1	32	6	107	0	30	1	17	0	17	372
Sep 11	CAL POLY	35	53	0	11	19	221	1	37	19-37-1	221	1	37	8	152	0	25	1	-1	0	0	274
Sep 18	at UCLA	29	117	2	15	14	278	3	45	14-24-0	278	3	45	5	142	0	66	1	22	0	22	395
Sep 24	UNLV	36	152	2	37	15	281	2	88	15-28-0	281	2	88	4	62	0	22	0	0	0	0	433
Oct 2	at Hawai'i	44	232	1	34	11	116	2	26	11-27-0	116	2	26	1	13	0	13	0	0	0	0	348
Oct 16	at Wyoming	33	128	0	28	9	143	0	32	9-30-4	143	0	32	1	23	0	23	0	0	0	0	271
Oct 23	NEVADA	21	47	0	28	49	476	4	30	49-61-1	476	4	30	7	179	0	33	2	17	0	17	523
Oct 30	at San Diego State	33	165	2	22	17	247	1	39	17-38-2	247	1	39	6	161	0	40	0	0	0	0	412
Nov 06	BOISE STATE	50	187	3	18	15	283	1	48	15-28-1	283	1	48	1	22	0	22	1	0	0	0	470
Nov 13	NEW MEXICO	38	162	1	63	2	34	0	25	2-8-1	34	0	25	6	136	0	29	0	0	0	0	196
Nov 25	at San Jose St.	26	60	0	16	19	260	0	40	19-43-0	260	0	40	6	133	0	37	0	0	0	0	320
Dec 18	UTEP	29	98	1	12	13	303	2	53	13-27-1	303	2	53	4	83	0	36	2	-5	0	0	401
Fresno State		454	1636	15	63	212	2886	17	80	212-405-1	2886	17	80	57	126	0	66	10	72	0	22	4522
Fresno State		440	1783	17	64	342	4247	35	86	342-513-1	4247	35	86	27	504	0	37	15	46	0	17	6030

Games: 13 - Avg/rush: 3.6 - Avg/catch: 13.6 - Pass effic: 120.62 - KR avg: 22.2 - PR avg: 7.2 - All purpose avg/game: 456.7 - Total offense

Date	Opponent	Tackles				Sacks		Fumble		Pass Defense			Int		PAT Attempts			off	
		no.	a.	total	18-yds	no-yds	ff	ff-yds	int-yds	qb	hwp	kick	kick	rech	rec	set	th	pts	
Aug 2	UCONN	42	22	64	4.0-9	0.0-0	0	0-0	1-0	0	5	0	0-0	0	0	0	0	0	
Sep 0	at Oregon	35	34	69	7.0-47	4.0-37	4	3-13	0-0	0	0	0	4-4	0	0	0	17	31	
Sep 1	CAL POLY	44	16	60	6.0-16	1.0-8	0	1-0	0-0	0	3	0	1-1	0	0	0	7	10	
Sep 1	at UCLA	52	36	88	9.0-61	3.0-17	3	2-20	1-33	1	1	0	4-4	0	0	0	13	37	
Sep 2	UNLV	48	6	54	3.0-15	1.0-7	0	0-0	1-16	0	1	0	3-3	0	0	0	0	30	
Oct 2	at Hawai'i	43	12	55	5.0-31	3.0-20	2	2-0	4-27	2	8	0	3-3	0	0	0	17	27	
Oct 16	at Wyoming	51	14	65	4.0-9	1.0-4	0	0-0	0-0	0	2	0	0-0	0	0	0	0	0	
Oct 23	NEVADA	39	20	59	4.0-17	1.0-6	2	1-0	0-0	0	2	0	2-2	0	0	0	7	32	
Oct 30	at San Diego State	39	22	61	4.0-22	2.0-15	1	1-15	0-0	9	4	0	2-2	0	0	0	0	20	
Nov 0	BOISE STATE	42	14	56	7.0-47	5.0-38	0	0-0	3-0	0	3	0	4-4	0	0	0	14	40	
Nov 1	NEW MEXICO	57	6	63	6.0-35	3.0-26	1	1-0	0-0	0	2	0	1-1	0	0	0	0	7	
Nov 2	at San Jose St.	47	22	69	5.0-12	0.0-0	2	1-0	0-0	1	4	0	0-0	0	0	0	3	9	
Dec 1	UTEP	39	32	71	4.0-13	1.0-1	0	0-0	0-0	1	3	0	3-3	0	0	0	0	24	
Fresno State		578	256	834	68.0-334	25.0-179	15	12-48	10-76	14	38	0	27-27	0	0	0	78	267	
Fresno State		518	288	798	91.0-324	32.0-185	13	13-31	11-192	12	55	0	47-48	0	1	2	62	434	

Date	Opponent	Punting							Field Goals				Kickoffs					
		no.	yds	avg	long	blkd	fb	fc	50+	20	mid-att	long	blkd	no.	yds	avg	fb	ob
Aug 2	UCONN	11	433	39.4	58	0	0	0	1	2	0-0	0	0	1	65	65.0	1	0
Sep 0	at Oregon	5	220	44.0	56	0	1	2	2	4	1-1	25	0	6	361	60.2	4	0
Sep 1	CAL POLY	18	418	41.0	51	0	0	1	1	5	1-2	47	0	2	114	57.0	0	0
Sep 1	at UCLA	4	166	41.5	48	0	0	3	0	0	1-1	39	0	7	428	61.1	5	0
Sep 2	UNLV	6	224	37.3	46	0	1	3	0	2	1-1	38	0	6	363	60.5	0	0
Oct 2	at Hawai'i	4	169	42.2	47	0	0	3	0	0	2-2	34	0	6	372	62.0	4	1
Oct 16	at Wyoming	5	208	41.6	47	0	0	2	0	4	0-1	0	0	1	65	65.0	1	0
Oct 23	NEVADA	4	176	44.0	50	0	1	0	1	2	2-2	38	0	6	312	52.0	1	1
Oct 30	at San Diego State	6	233	38.8	52	0	1	3	1	5	0-1	0	0	4	204	51.0	3	0
Nov 0	BOISE STATE	3	148	49.3	53	0	0	2	2	1	4-4	47	0	9	521	57.9	1	0
Nov 1	NEW MEXICO	6	247	41.2	49	0	0	4	0	1	0-1	0	0	2	126	63.0	1	0
Nov 2	at San Jose St.	4	199	49.8	53	0	0	4	3	2	3-3	36	0	5	267	53.4	1	0
Dec 1	UTEP	3	117	39.0	52	0	0	1	1	1	1-2	38	0	6	397	66.2	4	0
Fresno State		71	2950	41.5	56	0	4	36	12	29	16-21	47	0	61	3595	58.9	26	2
Fresno State		57	2383	41.8	71	0	3	20	14	22	21-25	51	0	86	5231	60.0	24	0



GAME RECAPS

Game #1

Fresno State vs. UConn

Aug. 28, 2021 • Bulldog Stadium • Fresno, Calif.

SCORE BY QUARTERS	1	2	3	4	OT	FINAL	
UConn	0	0	0	0	-	0	Record (0-1, IND.)
Fresno State	7	24	7	7	-	45	Record (1-0, 0-0)

SCORING SUMMARY

	Plays	TOP	Score
FS 1st 02:40 MOSBY, Arron 31 yd fumble recovery (SILVA, Cesar kick)	4-69	1:43	0-14
FS 2nd 10:47 JONES, Ty 9 yd pass from HAENER, Jake (SILVA, Cesar kick)	1-61	0:10	0-21
FS 2nd 03:50 RIVERS, Ronnie 61 yd pass from HAENER, Jake (SILVA, Cesar kick)	1-86	0:14	0-28
FS 2nd 01:46 CROPPER, Jalen 86 yd pass from HAENER, Jake (SILVA, Cesar kick)	9-71	1:12	0-31
FS 2nd 00:00 SILVA, Cesar 24 yd field goal	10-48	3:44	0-38
FS 3rd 03:21 MIMS, Jordan 8 yd run (SILVA, Cesar kick)	10-57	3:45	0-45
FS 4th 11:30 PAUWELS JR., R 1 yd pass from FIFE, Logan (SILVA, Cesar kick)			

TEAM STATS

	UConn	Fresno St.
FIRST DOWNS	9	25
Rushing Attempts-Yds	31-35	38-156
Passing cmp-att-yds	14-3072	27-39-382
Total plays-yards	61-107	77-538
Fumbles-Lost	1-1	0-0
Penalties-Yards	8-41	7-81
PUNTS-YARDS	11-433	5-192
Average	39.4	38.4
Net	40.3	34.0
Punt returns: Number-Yards-TD	2-22-0	2-10-0
Kickoff returns: Number-Yds-TD	2-54-0	0-0-0
Interceptions: Number-Yds-TD	1-0-0	0-0-0
Fumble Returns: Number-Yds-TD	0-0-0	1-31-1
Time of Possession	29:03	30:57
3rd Down	2 of 16	7 of 16
4th Down	1 of 3	2 of 2
Sacks By: Number-Yards	0-0	4-27
Points off turnovers	0	7

Individual Leaders

Rushing (att-yds-TD):
 FS - Rivers (13-58-0)
 UConn - Mensah (11-31-0)

Passing (cmp-att-int-yds-TD):
 FS - Haener (20-26-0-331-3)
 UConn - Zergiotis (12-24-0-61-0)

Receiving Yards (no-yds-TD):
 FS - Brooks (5-61-0)
 UConn - Ross (5-37-0)

Defense (ST-AT-TT-TFL-Sack):
 FS - Mosby (3-0-3-1.0-1.0)
 UConn - Harrell (8-0-0-1.0-0)

Interceptions (no-yds-TD):
 FS - N/A
 UConn - Lucien (1-0-0)

FRESNO, Calif. – The Fresno State football team opened the 2021 season with a dominant 45-0 win over UConn, the first shutout for the Bulldogs since 2017, as senior running back Ronnie Rivers rewrote the record books becoming the program’s leader in career touchdowns scored.

HOW IT HAPPENED

Following a slow start for both sides, Arron Mosby woke everyone up, stripping Jack Zergiotis and picking up the fumble before racing 31 yards into the end zone late in the first quarter. Fresno State doubled its lead less than three minutes into the second quarter. After a 17-yard completion to Jordan Mims got the ‘Dogs down to the nine-yard line, Haener tossed his first touchdown of the season to the corner of the end zone to Ty Jones to put the ‘Dogs up 14-0 with 12:30 on the clock.

Late in the quarter, the senior signal caller connected on a pair of 60-plus yard touchdowns. With four minutes remaining in the period, Haener found Rivers on a slant and the senior running back did the rest, scoring the 45th touchdown of his career on a 61-yard reception. Two minutes later, on the first play of the Bulldogs’ eighth possession, Haener hit Cropper over the middle. The junior wideout spun off a defender and away from two others, got to the sideline and raced out to an 86-yard score. Cesar Silva tacked on a 24-yard field goal in the waning seconds to put Fresno State up 31-0 at the break.

The Bulldogs added two more touchdowns in the second half, the first an 8-yard rush from Mims in the third, and the second coming in the fourth quarter, a 1-yard pass from Logan Fife to Raymond Pauwels Jr.



Game #2

Fresno State at No. 11 Oregon

Sept. 4, 2021 • Autzen Stadium • Eugene, Ore.

SCORE BY QUARTERS	1	2	3	4	OT	FINAL	
Fresno State	0	13	8	3	-	24	Record (1-1, 0-0)
Oregon	14	7	0	10	-	31	Record (1-0, 0-0)

SCORING SUMMARY

	Plays	TOP	Score
1st 08:07 ORE - #7 C.Verdell 2 yd rush (#49 C.Lewis kick)	3-5	0:11	0-7
1st 06:40 ORE - #26 T.Dye 4 yd rush (#49 C.Lewis kick)	3-27	00:58	0-14
2nd 14:16 FST - #48 A.Montano 33 yd FG	12-69	05:13	3-14
2nd 03:31 FST - #48 A.Montano 39 yd FG	14-66	06:09	6-14
2nd 01:16 ORE - #3 J.Johnson III 32 yd pass from #13 A.Brown (#49 C.Lewis kick)	6-74	02:12	6-21
2nd 00:07 FST - #5 J.Cropper 17 yd pass from #9 J.Haener (#48 A.Montano kick)	10-75	01:09	13-21
3rd 06:45 FST - #9 J.Haener 2 yd rush (#80 J.Rodriguez pass from #9 J.Haener)	9-85	04:26	21-21
4th 13:03 FST - #48 A.Montano 22 yd FG	5-22	01:51	24-21
4th 07:41 ORE - #49 C.Lewis 25 yd FG	7-25	02:35	24-24
4th 02:57 ORE - #13 A.Brown 30 yd rush (#49 C.Lewis kick)	6-63	03:04	24-31

TEAM STATS

	Fresno St.	Oregon
FIRST DOWNS	23	20
Rushing Attempts-Yds	30-75	49-186
Passing cmp-att-yds	30-43-298	15-24-172
Total plays-yards	73-373	73-358
Fumbles-Lost	5-3	2-1
Penalties-Yards	8-63	8-87
PUNTS-YARDS	4-176	5-234
Average	44.0	46.8
Net	39.8	42.8
Punt returns: Number-Yards-TD	0-0-0	1-17-0
Kickoff returns: Number-Yds-TD	1-15-0	6-107-0
Interceptions: Number-Yds-TD	0-0-0	0-0-0
Fumble Returns: Number-Yds-TD	0-0-0	1-13-0
Time of Possession	30:33	29:27
3rd Down	7 of 15	7 of 16
4th Down	0 of 1	2 of 3
Sacks By: Number-Yards	3-11	4-37
Points off turnovers	3	17

Individual Leaders

Rushing (att-yds-TD):
 FS - Mims (4-47-0)
 ORE - Verdell (18-74-1)

Passing (cmp-att-int-yds-TD):
 FS - Haener (30-43-0-298-1)
 ORE - Brown (15-24-0-172-1)

Receiving Yards (no-yds-TD):
 FS - Wheatfall (5-76-0)
 ORE - Johnson III (3-76-1)

Defense (ST-AT-TT-TFL-Sack):
 FS - Williams (4-6-10-0-0-0)
 ORE - Flowe (5-9-14-1-0-0)

Interceptions (no-yds-TD):
 FS - N/A
 ORE - N/A

EUGENE, Ore. – The Fresno State football team showed what it can bring to the table Saturday afternoon, pushing No. 11 Oregon to its limit on its home field at Autzen Stadium. The Bulldogs fell 31-24 in front of 43,276 fans in attendance at the season opener in Eugene.

HOW IT HAPPENED

Oregon got out to an early advantage on Saturday, getting a 14-0 lead before the Bulldogs could get on the board with a 33-yard field goal by Abraham Montano with 14:16 remaining in the half. It was Montano who would again score for the ‘Dogs, this time on a 39-yard field goal to make it 14-6 in favor of the home team.

Oregon scored another touchdown with just over a minute to go in the half, but Fresno State responded with a 17-yard touchdown pass from Jake Haener to Jalen Cropper with seven seconds remaining. The score at the half was 21-13, Oregon.

Fresno State came out firing in the second half with an explosive 85-yard scoring drive. After taking over on downs, Jordan Mims got the ‘Dogs into Duck territory with a 45-yard run. Three plays later, Haener broke into the endzone on a two-yard score. Fresno State completed the 2-point conversion on a pass by Haener to Juan Rodriguez to tie the game at 21-21 with 6:45 left in the third.

Montano nailed a 22-yard field goal to give Fresno State its only lead of the game with 13 minutes left on the clock.

The Bulldog defense held Oregon to a field goal mid-way through the fourth quarter, tying the game at 24. The Bulldog offense surrendered a fumble to the Ducks late in the fourth quarter, and they capitalized. No. 11 Oregon scored the go-ahead touchdown on a quarterback keeper score with 2:57 remaining in the game.



GAME RECAPS

Game #3

Fresno State vs Cal Poly
Sept. 11, 2021 • Bulldog Stadium • Fresno, Calif.

SCORE BY QUARTERS	1	2	3	4	OT	FINAL
Cal Poly	0	10	0	0		10 (1-1, 0-0)
Fresno State	7	28	21	7		63 (2-1, 0-0)

SCORING SUMMARY

FS	1st	00:37	HAENER, Jake 2 yd run (MONTANO, A kick)	8-80	3:05	0-7
FS	2nd	14:31	CROPPER, Jalen 24 yd pass from HAENER, Jake (MONTANO, A kick)	1-24	0:07	0-14
CP	2nd	11:13	OHLSEN, Jaden 47 yd field goal	8-45	3:18	3-14
FS	2nd	09:41	HAENER, Jake 1 yd run (MONTANO, A kick)	4-69	1:26	3-21
FS	2nd	07:44	KELLY, Josh 51 yd pass from CROPPER, Jalen (MONTANO, A kick)	1-51	0:11	3-28
FS	2nd	02:25	KELLY, Josh 14 yd pass from HAENER, Jake (MONTANO, A kick)	7-85	2:56	3-35
CP	2nd	00:00	COLEMAN, Chris 5 yd pass from BRASCH, Spencer (OHLSEN, Jaden kick)	4-5	0:46	10-35
FS	3rd	11:24	RIVERS, Ronnie 6 yd run (MONTANO, A kick)	5-33	2:33	10-42
FS	3rd	09:23	POPE, Zane 62 yd pass from HAENER, Jake (MONTANO, A kick)	3-81	0:54	10-49
FS	3rd	05:57	WHEATFALL, K 53 yd pass from HAENER, Jake (MONTANO, A kick)	4-65	1:33	10-56
FS	4th	14:01	WILMORE, Jordan 10 yd run (MONTANO, A kick)	6-40	2:08	10-63

TEAM STATS

	Cal Poly	Fresno State
FIRST DOWNS	13	25
Rushing Attempts-Yds	35-53	38-196
Passing cmp-alt-yds	19-37-221	22-29-475
Total plays-yards	72-274	67-671
Fumbles-Lost	2-1	1-1
Penalties-Yards	4-28	7-65
PUNTS-YARDS	10-410	5-202
Average	41	40.4
Net	40.7	40.6
Punt returns: Number-Yards-TD	1-1-0	5-3-0
Kickoff returns: Number-Yds-TD	8-152-0	2-40-0
Interceptions: Number-Yds-TD	0-0-0	1-22-0
Fumble Returns: Number-Yds-TD	0-0-0	0-0-0
Time of Possession	30:53	29:07
3rd Down	4 of 19	4 of 10
4th Down	1 of 1	1 of 1
Sacks By: Number-Yards	1-8	4-16
Points off turnovers	7	14

Individual Leaders

Rushing (att-yds-TD):
 FS - Rivers (14-64-1)
 CP - Dunu (10-32-0)

Passing (cmp-att-int-yds-TD):
 FS - Haener (17-22-0-380-4)
 CP - Brasch (18-33-1-212-1)

Receiving Yards (no-yds-TD):
 FS - Kelly (3-127-2)
 CP - Coleman (4-63-1)

Defense (ST-AT-TT-TFL-Sack):
 FS - Williams (5-0-5-1.0-0.0)
 CP - Shotwell (5-2-7-1.5-0.0)

Interceptions (no-yds-TD):
 FS - Bailey (1-22-0)
 CP - N/A

FRESNO, Calif. -- Fresno State's offense lit up the scoreboard on Saturday evening as the Bulldogs piled on a 63-10 win over Cal Poly on Heroes Night at Bulldog Stadium.

Fresno State totaled 671 yards of total offense, its most in a game since 2014.

HOW IT HAPPENED

Following a slow start that saw Fresno State punt on its opening two possessions, the Bulldogs got on the board in the final minute of the first quarter with a two-yard run from Jake Haener.

That drive started a string of eight-straight offensive possessions with a touchdown by the 'Dogs as the game went from 7-0 to 56-10. Haener accounted for six of those touchdowns during the stretch, two on the ground and four through the air to four different receivers (Jalen Cropper - 24, Josh Kelly - 14, Zane Pope - 62, Keric Wheatfall - 53).

Kelly caught touchdown passes on the final two possessions of the first half, a 51-yard reception from Cropper and a 14-yard pass from Haener. The 'Dogs held a 35-10 lead at the half.

Fresno State kept Cal Poly off the scoreboard in the second half, outscoring the Mustangs 28-0 during the final 30 minutes.



Game #4

Fresno State at No. 13 UCLA
Sept. 18, 2021 • Rose Bowl Stadium • Pasadena, Calif.

SCORE BY QUARTERS	1	2	3	4	OT	FINAL
Fresno State	6	17	3	14		40
UCLA	7	3	7	20		37

SCORING SUMMARY

FS	1st	05:54	RIVERS, Ronnie 1 yd run (KING, Carson kick failed)	10-55	5:21	6-0
BRUINS	1st	03:59	Charbonnet,Zach 6 yd run (Barr-Mira,Nicho kick)	5-73	1:49	6-7
FS	2nd	11:49	CROPPER, Jalen 1 yd run (MONTANO, A kick)	14-79	7:06	13-7
BRUINS	2nd	09:43	Barr-Mira,Nicho 39 yd field goal	4-6	1:56	13-10
FS	2nd	06:37	RIVERS, Ronnie 36 yd run (MONTANO, A kick)	7-75	3:06	20-10
FS	2nd	00:08	MONTANO, A 21 yd field goal	6-16	0:50	23-10
BRUINS	3rd	12:29	Brown,Kam 39 yd pass from Thompson-Robins (Barr-Mira,Nicho kick)	6-75	2:24	23-17
FS	3rd	07:33	MONTANO, A 39 yd field goal	5-30	0:55	26-17
BRUINS	4th	08:10	Philips,Kyle 42 yd pass from Thompson-Robins (Barr-Mira,Nicho kick)	3-57	1:13	26-24
BRUINS	4th	07:27	Charbonnet,Zach 3 yd run (Thompson-Robins kick failed)	3-18	0:30	26-30
FS	4th	02:55	BROOKS, Erik 19 yd pass from HAENER, Jake (MONTANO, A kick)	10-75	4:32	33-30
BRUINS	4th	00:54	Philips,Kyle 15 yd pass from Thompson-Robins (Barr-Mira,Nicho kick)	9-75	2:01	33-37
FS	4th	00:14	CROPPER, Jalen 13 yd pass from HAENER, Jake (MONTANO, A kick)	6-75	0:40	40-37

TEAM STATS

	Fresno State	UCLA
FIRST DOWNS	32	17
Rushing Attempts-Yds	37-114	29-117
Passing cmp-alt-yds	39-54-455	14-24-278
Total plays-yards	91-569	53-395
Fumbles-Lost	3-2	2-2
Penalties-Yards	8-55	5-29
PUNTS-YARDS	3-141	4-166
Average	47.0	41.5
Net	39.7	41.8
Punt returns: Number-Yards-TD	1-1-0	1-22-0
Kickoff returns: Number-Yds-TD	1-19-0	5-142-0
Interceptions: Number-Yds-TD	0-0-0	1-33-0
Fumble Returns: Number-Yds-TD	1-0-0	2-20-0
Time of Possession	40:20	19:40
3rd Down	5-of-14	4 of 10
4th Down	1-of-2	0 of 1
Sacks By: Number-Yards	0-0	3-17
Points off turnovers	3	13

Individual Leaders

Rushing (att-yds-TD):
 FS - Rivers (21-136-2)
 UCLA - Thompson-Robinson (13-67-0)

Passing (cmp-att-int-yds-TD):
 FS - Haener (39-53-1-455-2)
 UCLA - Thomson-Robinson (14-24-0-278-3)

Receiving Yards (no-yds-TD):
 FS - Cropper (14-141-1)
 UCLA - Phillips (7-113-2)

Defense (ST-AT-TT-TFL-Sack):
 FS - Williams (6-6-12-0.0-0.0)
 UCLA - Knight (6-3-9-2.0-1.0)

Interceptions (no-yds-TD):
 FS - N/A
 UCLA - Churchwell III (1-33-0)

PASADENA, Calif. - The Fresno State football team had yet another impressive performance on Saturday, defeating the 13th-ranked UCLA Bruins 40-37 at the Rose Bowl to improve to 3-1 on the season. The Bulldogs won their fourth-straight meeting with UCLA, dating back to 2003.

Senior quarterback Jake Haener did just what he was expected to do on Saturday night. Throwing for a season-high 455 yards, Haener showed true toughness and grit to lead the Bulldogs to their last-minute scoring drive to secure the victory.

HOW IT HAPPENED

Fresno State struck first as Ronnie Rivers broke into the endzone on a one-yard carry with just under six minutes to go in the first quarter. Fresno State was unsuccessful on its 2-point conversion attempt, adding only six points to the board on the score. UCLA answered on its following drive, and took a 7-6 lead into the second quarter.

The 'Dogs outscored the Bruins 17-3 in the second quarter behind touchdowns from Jalen Cropper and Rivers, and a field goal from Abraham Montano. The Bulldogs took a 23-10 lead into the locker room at the break.

UCLA gained some momentum after the half, coming out in the third quarter and scoring on its opening drive to cut the lead. Montano had another field goal to give Fresno State a buffer heading into the fourth.

UCLA took advantage of a Bulldog fumble, recovering it and responding with a touchdown on its following drive to cut the lead to two, 26-24. Fresno State fumbled again on its following drive, and UCLA would recover and respond with another score to take a 30-26 lead with 7:27 to go.

Staying poised under pressure, Haener capped a 10-play 75 yard scoring drive on a 19-yard touchdown pass to Erik Brooks. Fresno State led 33-30 with 2:55 remaining. Defense held tough, but UCLA's Dorian Thompson-Robinson hit Kyle Philips in the end zone to retake the lead, 37-33 with 54 seconds left in the game.

Behind smart play calling, Fresno State made its way down the field and quickly into UCLA territory. Haener had passes of 10, 27, and 26 yards to set the Bulldogs up at the UCLA 38-yard line. Haener used a 13-yard pass to Cropper to score the game-winning touchdown.



GAME RECAPS

Game #5

Fresno State vs UNLV

Sept. 24, 2021 • Bulldog Stadium • Fresno, Calif.

SCORE BY QUARTERS	1	2	3	4	OT	FINAL
UNLV	14	0	7	9		30 (0-4, 0-1)
Fresno State	0	9	13	116		38 (4-1, 1-0)

SCORING SUMMARY

	Plays	TOP	Score
UNLV 1st 10:00 Jenkins, Steve 10 yd pass from Brumfield, Doug/Gutierrez, Dani kick			7-0
UNLV 1st 01:16 Williams, Charl 1 yd run Gutierrez, Dani kick			14-0
FS 2nd 11:38 SILVA, Cesar 25 yd field goal			14-3
FS 2nd 00:32 BROOKS, Erik 18 yd pass from HAENER, Jake CROPPER, Jalen rush failed			14-9
UNLV 3rd 14:41 Collins, Tyleek 80 yd pass from Brumfield, Doug Gutierrez, Dani kick			21-9
FS 3rd 07:35 CROPPER, Jalen 4 yd pass from HAENER, Jake SILVA, Cesar kick			21-16
FS 3rd 03:47 CROPPER, Jalen 23 yd pass from HAENER, Jake HAENER, Jake pass failed			21-22
FS 4th 12:21 CROPPER, Jalen 25 yd pass from HAENER, Jake SILVA, Cesar kick			21-29
UNLV 4th 09:57 Reese, Courtney 6 yd run Friel, Cameron pass failed			27-29
UNLV 4th 06:38 Gutierrez, Dani 30 yd field goal			30-29
FS 4th 04:53 CROPPER, Jalen 26 yd pass from HAENER, Jake/HAENER, Jake pass failed			30-35
FS 4th 02:29 SILVA, Cesar 31 yd field goal			30-38

TEAM STATS

	UNLV	Fresno State
FIRST DOWNS	18	23
Rushing Attempts-Yds	36-152	23-83
Passing cmp-att-yds	15-28-281	30-42-378
Total plays-yards	64-433	65-461
Fumbles-Lost	1-1	0-0
Penalties-Yards	5-36	4-45
PUNTS-YARDS	6-224	5-207
Average	37.3	41.4
Net	31.7	41.4
Punt returns: Number-Yards-TD	0-0-0	1-14-0
Kickoff returns: Number-Yds-TD	4-62-0	6-140-0
Interceptions: Number-Yds-TD	1-16-0	0-0-0
Fumble Returns: Number-Yds-TD	0-0-0	0-0-0
Time of Possession	31:36	28:24
3rd Down	5-of-13	3 of 11
4th Down	0 of 1	1 of 1
Sacks By: Number-Yards	1-7	4-17
Points off turnovers	3	3

Individual Leaders

Rushing (att-yds-TD):
 FS - Rivers (14-48-0)
 UNLV - Williams (19-102-1)
Passing (cmp-att-int-yds-TD):
 FS - Haener (30-42-1-378-5)
 UNLV - Friel (9-15-0-138-0)
Receiving Yards (no-yds-TD):
 FS - Cropper (10-108-4)
 UNLV - Collins (4-88-1)
Defense (ST-AT-TF-TFL-Sack):
 FS - Bailey (1-6-7-0.5-0.5)
 UNLV - Windmon (7-1-8-1.0-0)
Interceptions (no-yds-TD):
 FS - N/A
 UNLV - Hill (1-16-0)

FRESNO, Calif -- No. 22 Fresno State remains undefeated at home after a come-from-behind 38-30 victory over UNLV in its Mountain West opener at Bulldog Stadium on Friday night.

The Bulldogs were led offensively by Jake Haener who threw for 378 yards and five touchdowns. Four of Haener's five touchdown passes were to Jalen Cropper.

How It Happened

UNLV opened the game up 14-0, scoring on its first two possessions of the night. Fresno State got its first points of the game with 11:38 on the clock in the second, a 25-yard field goal from Cesar Silva.

Late in the quarter, a five-play, 46-yard drive was capped off by an 18-yard touchdown reception from Erik Brooks with 32 seconds on the clock. That cut the Bulldogs' deficit to 14-9 going into the half.

It took the Rebels one play on their opening possession of the second half to answer. An 80-yard screen to Tyleek Collins put UNLV up 12 at 21-9.

Then it became the Haener and Cropper show as the two hooked up for a touchdown on each of the next three Bulldog possessions. The 20 unanswered points gave Fresno State its largest lead of the night at 29-21 with 12:21 remaining in the game.

UNLV answered with nine unanswered to regain the lead. Haener and Cropper weren't done, though, finishing off a four-play, 61-yard drive with a 26-yard pitch and catch that put the Bulldogs up for good. Silva tacked on another field goal in the final minutes to make the final score 38-30.



Game #6

No. 18 Fresno State at Hawai'i

Oct. 2, 2021 • Clarence T.C. Chang Athletics Complex • Honolulu, HI

SCORE BY QUARTERS	1	2	3	4	OT	FINAL
Fresno State	7	7	10	0		24 (4-2, 1-1)
Hawai'i	10	0	0	17		27 (3-3, 1-1)

SCORING SUMMARY

	Plays	TOP	Score
UH 1st 10:11 TURNER, Calvin 1 yd run (SHIPLEY, M. kick)	11-72	3:49	0-7
UH 1st 05:06 SHIPLEY, M. 34 yd field goal	6-63	2:34	0-10
FS 1st 04:13 POPE, Zane 65 yd pass from HAENER, Jake (SILVA, Cesar kick)	3-75	0:53	7-10
FS 2nd 09:06 POPE, Zane 7 yd pass from HAENER, Jake (SILVA, Cesar kick)	9-52	4:08	14-10
FS 3rd 09:22 CROPPER, Jalen 35 yd pass from HAENER, Jake (SILVA, Cesar kick)	7-80	3:20	21-10
FS 3rd 04:29 SILVA, Cesar 48 yd field goal	5-30	2:11	24-10
UH 4th 12:06 PHILLIPS, Caleb 26 yd pass from SCHAGER, B. (SHIPLEY, M. kick)	4-44	2:07	24-17
UH 4th 07:05 TURNER, Calvin 18 yd pass from SCHAGER, B. SHIPLEY, M. kick	6-60	2:55	24-24
UH 4th 03:33 SHIPLEY, M. 33 yd field goal	8-28	2:54	24-27

TEAM STATS

	Fresno State	Hawai'i
FIRST DOWNS	31	21
Rushing Attempts-Yds	31-117	44-232
Passing cmp-att-yds	28-50-388	11-27-116
Total plays-yards	82-505	71-348
Fumbles-Lost	2-2	1-1
Penalties-Yards	10-120	7-81
PUNTS-YARDS	2-66	4-169
Average	33.0	42.2
Net	23.0	38.0
Punt returns: Number-Yards-TD	1-17-0	0-0-0
Kickoff returns: Number-Yds-TD	1-37-0	1-13-0
Interceptions: Number-Yds-TD	0-0-0	4-27-0
Fumble Returns: Number-Yds-TD	0-0-0	0-0-0
Time of Possession	31:18	28:42
3rd Down	7-of-14	5-of-15
4th Down	2 of 3	0-of-2
Sacks By: Number-Yards	1-8	3-20
Points off turnovers	0	17

Individual Leaders

Rushing (att-yds-TD):
 FS - Rivers (15-75-0)
 Hawai'i - Hunter (21-131-0)
Passing (cmp-att-int-yds-TD):
 FS - Haener (28-50-4-388-3)
 Hawai'i - Schager (11-27-0-116-2)
Receiving Yards (no-yds-TD):
 FS - Pope (5-113-2)
 Hawai'i - Turner (4-41-1)
Defense (ST-AT-TF-TFL-Sack):
 FS - Early (7-0-7-1.0-0.0)
 Hawai'i - Frazier (8-1-9-1.0-0.0)
Interceptions (no-yds-TD):
 FS - N/A
 Hawai'i - Bethley (2-27-0)

HONOLULU -- No. 18 Fresno State suffered a 27-24 loss to Hawai'i on the island on Saturday, moving the Bulldogs to 4-2 overall and 1-1 in conference play.

Fresno State struggled to maintain and capitalize on its offensive possessions, committing six turnovers (four interceptions and two fumbles) and converting on 1-of-4 red zone chances.

How It Happened

Like a week earlier, Fresno State went down double digits in the opening quarter as Hawai'i scored on its first two possessions (10-0). The Bulldogs responded quickly, though, on their next possession as Jake Haener connected with Zane Pope for a 65-yard touchdown reception to cut into the deficit with 4:13 on the clock in the first.

Ten minutes later, Haener found Pope, again, this time for 7-yard score to complete a 9-play, 52-yard drive to take a 14-10 lead. After the half, the Bulldogs tacked on 10 points in the third quarter to take a 24-10 advantage going in fourth.

Hawai'i outscored the Bulldogs 17-0 during final quarter. With the Bulldogs driving in the final minute, Haener was intercepted at the two-yard line with nine seconds on the clock.



GAME RECAPS

Game #7

Fresno State at Wyoming

Oct. 16, 2021 • War Memorial Stadium • Laramie, Wyo.

SCORE BY QUARTERS	1	2	3	4	OT	FINAL
Fresno State	7	0	7	3		17 (5-2, 2-1)
Wyoming	0	0	0	0		0 (4-2, 0-2)

SCORING SUMMARY

	Plays	TOP	Score
FS 1st 06:57 RODRIGUEZ, Juan 2 yd pass from (SILVA, Cesar kick)	10-41	5:47	7-0
FS 3rd 01:52 CROPPER, Jalen 3 yd pass from (SILVA, Cesar kick)	3-6	0:36	14-0
FS 4th 10:25 SILVA, Cesar 41 yd field goal	4-3	0:55	17-0

TEAM STATS

	Fresno State	Wyoming
FIRST DOWNS	15	16
Rushing Attempts-Yds	43-163	33-128
Passing cmp-att-yds	15-28-96	9-30-143
Total plays-yards	71-259	63-271
Fumbles-Lost	0-0	1-1
Penalties-Yards	6-52	3-23
PUNTS-YARDS	6-254	5-208
Average	42.3	41.6
Net	42.3	40.4
Punt returns: Number-Yards-TD	1-6-0	0-0-0
Kickoff returns: Number-Yds-TD	0-0-0	1-23-0
Interceptions: Number-Yds-TD	0-0-0	0-0-0
Fumble Returns: Number-Yds-TD	0-0-0	0-0-0
Time of Possession	32:40	27:20
3rd Down	7 of 17	7 of 14
4th Down	0 of 2	0 of 1
Sacks By: Number-Yards	3-8	-4
Points off turnovers	17	0

Individual Leaders

Rushing (att-yds-TD):
 FS - Mims (13-78-0)
 WYO - Chambers (12-51-0)
Passing (cmp-att-int-yds-TD):
 FS - Haener (15-28-0-96-2)
 WYO - Chambers (8-23-3-111-0)
Receiving Yards (no-yds-TD):
 FS - Pope (2-33-0)
 WYO - Eberhardt (2-45-0)
Defense (ST-AT-TFL-Sack):
 FS - Williams (4-3-7-0.5-0.0)
 WYO - Muma (8-3-11-0.0-0.0)
Interceptions (no-yds-TD):
 FS - Williams (2-28-0)
 WYO - N/A

LARAMIE, Wyo. -- It was a battle of the defenses in Fresno State's 17-0 shutout victory at Wyoming on Saturday afternoon. Fresno State shut out its second opponent of the 2021 season, halting the offensive efforts of the Cowboys at War Memorial Stadium.

Going up against a heavy rushing offense, Fresno State held Wyoming to only 128 yards rushing. Wyoming was forced to move to an air attack, where it was quickly covered as the Bulldogs had four interceptions in the game - highlighted by two by Evan Williams. Williams also led the team in tackles with seven.

Offensively, the Bulldogs put up 163 yards rushing with a team-high 78 rushing yards from Jordan Mims. Quarterback Jake Haener finished the game with 96 yards passing, two touchdowns and no interceptions.

How It Happened

Fresno State scored first as Haener found Juan Rodriguez on a 2-yard touchdown pass with 6:57 left in the first quarter. The rest of the half was a defensive battle, as neither team scored and Fresno State took a 7-0 lead into the locker room.

The Bulldog defense held the Cowboys to 4-of-7 on their third down conversions while also recovering a fumble and snagging an interception in the half.

Fresno State's next score was set up by the defense's second interception of the day as Levelle Bailey tipped the pass from Sean Chambers and Malachi Langley was there for the grab. Langley returned the interception for 33-yards to the Wyoming 6-yard line. From there, it took the offense just three plays before Haener found Jalen Cropper on a 3-yard completion to give the 'Dogs a 14-0 lead with 1:52 remaining in the third quarter.

The Bulldogs tacked on a field goal with 10:25 remaining in the game. Cesar Silva cashed in Evan Williams' second interception of the day, converting from 41 yards.

Wyoming brought in Levi Williams at quarterback, but the Bulldog defense did not give in. Forcing a turnover on downs and then its fourth interception of the day, the Bulldog defense shut down what Wyoming was trying to do offensively to close the game.



Game #8

Fresno State vs Nevada

Oct. 23, 2021 • Bulldog Stadium • Fresno, Calif.

SCORE BY QUARTERS	1	2	3	4	OT	FINAL
Nevada	3	7	6	16		32 (5-2, 2-1)
Fresno State	7	7	14	6		34 (6-2, 3-1)

SCORING SUMMARY

	Plays	TOP	Score
NEV 1st 05:37 Talton, Brandon 32 yd field goal	10-48	3:13	3-0
FS 1st 05:08 RIVERS, Ronnie 64 yd run (SILVA, Cesar kick)	3-75	0:28	3-7
FS 2nd 14:11 MIMS, Jordan 1 yd run (SILVA, Cesar kick)	10-91	3:19	3-14
NEV 2nd 10:10 Turner, Cole 2 yd pass from Strong, Carson (Talton, Brandon kick)	2-12	0:41	10-14
FS 3rd 13:21 WHEATFALL, K 11 yd pass from HAENER, Jake (SILVA, Cesar kick)	5-65	1:39	10-21
NEV 3rd 08:46 Lockhart, Justi 30 yd pass from Strong, Carson (Strong, Carson pass failed)	10-65	4:29	16-21
FS 3rd 04:50 MIMS, Jordan 7 yd pass from HAENER, Jake (SILVA, Cesar kick)	9-88	3:52	16-28
NEV 4th 14:56 Doubs, Romeo 11 yd pass from Strong, Carson (Talton, Brandon kick)	9-68	4:46	23-28
FS 4th 12:37 SILVA, Cesar 47 yd field goal	8-46	2:19	23-31
FS 4th 05:48 SILVA, Cesar 43 yd field goal	9-39	4:16	23-34
NEV 4th 04:21 Talton, Brandon 38 yd field goal	7-58	1:21	26-34
NEV 4th 00:02 Turner, Cole 12 yd pass from Strong, Carson (Strong, Carson pass failed)	8-90	0:51	32-34

TEAM STATS

	Nevada	Fresno State
FIRST DOWNS	30	24
Rushing Attempts-Yds	21-47	30-250
Passing cmp-att-yds	49-61-476	26-38-256
Total plays-yards	82-523	68-461
Fumbles-Lost	1-1	2-1
Penalties-Yards	10-97	10-97
PUNTS-YARDS	4-176	6-256
Average	44.0	42.7
Net	39.0	39.8
Punt returns: Number-Yards-TD	2-17-0	0-0-0
Kickoff returns: Number-Yds-TD	7-179-0	1-12-0
Interceptions: Number-Yds-TD	0-0-0	1-6-0
Fumble Returns: Number-Yds-TD	0-0-0	0-0-0
Time of Possession	34:05	25:55
3rd Down	9 of 17	3 of 11
4th Down	0 of 1	0 of 0
Sacks By: Number-Yards	1-6	5-25
Points off turnovers	7	7

Individual Leaders

Rushing (att-yds-TD):
 FS - Mims (23-138-1)
 NEV - Taula (12-62-0)
Passing (cmp-att-int-yds-TD):
 NEV - Strong (49-61-1-476-4)
Receiving Yards (no-yds-TD):
 FS - Wheatfall (5-84-1)
 NEV - Doubs (19-203-1)
Defense (ST-AT-TFL-Sack):
 FS - Williams (8-2-10-1.5-0.0)
 NEV - Hall (7-3-10-0.0-0.0)
Interceptions (no-yds-TD):
 FS - Bland (1-6-0)
 NEV - N/A

FRESNO, Calif. -- Fresno State won a pivotal Mountain West matchup against one of the top offenses in the conference with a 34-32 win against Nevada on Homecoming at Bulldog Stadium.

The Bulldogs used 134 rushing yards behind the legs of running back Jordan Mims. Quarterback Jake Haener threw for 256 yards on 26 completions.

Fresno State's defense held tough, limiting the Nevada offense to just 47 yards rushing. The 'Dogs D totaled a season-high 5.0 sacks and 11.0 TFLs.

The Bulldogs moved to 6-2 overall and 3-1 in MW play.

How It Happened

Nevada opened the scoring with a 32-yard field goal just over nine minutes into the game. Fresno State had a quick response as Ronnie Rivers broke loose down the right sideline for a 64-yard touchdown run on the third play of the Bulldogs' ensuing drive.

Mims extended the lead to 14-3 less than a minute into the second quarter with a 1-yard plunge, capping off a 10-play, 91-yard drive.

A fumble inside Fresno State's 20-yard line gave the Wolf Pack a short field with 11:01 remaining in the half. Nevada used just a minute off the clock to move the ball into the end zone and cut the Bulldogs' lead to 14-10.

Out of the half Fresno State and Nevada traded touchdowns on each of their first two possessions. The game stood 28-23 four seconds into the fourth quarter. Following the Wolf Pack pulling back within five for the 30-time in the half, Cesar Silva extended Fresno State's lead to eight with a 47-yard field goal with 12:37 on the clock.

Needing a stop, the Bulldog defense came up with a three-and-out following an Arron Mosby sack on third-and-9. The 'Dogs turned the stop into another Silva kick, this time from 43 yards to extend the advantage to 34-23. Nevada answered, though, with one of its own with Brandon Talton converting from 38 yards out.

With Fresno State leading 34-26, Nevada drove 90 yards on its final drive to pull within two. Needing the two-point conversion to force overtime, Carson Strong looked to Romeo Doubs but Justin Houston pushed the receiver out of bounds before he could get his feet down to all but end the game with only two seconds remaining on the clock.



GAME RECAPS

Game #9

Fresno State at No. 21 San Diego State

Oct. 30, 2021 • Dignity Health Sports Park • Carson, Calif.

SCORE BY QUARTERS	1	2	3	4	OT	FINAL
Fresno State	7	13	3	7		30 (7-2, 4-1 MW)
San Diego State	0	7	6	7		20 (7-1, 3-1 MW)

SCORING SUMMARY

	Plays	TOP	Score
FS 1st 03:53 MIMS, Jordan 13 yd run (SILVA, Cesar kick)	15-86	6:51	7-0
FS 2nd 14:17 WHEATFALL, K 16 yd pass from HAENER, Jake (SILVA, Cesar kick)	4-31	1:38	14-0
FS 2nd 09:04 SILVA, Cesar 49 yd field goal	5-60	2:49	17-0
FS 2nd 04:32 SILVA, Cesar 27 yd field goal	7-75	2:48	20-0
AZTECS 2nd 02:15 Shavers,Tyrell 19 yd pass from Johnson,Lucas (Araiza,Matt kick)	6-82	2:12	20-7
FS 3rd 04:00 SILVA, Cesar 42 yd field goal	7-24	2:24	23-7
AZTECS 3rd 00:13 Bell,Greg 3 yd run (Rudolph,Jay pass failed)	10-80	3:38	23-13
FS 4th 04:28 MIMS, Jordan 15 yd run (SILVA, Cesar kick)	2-31	0:46	30-13
AZTECS 4th 01:06 Haskell,Will 7 yd run (Araiza,Matt kick)	11-75	3:22	30-20

TEAM STATS

	Fresno State	San Diego St.
FIRST DOWNS	24	23
Rushing Attempts-Yds	34-179	33-165
Passing cmp-att-yds	25-43-306	17-38-247
Total plays-yards	77-485	71-412
Fumbles-Lost	1-1	1-1
Penalties-Yards	6-53	6-70
PUNTS-YARDS	4-133	6-233
Average	33.2	38.8
Net	33.2	34.8
Punt returns: Number-Yards-TD	1-4-0	0-0-0
Kickoff returns: Number-Yds-TD	0-0-0	6-161-0
Interceptions: Number-Yds-TD	4-41-0	0-0-0
Fumble Returns: Number-Yds-TD	0-0-0	1-15-0
Time of Possession	32:58	27:02
3rd Down	9-of-18	6-of-14
4th Down	0 of 0	0 of 0
Sacks By: Number-Yards	0-0	2-15
Points off turnovers	17	0

Individual Leaders

Rushing (att-yds-TD):

- FS - Mims (29-186-2)
 - SDSU - G. Bell (15-63-1)
- Passing (cmp-att-int-yds-TD):
- FS - Haener (25-42-0-306-1)
 - SDSU - Johnson (14-31-2-220-1)
- Receiving Yards (no-yds-TD):
- FS - Kelly (5-107-0)
 - SDSU - Kothe (4-105-0)
- Defense (ST-AT-TT-TFL-Sack):
- FS - Williams (11-2-13-1.0-1.0)
 - SDSU - Thomas (4-4-8-1.0-1.0)
- Interceptions (no-yds-TD):
- FS - Williams (1-36-0), Bailey (1-15-0)
 - SDSU - N/A

Game #10

Boise State at No. 23 Fresno State

Nov. 6, 2021 • Bulldog Stadium • Fresno, Calif.

SCORE BY QUARTERS	1	2	3	4	OT	FINAL
Boise State	10	6	7	17		40 (5-4, 3-2 MW)
Fresno State	0	7	0	7		14 (7-3, 4-2 MW)

SCORING SUMMARY

	Plays	TOP	Score
BOISE 1st 07:17 Dalmas, Jonah 47 yd field goal	7-45	3:27	3-0
BOISE 1st 06:38 Van Buren, Andr 1 yd run (Dalmas, Jonah kick)	2-41	0:27	10-0
BOISE 2nd 12:45 Dalmas, Jonah 27 yd field goal	5-51	2:04	13-0
FS 2nd 05:50 WHEATFALL, K 10 yd pass from HAENER, Jake (SILVA, Cesar kick)	5-54	2:01	13-7
BOISE 2nd 00:41 Dalmas, Jonah 32 yd field goal	8-52	2:33	16-7
BOISE 3rd 06:43 Shakir, Khalil 10 yd pass from Bachmeier, Hank (Dalmas, Jonah kick)	11-80	4:09	23-7
BOISE 4th 13:30 Dalmas, Jonah 27 yd field goal	11-49	4:42	26-7
BOISE 4th 07:41 Van Buren, Andr 1 yd run (Dalmas, Jonah kick)	10-79	5:12	33-7
BOISE 4th 02:48 Crowe, Tyler 7 yd run (Dalmas, Jonah kick)	5-23	3:01	40-7
FS 4th 01:10 POPE, Zane 5 yd pass from HAENER, Jake (SILVA, Cesar kick)	6-75	1:32	40-14

TEAM STATS

	Boise State	Fresno State
FIRST DOWNS	24	18
Rushing Attempts-Yds	50-187	27-77
Passing cmp-att-yds	15-28-283	22-38-279
Total plays-yards	78-470	65-356
Fumbles-Lost	1-0	0-0
Penalties-Yards	4-50	11-91
PUNTS-YARDS	3-148	6-260
Average	49.3	43.3
Net	49.3	36.7
Punt returns: Number-Yards-TD	1-0-0	1-0-0
Kickoff returns: Number-Yds-TD	1-22-0	8-110-0
Interceptions: Number-Yds-TD	3-0-0	1-32-0
Fumble Returns: Number-Yds-TD	0-0-0	0-0-0
Time of Possession	36:09	23:51
3rd Down	6-of-15	4-of-13
4th Down	0 of 1	0 of 2
Sacks By: Number-Yards	5-38	2-25
Points off turnovers	14	0

Individual Leaders

Rushing (att-yds-TD):

- FS - Rivers (12-79-0)
 - BSU - Holani (21-117-0)
- Passing (cmp-att-int-yds-TD):
- FS - Haener (22-38-3-279-2)
 - BSU - Bachmeier (15-27-0-283-1)
- Receiving Yards (no-yds-TD):
- FS - Wheatfall (6-81-1)
 - BSU - Holani (2-69-0)
- Defense (ST-AT-TT-TFL-Sack):
- FS - Williams (8-2-10-0.0-0.0)
 - BSU - Kaniho (5-2-7-0.0-0.0)
- Interceptions (no-yds-TD):
- FS - Bland (1-32-0)
 - BSU - 3 players

CARSON, Calif. – The Old Oil Can makes its way back to Fresno after the Bulldogs defeated No. 21 San Diego State 30-20 at Dignity Health Sports Park in a big Mountain West matchup on Saturday night.

Beyond another strong performance on the ground by Jordan Mims, who finished the game with a career-high 186 yards and two touchdowns, the Bulldogs powered their way to their second win over a ranked opponent this season.

How It Happened

On its second possession of the night, Fresno State put together its longest drive of the year, a 15-play drive that saw the 'Dogs go 86 yards. Jordan Mims broke into the end zone from 13 yards out to give the 'Dogs an early 7-0 lead.

Late in the opening quarter, Evan Williams picked off Lucas Johnson on a third-and-13 and returned it 36 yards down to the Aztec 31-yard line. Four plays later, Jake Haener connected with Keric Wheatfall from 16 yards to double the Bulldogs' advantage.

Following a defensive stop after San Diego State crossed the 50 again, the 'Dogs turned it into three points with a career-long 49-yard field goal from Cesar Silva. The Bulldogs did the same thing on the next set of possessions, a stop after SDSU crossed the 50, and Silva connected from 27 yards to put Fresno State up 20-0 with 2:48 on the clock. The Aztecs scored in the final minutes to make 20-7 going into the half.

Silva knocked in his season-high third field goal of the game 11 minutes into the third quarter to give the 'Dogs a 16-point lead. SDSU answered, though, with a 10-play, 80-yard drive to cut the Bulldogs' lead to 23-13 just before the end of the third.

With less than seven minutes remaining in the game, Carson King dropped a punt at the one-yard line into the awaiting hands of Deonte Perry. The Aztecs managed to get some breathing room, but on first-and-10 from their own 24, Johnson was picked off by Lavelle Bailey. On the next offensive possession, it took Mims two carries to go 31 yards to seal the game, putting Fresno State up 30-13 with 4:28 on the clock.



FRESNO, Calif. – The Fresno State football team suffered its first home loss of the season, falling 40-14 to Boise State at Bulldog Stadium on Saturday. Fresno State moves to 7-3 on the season and 4-2 in Mountain West play.

How It Happened

Boise State led 10-0 midway through the opening quarter following a touchdown that resulted from an interception. The Broncos added three more just over two minutes into the second quarter following a Bulldog three-and-out.

After forcing a turnover on downs at the Fresno State 46-yard line, the Bulldogs went 54 yards in five plays, cutting the deficit to 13-7 with 5:50 on the clock in the second through a Keric Wheatfall 10-yard reception.

With 41 seconds remaining in the half, Bronco Jonah Dalmas kicked a 27-yard field goal to make it a two-possession game at 16-7. That started a stretch of 27 unanswered points to give the visitors a 40-7 lead with less than two minutes remaining in the game. Zane Pope added a touchdown for the Bulldogs in the final minutes.



GAME RECAPS

Game #11

New Mexico at Fresno State

Nov. 13, 2021 • Bulldog Stadium • Fresno, Calif.

SCORE BY QUARTERS	1	2	3	4	OT	FINAL
New Mexico	0	0	7	0		7 (3-7, 1-5 MW)
Fresno State	7	17	10	0		34 (8-3, 5-2 MW)

SCORING SUMMARY

	Plays	TOP	Score
FS 1st 10:33 RIVERS, Ronnie 4 yd run (SILVA, Cesar kick)	6-31	3:25	0-7
FS 2nd 13:31 PAUJWELS JR., R 23 yd pass from HAENER, Jake (SILVA, Cesar kick)	9-71	4:19	0-14
FS 2nd 06:42 KELLY, Josh 21 yd pass from HAENER, Jake (SILVA, Cesar kick)	9-64	5:00	0-21
FS 2nd 00:28 SILVA, Cesar 51 yd field goal	10-38	3:53	0-24
FS 3rd 13:22 SILVA, Cesar 48 yd field goal	6-44	1:38	0-27
UNM 3rd 07:45 Dumas, Aaron 1 yd run (Shelley, Andrew kick)	10-74	5:29	7-27
FS 3rd 04:40 MIMS, Jordan 4 yd pass from HAENER, Jake (SILVA, Cesar kick)	6-75	2:59	7-34

TEAM STATS

	New Mexico	Fresno State
FIRST DOWNS	7	23
Rushing Attempts-Yds	38-162	40-97
Passing cmp-att-yds	2-8-1	24-31-300
Total plays-yards	46-196	71-397
Fumbles-Lost	0-0	1-1
Penalties-Yards	9-82	10-79
PUNTS-YARDS	6-247	3-129
Average	41.2	43.0
Net	39.5	43.0
Punt returns: Number-Yards-TD	0-0-0	2-10-0
Kickoff returns: Number-Yds-TD	6-136-0	1-21-0
Interceptions: Number-Yds-TD	0-0-0	1-18-0
Fumble Returns: Number-Yds-TD	0-0-0	0-0-0
Time of Possession	26:40	33:20
3rd Down	3-of-12	10-of-17
4th Down	0-of-1	1-of-1
Sacks By: Number-Yards	3-26	0-0
Points off turnovers	0	7

Individual Leaders

Rushing (att-yds-TD):

FS - Rivers (20-71-1)
UNM - Dumas (23-143-1)

Passing (cmp-att-int-yds-TD):

FS - Haener (24-31-0-300-3)
UNM - Chavez (2-7-1-34-0)

Receiving Yards (no-yds-TD):

FS - Mims (4-103-1)
UNM - Bruckler (1-25-0)

Defense (ST-AT-TT-TFL-Sack):

FS - Langley (6-1-7-1.0-0.0)
UNM - Wilson (7-1-8-0.0-0.0)

Interceptions (no-yds-TD):

FS - Sanders (1-18-0)
UNM - N/A

Game #12

Fresno State at San Jose State

Nov. 25, 2021 • CEFCU Stadium • San Jose, Calif.

SCORE BY QUARTERS	1	2	3	4	OT	FINAL
Fresno State	7	16	10	7		40
San Jose St.	3	6	0	0		9

SCORING SUMMARY

	Plays	TOP	Score
SJSU 1st 09:52 Mercurio, Matt 31 yd field goal	14-54	5:02	0-3
FS 1st 04:04 CROPPER, Jalen 2 yd run (SILVA, Cesar kick)	10-75	5:48	7-3
SJSU 2nd 08:36 Mercurio, Matt 26 yd field goal	5-40	1:51	7-6
FS 2nd 10:39 Safety (BOEHM, Ryan)			9-6
FS 2nd 04:54 RODRIGUEZ, Juan 6 yd pass from Haener, Jake (SILVA, Cesar kick)	9-78	3:38	16-6
FS 2nd 01:32 MIMS, Jordan 45 yd pass from Haener, Jake (SILVA, Cesar kick)	2-58	0:23	23-6
SJSU 2nd 00:25 Mercurio, Matt 36 yd field goal	7-51	1:02	23-9
FS 3rd 10:13 SILVA, Cesar 43 yd field goal	9-37	4:43	26-9
FS 3rd 05:14 CROPPER, Jalen 29 yd pass from HAENER, Jake (SILVA, Cesar kick)	6-92	2:36	33-9
FS 4th 11:29 RIVERS, Ronnie 13 yd pass from (SILVA, Cesar kick)	4-66	1:56	40-9

TEAM STATS

	Fresno St.	San Jose St.
FIRST DOWNS	27	21
Rushing Attempts-Yds	34-138	25-64
Passing cmp-att-yds	28-37-348	19-43-260
Total plays-yards	71-486	68-324
Fumbles-Lost	2-1	2-2
Penalties-Yards	7-67	7-56
PUNTS-YARDS	4-169	4-199
Average	42.2	49.8
Net	42.2	49.8
Punt returns: Number-Yards-TD	0-0-0	0-0-0
Kickoff returns: Number-Yds-TD	4-60-0	6-133-0
Interceptions: Number-Yds-TD	0-0-0	0-0-0
Fumble Returns: Number-Yds-TD	0-0-0	0-0-0
Time of Possession	34:44	25:16
3rd Down	7-of-13	5-of-15
4th Down	0-of-0	0-of-2
Sacks By: Number-Yards	3-21	0-0
Points off turnovers	7	3

Individual Leaders

Rushing (att-yds-TD):

FS - Rivers (14-65-0)
SJSU - Nevens (12-45-0)

Passing (cmp-att-int-yds-TD):

FS - Haener (27-36-0-343-4)
SJSU - Starkel (19-42-0-260-0)

Receiving Yards (no-yds-TD):

FS - Rivers (5-91-1)
SJSU - Miller (4-78-0)

Defense (ST-AT-TT-TFL-Sack):

FS - Williams (4-4-8-0.0-0.0)
SJSU - Harmon (9-3-12-0.0-0.0)

Interceptions (no-yds-TD):

FS - N/A
SJSU - N/A

FRESNO, Calif. - The Fresno State football team got back to its winning ways with a 34-7 win over New Mexico at Bulldog Stadium on Saturday.

The Bulldogs improve to 8-3 overall, and 5-2 in Mountain West play.

How it happened

New Mexico won the coin toss, and elected to receive the opening kickoff. It took just one play before Isaiah Chavez threw an interception, picked off by Cale Sanders Jr.

Fresno State scored on its following drive, taking advantage of the turnover. Ronnie Rivers became the program's all-time leading career rushing touchdown scorer with a 4-yard rush into the checkerboard end zone with 10:33 left in the first quarter.

The second quarter began with another successful Bulldog scoring drive. Fresno State capped a nine play, 71-yard drive with a 23-yard touchdown pass from Jake Haener to Raymond Pauwels Jr. to put the 'Dogs up 14-0 with 13:51 left in the half.

The Bulldogs had their third touchdown scorer of the game as Josh Kelly scored on a 21-yard reception with 6:42 left in the half. Fresno State's defense had back-to-back 3-and-out performances in the quarter, limiting UNM to only eight yards of offense in the quarter.

The half was capped with a career-long 51-yard field goal by Cesar Silva to give Fresno State a 24-0 lead into the locker room.

Silva opened the third quarter with a 48-yard field goal to extend the lead, but New Mexico answered on its following drive with a push into the end zone with 7:45 on the clock.

Jordan Mims had the final score of the evening. Following a career-best 78-yard reception, Mims punched it in on a 4-yard catch to put the 'Dogs up 34-7 in the final minutes of the third quarter.



SAN JOSE, Calif. - Fresno State defeated San Jose State 40-9 in the regular season finale at CEFCU Stadium on Thanksgiving Day. The Bulldogs improve to 9-3 (6-2 MW) on the year with the possibility of a Mountain West Championship appearance still in reach.

The Bulldogs' offense was led by Jake Haener with 343 yards passing and four touchdowns, while throwing no interceptions. All four of Haener's touchdown passes were caught by different Bulldogs.

Defensively, the 'Dogs were led by Evan Williams with eight tackles. Defensive end David Perales had a powerful game, finishing with four tackles, 1.5 sacks, 1.5 tackles for loss, one broken up pass and a quarterback hurry.

How It Happened

San Jose State scored on its first possession, but the Bulldog defense held to only a field goal from 31-yards out. Fresno State responded with a successful scoring drive of its own, capping a 10-play drive with a two-yard touchdown rush by Jalen Cropper.

The Bulldogs quickly got the ball back as Perales forced a fumble by Nick Starkel, and fellow defensive lineman Ryan Boehm was there to recover. Fresno State was unable to capitalize on the turnover, but Carson King punted the ball down to the SJSU two yard line to set up good field position for the defense.

The Bulldog defense put points on the scoreboard with a safety by Boehm, increasing Fresno State's lead to 9-3 with 10:23 left in the half.

San Jose State tacked on another field goal with 8:36 left in the half to close the gap, 9-6. The Bulldog offense gave itself some more cushion, this time scoring on a 6-yard touchdown catch by Juan Rodriguez.

The defense stayed firing, forcing another Spartan turnover - this time on the force by Arron Mosby and recovery by Levelle Bailey. Fresno State was able to turn that turnover into points, using just two plays to break into the end zone. Haener found a wide open Jordan Mims for the 45-yard touchdown reception and a 23-6 Bulldog lead.

SJSU added its third field goal of the afternoon just before the half, making it 23-9 in favor of Fresno State at the half.

The Bulldogs received the second half opening kickoff, and added three points on a 43-yard field goal by Cesar Silva. Fresno State scored again on a trick play, putting the 'Dogs up 33-9 with another touchdown by Cropper.

Haener found Ronnie Rivers on a 13-yard pass for touchdown number five of the game, putting the Bulldogs up 40-9 with 11:43 remaining. The Bulldogs' defense kept at it, holding the Spartans to two turnovers on downs. As the Spartans made the move into the red zone with 7:02 left in the game, it was husky Rian Fields who recorded a pivotal broken up pass in the end zone to keep the Spartans from scoring a touchdown.



GAME RECAPS

Game #13

Fresno State vs UTEP

Dec. 18, 2021 • University Stadium • Albuquerque, N.M.

SCORE BY QUARTERS	1	2	3	4	OT	FINAL
UTEP	7	10	0	7		24
Fresno State	9	10	7	5		31

SCORING SUMMARY

	Plays	TOP	Score
FS 1st 12:44 MIMS, Jordan 2 yd run (SILVA, Cesar kick failed)	5-87	2:16	0-6
UTEP 1st 09:03 Thompson,Trent 1 yd pass from Hardison,Gavin (Baechle,Gavin kick)	7-80	3:36	7-6
FS 1st 01:31 SILVA, Cesar 42 yd field goal	11-52	5:06	7-9
UTEP 2nd 14:49 Baechle,Gavin 38 yd field goal	6-54	1:42	10-9
UTEP 2nd 06:54 Awatt,Ronald 1 yd run (Baechle,Gavin kick)	10-70	4:01	17-9
FS 2nd 01:52 MIMS, Jordan 1 yd run (SILVA, Cesar kick)	10-75	5:02	17-16
FS 2nd 00:04 SILVA, Cesar 45 yd field goal	7-43	0:38	17-19
FS 3rd 01:17 MIMS, Jordan 22 yd pass from HAENER, Jake (SILVA, Cesar kick)	8-85	3:50	17-26
UTEP 4th 14:10 Thompson,Trent 51 yd pass from Brownholtz,Calv (Baechle,Gavin kick)	5-75	2:07	24-26
FS 4th 09:04 SILVA, Cesar 21 yd field goal	13-71	5:06	24-29
FS 4th 07:05 TEAM safety			24-31

TEAM STATS

	UTEP	Fresno St.
FIRST DOWNS	16	26
Rushing Attempts-Yds	29-98	35-181
Passing cmp-alt-yds	13-27-303	26-41-286
Total plays-yards	56-401	76-467
Fumbles-Lost	2-1	0-0
Penalties-Yards	7-50	5-58
PUNTS-YARDS	3-117	4-198
Average	39.0	49.5
Net	38.0	50.8
Punt returns: Number-Yards-TD	2-5-0	1-3-0
Kickoff returns: Number-Yds-TD	4-83-0	2-50-0
Interceptions: Number-Yds-TD	0-0-0	1-0-0
Fumble Returns: Number-Yds-TD	0-0-0	0-0-0
Time of Possession	25:16	34:43
3rd Down	1-of-10	5-of-12
4th Down	3-of-3	0 of 0
Sacks By: Number-Yards	1-1	2-19
Points off turnovers	0	0

Individual Leaders

Rushing (att-yds-TD):

FS - Mims (29-165-2)

UTEP - Awatt (14-40-1)

Passing (cmp-alt-int-yds-TD):

FS - Haener (26-41-0-286-1)

UTEP - Hardison (12-25-1-252-1)

Receiving Yards (no-yds-TD):

FS - Cropper (9-72-0)

UTEP - Smith (3-61-0)

Defense (ST-AT-TT-TFL-Sack):

FS - Langley (3-5-8-0-0-0-0)

UTEP - Knight (6-9-15-0-0-0-0)

Interceptions (no-yds-TD):

FS - Gates (1-0-0)

UTEP - N/A



ALBUQUERQUE, N.M. – The Fresno State football team won its 10th game of the season with a 31-24 win over UTEP in the 16th annual PUBG Mobile New Mexico Bowl on Saturday. The Bulldogs secured their first win at the New Mexico Bowl in program history.

Senior running back Jordan Mims was the game's offensive most valuable player. Mims finished with 165 yards rushing, with two touchdowns, and an additional 71 yards and one touchdown receiving. He totaled 236 all-purpose yards.

Senior safety Elijah Gates was the game's defensive most valuable player. Gates finished second on the team with seven tackles. Arguably one of the biggest defensive plays for the 'Dogs, Gates intercepted a pass at the three-yard line that halted a crucial UTEP drive.

How it Happened

The Bulldogs jumped to an early start behind a five-play, 75 yard scoring drive over the first 2:16 of the game. Mims carried the scoring drive, opening the game with a big 38-yard rush to move the ball down the field. Four plays later, it was Mims who punched in for the score. Fresno State successfully converted the 2-point conversion, but an illegal formation penalty called it back to keep the score 6-0 after the opening drive.

UTEP quickly answered with a seven-play, 80 yard scoring drive over 3:36 to take a 7-6 lead with 9:03 remaining in the first quarter. The Bulldogs took back the lead with a 42-yard field goal attempt with just over 90 seconds left in the quarter. The Miners responded with a field goal of their own for a 10-9 lead as the second quarter began.

UTEP gained some momentum, scoring its second touchdown of the game with 6:54 left in the half and taking a 17-9 lead, but Fresno State stayed composed and continued to drive. With 6:54 on the clock, the Bulldogs put together a 10-play, 75 yard scoring drive capped by another TD by Mims, this time a one-yard punch-in.

The Bulldog defense got UTEP off the field without adding points, and the offense got back to work. With 42 seconds until the halftime break, and trailing 17-16, the Bulldogs put together a seven-play drive that ended with a 45-yard field goal by Cesar Silva to give the 'Dogs a 19-17 lead into the half.

It was smooth sailing from there as the Bulldogs held the Miners off the scoreboard in the third quarter, but extended their lead to 26-17 at the end of the quarter following a receiving touchdown by Mims. UTEP scored a touchdown in the fourth, but Fresno State added a field goal and a safety to carry home a 31-24 win.



OFFENSIVE TEAM RECORDS

RUSHING

Most rushes
 Game: 71, vs. Pacific, 1991; San Jose State, 1991
 Season: 655, 1991

Most net yards gained
 Game: 503, vs. Hawai'i, 2004
 Season: 3,501, 1991

Most net yards lost 83, vs. Bowling Green, 1983

Highest average per rush
 Game: 9.0, vs. New Mexico, 1991
 Season: 6.0, 1952

Highest average per game
 Season: 281.9, 1952

Most touchdowns
 Game: 9, vs. Hawai'i, 2004
 Season: 9, vs. New Mexico, 1991
 Season: 44, 1991

PASSING

Most attempts
 Game: 73, vs. Rutgers, 2013
 Season: 675, 2013

Most completions
 Game: 52, vs. Rutgers, 2013
 Season: 461, 2013

Most had intercepted
 Game: 7, vs. Idaho State, 1968; Humboldt State, 1968
 Season: 30, 1951 and 1975

Most yards gained
 Game: 538, vs. New Mexico, 2013
 536, vs. Pacific, 1987
 536, vs. San Diego State, 2012
 Season: 5,134, 2013

Highest pct.
 Game: 882 (30-34), vs. Air Force, 2012
 Season: 684, 2018

Most yards per game
 Season: 394.9, 2013

Most touchdowns
 Game: 7, vs. New Mexico, 2013
 6, at San Jose State, 2013
 6, vs. Long Beach State, 1978
 6, vs. San Jose State, 1999
 Season: 6, vs. Utah State, 2001
 Season: 50, 2013

Fewest sacks allowed
 Season: 10, 2017
 11, 2013
 12, 2006/2018

TOTAL OFFENSE

Most plays (passing and rushing)
 Game: 105, at Nevada, 2020
 Season: 1,096, 2014

Most yards gained
 Game: 822, vs. New Mexico, 2013
 Season: 7,101, 2013

Highest average per play
 Game: 9.93, vs. Colorado, 2012
 Season: 7.2, 2007

Highest average per game
 Season: 546.2, 2013

PUNTING

Most punts
 Game: 13, vs. No. 21 Nebraska, 2014
 13, vs. Long Beach State, 1983
 Season: 87, 2003

Most yards
 Game: 527, vs. No. 21 Nebraska, 2014
 Season: 3,432, 2014

Highest average per punt
 Game: 54.0, vs. San Jose State, 2009
 Season: 44.7, 2009

PUNT RETURNS

Most punt returns
 Game: 8, vs. Bowling Green, 1982
 Season: 51, 2x, 1986 and 2003

Most yards returned
 Game: 253, vs. Weber State, 2005
 Season: 636, 2001

Highest average per return
 Game: 50.6, vs. Utah, 1990
 Season: 18.6, (33 for 614), 2005

KICKOFF RETURNS

Most kickoff returns
 Game: 10, vs. Boise State, 2011
 Season: 80, 2011

Most yards returned
 Game: 390, vs. New Mexico State, 2007
 Season: 1,643, 2011

Highest average per return
 Season: 26.8 (58 for 1,556), 2007

MISCELLANEOUS

Most first downs
 Game: 39, vs. Idaho, 2013
 Season: 368, 2013

Most first downs, rushing
 Game: 25, vs. Pacific, 1991
 Season: 195, 1991

Most first downs, passing
 Game: 23, at Nevada, 2020
 Season: 220, 2013

Most penalties against FS
 Game: 22, vs. San Jose State, 1981
 Season: 136, 1970

Most penalty yards against FS
 Game: 194, vs. San Jose State, 1981
 Season: 1,051, 1977

Fumbles
 Most Total: 56, 1977
 Most Lost (season): 30, 1978
 Most fumbles lost (game): 6, vs. San Diego State, 1940
 Fewest fumbles lost (season): 4 (of 9), 2006

SCORING

Most touchdowns
 Game: 13, vs. New Mexico, 1991
 Rushing: 9, vs. New Mexico, 1991; vs. Hawai'i, 2004
 Passing: 7, vs. New Mexico, 2013
 Season: 71, 2013

Most points after touchdown
 Game: 13, vs. New Mexico, 1991
 Season: 71, 2013

Most field goals
 Game: 5, vs. Utah State, 1984
 Season: 23, 2001

Most consecutive field goals: 15, 2009
 15, 2016

Most points by half
 First half: 66, vs. New Mexico, 1991 (66-7)
 Second half: 40, vs. Washburn, 1965 (54-0)

Most total points
 Game: 94, vs. New Mexico, 1991
 Season: 564, 2013

DEFENSIVE TEAM RECORDS

RUSHING

Fewest rushes by opponent
 Game: 15, vs. Hawai'i, 2002
 Season: 394, 1985

Fewest net yards by opponent
 Game: -30, vs. Incarnate Word, 2017
 Season: 471, 1942

Lowest average per rush by opponent
 Game: -1, vs. Incarnate Word, 2017
 Season: 2.4 (462 for 1,097 yds), 1986

Fewest rushing touchdowns by opponent (season): 8, 2018
Fewest avg. rushing yards per game by opponent (season): 471, 1942

PASSING

Fewest attempts by opponent
 Game: 0, by many
 Season: 142, 1942

Fewest completions by opponent
 Game: 0, by many
 Season: 49, 1942

Passes intercepted
 Game: 7, vs. Idaho State, 1968
 Season: 35, 1968

Fewest passing yards per game by opponent
 Season: 44.0, 1942

Lowest completion percentage by opponent
 Season: 345, 1942

Fewest touchdowns passes by opponent (season): 0, by many

TOTAL DEFENSE

Fewest rushing and pass plays by opponent
 Game: 26, vs. Whittier, 1942
 Season: 582, 1957
 420, 2020*

Fewest yards gained by opponent
 Game: 18, vs. Whittier, 1942
 Season: 911, 1942

Lowest average per play by opponent
 Game: 0.69, vs. Whittier, 1942
 Season: 5.2 (713 for 2325)

Fewest yards per game by opponent: 911, 1942

SCORING

Fewest points allowed
 Game: 0, many times
 Season: 44, 1924

Fewest touchdowns allowed* (season): 23, 1998/2018/2020*
 (*since 1989)

MOST INT RETURN FOR TD

Game: 3, four times
 Season: 6, 2012
 4, 2018, 2004, 2002
 3, 1999, 1997, 1974, 1968

PUNTING

Most times opponent forced to punt
 Game: 13, vs. Drake, 1946
 13, vs. CS Fullerton, 1991
 13, vs. Sacramento State, 2016
 Season: 90, 1989

Lowest average per punt by opponent
 Game (min. 5): 29.0, Nebraska, 2016
 Season: 33.0, 1965

RETURNS

Fewest punt returns allowed by opponent (season): 7, 2005
 7, 2020*

Fewest punt yards returned allowed by opponent (season): 27, 2013
 27, 2004

Lowest average kickoff per return by opponent (season): 16.4, 1979

MISCELLANEOUS

Fewest total first downs by opponent
 Game: 1, vs. Ford Ord, 1942

Most penalties by opponent
 Game: 18, vs. Nevada, 2004
 Season: 116, 1983

Most yards penalized by opponent
 Game: 160, vs. Long Beach State, 1983
 Season: 1,035, 1986

Most fumbles by opponent (season): 51, 1977
Most fumbles recovered: 29, 1977
Most fumbles by opponent (game): 15, vs. Boise State, 1977

* - Fresno State played six games in 2020



YEAR-BY-YEAR TEAM STATS

(since 1992)

Year	W-L-T	Scoring				1st Downs	Rushing				Pass Comp.	Passing				Total Offense					
		TDs	FGs	Points	Avg.		Rush	Yards	TDs	Avg/Gm		Att.	Int.	TD	Yards	Avg/Gm	Total Plays	Yards	Avg/Gm	Pen	Yards
1992	9-4	68	11	510	39.0	323	590	2958	40	227.5	198	375	14	24	3238	249.1	965	6196	476.6	94	844
1993	8-4	61	15	467	38.9	331	483	2441	25	203.4	262	413	6	31	3948	329.0	896	6389	532.4	95	913
1994	5-7-1	47	15	376	29.7	271	528	1793	26	137.9	229	408	15	21	3304	254.2	936	5097	392.1	61	493
1995	5-7	50	8	371	30.9	290	467	1996	22	166.3	247	431	17	25	3483	290.3	899	5479	456.6	79	736
1996	4-7	35	7	267	24.3	262	443	1878	21	170.7	208	348	17	13	2810	255.5	791	4688	426.2	56	503
1997	6-6	41	12	318	26.5	220	469	1780	17	148.3	187	335	7	20	2018	168.2	741	3798	316.5	75	599
1998	5-6	31	13	265	24.1	181	418	1691	16	153.7	175	305	4	12	2238	203.5	723	3929	357.2	70	581
1999	8-5	55	11	413	31.8	252	493	2202	17	169.4	251	387	3	32	2778	213.7	880	4980	383.1	115	910
2000	7-5	41	9	317	26.4	213	409	146	11	121.8	226	375	12	25	2888	240.7	784	4350	362.5	105	876
2001	11-3	69	23	560	40.0	338	524	2146	21	153.3	347	542	10	46	4876	348.3	1066	7022	501.6	130	1076
2002	9-5	44	23	378	27.0	276	518	1854	15	132.4	266	483	14	23	3382	241.6	1001	5236	374.0	117	1065
2003	9-5	37	21	322	23.0	258	528	2246	18	160.4	267	470	15	15	2690	192.1	998	4936	352.6	98	928
2004	9-3	65	10	482	40.2	246	506	2730	36	227.5	175	298	15	23	2124	177.0	804	4854	404.5	92	865
2005	8-5	63	17	491	37.8	289	476	2140	25	164.6	271	430	16	31	3384	260.3	906	5524	424.9	105	944
2006	4-8	35	11	276	23.0	210	430	2160	15	180.0	178	322	15	16	1898	158.2	752	4058	338.2	61	474
2007	9-4	54	16	427	32.8	283	564	2742	34	210.9	215	343	5	15	2712	208.6	907	5454	419.5	83	714
2008	7-6	49	15	385	29.6	269	479	2370	24	182.3	221	372	12	18	2664	204.9	851	5034	387.2	64	543
2009	8-5	56	15	440	33.8	275	555	2976	30	228.9	194	321	11	21	2621	201.6	876	5597	430.5	57	515
2010	8-5	45	21	377	29.0	251	494	1958	19	150.6	228	364	9	24	2860	220.0	858	4818	370.6	73	642
2011	4-9	49	10	371	28.5	269	439	1810	18	139.2	279	448	10	26	3544	272.6	887	5354	411.8	88	809
2012	9-4	66	12	493	37.9	305	471	1975	19	151.9	352	535	8	38	4233	325.6	1006	6208	477.5	88	799
2013	11-2	76	11	564	43.4	368	413	1967	21	151.3	460	675	10	50	5133	394.8	1088	7100	546.2	68	673
2014	6-8	49	9	371	26.5	296	566	2553	22	182.4	299	530	21	25	3132	223.7	1096	5685	406.1	59	546
2015	3-9	35	8	267	22.2	207	423	1642	14	136.8	202	403	16	20	2140	178.3	826	3782	315.2	59	471
2016	1-11	24	15	212	17.7	206	440	1394	11	116.2	210	405	13	13	2557	213.1	845	3951	329.2	76	669
2017	10-4	43	25	380	27.1	270	515	2170	22	155.0	268	437	7	19	3331	237.9	952	5501	392.9	74	610
2018	12-2	64	14	485	34.6	282	501	2161	31	154.4	301	440	6	26	3740	267.1	941	5901	421.5	72	613
2019	4-8	46	12	360	30.0	232	394	1911	27	159.2	241	373	11	17	2720	226.7	767	4631	385.9	75	634
2020	3-3	26	6	197	32.8	146	216	738	12	123.0	158	248	5	14	2138	356.3	464	2876	479.3	32	272
2021	10-3	53	21	434	33.4	315	440	1783	17	137.2	342	513	10	35	4247	326.7	953	6030	463.8	99	926



YEAR-BY-YEAR OPPONENT STATS

(since 1992)

Year	Games	Scoring				1st Downs	Rushing				Pass Comp.	Passing				Total Offense					
		TDs	FGs	Points	Avg.		Rush	Yards	TDs	Avg/Gm		Att.	Int.	TD	Yards	Avg/Gm	Total Plays	Yards	Avg/Gm	Pen	Yards
1992	13	49	11	364	28.0	295	596	2651	34	203.9	173	341	19	13	2649	203.8	937	5300	407.7	78	691
1993	12	46	10	350	29.2	261	575	2611	27	217.6	148	284	15	18	2485	207.1	859	5096	424.7	95	836
1994	13	57	9	426	32.8	283	565	2714	32	208.8	212	374	10	24	3322	255.5	939	6036	464.3	103	876
1995	12	49	14	371	30.9	294	539	2636	29	219.7	198	366	7	18	2963	246.9	905	5599	466.6	69	663
1996	11	46	8	344	31.3	253	451	2017	25	183.4	197	340	7	20	2562	232.9	791	4579	416.3	70	540
1997	12	40	5	288	24.0	247	516	2144	22	178.7	215	373	17	16	2393	199.4	889	4537	378.1	87	758
1998	11	23	9	225	20.4	217	485	1813	14	164.8	178	326	12	9	2162	196.5	814	3975	361.4	75	639
1999	13	35	14	282	21.7	272	527	1853	16	142.5	243	450	16	17	3278	252.2	977	5131	394.7	101	857
2000	12	33	8	251	20.9	252	522	1879	18	156.6	209	399	13	11	2475	206.2	921	4354	362.8	101	845
2001	14	44	12	344	24.6	281	510	1637	14	116.9	290	522	24	27	3700	264.3	1032	5337	381.2	98	751
2002	14	47	18	379	27.1	302	407	2234	23	159.6	254	460	19	21	3432	245.1	1028	5666	404.7	98	862
2003	14	39	14	317	22.6	269	528	2447	17	174.8	251	451	16	22	2890	206.4	979	5337	381.2	91	794
2004	12	32	10	253	21.1	221	486	1974	21	164.5	185	362	16	9	2097	174.8	848	4071	339.2	81	750
2005	13	37	12	292	22.5	254	460	1931	21	148.5	239	405	9	16	2579	198.4	865	4510	346.9	69	623
2006	12	48	4	339	28.2	228	404	1689	18	140.8	233	365	5	26	2666	222.2	769	4355	362.9	58	533
2007	13	42	18	351	27.0	276	476	2357	23	181.3	264	460	4	18	2942	226.3	936	5299	407.6	83	753
2008	13	48	23	404	31.1	261	490	2730	24	210.0	224	384	5	20	2611	200.8	874	5341	410.8	81	749
2009	13	47	13	369	28.4	251	463	2783	22	214.1	202	366	8	24	2595	199.6	829	5378	413.7	69	598
2010	13	50	14	390	30.0	236	450	2060	26	158.5	219	377	8	20	2714	208.8	827	4774	367.2	59	505
2011	13	60	14	457	35.2	267	451	2166	34	166.6	243	438	5	21	3500	269.2	889	5666	435.8	74	700
2012	13	40	9	310	23.8	229	549	2232	20	171.7	196	381	22	15	2173	167.2	930	4405	338.8	72	610
2013	13	51	13	394	30.3	266	529	1926	22	148.2	280	463	14	26	3674	282.6	992	5600	430.8	89	812
2014	14	58	17	454	32.4	279	615	2827	24	201.9	243	403	9	32	3557	254.1	1018	6384	456.0	109	905
2015	12	63	6	457	38.1	267	563	2816	32	234.7	206	331	9	20	2538	211.5	894	5354	446.2	67	626
2016	12	48	12	371	30.9	261	601	2972	25	247.7	159	270	5	21	2009	167.4	871	4981	415.1	69	624
2017	14	30	14	251	17.9	239	463	1588	13	113.4	275	461	9	14	2900	207.1	924	4488	320.6	72	567
2018	14	23	13	198	14.1	249	507	1851	8	132.2	231	447	19	15	2652	189.4	954	4503	321.6	70	575
2019	12	46	13	361	30.1	262	445	1927	24	160.6	268	434	11	20	3110	259.2	879	5037	419.8	78	721
2020	6	23	7	180	30.0	117	244	1274	14	212.3	98	176	4	8	1306	217.7	420	2580	430.0	38	320
2021	13	32	16	267	20.5	237	454	1636	15	125.8	212	405	11	17	2886	222.0	859	4522	347.8	83	730



ANNUAL LEADERS

PASSING YARDAGE LEADERS

Year	Player	Comp.	Att.	Pct.	Yards	TD	INT	Cl.
1947	Montgomery				853			
1948								
1949								
1950	Scales				738			
1951	Fred Sommers	31	82	37.8	556	4	13	
1952	Bistrick				790			
1959	Nick Papac	47	102		712	7	3	
1960	Nick Papac	52	99	52.5	936	6	6	
1961	Carter	57	114	50.0	805	7	5	
1962	Jon Anabo	70	135	51.9	1,184	11	6	
1963	Carter	115	226	50.9	1,595	10	13	
1964	Melton	66	142	46.4	886	3	11	
1970	Karl Francis	134	261	51.3	1,783	17	13	Sr.
1971	John Behrens	67	159	42.1	880	5	12	Jr.
1972	John Behrens	139	315	44.1	1,857	9	20	Sr.
1973	Rod Kraft	43	110	39.1	695	8	11	Fr.
1974	Neftali Cortez	120	255	47.1	1,916	16	15	Jr.
1975	Neftali Cortez	125	246	50.8	1,674	8	22	Sr.
1976	Dean Jones	65	128	50.8	696	6	6	Jr.
1977	Dean Jones	56	148	37.8	941	5	7	Sr.
1978	Bill Yancy	66	161	41.0	1,083	10	16	Jr.
1979	Sergio Toscano	76	142	53.5	1,084	7	5	RFr.
1980	Sergio Toscano	121	247	49.0	1,476	8	11	So.
1981	Jeff Tedford	132	250	52.8	1,879	11	11	Jr.
1982	Jeff Tedford	184	348	52.9	2,994	24	22	Sr.
1983	Kevin Sweeney	166	334	49.7	2,359	16	19	RFr.
1984	Kevin Sweeney	227	421	53.9	3,259	20	13	So.
1985	Kevin Sweeney	186	314	59.2	2,789	17	8	Jr.
1986	Kevin Sweeney	160	284	56.3	2,363	15	9	Sr.
1987	Dave Telford	202	351	57.5	2,589	12	10	Jr.
1988	Mark Barsotti	116	232	50.0	1,795	9	11	RFr.
1989	Mark Barsotti	138	262	52.7	1,987	15	12	So.
1990	Mark Barsotti	182	346	52.6	2,534	9	12	Jr.
1991	Mark Barsotti	123	191	64.4	1,777	17	4	Sr.
1992	Trent Dilfer	188	360	52.2	3,000	21	14	So.
1993	Trent Dilfer	254	396	64.1	3,799	30	5	Jr.
1994	Richie Donati	152	263	57.8	2,254	11	9	So.
1995	Richie Donati	141	254	55.5	1,890	12	11	Jr.
1996	Jim Arellanes	173	281	61.6	2,487	13	14	Sr.
1997	Billy Volek	178	318	56.0	1,853	17	6	So.
1998	Billy Volek	151	261	57.9	1,973	10	3	Jr.
1999	Billy Volek	249	383	65.0	2,706	30	3	Sr.
2000	David Carr	216	349	61.9	2,729	23	12	Jr.
2001	David Carr	344	533	64.5	4,839	46	9	Sr.
2002	Paul Pinegar	230	403	57.1	2,929	20	10	RFr.
2003	Paul Pinegar	174	294	59.2	1,773	11	9	So.
2004	Paul Pinegar	173	292	59.2	2,099	23	15	Jr.
2005	Paul Pinegar	265	416	63.7	3,335	30	15	Sr.
2006	Tom Brandstater	146	268	54.5	1,490	13	14	So.
2007	Tom Brandstater	211	337	62.6	2,654	15	5	Jr.
2008	Tom Brandstater	221	371	59.6	2,664	18	12	Sr.
2009	Ryan Colburn	181	298	60.7	2,459	19	11	Jr.
2010	Ryan Colburn	227	360	63.1	2,817	23	9	Sr.
2011	Derek Carr	279	446	62.6	3,544	26	9	So.
2012	Derek Carr	344	511	67.3	4,104	37	7	Jr.
2013	Derek Carr	454	659	68.9	5,083	50	8	Sr.
2014	Brian Burrell	252	432	58.3	2,620	22	18	Jr.
2015	Zack Greenlee	74	156	47.4	866	13	6	So.
2016	Chason Virgil	166	322	51.6	2,021	13	10	RFr.
2017	Marcus McMaryion	218	351	62.1	2,726	14	5	Jr.
2018	Marcus McMaryion	293	427	68.6	3,629	25	5	Sr.
2019	Jorge Reyna	236	365	64.7	2,654	15	11	Sr.
2020	Jake Haener	150	232	64.7	2,021	14	5	Jr.
2021	Jake Haener	329	490	67.1	4,096	33	9	Sr.

RUSHING YARDAGE LEADERS

Year	Player	Att.	Yards	Avg.	TDs	Cl.
1947	Vincent Palmo		197			
1950	John Morse		336			
1951	Nick Dokoozlian	90	463	5.1		
1952	Larry Willoughby	141	1,092	7.74	11	
1954	Dean Philpott		527			
1956	Dean Philpott		807			
1957	Dean Philpott		767			
1958	Dale Messer		617			So.
1959	Dale Messer	72	485	6.7	8	Jr.
1960	Dale Messer	131	811	6.2	18	Sr.
1961	Bill Kendrick	89	484	5.4	6	Sr.
1962	Jim Long	58	313	5.4	11	Jr.
1963	Herman Hamp	62	282	4.5		Sr.
1964	Ken Long	115	715	6.2	13	Jr.
1965	Dan Wilsey (FB)	48	215	4.5	2	Sr.
1966	Ken Long	75	297	3.9	4	Sr.
1967	Fred Figueroa (FB)	125	428	3.4	1	Sr.
1968	Mike Flores (FB)		724			Sr.
1969	Walt Jensen	97	312	3.2	1	Sr.
1970	Henry Woodson	200	822	4.1	10	Jr.
1971	Herbie Phillips (FB)	169	719	4.2	5	Jr.
1972	Larry Miller	167	660	4.0	7	Jr.
1973	Greg Bass	76	367	4.8	1	Sr.
1974	Jeff Johnson	135	565	4.3	3	So.
1975	Jeff Johnson	185	774	4.2	10	Jr.
1976	Dean Jones (QB)	153	646	4.2	8	Jr.
1977	Steve Franklin	135	789	5.8	4	Sr.
1978	Keith Gooch	108	531	4.9	5	Fr.
1979	Ken Lovely	182	825	4.2	6	Jr.
1980	Ted Torosian	123	520	4.2	4	Jr.
1981	Ted Torosian	155	639	4.1	3	Sr.
1982	Ken Williams	75	422	5.6	4	Jr.
1983	Ken Williams	91	391	4.3	1	Sr.
1984	Calvin Scruggs	113	343	3.0	2	Fr.
1985	James Williams	197	1,111	5.6	14	Jr.
1986	James Williams	166	885	5.3	8	Sr.
1987	Kelly Skipper	141	588	4.2	6	Jr.
1988	Myron Jones	136	746	5.4	10	Jr.
1989	Aaron Craver	247	1,313	5.3	9	Jr.
1990	Aaron Craver	225	1,003	4.5	17	Sr.
1991	Ron Rivers	141	989	7.0	5	So.
1992	Ron Rivers	154	1,007	6.5	9	Jr.
1993	Ron Rivers	230	1,477	6.4	14	Sr.
1994	Jerome Oliver	258	1,106	4.3	8	Jr.
1995	Reggie Brown	131	719	5.5	9	Sr.
1996	Michael Pittman	214	1,132	5.3	13	Jr.
1997	Michael Pittman	238	1,057	4.4	8	Sr.
1998	Jaime Kimbrough	213	1,168	5.5	10	Sr.
1999	Derrick Ward	147	875	6.0	7	Fr.
2000	Josh Levi	92	397	4.3	2	So.
2001	Paris Gaines	220	1,044	4.7	8	Sr.
2002	Rodney Davis	313	1,586	5.1	9	Jr.
2003	Dwayne Wright	190	1,038	5.5	3	Jr.
2004	Bryson Sumlin	191	1,104	5.8	13	Sr.
2005	Wendell Mathis	248	1,313	5.3	15	Sr.
2006	Dwayne Wright	261	1,462	5.6	11	Sr.
2007	Ryan Mathews	145	866	6.0	14	Fr.
2008	Anthony Harding	147	822	5.6	6	Jr.
2009	Ryan Mathews	276	1,808	6.6	19	Jr.
2010	Robbie Rouse	205	1,129	5.5	8	So.
2011	Robbie Rouse	329	1,549	4.7	13	Jr.
2012	Robbie Rouse	282	1,490	5.3	12	Sr.
2013	Josh Quezada	155	807	5.2	6	Jr.
2014	Marteze Waller	225	1,368	6.1	11	Jr.
2015	Marteze Waller	228	920	4.0	5	Sr.
2016	Dontel James	208	697	3.4	5	Jr.
2017	Jordan Mims	151	627	4.2	6	Fr.
2018	Ronnie Rivers	132	743	5.6	10	So.
2019	Ronnie Rivers	177	899	5.1	13	Jr.
2020	Ronnie Rivers	100	507	5.1	7	Sr.
2021	Ronnie Rivers	162	788	4.9	5	Sr.*



ANNUAL LEADERS

Net Rushing Yardage Leaders (By a QB)

Year	Player	Att.	Yards	Avg.	TDs
1973	Rod Kraft	75	144	1.9	2
1974	Neftali Cortez	100	145	1.4	5
1975	Rick Jelmini	3	-3	0	0
1976	Dean Jones	153	646	4.2	8
1977	Dean Jones	157	746	4.8	10
1978	Billy Yancy	143	386	2.7	7
1979	Gary Kaiser	32	-13	-0.4	1
1980	Sergio Toscano	59	-42	-0.7	2
1981	Sergio Toscano	24	86	3.6	0
1982	Sergio Toscano	14	-26	-0.5	0
1983	Chris Mendonca	18	19	1.1	0
1984	Eddie Bustamante	6	68	11.3	0
1985	Kevin Sweeney	86	24	0.3	4
1986	Eric Buechele	4	-17	-4.3	0
1987	Eric Buechele	15	-50	-3.3	1
1988	Dave Telford	22	83	3.8	1
1989	Mark Barsotti	87	244	2.8	8
1990	Mark Barsotti	61	248	4.1	5
1991	Mark Barsotti	58	213	3.7	7
1992	Trent Dilfer	80	90	1.1	2
1993	David Dunn	2	6	3.0	0
1994	Adrian Claiborne	38	51	1.3	0
1995	Richie Donati	22	-16	-0.7	0
1996	Richie Donati	9	-14	-1.6	0
1997	David Carr	5	-21	-4.2	0
1998	Billy Volek	62	-18	-0.3	4
1999	Jeff Grady	4	4	1.0	0
2000	David Carr	74	83	1.1	4
2001	David Carr	94	67	0.7	5
2002	Jeff Grady	4	-9	-2.2	0
2003	Paul Pinegar	43	-18	-0.4	1
2004	Paul Pinegar	46	99	2.2	3
2005	Paul Pinegar	46	59	1.3	3
2006	Tom Brandstater	32	86	2.7	2
2007	Tom Brandstater	48	118	2.5	3
2008	Tom Brandstater	51	-50	-1.0	4
2009	Ryan Colburn	66	171	2.6	2
2010	Ryan Colburn	95	75	0.8	3
2011	Derek Carr	57	72	1.3	3
2012	Greg Watson	23	65	2.8	3
2013	Derek Carr	40	117	2.9	2
2014	Brian Burrell	110	360	3.3	3
2015	Kilton Anderson	51	221	4.1	5
2016	Zach Kline	48	134	2.8	1
2017	Marcus McMaryion	57	302	5.3	4
2018	Marcus McMaryion	71	294	4.1	8
2019	Jorge Reyna	98	264	2.7	2
2020	Jake Haener	57	18	0.3	3
2021	Jaylen Henderson	14	68	4.9	0

Receiving Leaders (Catches)

Year	Player	Rec.	Yards	Avg.	TD	Cl.
1951	Jerry Wilson	15	239		1	
1959	Dale Messer	17	297		2	
1960	Dale Messer	30	655		4	
1961	Houser	26	316		0	
1962	Larry Fogelstrom	24	415		4	
1963	Farris	35	528		4	
1964	Keith	26	446		3	
1970	John Sexton	53	753	14.2	9	Sr.
1971	Gary Austin	35	463	13.2	3	Jr.
1972	Mike Harris	30	407	13.6	3	Jr.
1973	Curt Wurst	24	295	12.3	2	Sr.
1974	Calvin Young (TE)	29	468	16.1	2	So.
1975	Kevin Spencer	32	377	11.8	1	Jr.
1976	Kevin Spencer	27	333	12.3	3	Sr.

1977	Tony Jackson	25	507	20.3	1	Sr.
1978	Wyatt Henderson	30	566	18.9	5	Sr.
1979	Enis Gilbeau	40	628	15.7	6	Sr.
1980	Ted Torosian	45	447	9.9	3	Jr.
1981	Henry Ellard	39	808	20.7	4	Jr.
1982	Henry Ellard	62	1,510	24.4	15	Sr.
1983	Larry Willis	63	1,009	16.0	6	Jr.
1984	Larry Willis	79	1,251	15.8	8	Sr.
1985	Gene Taylor	32	631	19.7	7	Jr.
1986	Stephen Baker	33	785	23.8	7	Sr.
1987	Ron Jenkins	76	985	13.0	3	Sr.
1988	Andre Alexander	33	703	21.3	3	Sr.
1989	Dwight Pickens	32	673	21.0	6	Sr.
1990	Kelvin Means	40	492	12.3	1	Jr.
1991	Kelvin Means	34	474	13.9	5	Sr.
1992	Malcolm Seabron	42	994	23.7	9	Jr.
1993	Charlie Jones	47	897	19.1	7	So.
1994	Charlie Jones	54	971	18.0	6	Jr.
1995	Charlie Jones	71	1,171	16.5	9	Sr.
1996	Brian Roberson	78	1,248	16.0	5	Sr.
1997	Jaime Kimbrough (RB)	36	368	10.2	5	Jr.
1998	Charles Smith	42	621	14.8	3	RFr.
1999	Rodney Wright	74	1,062	14.4	7	So.
2000	Bernard Berrian	43	705	16.4	6	So.
2001	Rodney Wright	104	1,630	15.7	11	Sr.
2002	Marque Davis	64	956	14.9	7	Sr.
2003	Bernard Berrian	63	668	10.6	4	Sr.
2004	Joe Fernandez	38	546	14.4	4	So.
2005	Joe Fernandez	46	561	12.2	8	Jr.
2006	Chastin West	33	365	11.1	3	RFr.
2007	Marlon Moore	48	694	14.5	5	So.
2008	Seyi Ajitrotutu	47	795	16.9	5	Jr.
2009	Seyi Ajitrotutu	49	677	13.8	7	Sr.
2010	Jamel Hamler	54	812	15.0	6	Sr.
2011	Devon Wylie	56	716	12.8	1	Sr.
2012	Davante Adams	102	1,312	12.9	14	RFr.
2013	Davante Adams	131	1,718	13.1	24	So.
2014	Josh Harper	90	1,097	12.2	7	Sr.
2015	Jamire Jordan	46	540	11.7	5	RFr.
2016	KeeSean Johnson	66	773	11.7	6	So.
2017	KeeSean Johnson	77	1,013	13.2	8	Jr.
2018	KeeSean Johnson	95	1,340	14.1	8	Sr.
2019	Zane Pope	47	525	11.2	1	So.
2020	Jalen Cropper	37	520	14.1	5	So.
2021	Jalen Cropper	85	899	10.6	11	Jr.

Receiving Leaders (Yards)

Year	Player	Yards	Rec.	Avg.	TDs	Cl.
1951	Marlin Binger	315	14		3	
1959	Dale Messer	297	17		2	
1960	Dale Messer	655	30		4	
1961	Houser	316	26		0	
1962	Jan Barrett	482	20		7	
1963	Farris	528	35		4	
1964	Keith	446	26		3	
1970	Gary Boreham	941	43	21.9	11	Sr.
1971	Gary Austin	463	35	13.2	3	Jr.
1972	Mike Harris	407	30	13.6	3	Jr.
1973	Mike Harris	356	23	15.5	1	Sr.
1974	Glen Cotton	543	24	22.6	5	Jr.
1975	Calvin Young (TE)	437	30	14.6	2	Jr.
1976	Kevin Spencer	333	27	12.3	3	Sr.
1977	Tony Jackson	507	25	20.3	1	Sr.
1978	Wyatt Henderson	566	30	18.9	5	Sr.
1979	Enis Gilbeau	628	40	15.7	6	Sr.
1980	Henry Ellard	493	28	17.6	3	So.
1981	Henry Ellard	808	39	20.7	4	Jr.
1982	Henry Ellard	1,510	62	24.4	15	Sr.
1983	Larry Willis	1,009	63	16.0	6	Jr.

1984	Larry Willis	1,251	79	15.8	8	Sr.
1985	Stephen Baker	893	31	28.9	4	Jr.
1986	Stephen Baker	785	33	23.8	7	Sr.
1987	Ron Jenkins	985	76	13.0	3	Sr.
1988	Andre Alexander	703	33	21.3	3	Sr.
1989	Dwight Pickens	673	32	21.0	6	Sr.
1990	Chris Gawley	645	32	20.2	3	Sr.
1991	Marty Thompson	475	33	14.4	8	Jr.
1992	Malcolm Seabron	994	42	23.7	9	Jr.
1993	Charlie Jones	897	47	19.1	7	So.
1994	Charlie Jones	871	54	18.0	6	Jr.
1995	Charlie Jones	1,171	71	16.5	9	Sr.
1996	Brian Roberson	1,248	79	16.0	5	Sr.
1997	Anthony Toker	414	32	12.9	3	Jr.
1998	Charles Smith	621	42	14.8	3	RFr.
1999	Rodney Wright	1,062	74	14.4	7	So.
2000	Bernard Berrian	705	43	16.4	6	So.
2001	Rodney Wright	1,630	104	15.7	11	Sr.
2002	Marque Davis	956	64	14.9	7	Sr.
2003	Bernard Berrian	668	63	10.6	4	Sr.
2004	Joe Fernandez	546	38	14.4	4	So.
2005	Paul Williams	729	43	17.0	7	Jr.
2006	Chastin West	365	33	11.1	3	RFr.
2007	Marlon Moore	694	48	14.5	5	So.
2008	Seyi Ajitrotutu	795	47	16.9	5	Jr.
2009	Seyi Ajitrotutu	677	49	13.8	7	Sr.
2010	Jamel Hamler	812	54	15.0	6	Sr.
2011	Jalen Saunders	1,065	50	21.3	12	So.
2012	Davante Adams	1,312	102	12.9	14	RFr.
2013	Davante Adams	1,718	131	13.1	24	So.
2014	Josh Harper	1,097	90	12.2	7	Sr.
2015	Jamire Jordan	540	46	11.7	5	RFr.
2016	KeeSean Johnson	773	66	11.7	6	So.
2017	KeeSean Johnson	1,013	77	13.2	8	Jr.
2018	KeeSean Johnson	1,340	95	14.1	8	Sr.
2019	Zane Pope	525	47	11.2	1	So.
2020	Jalen Cropper	520	37	14.1	5	So.
2021	Jalen Cropper	899	85	10.6	11	Jr.

Tackle Leaders

Year	Player	Solo	Ast.	Total	Pos.	Cl.
1981	Steve Cordle	78	31	101		S
1982	Kevin Johnson	55	42	97	LB	Sr.
	Bobby Stevenson	55	42	97	LB	Sr.
1983	Curtis Allen	44	31	75		S
1984	Curtis Allen	60	41	101		S
1985	George Petersen	52	43	95		LB
1986	Anthony Nunn	48	45	93		LB
1987	John O'Leary	60	40	100		LB
1988	Tracy Rogers	70	37	107		LB
1989	Ron Cox	62	42	104		S
1990	Mark Adams	70	42	112		SS
1991	Marquez Pope	57	39	96		FS
1992	Zach Rix	68	31	99		S
1993	Ron Papazian	84	64	148		LB
1994	Ron Papazian	79	60	139		LB
1995	Omar Stoutmire	111	87	198		S
1996	A.J. Gass	82	68	150		LB
1997	A.J. Gass	76	47	123		LB
1998	Tim Skipper	60	48	108		LB
1999	Vernon Fox	50	53	103		S
2000	Tim Skipper	41	66	107		LB
2001	Maurice Rodriguez	64	37	101		LB
2002	Cameron Worrell	57	49	106		S
2003	James Sanders	55	38	93		DB
2004	Dwayne Andrews	27	39	66		LB
2005	Richard Marshall	57	21	78		CB
2006	Dwayne Andrews	43	44	87		LB
2007	Marcus Riley	64	68	132		LB



ANNUAL LEADERS

2008	Ben Jacobs	47	66	113	LB	So.
2009	Ben Jacobs	60	46	106	LB	Jr.
2010	Ben Jacobs	38	49	87	LB	Sr.
2011	Travis Brown	57	28	85	LB	Jr.
2012	Phillip Thomas	66	18	84	S	Sr.
2013	Karl Mickelsen	64	32	96	ILB	Jr.
2014	Karl Mickelsen	71	25	96	ILB	Sr.
2015	Ejiro Ederaine	54	45	99	OLB	Sr.
2016	Stratton Brown	57	58	115	S	Sr.
2017	Jeff Allison	79	47	126	LB	So.
2018	Jeff Allison	72	60	132	LB	Jr.
2019	Justin Rice	65	47	112	LB	RJr.
2020	Bralyn Lux	27	3	30	CB	RFr.
2021	Evan Williams	60	33	93	S	Jr.

1988	Tracy Rodgers	14.0	37	LB		
1989	Ron Cox	12.0	58	S	Jr.	
1990	Judd Foell	7.0	18	DE	Jr.	
1991	Brad Bell	7.0	13	DE	So.	
	Judd Foell	7.0	19	DE	Sr.	
	Zack Rix	7.0	11	NG	Jr.	
1992	Nick Serfas	17.0	33	DE		
1993	Brad Bell	13.0	62	DE	Sr.	
1994	Gene Smith	10.0	38	LB	Jr.	
1995	Marylín Jackson	5	17	CB	So.	
1996	A.J. Gass	8.0	13	LB	Jr.	
1997	A.J. Gass	17.0	66	LB	Sr.	
1998	Tim Skipper	17.0	10	LB	So.	
1999	Alan Harper	15.0	47	DT	So.	
2000	Orlando Huff	17.0	78	LB	Sr.	
2001	Alan Harper	21.0	102	DT	Sr.	
2002	Nick Burley	17.5	71	DE	Sr.	
2003	Brian Morris	15.5	77	DL	Sr.	
2004	Garrett McIntyre	10.5	61	DE	Fr.	
	Claude Sanders	10.5	43	DE	Sr.	
2005	Garrett McIntyre	12.5	55	DE	So.	
2006	Marlon Brisco	6.5	18	DE	Sr.	
	Dwayne Andrews	6.5	16	LB	Sr.	
2007	Marcus Riley	15.0	43	LB	Sr.	
2008	Kyle Knox	8.0	32	LB	RFr.	
2009	Chris Carter	13.0	51	DL	Jr.	
2010	Chris Carter	16.5	93	DL	Sr.	
2011	Logan Harrell	17.0	100	DT	Sr.	
2012	Phillip Thomas	12.0	44	S	Sr.	
2013	Ejiro Ederaine	16.5	74	OLB	So.	
2014	Tyler Davison	13.0	63	NG	Sr.	
2015	Ejiro Ederaine	16.5	77	OLB	Sr.	
2016	Jeff Camilli	9.0	41	ILB	Sr.	
2017	Robert Stanley	11.5	54	DE	Sr.	
2018	Mykal Walker	14.0	39	DE	Jr.	
2019	Mykal Walker	9.0	28	LB	Sr.	
2020	David Perales	9.0	30	DE	Jr.	
2021	Arron Mosby	15.5	66	DE	Sr.^	

	Tony Harris	4	0	0	S	Sr.
1989	Ron Cox	2	75	1	S	Jr.
	Marquez Pope	2	34	0	S	So.
	Tony Brown	2	28	0	CB	So.
	Dave Shelton	2	4	0	S	Sr.
1990	Marquez Pope	4	36	0	FS	Jr.
1991	Tony Brown	4	41	1	CB	Sr.
	Marquez Pope	4	27	0	FS	Sr.
1992	Tommy Jones	5	59	0	CB	
1993	James Burton	4	89	1	CB	Sr.
1994	Lance Thomas	4	0	0	S	Sr.
1995	Steve Wilson	2	46	1	CB	Jr.
	Marlyn Jackson	2	7	0	CB	So.
	Omar Stoutmire	2	0	0	S	Jr.
1996	Cory Hall	2	26	0	S	So.
	Marlyn Jackson	2	0	0	CB	Jr.
1997	Efrain Guizar	6	114	2	S	Jr.
1998	Payton Williams	3	85	0	CB	So.
1999	Curtis Edwards	3	141	1	S	So.
2000	Tierre Sams	4	42	0	DB	Jr.
2001	Devon Banks	5	15	0	CB	Sr.
2002	Cameron Worrell	5	97	1	S	Sr.
2003	Manuel Sanchez	4	50	0	LB	So.
2004	Richard Marshall	3	205	2	CB	So.
2005	Richard Marshall	3	17	0	SB	Jr.
2006	Damion Jenkins	3	70	1	CB	Jr.
2007	Damion Owens	1	17	0	CB	So.
	Moses Harris	1	2	0	S	So.
	Jake Jorde	1	0	0	S	Jr.
	Marcus Riley	1	0	0	LB	Sr.
2008	Marvin Haynes	2	2	0	DB	Jr.
2009	Phillip Thomas	2	26	1	S	RFr.
2010	Phillip Thomas	3	90	0	S	So.
2011	L.J. Jones	3	2	0	CB	So.
2012	Phillip Thomas	8*!	98	3!	SS	Sr.
2013	Derron Smith	7	135	1	FS	Jr.
2014	Charles Washington	2	36	0	DB	Jr.
	Kyrie Wilson	2	27	1	ILB	Jr.
	Karl Mickelsen	2	11	0	ILB	Sr.
2015	Tyquwan Glass	4	76	0	CB	Jr.
2016	Jamal Ellis	2	0	0	CB	Sr.
	Tyquwan Glass	2	0	0	CB	Sr.
2017	Jaron Bryant	4	64	2	CB	So.
2018	Juju Hughes	4	65	0	SS	Jr.
	Anthoula "Tank" Kelly	4	153	2	CB	Sr.
2019	Wylan Free	2	104	1	FS	So.
	Juju Hughes	2	32	0	SS	Sr.
	Justin Rice	2	0	0	LB	RJr.
2020	Chris Gaston	2	18	0	CB	Jr.
2021	Evan Williams	3	64	0	S	Jr.

Sacks Leaders

Year	Player	Sacks	Yards	Pos.	Cl.
1981	Tony Vegas	6.0	--	DE	Jr.
1982	Cylde Glover	8.0	--	DE	Sr.
1983	Otis Tolbert	6.0	--	DE	
1984	Victor Burnett	6.5	41	DE	
1985	Greg Ramsey	6.5	55	DE	
1986	Jethro Franklin	19.5	142	DE	Jr.
1987	Jethro Franklin	12.0	76	DE	Sr.
1988	Ron Cox	14.5	98	S	So.
1989	Ron Cox	28.0	167	S	Jr.
1990	Judd Foell	6.0	29	DE	Jr.
1991	Zack Rix	7.0	42	NG	Jr.
1992	Zack Rix	6.5	41	NG	Sr.
1993	Brad Bell	9.0	54	DE	Sr.
1994	Omar Stoutmire	5.0	47	S	So.
1995	Bryan Robinson	5.0	17	DT	Jr.
1996	Bryan Robinson	5.0	45	DT	Sr.
1997	A.J. Gass	9.0	42	LB	Sr.
1998	Bobby Brooks	6.4	41	LB	Sr.
1999	Justin Johnson	6.0	36	LB	Jr.
2000	Orlando Huff	10.0	54	LB	Sr.
2001	Alan Harper	12.0	79	DT	Sr.
2002	Nick Burley	10.0	57	DE	Sr.
2003	Brian Morris	11.0	63	DL	Sr.
2004	Garrett McIntyre	7.0	44	DE	Fr.
2005	Tyler Clutts	7.0	45	DE	So.
	Garrett McIntyre	7.0	44	DE	RFr.
2006	Tyler Clutts	5.0	23	DE	Jr.
2007	Tyler Clutts	7.5	31	DE	Sr.
2008	Ikenna Ike	4.5	45	DE	So.
2009	Chris Carter	5.0	36	DL	Jr.
2010	Chris Carter	11.0	63	DL	Sr.
2011	Logan Harrell	6.0	63	DT	Sr.
2012	Andy Jennings	5.5	33	DE	Jr.
2013	Ejiro Ederaine	10.0	57	OLB	So.
2014	Tyler Davison	8.5	54	NG	Sr.
2015	Ejiro Ederaine	9.0	60	OLB	Sr.
2016	Jeff Camilli	4.0	29	ILB	Sr.
2017	Tobenna Okeke	6.0	30	DE	Sr.
2018	George Helmuth	5.0	33	LB	Sr.
2019	Kevin Atkins	5.0	33	DT	Jr.
2020	Kwami Jones	5.0	22	DE	Sr.
	Kevin Atkins	5.0	31	DT	Sr.
2021	Kevin Atkins	7.0	39	DT	Sr.^
	David Perales	7.0	60	DE	Sr.

Interception Leaders

Year	Player	INT	Yards	TD	Pos.	Cl.
1959	Jim Sanderson	5	50			
1960	Jim Sanderson	6	162			
1961	Jim Sanderson	5	72			
1970	Carl Ray Harris	14	98	0	DB	Sr.
1971	Ray Sherman	4	75	0	DB	Jr.
	Ben Davis	4	10	0	DB	Sr.
1972	Tony Limbrick	2	16	0	DB	Jr.
	Dennis Tripp	2	2	0	LB	Jr.
1973	Bob Boone	4	53	0	FS	Sr.
	Benson Reed	4	28	0	DB	Sr.
1974	Calvin Lane	4	182	2	DB	Jr.
1975	Calvin Lane	5	61	1	DB	Sr.
1976	Gary Hayes	4	111	1	DB	So.
1977	Bob Glazebrook	4	16	0	DB	Sr.
1978	Gary Hayes	3	41	0	DB	
	Jeff Horton	3	0	0	S	
1979	Gary Hayes	5	21	0		Sr.
1980	Anthony Washington	2	46	1	DB	Sr.
1981	Matt McKnight	5	56	0	S	
	Steve Cordle	5	53	0	S	
1982	Matt McKnight	6	51	0	FS	Sr.
	Eric Fox	6	32	0	CB	So.
1983	Curtis Allen	4	28	0	S	
1984	Ron Cross	8	132	0	S	Sr.
1985	Rod Webster	6	88	1	S	So.
1986	Michael Stewart	5	22	0	S	Sr.
1987	Rod Webster	4	112	1	S	Sr.
1988	Craig Bowers	4	40	0	S	Sr.

Tackles for Loss Leaders

Year	Player	TFL	Yards	Pos.	Cl.
1984	Victor Burnett	13.5	70	DE	
1985	Mark Olsen	9.0	57	LB	
1986	Jethro Franklin	25.5	153	DE	Jr.
1987	Jethro Franklin	16.0	83	DE	Sr.

! denotes Mountain West record

** denotes figure led all Football Bowl Subdivision players*

^ denotes players who utilized the extra year of eligibility granted by the NCAA due to the COVID-19 pandemic

NOTE: 1985 records are missing statistics from the Cal Bowl game

NOTE: The 2020 season consisted of six football games due to the COVID-19 pandemic.



CHRONOLOGICAL LISTS

100-Yard Rushing Games (298)

Date	Att-Yds-TD	Player	Opponent
Unknown	8-136-2	Elmer Cranmer	Unknown
Nov. 8, 1930	5-113-2	Frenchy Bordagary	UC Davis
Oct. 31, 1936	14-127-0	Sam Jones	Chico State
Oct. 30, 1937	?-169-0	Kenny Gleason	Chico State
Nov. 6, 1937	?-111-3	Kenny Gleason	at Nevada
Dec. 25, 1937	12-142-1	Granny Holbrook	vs. Ark.St. Teachers College
Oct. 1, 1938	15-121-2	Ernie Poole	San Diego Marines
Oct. 8, 1938	11-104-0	Ernie Poore	California J.V.'s
Nov. 18, 1938	9-135-1	Ernie Poore	Hawai'i
Nov. 18, 1938	19-111-0	Bob Peterson	Hawai'i
Oct. 14, 1939	5-104-0	Les Terry	Nevada
Nov. 23, 1939	14-136-0	Bob Peterson	San Jose State
Nov. 11, 1940	24-101-0	Ray Patterson	Texas Mines
Oct. 3, 1942	8-113-2	Louie Futrell	Occidental
Oct. 11, 1942	7-108-0	Jack Kelly	at San Diego State
Oct. 31, 1942	?-122-0	Jackie Fellows (QB)	at Pacific
Nov. 1, 1952	10-160-2	Larry Willoughby	at San Diego State
Nov. 8, 1952	9-252-0	Larry Willoughby	at Nevada
Nov. 22, 1952	23-198-1	Larry Willoughby	San Francisco State
Nov. 29, 1952	24-113-2	Larry Willoughby	Whittier
Oct. 2, 1954	13-168-5	Don Driscoll	CS Los Angeles
Nov. 26, 1954	11-188-3	Don Driscoll	San Francisco State
Oct. 8, 1955	11-131-3	Bob Garner	San Diego Navy
Sept. 22, 1956	12-163-0	Bob Garner	at BYU
Oct. 20, 1956	6-103-0	Dean Philpott	San Francisco State
Oct. 20, 1956	7-103-0	John Stienborn	San Francisco State
Oct. 27, 1956	19-170-0	Dean Philpott	Hawai'i
Nov. 10, 1956	26-105-0	Dean Philpott	Cal Poly
Nov. 1, 1958	22-186-0	Dale Messer	San Diego State
Nov. 8, 1958	16-155-2	Dale Messer	at Long Beach State
Oct. 15, 1960	10-111-1	Dale Messer	Cal Poly
Oct. 22, 1960	17-116-3	Dale Messer	at CS Los Angeles
Oct. 14, 1961	6-111-0	Bill Kendrick	at Cal Poly
Oct. 26, 1963	21-105-2	Herman Hamp	CS Los Angeles
Sept. 19, 1964	12-100-0	Harry Miller	South Dakota State
Oct. 17, 1964	29-222-3	Jim Long	Cal Poly
Nov. 14, 1964	7-160-3	Jim Long	Pacific
Oct. 12, 1968	14-142-1	Walt Jensen	CS Northridge
Oct. 12, 1968	10-128-2	Mike Flores	CS Northridge
Nov. 9, 1968	25-152-0	Fred Parker	Long Beach State
Nov. 16, 1968	22-154-2	Walt Jensen	Montana State
Sept. 20, 1969	19-129-1	Walt Jensen	Cal Poly Pomona
Sept. 20, 1969	21-108-1	Gary Caropreso	Cal Poly Pomona
Sept. 12, 1970	21-152-3	Henry Woodson	Hayward State
Oct. 10, 1970	17-121-0	Henry Woodson	CS Northridge
Oct. 17, 1970	27-106-2	Henry Woodson	Cal Poly
Oct. 24, 1970	19-113-1	Herbie Phillips	CS Los Angeles
Sept. 23, 1972	34-195-2	Larry Miller	at New Mexico State
Nov. 11, 1972	33-116-1	Lloyd Robinson	at Northern Illinois
Sept. 8, 1973	16-147-1	Jack Wender	Cal Poly Pomona
Oct. 27, 1973	20-117-0	Greg Bass	at Cal Poly
Oct. 19, 1974	27-140-1	Jeff Johnson	Pacific
Sept. 25, 1976	22-121-2	Dean Jones	Montana State
Oct. 2, 1976	13-123-2	Dean Jones	CS Fullerton
Sept. 24, 1977	21-199-2	Dean Jones	at Montana State
Oct. 8, 1977	27-138-0	Steve Franklin	San Diego State
Oct. 8, 1977	11-102-2	Dean Jones	San Diego State
Oct. 22, 1977	16-155-1	Steve Franklin	San Jose State
Nov. 11, 1977	15-132-1	Dean Jones	at CS Fullerton
Sept. 9, 1978	14-142-1	Bill Yancy (QB)	at McNeese State
Oct. 28, 1978	12-141-1	Steve Woods	CS Fullerton
Nov. 11, 1978	19-118-0	Ted Torosian	Montana State
Nov. 11, 1978	21-109-0	Keith Gooch	Montana State
Nov. 18, 1978	27-155-2	Ted Torosian	at Idaho
Nov. 18, 1978	17-143-1	Gary Carr	at Idaho
Sept. 15, 1979	23-169-0	Ken Lovely	at Montana State
Sept. 15, 1979	16-129-2	Keith Gooch	at Montana State
Oct. 27, 1979	24-130-1	Ken Lovely	at Pacific

Sept. 5, 1981	19-117-0	Danny Rainey	Oregon
Sept. 5, 1981	25-112-0	Ted Torosian	Oregon
Sept. 19, 1981	19-133-1	Steve Woods	at Montana State
Oct. 3, 1981	16-134-1	Steve Woods	San Jose State
Nov. 21, 1981	21-149-1	Ted Torosian	at Arizona
Nov. 20, 1982	18-122-0	Terry Carter	at UNLV
Sept. 24, 1983	20-108-1	Ken Williams	at Pacific
Sept. 8, 1984	19-127-2	Lavale Thomas	at Boise State
Sept. 14, 1985	25-156-2	James Williams	UNLV
Sept. 21, 1985	26-117-1	James Williams	at Oregon State
Sept. 28, 1985	14-109-1	James Williams	Cal Poly
Oct. 19, 1985	19-105-1	James Williams	at New Mexico State
Oct. 26, 1985	18-106-2	James Williams	at Utah State
Nov. 16, 1985	30-176-3	James Williams	at Long Beach State
Nov. 21, 1985	23-136-2	James Williams	Wichita State
Sept. 6, 1986	9-106-2	James Williams	Montana State
Oct. 4, 1986	28-141-2	James Williams	at San Jose State
Oct. 25, 1986	21-171-1	James Williams	Long Beach State
Oct. 30, 1986	20-119-1	James Williams	CS Fullerton
Nov. 6, 1986	16-109-1	Kelly Skipper	at UNLV
Nov. 5, 1988	15-148-1	Darrell Rosette	Pacific
Dec. 10, 1988	23-149-2	Darrell Rosette	vs. Western Michigan*
Sept. 2, 1989	19-125-0	Myron Jones	Utah
Sept. 2, 1989	22-103-0	Aaron Craver	Utah
Sept. 9, 1989	22-103-1	Aaron Craver	Montana
Sept. 16, 1989	22-135-0	Aaron Craver	at Pacific
Sept. 23, 1989	14-116-1	Aaron Craver	Long Beach State
Oct. 14, 1989	19-101-1	Aaron Craver	at Utah State
Oct. 21, 1989	19-124-2	Aaron Craver	CS Fullerton
Oct. 28, 1989	28-212-1	Aaron Craver	UNLV
Oct. 28, 1989	22-159-2	Myron Jones	UNLV
Nov. 11, 1989	13-132-3	Aaron Craver	at New Mexico State
Nov. 11, 1989	13-118-1	Myron Jones	at New Mexico State
Sept. 8, 1990	31-177-2	Aaron Craver	New Mexico
Sept. 22, 1990	15-102-3	Lorenzo Neal	New Mexico State
Sept. 29, 1990	24-121-2	Aaron Craver	CS Fullerton
Sept. 29, 1990	11-112-1	Lorenzo Neal	CS Fullerton
Oct. 13, 1990	24-115-1	Aaron Craver	Utah State
Oct. 20, 1990	26-136-1	James Allison	Long Beach State
Nov. 3, 1990	17-136-3	Aaron Craver	at UNLV
Nov. 10, 1990	17-105-3	Aaron Craver	Pacific
Oct. 5, 1991	8-117-1	Ron Rivers	New Mexico
Oct. 12, 1991	13-133-0	Ron Rivers	Long Beach State
Oct. 19, 1991	19-102-0	Ron Rivers	at New Mexico State
Oct. 26, 1991	11-124-1	Anthony Daigle	UNLV
Nov. 9, 1991	22-113-2	Lorenzo Neal	at Pacific
Nov. 9, 1991	17-107-3	Anthony Daigle	at Pacific
Nov. 16, 1991	12-122-1	Ron Rivers	CS Fullerton
Nov. 23, 1991	26-149-0	Ron Rivers	San Jose State
Nov. 23, 1991	34-108-0	Lorenzo Neal	San Jose State
Sept. 5, 1992	21-196-1	Lorenzo Neal	at Pacific
Sept. 19, 1992	10-119-1	Ron Rivers	Colorado State
Sept. 26, 1992	9-100-2	Anthony Daigle	Washington State
Oct. 24, 1992	16-108-1	Lorenzo Neal	New Mexico
Oct. 24, 1992	16-102-2	Ron Rivers	New Mexico
Oct. 31, 1992	19-105-1	Ron Rivers	Wyoming
Nov. 21, 1992	16-173-2	Ron Rivers	at San Diego State
Dec. 29, 1992	19-104-1	Ron Rivers	vs. USC*
Sept. 11, 1993	18-155-3	Ron Rivers	Oregon State
Sept. 18, 1993	32-205-1	Ron Rivers	at New Mexico
Sept. 18, 1993	27-127-1	Anthony Daigle	at New Mexico
Sept. 25, 1993	18-106-1	Ron Rivers	Utah State
Oct. 16, 1993	16-135-1	Ron Rivers	Air Force
Oct. 23, 1993	27-143-1	Ron Rivers	at BYU
Nov. 6, 1993	21-171-1	Ron Rivers	UTEP
Nov. 13, 1993	10-107-0	Ron Rivers	Hawai'i
Nov. 20, 1993	29-218-2	Ron Rivers	San Diego State
Nov. 20, 1993	12-140-3	Anthony Daigle	San Diego State
Sept. 17, 1994	37-220-1	Jerome Oliver	Oregon State
Sept. 24, 1994	35-148-2	Jerome Oliver	at Hawai'i



CHRONOLOGICAL LISTS

Oct. 15, 1994	32-160-1	Jerome Oliver	Wyoming	Sept. 16, 2006	28-136-2	Dwayne Wright	at Washington
Oct. 29, 1994	24-155-1	Jerome Oliver	New Mexico	Oct. 7, 2006	26-138-0	Dwayne Wright	at Utah State
Nov. 19, 1994	31-127-1	Jerome Oliver	No. 10 Colorado State	Oct. 14, 2006	16-113-1	Lonyae Miller	Hawai'i
Nov. 26, 1994	35-161-3	Reggie Brown	at San Diego State	Nov. 11, 2006	26-121-2	Dwayne Wright	New Mexico State
Sept. 2, 1995	25-181-1	Michael Pittman	NE Louisiana	Nov. 18, 2006	19-133-0	Dwayne Wright	Idaho
Sept. 23, 1995	28-143-1	Jerome Oliver	at Utah	Nov. 24, 2006	25-295-1	Dwayne Wright	at Louisiana Tech
Sept. 30, 1995	21-144-0	Reggie Brown	at UCLA	Dec. 2, 2006	23-106-1	Dwayne Wright	at San Jose State
Oct. 28, 1995	12-102-0	Reggie Brown	Air Force	Oct. 6, 2007	14-171-3	Ryan Mathews	at Nevada
Aug. 31, 1996	39-151-2	Michael Pittman	Oregon	Oct. 13, 2007	18-108-2	Lonyae Miller	at Idaho
Sept. 28, 1996	26-129-1	Michael Gray	Hawai'i	Oct. 20, 2007	16-144-2	Ryan Mathews	San Jose State
Sept. 28, 1996	20-108-0	Michael Pittman	Hawai'i	Nov. 3, 2007	27-126-0	Clifton Smith	Utah State
Oct. 26, 1996	27-130-3	Michael Pittman	at UNLV	Nov. 3, 2007	13-106-2	Ryan Mathews	Utah State
Nov. 2, 1996	21-212-1	Michael Pittman	Boise State	Nov. 10, 2007	17-105-0	Clifton Smith	at No. 14 Hawai'i
Nov. 9, 1996	26-157-3	Michael Pittman	Colorado State	Nov. 24, 2007	22-115-1	Anthony Harding	Kansas State
Nov. 16, 1996	21-138-3	Michael Pittman	Air Force	Nov. 30, 2007	28-121-1	Anthony Harding	at New Mexico State
Aug. 30, 1997	10-120-1	Joe Turner	Portland State	Dec. 31, 2007	18-152-2	Clifton Smith	vs. Georgia Tech*
Sept. 6, 1997	28-204-2	Michael Pittman	Baylor	Sept. 1, 2008	26-163-3	Ryan Mathews	at Rutgers
Sept. 20, 1997	24-131-1	Michael Pittman	at Oregon	Sept. 27, 2008	21-166-1	Ryan Mathews	at UCLA
Oct. 2, 1997	31-112-0	Michael Pittman	Utah	Oct. 4, 2008	20-161-2	Lonyae Miller	Hawai'i
Oct. 18, 1997	25-105-0	Michael Pittman	at No. 17 Air Force	Oct. 4, 2008	23-157-1	Anthony Harding	Hawai'i
Nov. 1, 1997	23-107-4	Michael Pittman	at San Jose State	Oct. 11, 2008	15-181-1	Lonyae Miller	Idaho
Nov. 22, 1997	25-138-1	Michael Pittman	Wyoming	Nov. 15, 2008	23-101-0	Anthony Harding	New Mexico State
Sept. 12, 1998	22-107-1	Jaime Kimbrough	at No. 16 Colorado	Dec. 20, 2008	18-120-2	Anthony Harding	vs. Colorado State*
Sept. 26, 1998	26-164-1	Jaime Kimbrough	Nevada	Dec. 20, 2008	13-113-2	Lonyae Miller	vs. Colorado State
Oct. 24, 1998	15-184-1	Jaime Kimbrough	UTEP	Sept. 5, 2009	11-106-1	Ryan Mathews	UC Davis
Oct. 31, 1998	20-161-3	Jaime Kimbrough	at New Mexico	Sept. 12, 2009	19-107-0	Ryan Mathews	at Wisconsin
Nov. 14, 1998	18-144-2	Jaime Kimbrough	Hawai'i	Sept. 18, 2009	19-234-3	Ryan Mathews	No. 10 Boise State
Nov. 21, 1998	31-212-1	Jaime Kimbrough	San Jose State	Sept. 26, 2009	38-145-1	Ryan Mathews	at No. 14 Cincinnati
Sept. 25, 1999	14-176-2	Derrick Ward	at Nevada	Oct. 10, 2009	24-149-1	Ryan Mathews	at Hawai'i
Oct. 9, 1999	15-156-2	Derrick Ward	Colorado State	Oct. 17, 2009	20-233-1	Ryan Mathews	San Jose State
Nov. 6, 1999	19-148-1	Derrick Ward	Rice	Oct. 24, 2009	25-157-2	Ryan Mathews	at New Mexico State
Nov. 13, 1999	26-130-1	Paris Gaines	at Hawai'i	Oct. 31, 2009	23-185-2	Ryan Mathews	Utah State
Nov. 20, 1999	6-124-1	Josh Levi	San Jose State	Nov. 7, 2009	26-143-3	Ryan Mathews	at Idaho
Sept. 22, 2001	7-107-0	Josh Levi	at Tulsa	Dec. 5, 2009	32-173-3	Ryan Mathews	at Illinois
Sept. 29, 2001	27-203-2	Paris Gaines	Louisiana Tech	Dec. 19, 2009	31-144-2	Ryan Mathews	vs. Wyoming*
Oct. 13, 2001	18-111-0	Paris Gaines	at Colorado State	Sept. 18, 2010	29-165-2	A.J. Ellis	at Utah State
Nov. 23, 2001	18-107-1	Paris Gaines	San Jose State	Oct. 16, 2010	16-150-2	Robbie Rouse	New Mexico State
Sept. 7, 2002	20-118-1	Rodney Davis	at No. 13 Oregon	Oct. 23, 2010	27-116-2	Robbie Rouse	at San Jose State
Oct. 4, 2002	18-115-1	Rodney Davis	Colorado State	Nov. 6, 2010	43-286-1	Robbie Rouse	at Louisiana Tech
Oct. 12, 2002	21-201-1	Rodney Davis	SMU	Nov. 13, 2010	26-217-2	Robbie Rouse	Nevada
Oct. 25, 2002	28-140-1	Rodney Davis	Hawai'i	Sept. 10, 2011	36-169-0	Robbie Rouse	at No. 10 Nebraska
Nov. 9, 2002	31-145-1	Rodney Davis	Tulsa	Sept. 17, 2011	27-110-2	Robbie Rouse	North Dakota
Dec. 5, 2002	37-221-2	Rodney Davis	at Louisiana Tech	Sept. 24, 2011	25-112-0	Robbie Rouse	at Idaho
Dec. 31, 2002	37-153-2	Rodney Davis	vs. Georgia Tech*	Oct. 1, 2011	28-123-1	Robbie Rouse	Ole Miss
Sept. 20, 2003	25-177-1	Dwayne Wright	Louisiana Tech	Oct. 15, 2011	24-140-1	Robbie Rouse	Utah State
Sept. 27, 2003	19-113-0	Dwayne Wright	Portland State	Oct. 22, 2011	24-167-2	Robbie Rouse	at Nevada
Nov. 15, 2003	15-106-0	Dwayne Wright	San Jose State	Nov. 19, 2011	37-176-1	Robbie Rouse	at Hawai'i
Sept. 5, 2004	24-109-1	Dwayne Wright	at Washington	Nov. 26, 2011	33-151-2	Robbie Rouse	San Jose State
Sept. 18, 2004	26-127-0	Bryson Sumlin	Portland State	Sept. 1, 2012	22-123-2	Robbie Rouse	Weber State
Sept. 18, 2004	15-123-2	Wendell Mathis	Portland State	Sept. 8, 2012	27-115-1	Robbie Rouse	at No. 4 Oregon
Oct. 2, 2004	28-191-1	Wendell Mathis	at Louisiana Tech	Sept. 15, 2012	9-144-2	Robbie Rouse	Colorado
Oct. 9, 2004	26-160-1	Bryson Sumlin	UTEP	Sept. 22, 2012	27-135-1	Robbie Rouse	at Tulsa
Nov. 12, 2004	18-220-3	Bryson Sumlin	Hawai'i	Oct. 6, 2012	26-124-0	Robbie Rouse	at Colorado State
Nov. 12, 2004	23-176-3	Wendell Mathis	Hawai'i	Oct. 27, 2012	18-120-1	Robbie Rouse	at New Mexico
Nov. 20, 2004	18-147-1	Bryson Sumlin	Nevada	Nov. 3, 2012	13-102-1	Robbie Rouse	Hawai'i
Nov. 20, 2004	19-110-3	Wendell Mathis	Nevada	Nov. 10, 2012	36-261-2	Robbie Rouse	at Nevada
Nov. 27, 2004	25-134-3	Bryson Sumlin	at San Jose State	Nov. 24, 2012	25-106-0	Robbie Rouse	Air Force
Nov. 27, 2004	23-128-1	Wendell Mathis	at San Jose State	Oct. 5, 2013	19-157-2	Marteze Waller	at Idaho
Dec. 27, 2004	15-126-0	Wendell Mathis	vs. No. 18 Virginia*	Nov. 2, 2013	17-115-0	Josh Quezada	Nevada
Sept. 27, 2005	17-106-1	Bryson Sumlin	Toledo	Nov. 9, 2013	16-105-1	Josh Quezada	at Wyoming
Oct. 8, 2005	22-105-0	Bryson Sumlin	at New Mexico State	Sept. 20, 2014	16-117-1	Marteze Waller	Southern Utah
Oct. 8, 2005	22-105-1	Wendell Mathis	at New Mexico State	Sept. 26, 2014	19-163-0	Marteze Waller	at New Mexico
Oct. 22, 2005	11-101-1	Wendell Mathis	at Idaho	Oct. 10, 2014	17-137-1	Marteze Waller	at UNLV
Oct. 29, 2005	19-229-3	Wendell Mathis	at Hawai'i	Oct. 17, 2014	18-164-2	Marteze Waller	at Boise State
Nov. 5, 2005	21-105-1	Wendell Mathis	San Jose State	Nov. 1, 2014	18-116-1	Marteze Waller	Wyoming
Nov. 10, 2005	25-121-1	Wendell Mathis	Boise State	Nov. 8, 2014	22-145-1	Marteze Waller	San Jose State
Nov. 19, 2005	23-109-1	Wendell Mathis	at No. 1 USC	Nov. 8, 2014	24-112-0	Josh Quezada	San Jose State
Dec. 31, 2005	31-117-1	Wendell Mathis	vs. Tulsa*	Nov. 22, 2014	24-119-0	Josh Quezada	at Nevada
Sept. 1, 2006	26-158-3	Dwayne Wright	Nevada	Nov. 29, 2014	25-137-2	Marteze Waller	Hawai'i
Sept. 9, 2006	29-154-1	Dwayne Wright	No. 20 Oregon	Sept. 3, 2015	22-154-0	Marteze Waller	Abilene Christian



CHRONOLOGICAL LISTS

Oct. 16, 2015	21-111-2	Marteze Waller	UNLV	Oct. 19, 2001	30-345-3	David Carr	Boise State
Nov. 28, 2015	27-112-1	Marteze Waller	Colorado State	Oct. 26, 2001	28-400-4	David Carr	at Hawai'i
Sept. 10, 2016	27-121-1	Dontel James	Sacramento State	Nov. 3, 2001	20-334-5	David Carr	Rice
Oct. 8, 2016	27-169-1	Dontel James	at Nevada	Nov. 17, 2001	23-368-4	David Carr	at Nevada
Oct. 7, 2017	19-105-2	Ronnie Rivers	at San Jose State	Nov. 23, 2001	21-328-2	David Carr	San Jose State
Oct. 21, 2017	21-112-0	Jordan Mims	at San Diego State	Dec. 1, 2001	21-432-6	David Carr	Utah State
Oct. 27, 2018	11-125-1	Ronnie Rivers	Hawai'i	Dec. 31, 2001	35-531-4	David Carr	vs. Michigan State*
Dec. 15, 2018	24-212-2	Ronnie Rivers	vs. Arizona State*	Sept. 28, 2002	18-325-3	Paul Pinegar	vs. Rice
Sept. 28, 2019	5-118-1	Jalen Cropper (WR)	at New Mexico State	Oct. 18, 2002	27-371-3	Paul Pinegar	at Boise State
Oct. 26, 2019	14-146-2	Ronnie Rivers	Colorado State	Dec. 5, 2002	18-321-3	Paul Pinegar	at Louisiana Tech
Nov. 2, 2019	19-103-2	Ronnie Rivers	at Hawai'i	Nov. 29, 2003	22-325-2	Paul Pinegar	at UTEP
Nov. 9, 2019	17-102-3	Ronnie Rivers	Utah State	Sept. 17, 2005	33-418-3	Paul Pinegar	at Oregon
Nov. 30, 2019	29-177-1	Ronnie Rivers	at San Jose State	Nov. 5, 2005	22-368-3	Paul Pinegar	San Jose State
Nov. 7, 2020	19-133-3	Ronnie Rivers	at UNLV	Nov. 10, 2005	22-307-2	Paul Pinegar	Boise State
Nov. 14, 2020	25-132-1	Ronnie Rivers	at Utah State	Nov. 19, 2005	27-317-4	Paul Pinegar	at No. 1 USC
Sept. 18, 2021	21-136-2	Ronnie Rivers	at No. 13 UCLA	Nov. 26, 2005	30-405-4	Paul Pinegar	at Nevada
Oct. 23, 2021	23-134-1	Jordan Mims	Nevada	Dec. 2, 2005	33-358-3	Paul Pinegar	Louisiana Tech
Oct. 30, 2021	29-186-2	Jordan Mims	at No. 21 San Diego State	Nov. 24, 2007	23-313-2	Tom Brandstater	Kansas State
Dec. 18, 2021	29-165-2	Jordan Mims	vs UTEP	Nov. 14, 2009	24-362-2	Ryan Colburn	at Nevada

300-Yard Passing Games (111)

Date	Cmp-Yds-TD	Player	Opponent	Date	Cmp-Yds-TD	Player	Opponent
Nov. 23, 1963	24-329-2	Beau Carter	Abilene Christian	Sept. 25, 2010	32-390-4	Ryan Colburn	at Ole Miss
Sept. 16, 1972	26-325-2	John Behrens	Western Michigan	Dec. 3, 2010	18-304-3	Ryan Colburn	Illinois
Oct. 12, 1974	19-311-2	Neftali Cortez	at San Diego State	Sept. 24, 2011	24-371-5	Derek Carr	at Idaho
Oct. 20, 1979	25-346-0	Sergio Toscano	at Long Beach State	Oct. 22, 2011	20-315-3	Derek Carr	at Nevada
Oct. 17, 1981	19-342-1	Jeff Tedford	Southern Illinois	Nov. 12, 2011	22-391-3	Derek Carr	at New Mexico State
Nov. 7, 1981	16-365-2	Jeff Tedford	UNLV	Dec. 3, 2011	19-336-2	Derek Carr	at San Diego State
Nov. 13, 1982	16-373-3	Jeff Tedford	Montana State	Sept. 15, 2012	17-300-5	Derek Carr	Colorado
Dec. 18, 1982	31-373-3	Jeff Tedford	vs. Bowling Green*	Sept. 29, 2012	42-536-5	Derek Carr	San Diego State
Sept. 10, 1983	20-329-2	Kevin Sweeney	Bowling Green	Oct. 27, 2012	31-416-4	Derek Carr	at New Mexico
Oct. 8, 1983	19-335-2	Kevin Sweeney	San Jose State	Nov. 3, 2012	15-304-4	Derek Carr	Hawai'i
Sept. 29, 1984	25-368-4	Kevin Sweeney	New Mexico State	Nov. 24, 2012	28-452-4	Derek Carr	Air Force
Oct. 20, 1984	18-372-2	Kevin Sweeney	Utah State	Dec. 24, 2012	33-362-1	Derek Carr	vs. SMU*
Nov. 17, 1984	32-476-2	Kevin Sweeney	Montana State	Aug. 29, 2013	52-456-5	Derek Carr	Rutgers
Nov. 9, 1985	28-346-1	Kevin Sweeney	at Pacific	Sept. 20, 2013	39-460-4	Derek Carr	Boise State
Sept. 6, 1986	13-332-2	Kevin Sweeney	Montana State	Sept. 28, 2013	33-324-2	Derek Carr	at Hawai'i
Sept. 13, 1986	26-328-2	Kevin Sweeney	Oregon State	Oct. 5, 2013	37-419-5	Derek Carr	at Idaho
Oct. 4, 1986	13-337-3	Kevin Sweeney	at San Jose State	Oct. 19, 2013	33-412-4	Derek Carr	UNLV
Oct. 24, 1987	32-536-3	Dave Telford	at Pacific	Nov. 2, 2013	39-487-3	Derek Carr	Nevada
Nov. 7, 1987	20-324-2	Dave Telford	CS Fullerton	Nov. 9, 2013	33-360-4	Derek Carr	at Wyoming
Nov. 14, 1987	40-400-1	Dave Telford	at Utah State	Nov. 23, 2013	27-522-7	Derek Carr	New Mexico
Sept. 8, 1990	27-301-1	Mark Barsotti	New Mexico State	Nov. 29, 2013	38-519-6	Derek Carr	at San Jose State
Sept. 15, 1990	13-334-0	Mark Barsotti	at Utah	Dec. 7, 2013	36-404-3	Derek Carr	vs. Utah State ^
Nov. 3, 1990	15-314-1	Mark Barsotti	at UNLV	Sept. 26, 2014	27-318-3	Brian Burrell	at New Mexico
Sept. 14, 1991	20-328-2	Mark Barsotti	at Washington State	Oct. 10, 2014	25-310-3	Brian Burrell	at UNLV
Oct. 19, 1991	18-307-3	Mark Barsotti	at New Mexico State	Nov. 22, 2014	25-313-4	Brian Burrell	at Nevada
Sept. 4, 1993	31-473-3	Trent Dilfer	at Baylor	Dec. 6, 2014	30-332-1	Brian Burrell	at Boise State ^
Oct. 9, 1993	31-415-3	Trent Dilfer	at Colorado State	Oct. 28, 2016	18-303-3	Chason Virgil	Air Force
Oct. 23, 1993	21-456-4	Trent Dilfer	at BYU	Nov. 25, 2017	23-332-2	Marcus McMaryion	Boise State
Oct. 30, 1993	21-309-2	Trent Dilfer	at Wyoming	Dec. 24, 2017	33-342-0	Marcus McMaryion	vs. Houston*
Dec. 25, 1993	37-523-2	Trent Dilfer	vs. No. 17 Colorado*	Sept. 29, 2018	24-368-4	Marcus McMaryion	Toledo
Sept. 3, 1994	14-319-4	Adrian Claiborne	San Jose State	Nov. 24, 2018	20-317-2	Marcus McMaryion	San Jose State
Oct. 15, 1994	13-331-2	Richie Donati	Wyoming	Sept. 21, 2019	28-326-2	Jorge Reyna	Sacramento State
Nov. 19, 1994	29-356-2	Richie Donati	No. 10 Colorado State	Oct. 29, 2020	22-311-3	Jake Haener	Colorado State
Nov. 26, 1994	23-338-1	Richie Donati	at San Diego State	Nov. 14, 2020	29-422-4	Jake Haener	at Utah State
Oct. 14, 1995	21-360-2	Richie Donati	at San Diego State	Dec. 5, 2020	41-485-2	Jake Haener	at Nevada
Nov. 11, 1995	22-412-5	Jim Arellanes	UTEP	Dec. 12, 2020	26-350-3	Jake Haener	vs. New Mexico
Nov. 25, 1995	26-337-2	Jim Arellanes	BYU	Aug. 28, 2021	20-331-3	Jake Haener	UConn
Oct. 12, 1996	21-356-3	Jim Arellanes	San Jose State	Sept. 11, 2021	17-380-4	Jake Haener	Cal Poly
Oct. 19, 1996	23-306-2	Jim Arellanes	at Wyoming	Sept. 18, 2021	39-455-2	Jake Haener	at No. 13 UCLA
Nov. 23, 1996	23-348-3	Jim Arellanes	at San Diego State	Sept. 24, 2021	30-378-5	Jake Haener	UNLV
Sept. 19, 1998	19-349-0	Billy Volek	at Texas Tech	Oct. 2, 2021	28-388-3	Jake Haener	at Hawai'i
Nov. 20, 1999	22-311-5	Billy Volek	San Jose State	Oct. 30, 2021	25-306-1	Jake Haener	at No. 21 San Diego State
Sept. 23, 2000	24-325-2	David Carr	California	Nov. 13, 2021	24-300-3	Jake Haener	New Mexico
Dec. 31, 2000	22-391-5	David Carr	vs. Air Force*	Nov. 25, 2021	27-343-4	Jake Haener	at San Jose State
Sept. 2, 2001	21-340-4	David Carr	No. 10 Oregon State				
Sept. 22, 2001	22-314-3	David Carr	at Tulsa				
Sept. 29, 2001	26-319-2	David Carr	Louisiana Tech				
Oct. 13, 2001	28-389-2	David Carr	at Colorado State				



CHRONOLOGICAL LISTS

100-Yard Receiving Games (212)

Date	Rec-Yds-TD	Player	Opponent
Oct. 15, 1960	6-172-1	Dale Messer (RB)	Cal Poly
Nov. 14, 1964	6-179-1	Doyle Keith	Pacific
Nov. 11, 1967	15-172-3	Lloyd Madden	at Pacific
Oct. 10, 1970	8-100-2	John Sexton	CS Northridge
Nov. 18, 1972	8-155-0	Curt Wurst	Montana State
Nov. 9, 1974	6-121-1	Glenn Cotten	Long Beach State
Oct. 21, 1978	3-105-0	Wyatt Henderson	at San Jose State
Nov. 4, 1978	6-154-2	Wyatt Henderson	Long Beach State
Nov. 3, 1979	8-147-2	Enis Gilbeau	UNLV
Nov. 24, 1979	8-109-1	Ken Lovely	Utah State
Nov. 24, 1979	7-105-1	Scott Scambray	Utah State
Oct. 24, 1981	7-136-0	Henry Ellard	at Pacific
Nov. 7, 1981	7-127-1	Henry Ellard	UNLV
Sept. 11, 1982	6-142-2	Henry Ellard	Cal Poly
Sept. 18, 1982	7-101-0	Henry Ellard	at Oregon
Sept. 25, 1982	4-117-1	Henry Ellard	Weber State
Oct. 2, 1982	4-121-1	Henry Ellard	Utah State
Oct. 9, 1982	6-176-3	Stephone Paige	Pacific
Oct. 16, 1982	7-230-2	Henry Ellard	at Nevada
Oct. 30, 1982	9-154-3	Henry Ellard	Long Beach State
Nov. 6, 1982	6-221-2	Henry Ellard	CS Fullerton
Nov. 13, 1982	7-222-2	Henry Ellard	Montana State
Nov. 13, 1982	5-108-1	Stephone Paige	Montana State
Nov. 20, 1982	7-106-0	Henry Ellard	at UNLV
Dec. 18, 1982	15-246-2	Stephone Paige	vs. Bowling Green*
Sept. 10, 1983	6-103-1	Larry Willis	Bowling Green
Sept. 17, 1983	7-108-1	Larry Willis	Nevada
Sept. 24, 1983	10-154-2	Larry Willis	at Pacific
Oct. 1, 1983	8-136-0	Larry Willis	at Utah State
Oct. 8, 1983	5-145-2	Dave Williams	San Jose State
Oct. 8, 1983	5-105-0	Larry Willis	San Jose State
Oct. 22, 1983	9-116-0	Larry Willis	CS Fullerton
Oct. 29, 1983	5-101-1	Larry Willis	Cal Poly
Sept. 1, 1984	4-111-1	Vince Wesson	at Arizona
Sept. 15, 1984	5-108-0	Dave Williams	Cal Poly
Sept. 29, 1984	13-231-3	Larry Willis	New Mexico State
Sept. 29, 1984	5-109-2	Dave Williams	New Mexico State
Oct. 20, 1984	5-196-0	Dave Williams	Utah State
Oct. 20, 1984	7-102-1	Larry Willis	Utah State
Oct. 27, 1984	5-135-0	Larry Willis	at San Jose State
Nov. 17, 1984	16-282-2	Larry Willis	Montana State
Sept. 21, 1985	5-166-1	Stephen Baker	at Oregon State
Oct. 5, 1985	5-130-0	Stephen Baker	Hawai'i
Nov. 16, 1985	6-214-1	Stephen Baker	at Long Beach State
Sept. 6, 1986	3-116-1	Brock Smith	Montana State
Sept. 6, 1986	4-107-1	Stephen Baker	Montana State
Sept. 13, 1986	9-114-1	Anthony Mosley	Oregon State
Sept. 27, 1986	4-114-2	Stephen Baker	Louisiana Tech
Oct. 4, 1986	4-170-3	Stephen Baker	at San Jose State
Sept. 12, 1987	6-126-0	Ron Jenkins	Western Illinois
Oct. 24, 1987	16-158-0	Ron Jenkins	at Pacific
Oct. 24, 1987	7-151-1	Anthony Williams	at Pacific
Oct. 24, 1987	4-138-1	Brock Smith	at Pacific
Oct. 31, 1987	7-113-2	Ron Jenkins	UNLV
Nov. 7, 1987	4-103-1	Ron Jenkins	CS Fullerton
Sept. 24, 1988	5-130-1	Andre Alexander	McNeese State
Oct. 15, 1988	7-149-1	Dwight Pickens	Utah State
Nov. 5, 1988	6-111-0	Craig Jones (TE)	Pacific
Dec. 10, 1988	3-103-2	Andre Alexander	vs. Western Michigan*
Oct. 14, 1989	5-132-0	Stephen Shelley	Utah State
Nov. 18, 1989	5-106-0	Stephen Shelley	at New Mexico
Sept. 15, 1990	4-130-0	Chris Gawley	at Utah
Oct. 19, 1991	3-111-0	Tyodus Winans	at New Mexico State
Sept. 12, 1992	6-160-1	Malcolm Seabron	at Oregon State
Nov. 7, 1992	3-142-1	Malcolm Seabron	Utah
Nov. 21, 1992	6-147-1	Malcolm Seabron	at San Diego State
Nov. 28, 1992	7-119-2	Charlie Jones	at UTEP
Sept. 4, 1993	7-173-2	Charlie Jones	at Baylor
Sept. 4, 1993	6-101-0	Lee Harris	at Baylor
Sept. 25, 1993	3-108-1	Charlie Jones	Utah State
Oct. 9, 1993	8-105-2	Anthony Daigle (RB)	at Colorado State
Oct. 23, 1993	3-117-2	Charlie Jones	at BYU
Nov. 13, 1993	6-121-1	Charlie Jones	Hawai'i
Dec. 25, 1993	9-149-0	David Dunn	vs. No. 17 Colorado*
Sept. 3, 1994	3-120-1	Charlie Jones	San Jose State
Sept. 3, 1994	2-100-2	Brian Roberson	San Jose State
Oct. 8, 1994	7-177-1	Charlie Jones	No. 22 BYU
Oct. 15, 1994	7-235-2	Charlie Jones	Wyoming
Nov. 12, 1994	7-134-1	Brian Roberson	at UTEP
Nov. 26, 1994	11-213-0	Brian Roberson	at San Diego State
Sept. 2, 1995	8-111-1	Brian Roberson	NE Louisiana
Sept. 30, 1995	7-115-0	Charlie Jones	at UCLA
Oct. 14, 1995	9-221-2	Jahine Arnold	at San Diego State
Oct. 28, 1995	5-133-0	Jahine Arnold	Air Force
Nov. 4, 1995	8-152-1	Jahine Arnold	at Hawai'i
Nov. 4, 1995	10-124-0	Charlie Jones	at Hawai'i
Nov. 11, 1995	8-244-4	Charlie Jones	UTEP
Nov. 19, 1995	4-110-0	Charlie Jones	at Wyoming
Nov. 25, 1995	8-146-2	Brian Roberson	BYU
Sept. 21, 1996	10-142-1	Brian Roberson	at Utah
Sept. 28, 1996	6-103-0	Brian Roberson	Hawai'i
Oct. 12, 1996	9-204-2	Brian Roberson	San Jose State
Nov. 2, 1996	7-119-0	Brian Roberson	Boise State
Nov. 16, 1996	7-144-1	Brian Roberson	Air Force
Nov. 23, 1996	9-136-1	Brian Roberson	at San Diego State
Sept. 26, 1998	5-122-0	Charles Smith	Nevada
Oct. 17, 1998	8-117-1	Charles Smith	at Utah
Nov. 14, 1998	5-103-2	Charles Smith	Hawai'i
Sept. 25, 1999	5-110-1	Charles Smith	at Nevada
Oct. 14, 1999	5-123-2	Rodney Wright	at SMU
Oct. 23, 1999	7-156-1	Rodney Wright	UTEP
Nov. 20, 1999	7-139-1	Rodney Wright	San Jose State
Sept. 23, 2000	13-174-2	Rodney Wright	California
Oct. 14, 2000	5-102-1	Bernard Berrian	Nevada
Oct. 28, 2000	5-110-1	Bernard Berrian	Tulsa
Nov. 4, 2000	8-123-1	Bernard Berrian	Hawai'i
Nov. 11, 2000	6-121-1	Bernard Berrian	at No. 17 TCU
Nov. 25, 2000	6-113-1	Charles Smith	at San Jose State
Dec. 31, 2000	7-162-2	Bernard Berrian	vs. Air Force
Dec. 31, 2000	4-102-1	Paris Gaines (RB)	vs. Air Force*
Sept. 2, 2001	7-182-2	Rodney Wright	No. 10 Oregon State
Sept. 8, 2001	8-102-0	Bernard Berrian	at No. 23 Wisconsin
Sept. 22, 2001	9-169-2	Bernard Berrian	at Tulsa
Oct. 13, 2001	8-120-0	Rodney Wright	at Colorado State
Oct. 19, 2001	14-179-1	Rodney Wright	Boise State
Oct. 26, 2001	9-145-1	Rodney Wright	at Hawai'i
Oct. 26, 2001	9-110-0	Bernard Berrian	at Hawai'i
Nov. 3, 2001	8-145-2	Rodney Wright	Rice
Nov. 17, 2001	7-166-2	Bernard Berrian	at Nevada
Nov. 23, 2001	8-109-1	Bernard Berrian	San Jose State
Dec. 1, 2001	4-158-3	Bernard Berrian	Utah State
Dec. 31, 2001	13-299-2	Rodney Wright	vs. Michigan State*
Sept. 28, 2002	6-133-1	Marque Davis	Rice
Sept. 28, 2002	6-112-1	Jermaine Jamison	Rice
Oct. 18, 2002	5-111-1	Marque Davis	at Boise State
Nov. 9, 2002	4-102-1	Jermaine Jamison	Tulsa
Dec. 5, 2002	7-133-1	Marque Davis	at Louisiana Tech
Dec. 5, 2002	5-133-1	Deandre Gilbert	at Louisiana Tech
Sept. 5, 2003	7-129-0	Marque Davis	Oregon State
Nov. 21, 2003	13-122-0	Bernard Berrian	No. 20 Boise State
Nov. 29, 2003	6-121-10	Marque Davis	at UTEP
Sept. 17, 2005	5-122-1	Paul Williams	at Oregon
Nov. 5, 2005	6-137-1	Paul Williams	San Jose State
Nov. 10, 2005	6-149-2	Paul Williams	Boise State
Nov. 26, 2005	9-150-1	Joe Fernandez	at Nevada
Oct. 14, 2006	3-100-1	Marlon Moore	Hawai'i
Nov. 24, 2007	9-134-2	Marlon Moore	Kansas State
Nov. 30, 2007	4-106-0	Marlon Moore	at New Mexico State



CHRONOLOGICAL LISTS

Sept. 1, 2008	3-116-0	Seyi Ajirrotutu	at Rutgers
Nov. 1, 2008	7-137-2	Seyi Ajirrotutu	at Louisiana Tech
Sept. 12, 2009	5-114-1	Devon Wylie	at Wisconsin
Oct. 31, 2009	7-124-1	Seyi Ajirrotutu	Utah State
Nov. 14, 2009	4-103-0	Marlon Moore	at Nevada
Sept. 25, 2010	8-130-1	Jamel Hamler	at Ole Miss
Sept. 25, 2010	6-102-0	Matt Lindsay	at Ole Miss
Nov. 6, 2010	8-118-3	Jamel Hamler	at Louisiana Tech
Sept. 17, 2011	3-154-2	Jalen Saunders	North Dakota
Sept. 24, 2011	5-142-2	Jalen Saunders	at Idaho
Oct. 1, 2011	6-127-0	Jalen Saunders	Ole Miss
Oct. 22, 2011	5-108-0	Devon Wylie	at Nevada
Nov. 5, 2011	13-149-1	Devon Wylie	Louisiana Tech
Nov. 12, 2011	7-174-2	Jalen Saunders	at New Mexico State
Nov. 26, 2011	7-135-0	Isaiah Burse	San Jose State
Dec. 3, 2011	3-105-1	Jalen Saunders	at San Diego State
Sept. 1, 2012	7-118-2	Davante Adams	Weber State
Sept. 15, 2012	3-107-1	Isaiah Burse	Colorado
Sept. 22, 2012	7-115-1	Josh Harper	at Tulsa
Sept. 29, 2012	9-120-1	Josh Harper	San Diego State
Sept. 29, 2012	8-102-0	Davante Adams	San Diego State
Sept. 29, 2012	10-100-3	Rashad Evans	San Diego State
Oct. 27, 2012	9-198-2	Davante Adams	at New Mexico
Nov. 10, 2012	9-120-1	Davante Adams	at Nevada
Nov. 24, 2012	7-158-1	Isaiah Burse	Air Force
Nov. 24, 2012	9-141-2	Davante Adams	Air Force
Dec. 24, 2012	13-144-1	Davante Adams	vs. SMU*
Aug. 29, 2013	14-148-2	Davante Adams	Rutgers
Aug. 29, 2013	13-118-0	Isaiah Burse	Rutgers
Sept. 20, 2013	10-148-0	Isaiah Burse	Boise State
Sept. 20, 2013	12-110-1	Davante Adams	Boise State
Sept. 28, 2013	9-123-2	Josh Harper	at Hawai'i
Oct. 5, 2013	16-185-3	Davante Adams	at Idaho
Oct. 19, 2013	8-221-4	Davante Adams	UNLV
Nov. 2, 2013	17-253-2	Josh Harper	Nevada
Nov. 9, 2013	9-159-0	Josh Harper	at Wyoming
Nov. 23, 2013	9-246-4	Davante Adams	New Mexico
Nov. 23, 2013	10-161-3	Josh Harper	New Mexico
Nov. 23, 2013	6-107-0	Isaiah Burse	New Mexico
Nov. 29, 2013	13-264-3	Davante Adams	at San Jose State
Dec. 7, 2013	17-132-1	Isaiah Burse	vs. Utah State ^
Dec. 7, 2013	9-168-1	Davante Adams	vs. Utah State ^
Sept. 20, 2014	2-102-1	Da'Mari Scott	Southern Utah
Oct. 10, 2014	12-187-1	Josh Harper	at UNLV
Dec. 6, 2014	10-131-0	Josh Harper	at Boise State ^
Sept. 19, 2015	3-102-1	Jamire Jordan	No. 21 Utah
Sept. 3, 2016	9-112-1	Aaron Peck	at Nebraska
Sept. 10, 2016	7-100-0	Jamire Jordan	Sacramento State
Sept. 24, 2016	6-108-1	Jamire Jordan	Tulsa
Oct. 1, 2016	5-194-2	Aaron Peck	at UNLV
Oct. 28, 2016	10-142-3	KeeSean Johnson	Air Force
Oct. 28, 2016	4-115-0	Jamire Jordan	Air Force
Sept. 1, 2017	7-120-0	KeeSean Johnson	Incarnate Word
Sept. 30, 2017	7-104-3	KeeSean Johnson	Nevada
Oct. 14, 2017	5-105-1	KeeSean Johnson	New Mexico
Oct. 14, 2017	3-108-2	Jamire Jordan	New Mexico
Nov. 25, 2017	6-119-2	KeeSean Johnson	Boise State
Sept. 1, 2018	6-118-0	KeeSean Johnson	Idaho
Sept. 29, 2018	6-102-2	KeeSean Johnson	Toledo
Sept. 29, 2018	6-126-1	Jordan Mims (RB)	Toledo
Oct. 20, 2018	8-149-2	KeeSean Johnson	at New Mexico
Oct. 27, 2018	8-102-0	KeeSean Johnson	Hawai'i
Nov. 17, 2018	10-141-0	KeeSean Johnson	San Diego State
Nov. 24, 2018	7-173-1	KeeSean Johnson	San Jose State
Nov. 14, 2020	10-202-3	Jalen Cropper	at Utah State
Dec. 5, 2020	7-107-0	Jalen Cropper	at Nevada
Dec. 5, 2020	6-113-1	Keric Wheatfall	at Nevada
Dec. 12, 2020	12-134-1	Jalen Cropper	vs. New Mexico
Sept. 11, 2021	3-127-2	Josh Kelly	Cal Poly
Sept. 18, 2021	8-120-0	Josh Kelly	at No. 13 UCLA
Sept. 18, 2021	14-141-1	Jalen Cropper	at No. 13 UCLA

Sept. 24, 2021	10-108-4	Jalen Cropper	UNLV
Sept. 24, 2021	5-115-0	Keric Wheatfall	UNLV
Oct. 2, 2021	5-113-2	Zane Pope	at Hawai'i
Oct. 30, 2021	5-107-0	Josh Kelly	at No. 21 San Diego State
Nov. 13, 2021	4-103-1	Jordan Mims (RB)	New Mexico

Interceptions Returned for TDs (59)

Date	Yards	Player	Opponent
Oct. 21, 1933	70	Phil Drath	Cal Poly Pomona
Nov. 5, 1960	96	Jim Sanderson	Long Beach State
Nov. 2, 1974	83	Calvin Lane	at CSU Northridge
Sept. 6, 1980	22	Anthony Washington	at CS Fullerton
Nov. 21, 1981	33	Tim Washington	at Arizona
Oct. 30, 1982	24	Kevin Johnson	Long Beach State
Nov. 6, 1982	17	Kevin Jones	CS Fullerton
Sept. 1, 1984	53	Roark Kelly	at Arizona
Sept. 28, 1985	43	Rod Webster	Cal Poly
Oct. 26, 1985	62	Michael Stewart	at Utah State
Sept. 5, 1987	63	Rod Webster	at Washington State
Oct. 31, 1987	75	Keith McCov	UNLV
Oct. 15, 1988	61	James Williams	Utah State
Dec. 9, 1989	58	Ron Cox	vs. Ball State*
Oct. 5, 1991	26	James Burton	New Mexico
Nov. 16, 1991	41	Tony Brown	CS Fullerton
Sept. 19, 1992	38	Sam Watson	Colorado State
Sept. 11, 1993	55	Tommy Jones	Oregon State
Oct. 16, 1993	58	James Burton	Air Force
Oct. 14, 1995	45	Steve Wilson	at San Diego State
Oct. 25, 1997	32	Marlyn Jackson	UNLV
Oct. 25, 1997	22	Efrain Guizar	UNLV
Nov. 15, 1997	26	Efrain Guizar	San Diego State
Oct. 2, 1999	27	Nicholas Burley	Colorado State
Oct. 30, 1999	76	Anthony Limbrick	at Tulsa
Oct. 30, 1999	52	Curtin Edwards	at Tulsa
Oct. 14, 2000	27	Dante Marsh	Nevada
Nov. 25, 2000	49	Lawrence Deck	at San Jose State
Oct. 12, 2002	100	Nathan Ray	SMU
Nov. 16, 2002	62	Cameron Worrell	Nevada
Nov. 16, 2002	60	Dee Meza	Nevada
Dec. 31, 2002	48	Dee Meza	vs. Georgia Tech*
Aug. 30, 2003	81	Richard Marshall	at No. 12 Tennessee
Sept. 5, 2004	75	Richard Marshall	at Washington
Sept. 5, 2004	19	James Sanders	at Washington
Sept. 18, 2004	15	Marcus McCauley	Portland State
Nov. 6, 2004	100	Richard Marshall	at Rice
Nov. 1, 2006	56	Damon Jenkins	at Boise State
Nov. 28, 2008	68	Damion Owens	at No. 8 Boise State
Oct. 24, 2009	17	Lorne Bell	at New Mexico State
Dec. 5, 2009	21	Phillip Thomas	at Illinois
Nov. 27, 2010	30	Travis Brown	Idaho
Sept. 15, 2012	16	Phillip Thomas	Colorado
Sept. 15, 2012	43	Phillip Thomas	Colorado
Sept. 22, 2012	20	Patrick Su'a	at Tulsa
Sept. 22, 2012	21	Tristan Okpalaugo	at Tulsa
Oct. 20, 2012	20	Phillip Thomas	Wyoming
Nov. 10, 2012	34	Derron Smith	at Nevada
Sept. 28, 2013	56	L.J. Jones	at Hawai'i
Dec. 21, 2013	41	Derron Smith	vs. USC*
Sept. 20, 2014	23	Kyrie Wilson	Southern Utah
Sept. 12, 2015	56	Shannon Edwards	at Ole Miss
Sept. 30, 2017	18	Jaron Bryant	Nevada
Dec. 24, 2017	44	Jaron Bryant	vs. Hawai'i*
Sept. 1, 2018	39	Tank Kelly	Idaho
Sept. 29, 2018	38	Mykal Walker	Toledo
Nov. 24, 2018	95	Arron Mosby	San Jose State
Dec. 15, 2018	70	Tank Kelly	vs. Arizona State*
Sept. 28, 2019	91	Wylan Free	at New Mexico State



CHRONOLOGICAL LISTS

Fumbles Returned for TDs (20)

Date	Yards	Player	Opponent
Nov. 8, 1980	0	Bob Zemanek	at Southern Illinois
Oct. 29, 1988	0	James Williams	at San Jose State
Sept. 9, 1989	50*	Kelvin Means	Montana
Sept. 12, 1992	40	Armin Youngblood	at Oregon State
Sept. 11, 1994	17	Gene Smith	Oregon State
Oct. 3, 1998	20	Justin Johnson	BYU
Sept. 5, 2004	18	Brian Morris	at Washington
Sept. 27, 2005	30	Tyrone Culver	Toledo
Oct. 22, 2005	26	Jaron Fairman	at Idaho
Dec. 2, 2005	77	Qaadir Brown	Louisiana Tech
Sept. 20, 2008	29	Ben Jacobs	at Toledo
Nov. 15, 2008	25	Sharrod Davis	New Mexico State
Nov. 21, 2009	21	Ben Jacobs	Louisiana Tech
Sept. 3, 2011	0	Cristin Wilson	vs. California
Sept. 24, 2011	40	Nat Harrison	at Idaho
Nov. 10, 2012	0	Tyler Davison	at Nevada
Nov. 10, 2012	26	Travis Brown	at Nevada
Oct. 26, 2013	78	Ejiro Ederaine	at San Diego State
Oct. 18, 2019	18	Justin Rice	UNLV
Aug. 28, 2021	31	Arron Mosby	UConn

* - recovered fumble and subsequent return for a TD came after the opponent fumbled the ball on an interception return

Kickoffs Returned for TDs (10)

Date	Yards	Player	Opponent
Oct. 13, 1934	102	Walt Byrd	Northern Arizona
Nov. 5, 1977	95	Steve Woods	at Long Beach State
Oct. 17, 1987	95	Brock Smith	San Jose State
Nov. 21, 1998	96	Jaime Kimbrough	at San Jose State
Sept. 8, 2001	96	Bernard Berrian	at No. 23 Wisconsin
Sept. 27, 2003	70	Nate Ray	Portland State
Nov. 1, 2006	93	Chastin West	at Boise State
Nov. 3, 2007	88	A.J. Jefferson	Utah State
Nov. 10, 2007	98	A.J. Jefferson	at No. 14 Hawai'i
Nov. 7, 2008	92	A.J. Jefferson	Nevada

Punts Returned for TDs (39)

Date	Yards	Player	Opponent
Nov. 6, 1926	90	Clyde Whelden	at San Jose State
Oct. 3, 1930	90	Frenchy Bordagaray	Redlands
Oct. 18, 1930	70	Sim Mathiesen	Chico State
Nov. 8, 1930	60	Frenchy Bordagaray	UC Davis
Nov. 15, 1930	100	Frenchy Bordagaray	at San Jose State
Oct. 13, 1934	55	Walt Byrd	Northern Arizona
Sept. 24, 1949	43	Johnny Morse	Cal Poly
Nov. 14, 1953	85	Winston Beasley	Pepperdine
Sept. 19, 1964	73	Jim Long	South Dakota State
Sept. 30, 1967	98	Mike Freeman	Montana State
Nov. 22, 1969	54	Mike White	Portland State
Sept. 28, 1985	77	Stephen Baker	Cal Poly
Sept. 6, 1986	84	Stephen Baker	Montana State
Nov. 6, 1986	65	Stephen Baker	at UNLV
Nov. 11, 1989	74	Dwight Pickens	at New Mexico State
Oct. 17, 1992	86	Charlie Jones	at Hawai'i
Nov. 21, 1992	40	Michael Ross	at San Diego State
Nov. 4, 1995	86	Brian Roberson	at Hawai'i
Sept. 28, 1996	62	Brian Roberson	Hawai'i
Oct. 24, 1998	66	Payton Williams	UTEP
Oct. 14, 2000	88	Bernard Berrian	Nevada
Nov. 17, 2001	70	Bernard Berrian	at Nevada
Oct. 4, 2002	59	Adam Jennings	Colorado State
Nov. 16, 2003	68	Bernard Berrian	No. 20 Boise State
Nov. 6, 2004	67	Clifton Smith	at Rice
Sept. 10, 2005	92	Clifton Smith	Weber State
Sept. 10, 2005	84	Clifton Smith	Weber State
Oct. 22, 2005	72	Joe Fernandez	at Idaho
Oct. 6, 2007	67	Clifton Smith	at Nevada
Oct. 26, 2007	65	Clifton Smith	Boise State

Sept. 27, 2008	63	Marlon Moore	at UCLA
Nov. 1, 2008	56	Rashad Evans	at Louisiana Tech
Nov. 21, 2008	49	Chastin West	at San Jose State
Oct. 24, 2009	88	Chastin West	at New Mexico State
Sept. 10, 2011	67	Devon Wylie	at No. 10 Nebraska
Oct. 7, 2011	79	Devon Wylie	No. 5 Boise State
Oct. 20, 2012	78	Rashad Evans	Wyoming
Sept. 7, 2013	61	Isaiah Burse	Cal Poly
Sept. 7, 2013	58	Isaiah Burse	Cal Poly

Blocked Punts Returned for TDs (14)

Date	Yards	Player	Opponent
Sept. 5, 1981	2	Kevin Johnson	Oregon
Sept. 12, 1981	11	Henry Ellard	at Oregon State
Nov. 9, 1985	25	Mark Olson	at Pacific
Sept. 16, 1995	13	Joe Barnes	Pacific
Oct. 11, 1997	16	Lawrence Deck	at Hawai'i
Sept. 11, 1999	3	Tierre Sams	at Oregon State
Sept. 25, 1999	10	Rodney Wright	at Nevada
Dec. 2, 2001	47	Rodney Wright	Utah State
Oct. 25, 2002	10	Dee Meza	Hawai'i
Nov. 15, 2003	20	Adam Jennings	San Jose State
Sept. 27, 2005	5	Paul Williams	Toledo
Sept. 30, 2006	15	Josh Sherley	Colorado State
Oct. 2, 2010	1	Desia Dunn	Cal Poly
Nov. 8, 2014	9	T.J. Thomas	San Jose State

Blocked FG Returned for TDs (6)

Date	Yards	Player	Opponent
Dec. 18, 1999	75	Payton Williams	vs. Utah*
Nov. 4, 2000	81	Dante Marsh	Hawai'i
Oct. 6, 2007	40	A.J. Jefferson	at Nevada
Dec. 3, 2011	59	Isaiah Green	at San Diego State
Sept. 1, 2018	74	Jaron Bryant	Idaho (2nd qtr.)
Sept. 1, 2018	71	Jaron Bryant	Idaho (2nd qtr.)

Missed FG Returned for TDs - "Kick 6" - (1)

Date	Yards	Player	Opponent
Oct. 27, 2018	100	Jamire Jordan	Hawai'i

PAT Returns for Two Points (2)

Date	Yards	Player	Opponent
Nov. 30, 2007	---	Damion Owens	at New Mexico State
Sept. 29, 2012	---	Charles Washington	vs. San Diego State

^ Mountain West Championship Game * Denotes bowl game



SELECT CIRCLES

Multiple 100-Yard Rushing Games (28)

Date	Opponent	Att.-Yards/TDs	100-Yard Rushers
Nov. 18, 1938	Hawai'i	9-135/1	Ernie Poore
		19-111/0	Bob Peterson
Oct. 20, 1956	San Francisco St.	6-103/0	Dean Philpott
		7-103/0	John Stienborn
Oct. 12, 1968	CS Northridge	14-142/1	Walt Jensen
		10-128/2	Mike Flores
Sept. 20, 1969	Cal Poly Pomona	19-129/1	Walt Jensen
		21-108/1	Gary Caropresso
Oct. 8, 1977	San Diego State	27-138/0	Steve Franklin
		11-102/2	Dean Jones
Nov. 18, 1978	at Idaho	27-155/2	Ted Torosian
		17-143/1	Gary Carr
Nov. 11, 1978	Montana State	19-118/0	Ted Torosian
		21-109/0	Keith Gooch
Sept. 15, 1979	at Montana State	23-169/0	Ken Lovely
		16-129/2	Keith Gooch
Sept. 5, 1981	Oregon	19-117/0	Danny Rainey
		25-112/0	Ted Torosian
Sept. 2, 1989	Utah	19-125/0	Myron Jones
		22-103/0	Aaron Craver
Oct. 28, 1989	UNLV	28-212/1	Aaron Craver
		22-159/2	Myron Jones
Nov. 11, 1989	at New Mexico State	13-132/3	Aaron Craver
		13-118/1	Myron Jones
Sept. 29, 1990	CS Fullerton	24-121/2	Aaron Craver
		11-112/1	Lorenzo Neal
Nov. 9, 1991	at Pacific	22-113/2	Lorenzo Neal
		17-107/3	Anthony Daigle
Nov. 23, 1991	San Jose State	26-149/1	Ron Rivers
		34-108/0	Lorenzo Neal
Oct. 24, 1992	New Mexico	16-108/1	Lorenzo Neal
		16-102/2	Ron Rivers
Sept. 18, 1993	at New Mexico	32-205/1	Ron Rivers
		27-127/1	Anthony Daigle
Nov. 20, 1993	San Diego State	29-218/2	Ron Rivers
		12-140/3	Anthony Daigle
Sept. 28, 1996	Hawai'i	26-129/1	Michael Gray
		20-108/0	Michael Pittman
Sept. 18, 2004	Portland State	26-127/0	Bryson Sumlin
		15-123/2	Wendell Mathis
Nov. 12, 2004	Hawai'i	18-220/3	Bryson Sumlin
		23-176/3	Wendell Mathis
Nov. 20, 2004	Nevada	18-147/1	Bryson Sumlin
		19-110/3	Wendell Mathis
Nov. 27, 2004	at San Jose State	25-134/4	Bryson Sumlin
		23-128/1	Wendell Mathis
Oct. 8, 2005	at New Mexico State	22-105/1	Wendell Mathis
		22-105/0	Bryson Sumlin
Nov. 3, 2007	Utah State	27-126/0	Clifton Smith
		13-106/2	Ryan Mathews
Oct. 4, 2008	Hawai'i	20-161/2	Lonyae Miller
		23-157/2	Anthony Harding
Dec. 20, 2008	vs. Colorado State*	18-120/2	Anthony Harding
		13-113/2	Lonyae Miller
Nov. 8, 2014	San Jose State	22-145/1	Marteze Waller
		24-112/0	Josh Quezada

Multiple 100-Yard Receiving Games (27)

Date	Opponent	Rec.-Yards/TDs	100-Yard Receivers
Nov. 24, 1979	Utah State	8-109/1	Ken Lovely
		7-105/1	Scott Scambray
Nov. 13, 1982	Montana State	7-222/2	Henry Ellard
		5-108/1	Stephone Paige
Oct. 8, 1983	San Jose State	5-145/2	Dave Williams
		5-105/0	Larry Willis
Sept. 29, 1984	New Mexico State	13-231/3	Larry Willis
		5-109/2	Dave Williams
Oct. 20, 1984	Utah State	5-196/0	Dave Williams
		7-102/1	Larry Willis
Sept. 6, 1986	Montana State	3-116/1	Stephen Baker
		4-107/1	Brock Smith
Oct. 24, 1987	at Pacific	16-158/0	Ron Jenkins
		7-151/1	Anthony Williams
Sept. 4, 1993	at Baylor	4-138/1	Brock Smith
		7-173/2	Charlie Jones
Sept. 3, 1994	San Jose State	6-101/0	Lee Harris
		3-120/1	Charlie Jones
Nov. 4, 1995	at Hawai'i	2-100/2	Brian Roberson
		8-152/1	Jahine Arnold
Dec. 31, 2000	vs. Air Force*	10-124/0	Charlie Jones
		7-162/2	Bernard Berrian
		4-102/1	Paris Gaines (RB)

Oct. 26, 2001	at Hawai'i	9-145/1	Rodney Wright
		9-100/0	Bernard Berrian
Sept. 28, 2002	Rice	6-133/1	Marque Davis
		6-112/1	Jermaine Jamison
Dec. 5, 2002	at Louisiana Tech	7-133/1	Marque Davis
		5-133/1	Deandre Gilbert
Sept. 25, 2010	at Ole Miss	8-130/1	Jamel Hamler
		6-102/0	Matt Lindsay
Sept. 29, 2012	San Diego State	9-120/1	Josh Harper
		8-102/0	Davante Adams
		10-100/3	Rashad Evans
Nov. 24, 2012	Air Force	7-158/1	Isaiah Burse
		9-141/2	Davante Adams
Aug. 29, 2013	Rutgers	14-148/2	Davante Adams
		13-118/0	Isaiah Burse
Sept. 20, 2013	Boise State	10-148/0	Isaiah Burse
		12-110/1	Davante Adams
Nov. 23, 2013	New Mexico	9-246/4	Davante Adams
		10-161/3	Josh Harper
		6-107/0	Isaiah Burse
Dec. 7, 2013	vs. Utah State	9-168/1	Davante Adams
		17-132/1	Isaiah Burse
Oct. 28, 2016	vs. Air Force	10-142/3	KeeSean Johnson
		4-115/0	Jamire Jordan
Oct. 14, 2017	vs. New Mexico	5-105/1	KeeSean Johnson
		3-108/2	Jamire Jordan
Sept. 29, 2018	vs. Toledo	6-102/2	KeeSean Johnson
		6-126/1	Jordan Mims (RB)
Dec. 5, 2020	at Nevada	6-113/1	Keric Wheatfall
		7-107/0	Jalen Cropper
Sept. 18, 2021	at No. 13 UCLA	14-141/1	Jalen Cropper
		8-120/0	Josh Kelly
Sept. 24, 2021	UNLV	10-108/4	Jalen Cropper
		5-115/0	Keric Wheatfall

100-Yard Rushing/Receiving Games (58)

Date	Opponent	Players	No.-Yds./TDs
Oct. 15, 1960	Cal Poly	Rusher: Dale Messer	10-111/1
		Receiver: Dale Messer	6-172/1
Nov. 14, 1964	Pacific	Rusher: Jim Long	7-160/3
		Receiver: Doyle Keith	6-179/1
Oct. 10, 1970	CS Northridge	Rusher: Henry Woodson	17-121/0
		Receiver: John Sexton	8-100/2
Nov. 20, 1982	UNLV	Rusher: Terry Carter	18-122/0
		Receiver: Henry Ellard	7-106/0
Sept. 24, 1983	at Pacific	Rusher: Ken Williams	20-108/1
		Receiver: Larry Willis	10-154/2
Nov. 16, 1985	at Long Beach State	Rusher: James Williams	30-176/3
		Receiver: Stephen Baker	6-214/1
Sept. 21, 1985	at Oregon State	Rusher: James Williams	26-117/1
		Receiver: Stephen Baker	5-166/1
Sept. 6, 1986	Montana State	Rusher: James Williams	9-106/2
		Receiver: Stephen Baker	4-107/1
		Receiver: Brock Smith	3-116-1
Oct. 4, 1986	at San Jose State	Rusher: James Williams	28-141-2
		Receiver: Stephen Baker	4-170/3
Dec. 10, 1988	vs. W. Michigan	Rusher: Darrell Rosette	23-149/2
		Receiver: Andre Alexander	3-103/2
Oct. 19, 1991	at New Mexico State	Rusher: Ron Rivers	19-102/0
		Receiver: Tydus Winans	3-111/0
Nov. 21, 1992	at San Diego State	Rusher: Ron Rivers	16-173/2
		Receiver: Malcolm Seabron	6-147/1
Sept. 25, 1993	Utah State	Rusher: Ron Rivers	18-106/1
		Receiver: Charlie Jones	3-108/1
Oct. 23, 1993	at BYU	Rusher: Ron Rivers	27-143/1
		Receiver: Charlie Jones	3-117/2
Nov. 13, 1993	Hawai'i	Rusher: Ron Rivers	10-107/0
		Receiver: Charlie Jones	6-121/1
Oct. 15, 1994	Wyoming	Rusher: Jerome Oliver	32-160/1
		Receiver: Charlie Jones	7-235/2
Nov. 26, 1994	at San Diego State	Rusher: Reggie Brown	35-161/3
		Receiver: Brian Roberson	11-213/0
Sept. 2, 1995	NE Louisiana	Rusher: Michael Pittman	25-181/1
		Receiver: Brian Roberson	9-111/1
Sept. 30, 1995	at UCLA	Rusher: Reggie Brown	21-144/0
		Receiver: Charlie Jones	7-115/0
Oct. 28, 1995	Air Force	Rusher: Reggie Brown	12-102/0
		Receiver: Jahine Arnold	5-133/0
Sept. 28, 1996	Hawai'i	Rusher: Michael Gray	26-129/1
		Rusher: Michael Pittman	20-108/0
		Receiver: Brian Roberson	6-103/0
Nov. 2, 1996	Boise State	Rusher: Michael Pittman	21-212/1
		Receiver: Brian Roberson	7-119/0



SELECT CIRCLES

100-Yard Rushing/Receiving Games (cont.)

Date	Opponent	Players	No.-Yds./TDs
Nov. 16, 1996	Air Force	Rusher: Michael Pittman Receiver: Brian Roberson	21-138/3 7-144/1
Sept. 26, 1998	Nevada	Rusher: Jaime Kimbrough Receiver: Charles Smith	26-164/1 5-122/0
Nov. 14, 1998	Hawai'i	Rusher: Jaime Kimbrough Receiver: Charles Smith	18-144/2 5-103/2
Sept. 25, 1999	at Nevada	Rusher: Derrick Ward Receiver: Charles Smith	14-176/2 5-110/1
Nov. 20, 1999	San Jose State	Rusher: Josh Levi Receiver: Rodney Wright	6-124/1 7-139/1
Sept. 22, 2001	at Tulsa	Rusher: Josh Levi Receiver: Bernard Berrian	7-107/0 9-169/2
Oct. 13, 2001	at Colorado State	Rusher: Paris Gaines Receiver: Rodney Wright	18-111/0 8-120/0
Nov. 23, 2001	San Jose State	Rusher: Paris Gaines Receiver: Bernard Berrian	18-107/1 8-109/1
Nov. 9, 2002	Tulsa	Rusher: Rodney Davis Receiver: Jermaine Jamison	31-145/1 4-102/1
Dec. 5, 2002	at Louisiana Tech	Rusher: Rodney Davis Receiver: Marque Davis Receiver: Deandre Gilbert	37-221/2 7-133/1 5-133/1
Nov. 5, 2005	San Jose State	Rusher: Wendell Mathis Receiver: Paul Williams	21-105/1 6-137/1
Nov. 10, 2005	Boise State	Rusher: Wendell Mathis Receiver: Paul Williams	25-121/1 6-149/2
Oct. 14, 2006	Hawai'i	Rusher: Lonyae Miller Receiver: Marlon Moore	16-113/1 3-100/1
Nov. 24, 2007	Kansas State	Rusher: Anthony Harding Receiver: Marlon Moore	22-115/1 9-134/2
Nov. 30, 2007	at New Mexico State	Rusher: Anthony Harding Receiver: Marlon Moore	28-121/1 4-106/0
Sept. 12, 2009	at Wisconsin	Rusher: Ryan Mathews Receiver: Devon Wylie	19-107/0 5-114/1
Oct. 31, 2009	Utah State	Rusher: Ryan Mathews Receiver: Seyi Ajirrotutu	23-185/2 7-124/1
Nov. 6, 2010	at Louisiana Tech	Rusher: Robbie Rouse Receiver: Jamel Hamler	43-286/1 8-118/3
Sept. 17, 2011	North Dakota	Rusher: Robbie Rouse Receiver: Jalen Saunders	27-110/2 3-154/2
Sept. 24, 2011	at Idaho	Rusher: Robbie Rouse Receiver: Jalen Saunders	25-112/0 5-142/2
Oct. 1, 2011	Ole Miss	Rusher: Robbie Rouse Receiver: Jalen Saunders	23-123/1 6-127/0
Sept. 1, 2012	Weber State	Rusher: Robbie Rouse Receiver: Davante Adams	22-123/2 7-118/2
Sept. 15, 2012	Colorado	Rusher: Robbie Rouse Receiver: Isaiah Burse	9-144/2 3-107/1
Sept. 22, 2012	at Tulsa	Rusher: Robbie Rouse Receiver: Josh Harper	27-135/1 7-115/1
Oct. 27, 2012	at New Mexico	Rusher: Robbie Rouse Receiver: Davante Adams	18-120/1 9-198/2
Nov. 10, 2012	at Nevada	Rusher: Robbie Rouse Receiver: Davante Adams	36-261/2 9-120/1
Nov. 24, 2012	Air Force	Rusher: Robbie Rouse Receiver: Isaiah Burse Receiver: Davante Adams	25-106/0 7-158/1 9-141/2
Oct. 5, 2013	at Idaho	Rusher: Marteze Waller Receiver: Davante Adams	19-157/2 16-185/3
Nov. 2, 2013	Nevada	Rusher: Josh Quezada Receiver: Josh Harper	17-115/0 17-253/2
Nov. 9, 2013	at Wyoming	Rusher: Josh Quezada Receiver: Josh Harper	16-105/1 9-159/0
Sept. 20, 2014	Southern Utah	Rusher: Marteze Waller Receiver: Da'Mari Scott	16-117/1 2-102/1
Oct. 10, 2014	at UNLV	Rusher: Marteze Waller Receiver: Da'Mari Scott	17-137/1 12-187/1
Sept. 10, 2016	Sacramento State	Rusher: Dontel James Receiver: Jamire Jordan	27-121/1 7-100/0
Oct. 27, 2018	Hawai'i	Rusher: Ronnie Rivers Receiver: KeeSean Johnson	11-125/1 8-102/0
Nov. 14, 2020	at Utah State	Rusher: Ronnie Rivers Receiver: Jalen Cropper	25-132/1 10-202/3
Oct. 30, 2021	at No. 21 San Diego St.	Rusher: Jordan Mims Receiver: Josh Kelly	29-186/2 5-107/0

100-Yard Rusher, 300-Yard Passer,
100-Yard Receiver (25)

Date	Opponent	Players	No.-Yds./TDs
Sept. 6, 1986	Montana State	Rusher: James Williams Passer: Kevin Sweeney Receiver: Stephen Baker	9-106/2 13-332/2 4-107/1
Oct. 4, 1986	at San Jose State	Receiver: Brock Smith Rusher: James Williams Passer: Kevin Sweeney	3-116/1 28-141/2 13-337/2
Oct. 19, 1991	at New Mexico State	Receiver: Stephen Baker Rusher: Ron Rivers Passer: Mark Barsotti	4-170/3 19-102/0 18-307/3
Oct. 23, 1993	at BYU	Receiver: Tydus Winans Rusher: Ron Rivers Passer: Trent Dilfer	3-111/0 27-143/1 21-456/4
Oct. 15, 1994	Wyoming	Receiver: Charlie Jones Rusher: Jerome Oliver Passer: Richie Donati	3-117/2 32-160/1 13-331/2
Nov. 26, 1994	at San Diego State	Receiver: Charlie Jones Rusher: Reggie Brown Passer: Richie Donati	7-235/2 35-161/3 23-338/1
Nov. 20, 1999	San Jose State	Receiver: Brian Roberson Rusher: Josh Levi Passer: Billy Volek	11-213/0 6-124/1 22-311/5
Sept. 22, 2001	at Tulsa	Receiver: Rodney Wright Rusher: Josh Levi Passer: David Carr	7-139/1 7-107/0 22-314/3
Oct. 13, 2001	at Colorado State	Receiver: Bernard Berrian Rusher: Paris Gaines Passer: David Carr	9-169/2 18-111/0 28-389/2
Nov. 23, 2001	San Jose State	Receiver: Rodney Wright Rusher: Paris Gaines Passer: David Carr	8-120/0 18-107/1 21-328/2
Dec. 5, 2002	at Louisiana Tech	Receiver: Bernard Berrian Rusher: Rodney Davis Passer: Paul Pinegar	8-109/1 37-221/2 18-321/3
Nov. 5, 2005	San Jose State	Receiver: Marque Davis Rusher: Wendell Mathis Passer: Paul Pinegar	7-133/1 5-133/1 21-105/1
Nov. 10, 2005	Boise State	Receiver: Deandre Gilbert Rusher: Wendell Mathis Passer: Paul Pinegar	5-133/1 22-368/3 6-137/1
Nov. 24, 2007	Kansas State	Receiver: Paul Williams Rusher: Wendell Mathis Passer: Paul Pinegar	25-121/1 22-317/2 6-149/2
Nov. 24, 2007	Kansas State	Receiver: Paul Williams Rusher: Anthony Harding Passer: Tom Brandstater	6-149/2 22-115/1 23-313/2
Sept. 24, 2011	at Idaho	Receiver: Marlon Moore Rusher: Robbie Rouse Passer: Derek Carr	9-134/2 25-112/0 24-371/5
Oct. 22, 2011	at Nevada	Receiver: Jalen Saunders Rusher: Robbie Rouse Passer: Derek Carr	5-142/2 25-172/2 20-315/3
Sept. 15, 2012	Colorado	Receiver: Devon Wylie Rusher: Robbie Rouse Passer: Derek Carr	5-108/0 9-144/2 17-300/5
Oct. 27, 2012	at New Mexico	Receiver: Isaiah Burse Rusher: Robbie Rouse Passer: Derek Carr	3-107/1 18-120/1 31-416/4
Nov. 24, 2012	Air Force	Receiver: Davante Adams Rusher: Robbie Rouse Passer: Derek Carr	9-198/2 25-106/0 28-452/4
Oct. 5, 2013	at Idaho	Receiver: Isaiah Burse Rusher: Marteze Waller Passer: Derek Carr	7-158/1 19-157/2 37-419/5
Nov. 2, 2013	Nevada	Receiver: Davante Adams Rusher: Josh Quezada Passer: Derek Carr	9-141/2 17-115/0 38-487/3
Nov. 9, 2013	at Wyoming	Receiver: Josh Harper Rusher: Josh Quezada Passer: Derek Carr	17-253/2 16-105/1 33-360/4
Oct. 10, 2014	at UNLV	Receiver: Josh Harper Rusher: Marteze Waller Passer: Brian Burrell	9-159/0 17-137/1 25-310/3
Nov. 14, 2020	at Utah State	Receiver: Josh Harper Rusher: Ronnie Rivers Passer: Jake Haener	12-187/1 25-132/1 29-422/4
Oct. 30, 2021	at No. 21 San Diego St.	Receiver: Jalen Cropper Rusher: Jordan Mims Passer: Jake Haener	10-202/3 29-186/2 25-306/1
Oct. 30, 2021	at No. 21 San Diego St.	Receiver: Josh Kelly Rusher: Jordan Mims Passer: Jake Haener	5-107/0 29-186/2 25-306/1

* Denotes bowl game



INDIVIDUAL RUSHING RECORDS

Rushing Yards (Career)

1.	Robbie Rouse, 2009-12	4,647
2.	Ron Rivers, 1991-93	3,473
3.	Ronnie Rivers, 2017-21	3,417
4.	Ryan Mathews, 2007-09	3,280
5.	Marteze Waller, 2012-15	3,108
6.	Michael Pittman, 1993-97	3,017
7.	Dwayne Wright, 2003-04, '06	2,683
8.	Dean Philpott, 1954-57	2,533
9.	Lorenzo Neal, 1990-92	2,405
10.	Bryson Sumlin, 2002-05	2,398
11.	Aaron Craver, 1989-90	2,316
12.	Wendell Mathis, 2004-05	2,308
13.	Jaime Kimbrough, 1995-98	2,250
14.	Kelly Skipper, 1985-88	2,237
15.	Ted Torosian, 1978-81	2,096
16.	Anthony Daigle, 1991-93	2,089
17.	Lonyae Miller, 2006-09	2,062

Rushing Yards (Season)

1.	Ryan Mathews, 2009	1,808
2.	Rodney Davis, 2002	1,586
3.	Robbie Rouse, 2011	1,549
4.	Robbie Rouse, 2012	1,490
5.	Ron Rivers, 1993	1,477
6.	Dwayne Wright, 2006	1,462
7.	Marteze Waller, 2014	1,368
8.	Wendell Mathis, 2005	1,313
	Aaron Craver, 1989	1,313
10.	Jaime Kimbrough, 1998	1,168
12.	Michael Pittman, 1996	1,132
13.	Robbie Rouse, 2010	1,129
14.	James Williams, 1985	1,111
14.	Jerome Oliver, 1994	1,106
15.	Bryson Sumlin, 2004	1,104
16.	Larry Willoughby, 1952	1,092
17.	Michael Pittman, 1997	1,057
18.	Paris Gaines, 2001	1,044
19.	Dwayne Wright, 2003	1,038
20.	Ron Rivers, 1992	1,007
21.	Aaron Craver, 1990	1,003

Rushing Touchdowns (Career)

1.	Ronnie Rivers, 2017-21	40
2.	Ryan Mathews, 2007-09	39
3.	Robbie Rouse, 2009-12	37
4.	Anthony Daigle, 1991-93	35
5.	Bryson Sumlin, 2002-05	29
	Michael Pittman, 1993-97	29
	Dean Philpott, 1954-57	29
8.	Ron Rivers, 1991-93	28
9.	Wendell Mathis, 2004-05	27
	Lorenzo Neal, 1990-92	27
11.	Aaron Craver, 1989-90	26
	Kelly Skipper, 1985-88	26

Rushing Touchdowns (Season)

1.	Ryan Mathews, 2009	19
2.	Anthony Daigle, 1992	17
	Aaron Craver, 1990	17
4.	Wendell Mathis, 2005	15
	Reggie Brown, 1994	15
6.	Ryan Mathews, 2007	14
	Ron Rivers, 1993	14
	Myron Jones, 1989	14
	James Williams, 1985	14
	Dale Messer, 1960	14
	Dean Philpott, 1957	14

Rushing Touchdowns (Game)

1.	Don Driscoll	5	CS Los Angeles, 1954
2.	Michael Pittman	4	San Jose State, 1997
	Marcus McMaryion (QB)	4	UCLA, 2018
	Mark Barsotti (QB)	4	Utah, 1989
4.	Numerous Players	3	--

Consecutive Games w/ Rushing TD

1.	Ron Rivers, 1992-93	12
2.	Wendell Mathis, 2005	10
3.	Robbie Rouse, 2011-12	9
	Aaron Craver, 1990	9

^ Missed game during streak

Rushing Attempts (Career)

1.	Robbie Rouse, 2009-12	898
2.	Ronnie Rivers, 2017-21	672
3.	Michael Pittman, 1993-97	647
4.	Marteze Waller, 2012-15	618
5.	Ryan Mathews, 2007-09	534
6.	Ron Rivers, 1991-93	525
7.	Dwayne Wright, 2003-04,06	501
8.	Bryson Sumlin, 2002-05	496
9.	Kelly Skipper, 1985-88	494
10.	Lorenzo Neal, 1990-92	487

Rushing Attempts (Season)

1.	Robbie Rouse, 2011	329
2.	Rodney Davis, 2002	313
3.	Robbie Rouse, 2012	282
4.	Ryan Mathews, 2009	276
5.	Dwayne Wright, 2006	261
6.	Jerome Oliver, 1994	258
7.	Wendell Mathis, 2005	248
8.	Aaron Craver, 1989	247
9.	Michael Pittman, 1997	238
10.	Ron Rivers, 1993	230

Rushing Attempts (Game)

1.	Robbie Rouse	43	Louisiana Tech, 2010
2.	Michael Pittman	39	Oregon, 1996
3.	Ryan Mathews	38	at Cincinnati, 2009
4.	Robbie Rouse	37	at Hawai'i, 2011
	Rodney Davis	37	vs. Georgia Tech, 2002
	Rodney Davis	37	at Louisiana Tech, 2002
	Jerome Oliver	37	Oregon St., 1994
8.	Robbie Rouse	36	at Nevada, 2012
	Robbie Rosue	36	at No. 10 Nebraska, 2011
9.	Reggie Brown	35	at San Diego St., 1994
	Jerome Oliver	35	at Hawai'i, 1994

Rushing Yards Per Carry (Career)

<i>Minimum 200 Attempts</i>		
1.	Ron Rivers, 1991-93	6.6 (525 att.-3,473 yds.)

Rushing Yards Per Carry (Season)

<i>Minimum 50 Attempts</i>		
1.	Don Driscoll, 1954	8.9 (50 att.-446 yds.)

Rushing Yards Per Carry (Game)

<i>Minimum 10 Attempts</i>			
1.	Don Driscoll	17.1	San Francisco St., 1958
2.	Larry Willoughby	16.0	at San Diego St., 1952
3.	Bob Garner	13.5	at BYU, 1956
4.	Don Driscoll	12.9	Cal State LA, 1954
5.	Derrick Ward	12.6	at Nevada, 1999
6.	Ryan Mathews	12.3	No. 10 Boise St., 2009
7.	Ryan Mathews	12.2	at Nevada, 2007
	Bryson Sumlin	12.2	Hawai'i, 2004
	Jaime Kimbrough	12.2	UTEP, 1998
10.	Lonyae Miller	12.1	Idaho, 2008
	Wendell Mathis	12.1	at Hawai'i, 2005

Rushing Yards Per Carry (Game)

<i>Minimum 20 Attempts</i>			
1.	Dwayne Wright	11.8	at Louisiana Tech, 2006
2.	Ryan Mathews	11.6	San Jose St., 2009
3.	Michael Pittman	10.1	Boise St., 1996
4.	Rodney Davis	9.6	SMU, 2002
5.	Dean Jones	9.5	at Montana St., 1977
6.	Lorenzo Neal	9.3	at Pacific, 1992
7.	Ronnie Rivers	8.8	vs. Arizona State, 2018
8.	Larry Willoughby	8.6	San Francisco St., 1952
9.	Dale Messer	8.4	San Diego St., 1958
10.	Robbie Rouse	8.3	Nevada, 2010
11.	Lonyae Miller	8.1	Hawai'i, 2008
	Jaime Kimbrough	8.1	at New Mexico, 1998
	Ron Rivers	8.1	UTEP, 1993
	James Williams	8.1	Long Beach St., 1986

100-Yard Rushing Games (Career)

1.	Robbie Rouse, 2009-12	21
2.	Ron Rivers, 1991-93	18
3.	Ryan Mathews, 2007-09	16
4.	Wendell Mathis, 2004-05	13
	Michael Pittman, 1993-97	13
	Aaron Craver, 1989-90	13
7.	Dwayne Wright, 2003-04, '06	12
8.	Marteze Waller, 2012-15	11
	James Williams, 1985-86	11

100-Yard Rushing Games (Season)

1.	Ryan Mathews, 2009	11
2.	Robbie Rouse, 2012	9
3.	Robbie Rouse, 2011	8
	Dwayne Wright, 2006	8
	Ron Rivers, 1993	8
	Aaron Craver, 1989	8
7.	Marteze Waller, 2014	7
	Wendell Mathis, 2005	7
	Rodney Davis, 2002	7
	James Williams, 1985	7
11.	Wendell Mathis, 2004	6
	Jaime Kimbrough, 1998	6
	Michael Pittman, 1997	6
	Michael Pittman, 1996	6
15.	Bryson Sumlin, 2004	5
	Jerome Oliver, 1994	5
	Ron Rivers, 1992	5
	Ron Rivers, 1991	5



INDIVIDUAL RUSHING RECORDS

Consecutive 100-Yard Rushing Games

1.	Ryan Mathews	9	Games 1-9	2009
2.	Wendell Mathis	5	Games 6-10	2005
3.	Marteze Waller	4	Games 7-10	2014
	Robbie Rouse	4	Games 9-12	2012
	Robbie Rouse	4	Games 1-4	2012
	Robbie Rouse	4	Games 2-5	2011
	Robbie Rouse	4	Games 6-9	2010
	Dwayne Wright	4	Games 9-12	2006
	Wendell Mathis	4	Games 9-12	2004
	Michael Pittman	4	Games 7-10	1996
	Aaron Craver	4	Games 1-4	1989

200-Yard Rushing Games (Career)

1.	Robbie Rouse, 2009-12	3
2.	Ryan Mathews, 2007-09	2
	Rodney Davis, 2002-03	2
	Michael Pittman, 1993-97	2
	Ron Rivers, 1991-93	2

150-Yard Rushing Games (Career)

1.	Robbie Rouse, 2009-12	8
	Ryan Mathews, 2007-09	8
3.	Michael Pittman, 1993-97	5
	Ron Rivers, 1991-93	5
5.	Marteze Waller, 2012-15	4
	Dwayne Wright, 2003-04, '06	4

Most Rushing Yards in a Bulldog Debut

Player	Att-Yds-TD	Opponent
1.	James Williams 25-156-2	UNLV, 1985
2.	Henry Woodson 21-152-3	Hayward St., 1970

Fastest to 1,000 Yards in a Season

Sorted by the Number of Games Played in When Surpassing 1,000 Yards

Name	Game	Year
1.	Ryan Mathews 7th	2009
2.	Robbie Rouse 9th	2011
	Robbie Rouse 9th	2010
	Ron Rivers 9th	1993
	Aaron Craver 9th	1989
6.	Marteze Waller 10th	2014
	Robbie Rouse 10th	2012
	Dwayne Wright 10th	2006
	Wendell Mathis 10th	2005
	Rodney Davis 10th	2002
	Michael Pittman 10th	1996
	Aaron Craver 10th	1990
13.	Bryson Sumlin 11th	2004
	Jaime Kimbrough 11th	1998
	Michael Pittman 11th	1997
	Jerome Oliver 11th	1994
	James Williams 11th	1985
18.	Paris Gaines 13th	2001
	Ron Rivers 13th	1992
20.	Dwayne Wright 14th	2003
	Larry Willoughby	1952

Fastest to 1,000 Yards in a Season

Sorted by Number of Carries to Get 1,000 Yards

Name	Carries	Year
1.	Ryan Mathews 138	2009
2.	Marteze Waller 147	2014
3.	Bryson Sumlin 167	2004
4.	Aaron Craver 171	1989
5.	James Williams 175	1985
6.	Wendell Mathis 176	2005
7.	Robbie Rouse 177	2010
8.	Dwayne Wright 181	2003
9.	Rodney Davis 189	2002
10.	Robbie Rouse 196	2012

Rushing Yards by a Quarterback (Season)

1.	Dean Jones, 1977	746
2.	Dean Jones, 1976	646
3.	Bill Yancy, 1978	386
4.	Brian Burrell, 2014	360
5.	Marcus McMaryion, 2017	302
6.	Marcus McMaryion, 2018	294
7.	Jorge Reyna, 2019	264
8.	Mark Barsotti, 1990	248
9.	Mark Barsotti, 1989	244
10.	Mark Barsotti, 1991	213

Rushing Yards by a Quarterback (Game)

1.	Dean Jones 199	at Montana State, 1977
2.	Bill Yancy 142	McNeese State, 1978
3.	Dean Jones 132	at CS Fullerton, 1977
4.	Dean Jones 123	CS Fullerton, 1976
5.	Dean Jones 121	Montana State, 1976
6.	Dean Jones 102	San Diego State, 1977

Rushing TDs by a Quarterback (Season)

1.	Dean Jones, 1977	10
2.	Dean Jones, 1976	8
	Mark Barsotti, 1989	8
	Beau Carter, 1961	8
	Marcus McMaryion, 2018	8
5.	Mark Barsotti, 1991	7
6.	Kilton Anderson, 2015	5
	David Carr, 2001	5
	Mark Barsotti, 1990	5

Rushing TDs by a Quarterback (Game)

1.	Mark Barsotti 4	Utah, 1989
	Marcus McMaryion 4	UCLA, 2018
2.	Trent Dilfer 3	UNLV, 1991

1,000-YARD RUSHERS (1-5)

1) Larry Willoughby, 1952

	Att.	Yards	TDs	
S 20	UC Davis			
O 4	Pepperdine			
O 10	at San Jose State			
O 18	Utah State			
O 24	at Occidental			
N 1	at San Diego State	10	160	2
N 8	at Nevada	9	252	0
N 15	Pacific			
N 22	San Francisco State	23	198	1
N 29	Whittier	24	113	2
Totals (10 games)	141	1,092	11	

2) James Williams, 1985

	Att.	Yards	TDs	
S 14	UNLV	25	156	2
S 21	at Oregon State	26	117	1
S 28	Cal Poly	14	109	1
O 5	Hawai'i	5	16	0
O 12	San Jose State	10	38	0
O 19	at New Mexico State	19	105	1
O 26	at Utah State	18	106	2
N 2	CS Fullerton	8	61	1
N 9	at Pacific	1	-3	0
N 16	at Long Beach State	30	176	3
N 21	Wichita State	23	136	2
D 14	vs. Bowling Green*	18	94	1
Totals (12 games)	197	1,111	14	

3) Aaron Craver, 1989

	Att.	Yards	TDs	
S 2	Utah	22	103	0
S 9	Montana	22	103	1
S 16	at Pacific	22	135	0
S 23	Long Beach State	14	116	1
O 7	Oregon State	21	79	0
O 14	at Utah State	19	101	1
O 21	CS Fullerton	19	124	2
O 28	UNLV	28	212	1
N 4	San Jose State	34	88	0
N 11	at New Mexico State	13	132	3
N 18	at New Mexico	11	55	0
D 9	vs. Ball State*	22	65	0
Totals (12 games)	247	1,313	9	

4) Aaron Craver, 1990

	Att.	Yards	TDs	
S 1	Eastern Michigan	30	99	1
S 8	New Mexico	31	175	2
S 15	at Utah	25	74	2
S 22	New Mexico State	26	95	2
S 29	CS Fullerton	24	121	2
O 6	at Northern Illinois	15	27	1
O 13	Utah State	24	115	1
O 20	Long Beach State		- DNP -	
N 3	at UNLV	17	136	3
N 10	Pacific	17	105	3
N 17	at San Jose State	15	56	0
Totals (10 games)	225	1,003	17	

5) Ron Rivers, 1992

	Att.	Yards	TDs	
S 5	at Pacific	9	43	0
S 12	at Oregon State	4	12	0
S 19	Colorado State	10	119	1
S 26	Washington State	9	35	0
O 3	Louisiana Tech	10	68	0
O 10	at BYU	5	28	0
O 17	at Hawai'i	15	74	1
O 24	New Mexico	16	102	2
O 31	Wyoming	19	105	1
N 7	Utah	14	66	0
N 21	at San Diego State	16	173	2
N 28	at UTEP	8	79	1
D 29	vs. USC*	19	104	1
Totals (13 games)	154	1,007	9	



1,000-YARD RUSHING SEASONS (6-19)

6) Ron Rivers, 1993

	Att.	Yards	TDs
S 4 at Baylor.....	12	75	2
S 11 Oregon State.....	18	155	3
S 18 at New Mexico.....	32	205	1
S 25 Utah State.....	18	106	1
O 9 at Colorado State.....	13	52	1
O 16 Air Force.....	16	135	1
O 23 at BYU.....	27	143	1
O 30 at Wyoming.....	20	73	1
N 6 UTEP.....	21	171	1
N 13 Hawai'i.....	10	107	0
N 20 San Diego State.....	29	218	2
D 25 vs. Colorado*.....	14	37	0
Totals (12 games).....	230	1,477	14

7) Jerome Oliver, 1994

	Att.	Yards	TDs
A 29 vs. No. 20 Ohio State.....	1	-7	0
S 3 San Jose State.....		- DNP -	
S 20 at Washington State.....	13	23	0
S 17 Oregon State.....	37	220	1
S 24 at Hawai'i.....	35	148	2
O 8 No. 22 BYU.....	29	96	1
O 15 Wyoming.....	32	160	1
O 22 at Air Force.....	10	13	0
O 29 New Mexico.....	24	155	0
N 5 Nevada.....	15	58	1
N 12 at UTEP.....	20	69	0
N 19 Colorado State.....	31	127	1
N 26 at San Diego State.....	11	44	1
Totals (12 games).....	258	1,106	8

8) Michael Pittman, 1996

	Att.	Yards	TDs
A 31 Oregon.....	39	151	2
S 7 at No. 18 Auburn.....	6	19	0
S 21 Utah.....	5	26	0
S 28 Hawai'i.....	20	108	0
O 12 San Jose State.....	13	41	0
O 19 at Wyoming.....	19	77	0
O 26 at UNLV.....	27	130	3
N 2 Boise State.....	21	212	1
N 9 Colorado State.....	26	157	3
N 16 Air Force.....	21	138	3
N 23 at San Diego State.....	17	73	1
Totals (11 games).....	214	1,132	13

9) Michael Pittman, 1997

	Att.	Yards	TDs
A 30 Portland State.....		- DNP -	
S 6 Baylor.....	28	204	2
S 13 at Oklahoma State.....	16	12	0
S 20 at Oregon.....	24	131	1
O 2 Utah.....	31	112	0
O 11 at Hawai'i.....	16	48	0
O 18 at No. 17 Air Force.....	25	105	0
O 25 UNLV.....	14	82	0
N 1 at San Jose State.....	23	107	4
N 8 at Colorado State.....	20	71	0
N 15 San Diego State.....	16	47	0
N 22 Wyoming.....	25	138	1
Totals (11 games).....	238	1,057	8

10) Jaime Kimbrough, 1998

	Att.	Yards	TDs
S 12 at Colorado.....	22	107	1
S 19 at Texas Tech.....	24	40	1
S 26 Nevada.....	26	164	1
O 3 BYU.....	22	66	0
O 10 at TCU.....	14	21	0
O 17 at Utah.....	10	40	0
O 24 UTEP.....	15	184	1
O 31 at New Mexico.....	20	161	3
N 7 at San Diego State.....	11	29	0
N 14 Hawai'i.....	18	144	2
N 21 at San Jose State.....	31	213	1
Totals (11 games).....	213	1,168	10

11) Paris Gaines, 2001

	Att.	Yards	TDs
A 26 at Colorado.....	16	43	1
S 2 No. 10 Oregon State.....	20	69	1
S 8 at No. 23 Wisconsin.....	19	86	0
S 22 at Tulsa.....	7	27	0
S 29 Louisiana Tech.....	27	203	2
O 13 at Colorado State.....	18	111	0
O 19 Boise State.....	25	97	1
O 26 at Hawai'i.....	19	46	0
N 3 Rice.....	10	63	0
N 10 at SMU.....	12	61	0
N 17 at Nevada.....	10	50	1
N 23 San Jose State.....	18	107	1
D 1 Utah State.....	9	55	0
D 31 vs. Michigan State*.....	10	26	1
Totals (14 games).....	220	1,044	8

12) Rodney Davis, 2002

	Att.	Yards	TDs
A 23 at No. 25 Wisconsin.....	8	19	0
A 29 San Diego State.....	16	80	0
S 7 at No. 13 Oregon.....	20	118	1
S 21 at Oregon State.....	17	78	0
S 28 at Rice.....	23	90	0
O 4 Colorado State.....	18	115	1
O 12 SMU.....	21	201	1
O 18 at Boise State.....	9	30	0
O 25 Hawai'i.....	28	140	1
N 9 Tulsa.....	31	145	1
N 16 Nevada.....	22	98	0
N 23 at San Jose State.....	26	98	0
D 5 Louisiana Tech.....	37	221	2
D 31 vs. Georgia Tech*.....	37	153	2
Totals (14 games).....	313	1,586	9

13) Dwayne Wright, 2003

	Att.	Yards	TDs
A 30 at No. 12 Tennessee.....	1	0	0
S 5 Oregon State.....	9	29	0
S 13 at No. 1 Oklahoma.....	8	83	1
S 20 Louisiana Tech.....	25	177	1
S 27 Portland State.....	19	113	0
O 4 at Colorado State.....	19	79	0
O 11 at Hawai'i.....	5	19	0
O 25 Rice.....	12	96	0
N 1 at SMU.....	15	45	0
N 8 at Nevada.....	20	91	1
N 15 San Jose State.....	15	106	0
N 21 No. 20 Boise State.....	16	45	0
N 29 at UTEP.....	13	97	0
D 30 vs. UCLA*.....	13	58	0
Totals (14 games).....	190	1,038	3

14) Bryson Sumlin, 2004

	Att.	Yards	TDs
S 5 at Washington.....	2	3	0
S 11 at No. 13 Kansas State.....	13	70	2
S 18 Portland State.....	26	127	0
O 2 at Louisiana Tech.....	11	57	0
O 9 UTEP.....	26	160	1
O 23 at No. 16 Boise State.....	7	10	0
O 30 SMU.....	14	56	2
N 6 at Rice.....	10	26	1
N 12 Hawai'i.....	18	220	3
N 20 Nevada.....	18	147	1
N 27 at San Jose State.....	25	134	3
D 27 vs. No. 18 Virginia*.....	21	94	0
Totals (12 games).....	191	1,104	13

15) Wendell Mathis, 2005

	Att.	Yards	TDs
S 10 Weber State.....	14	77	3
S 17 at Oregon.....	18	70	1
S 27 Toledo.....	9	27	1
O 8 at New Mexico State.....	22	105	1
O 15 Utah State.....	21	97	1

O 22 at Idaho.....	11	101	1
O 29 at Hawai'i.....	19	229	3
N 5 San Jose State.....	21	105	1
N 10 Boise State.....	25	121	1
N 19 at No. 1 USC.....	23	109	1
N 26 at Nevada.....	17	86	0
D 2 Louisiana Tech.....	17	69	0
D 31 vs. Tulsa*.....	31	117	1
Totals (13 games).....	248	1,313	15

16) Dwayne Wright, 2006

	Att.	Yards	TDs
S 1 Nevada.....	26	158	3
S 9 No. 20 Oregon.....	29	154	1
S 16 at Washington.....	28	136	2
S 30 Colorado State.....	16	77	1
O 7 at Utah State.....	26	138	0
O 14 Hawai'i.....	11	16	0
O 21 at No. 14 LSU.....	15	42	0
N 1 at Boise State.....	17	86	0
N 11 New Mexico State.....	26	121	2
N 18 Idaho.....	19	133	0
N 24 at Louisiana Tech.....	25	295	1
D 2 at San Jose State.....	23	106	1
Totals (12 games).....	261	1,462	11

17) Ryan Mathews, 2009

	Att.	Yards	TDs
S 5 UC Davis.....	11	106	1
S 12 at Wisconsin.....	19	107	0
S 18 No. 10 Boise State.....	19	234	3
S 26 at No. 14 Cincinnati.....	38	145	1
O 10 at Hawai'i.....	24	149	1
O 17 San Jose State.....	20	233	1
O 24 at New Mexico State.....	25	157	2
O 31 Utah State.....	23	185	2
N 7 at Idaho.....	26	143	3
N 14 at Nevada.....	8	32	0
N 21 Louisiana Tech.....		- DNP -	
D 5 at Illinois.....	32	173	3
D 19 vs. Wyoming*.....	31	144	2
Totals (12 games).....	276	1,808	19

18) Robbie Rouse, 2010

	Att.	Yards	TDs
S 4 Cincinnati.....	20	40	0
S 18 Utah State.....		- DNP -	
S 25 at Ole Miss.....	7	22	0
O 2 Cal Poly.....	14	70	1
O 9 Hawai'i.....	9	43	0
O 16 New Mexico State.....	16	150	2
O 23 at San Jose State.....	27	116	2
N 6 at Louisiana Tech.....	43	286	1
N 13 No. 21 Nevada.....	26	217	2
N 19 at No. 3 Boise State.....	17	70	0
N 27 Idaho.....	12	83	0
D 3 Illinois.....		- DNP -	
D 18 vs. Northern Illinois*.....	14	32	0
Totals (11 games).....	205	1,129	8

19) Robbie Rouse, 2011

	Att.	Yards	TDs
S 3 vs. California.....	17	86	1
S 10 at No. 10 Nebraska.....	36	169	0
S 17 North Dakota.....	27	110	2
S 24 at Idaho.....	25	112	0
O 1 Ole Miss.....	28	123	1
O 7 No. 5 Boise State.....	10	72	0
O 15 Utah State.....	24	140	1
O 22 at Nevada.....	25	172	2
N 5 Louisiana Tech.....	24	96	0
N 12 at New Mexico State.....	23	86	2
N 19 at Hawai'i.....	37	176	1
N 26 San Jose State.....	33	151	2
D 3 at San Diego State.....	20	56	1
Totals (13 games).....	329	1,549	13



1,000-YARD RUSHING SEASONS (20-21)

20) Robbie Rouse, 2012

	Att.	Yards	TDs
S 1 Weber State	22	123	2
S 8 at No. 4 Oregon	27	115	1
S 15 Colorado	9	144	2
S 22 at Tulsa	27	135	1
S 29 San Diego State	21	70	2
O 6 at Colorado State	26	124	0
O 13 at No. 22 Boise State	25	77	0
O 20 Wyoming	20	91	0
O 27 at New Mexico	18	120	1
N 3 Hawai'i	13	102	1
N 10 at Nevada	36	261	2
N 24 Air Force	25	106	0
D 24 vs. SMU*	13	22	0
Totals (13 games)	282	1,490	12

21) Marteze Waller, 2014

	Att.	Yards	TDs
A 30 at No. 15 USC	16	97	2
S 6 at Utah	15	61	0
S 13 No. 21 Nebraska	7	19	0
S 20 Southern Utah	16	117	1
S 26 at New Mexico	19	163	0
O 3 San Diego State	16	67	1
O 10 at UNLV	17	137	1
O 17 at Boise State	18	164	2
N 1 Wyoming	18	116	1
N 8 San Jose State	22	145	1
N 22 at Nevada	6	46	0
N 29 Hawai'i	25	137	2
D 6 at Boise State^	15	23	0
D 24 vs. Rice*	15	76	0
Totals (14 games)	225	1,368	11

^ Mountain West Championship Game
* Bowl Game

Top 50 Single-Game Rushing Bests

Player	Opponent, Year	Car.	YG	YL	Net	Avg.	TD
1. Dwayne Wright	at Louisiana Tech, 2006	25	300	5	295	11.8	1
2. Robbie Rouse	at Louisiana Tech, 2010	43	286	0	286	6.7	1
3. Robbie Rouse	at Nevada, 2012	36	264	3	261	7.2	2
4. Larry Willoughby	at Nevada, 1952	9	252	0	252	28.0	0
5. Ryan Mathews	No. 10 Boise St., 2009	19	238	4	234	12.3	3
6. Ryan Mathews	San Jose St., 2009	20	234	1	233	11.6	1
7. Wendell Mathis	at Hawai'i, 2005	19	229	0	229	12.1	3
8. Jim Long	Cal Poly, 1964	29	222	0	222	7.6	3
9. Rodney Davis	at Louisiana Tech, 2002	37	224	3	221	6.0	2
10. Jerome Oliver	Oregon St., 1994	37	226	6	220	5.9	1
Bryson Sumlin	Hawai'i, 2004	18	222	2	220	12.2	3
12. Ron Rivers	San Diego St., 1993	29	221	3	218	7.5	2
13. Robbie Rouse	Nevada, 2010	26	219	2	217	8.3	2
14. Jaime Kimbrough	San Jose St., 1998	31	213	1	212	6.8	1
Aaron Craver	UNLV, 1989	28	220	8	212	7.6	1
Michael Pittman	Boise St., 1996	21	214	2	212	10.1	1
Ronnie Rivers	Arizona St., 2018	24	214	2	212	8.8	2
18. Michael Pittman	Baylor, 1997	28	211	3	208	7.4	2
19. Ron Rivers	at New Mexico, 1993	32	211	6	205	6.4	1
20. Paris Gaines	Louisiana Tech, 2001	27	204	1	203	7.5	2
21. Rodney Davis	SMU, 2002	21	203	2	201	9.6	1
22. Dean Jones	at Montana St., 1977	21	199	0	199	9.5	2
23. Larry Willoughby	San Francisco St., 1952	23	198	0	198	8.6	1
24. Lorenzo Neal	at Pacific, 1992	21	200	4	196	9.3	1
25. Larry Miller	at New Mexico St., 1972	34	195	0	195	5.7	2
26. Wendell Mathis	at Louisiana Tech, 2004	28	194	3	191	6.8	1
27. Don Driscoll	San Francisco St., 1954	11	190	2	188	17.1	3
28. Dale Messer	San Diego St., 1958	22	186	0	186	8.4	0
Jordan Mims	at No. 21 San Diego St., 2021	29	192	6	186	6.4	2
30. Ryan Mathews	Utah St., 2009	23	185	0	185	8.0	2
31. Jaime Kimbrough	UTEP, 1998	15	184	0	184	12.2	1
32. Michael Pittman	Louisiana Monroe, 1995	25	184	3	181	7.2	1
33. Lonyae Miller	Idaho, 2008	15	181	0	181	12.1	1
34. Dwayne Wright	Louisiana Tech, 2003	25	179	2	177	7.1	1
Ronnie Rivers	at San Jose State, 2019	29	191	14	177	6.1	1
36. Robbie Rouse	at Hawai'i, 2011	37	177	1	176	4.8	1
Wendell Mathis	Hawai'i, 2004	23	177	1	176	7.7	3
Derrick Ward	at Nevada, 1999	14	177	1	176	12.6	2
James Williams	at Long Beach St., 1985	30	176	0	176	5.9	3
40. Aaron Craver	New Mexico, 1990	31	177	2	175	5.7	2
41. Ryan Mathews	at Illinois, 2009	32	180	7	173	5.4	3
Ron Rivers	at San Diego St., 1992	16	175	2	173	10.8	2
43. Robbie Rouse	at Nevada, 2011	25	181	9	172	6.9	2
44. James Williams	Long Beach St., 1986	21	171	0	171	8.1	1
Ron Rivers	UTEP, 1993	21	172	1	171	8.1	1
Ryan Mathews	at Nevada, 2007	14	171	0	171	12.2	3
47. Dean Philpott	Hawai'i, 1956	19	170	0	170	8.9	0
48. Robbie Rouse	at No. 10 Nebraska, 2011	36	169	0	169	4.7	0
Ken Lovely	at Montana St., 1979	23	175	6	169	7.6	0
Kenny Gleason	Chico St., 1937	—	169	—	169	—	—
Dontel James	at Nevada, 2016	27	169	3	169	6.3	1

Longest Runs from Scrimmage (70+)

Player	Opponent, Year	Gain	TD
1. Robbie Rouse	Colorado, 2012	94	Yes
Josh Levi	San Jose State, 1999	94	Yes
3. Bill Yancy (QB)	at McNeese State, 1978	92	Yes
4. Lonyae Miller	Idaho, 2008	90	Yes
Dale Messer	Hawai'i, 1960	90	--
Larry Willoughby	at Nevada, 1952	90	--
Walt Byrd	Cal Tech, 1934	90	--
8. Bryson Sumlin	Hawai'i, 2004	89	--
9. Derrick Ward	at Nevada, 1999	86	Yes
10. Jordan Mims	vs. New Mexico, 2020	84	Yes
11. Jalen Cropper (WR)	UNLV, 2019	82	--
12. Lonyae Miller	Hawai'i, 2008	80	Yes
Jaime Kimbrough	at New Mexico, 1998	80	Yes
Ron Rivers	at San Diego St., 1992	80	Yes
15. Jalen Cropper (WR)	at New Mexico St., 2019	79	Yes
16. Wendell Mathis	at Hawai'i, 2005	78	Yes
Ron Rivers	at New Mexico, 1991	78	Yes
18. Ryan Mathews	at Idaho, 2009	77	Yes
Duke Snider	at UC Santa Barbara, 1954	77	--
Jack Kelly	Fort Ord, 1942	77	--
21. Marteze Waller	at Boise State, 2014	76	Yes
Ronnie Rivers	Hawai'i, 2018	76	Yes
23. Derrick Ward	Colorado State, 1999	75	Yes
24. Ken Lovely	at Montana State, 1979	74	--
25. Bernard Berrian (WR)	at Nevada, 2001	73	--
Anthony Daique	UNLV, 1991	73	Yes
Dean Jones	CS Fullerton, 1976	73	--
28. Lonyae Miller	at Nevada, 2007	72	Yes
Steve Woods	at Montana State, 1981	72	Yes
Steve Woods	CS Fullerton, 1978	72	Yes
Walt Jensen	CS Northridge, 1968	72	--
Jim Long	South Dakota St., 1964	72	--
33. Dwayne Wright	at Louisiana Tech, 2006	71	--
34. Jim Long	Pacific, 1964	70	--



INDIVIDUAL PASSING RECORDS

Passing Yards (Career)

1. Derek Carr, 2009-13	12,842
2. Kevin Sweeney, 1983-86	10,808
3. Paul Pinegar, 2002-05	10,136
4. Mark Barsotti, 1988-91	8,093
5. David Carr, 1997-01	7,849
6. Trent Dilfer, 1991-93	7,631
7. Tom Brandstater, 2005-08	6,857
8. Billy Volek, 1996-99	6,532
9. Marcus McMaryion, 2017-18	6,355
10. Jake Haener, 2020-pres.	6,117

Passing Yards (Season)

1. Derek Carr, 2013	5,082*
2. David Carr, 2001	4,839
3. Derek Carr, 2012	4,104
4. Jake Haener, 2021	4,096
5. Trent Dilfer, 1993	3,799
6. Marcus McMaryion, 2018	3,629
7. Derek Carr, 2011	3,544
8. Paul Pinegar, 2005	3,335
9. Kevin Sweeney, 1984	3,259
10. Trent Dilfer, 1992	3,000

Passing Completions (Career)

1. Derek Carr, 2009-13	1,086
2. Paul Pinegar, 2002-05	848
3. Kevin Sweeney, 1983-86	740
4. David Carr, 1997-01	587
5. Tom Brandstater, 2005-08	584
6. Billy Volek, 1996-99	578
7. Mark Barsotti, 1988-91	559
8. Trent Dilfer, 1991-93	511
9. Marcus McMaryion, 2017-18	511
10. Jake Haener, 2020-21	479

Passing Completions (Season)

1. Derek Carr, 2013	453*
2. Derek Carr, 2012	344
David Carr, 2001	344
4. Jake Haener, 2021	329
5. Marcus McMaryion, 2018	293
6. Derek Carr, 2011	279
7. Paul Pinegar, 2005	265
8. Trent Dilfer, 1993	254
9. Brian Burrell, 2014	252
10. Billy Volek, 1999	249

Passing Completions (Game)

1. Derek Carr	52*	Rutgers, 2013
2. Derek Carr	42	San Diego State, 2012
3. Jake Haener	41	at Nevada, 2020
4. Dave Telford	40	Utah State, 1987
5. Jake Haener	39	at No. 18 UCLA, 2021
Derek Carr	39	Nevada, 2013
Derek Carr	39	Boise State, 2013
Derek Carr	39	Louisiana Tech, 2011
9. Derek Carr	38	at San Jose State, 2013
10. Derek Carr	37	at Idaho, 2013
Trent Dilfer	37	vs. Colorado, 1993

Pass Completion Percentage (Career)

Minimum 300 Attempts

1. Derek Carr, 2009-13	.666	1086-of-1630
2. Jake Haener, 2020-pres.	.663	479-of-722
3. Marcus McMaryion, 2017-18	.657	511-of-778
4. Jorge Reyna, 2017-19	.647	244-of-377
5. David Carr, 1997-01	.628	587-of-934
6. Ryan Colburn, 2007-10	.621	412-of-663
7. Paul Pinegar, 2002-05	.604	848-of-1405
8. Billy Volek, 1996-99	.601	578-of-962
9. Trent Dilfer, 1991-93	.591	511-of-865
10. Tom Brandstater, 2005-08	.590	584-of-990

Pass Completion Percentage (Season)

Minimum 75 Attempts

1. Derek Carr, 2013	.687	453-of-659
2. Marcus McMaryion, 2018	.686	293-of-427
3. Derek Carr, 2012	.673	344-of-511
4. Jake Haener, 2021	.671	329-of-490
5. Billy Volek, 1999	.650	249-of-383
6. Jorge Reyna, 2019	.647	236-of-365
7. Jake Haener, 2020	.647	150-of-232
8. David Carr, 2001	.645	344-of-533
9. Mark Barsotti, 1992	.644	123-of-191
10. Trent Dilfer, 1993	.641	254-of-396

Passing Attempts (Career)

1. Derek Carr, 2009-13	1,630
2. Paul Pinegar, 2002-05	1,405
3. Kevin Sweeney, 1983-86	1,355
4. Mark Barsotti, 1988-91	1,031
5. Tom Brandstater, 2005-08	990
6. Billy Volek, 1996-99	962
7. David Carr, 1997-01	934
8. Trent Dilfer, 1991-93	865
9. Marcus McMaryion, 2017-18	778
10. Jake Haener, 2020-pres.	722

Passing Attempts (Season)

1. Derek Carr, 2013	659*
2. David Carr, 2001	533
3. Derek Carr, 2012	511
4. Jake Haener, 2021	490
5. Derek Carr, 2011	446
6. Brian Burrell, 2014	432
7. Marcus McMaryion, 2018	427
8. Kevin Sweeney, 1984	421
9. Paul Pinegar, 2005	416
10. Paul Pinegar, 2002	403

Passing Attempts (Game)

1. Derek Carr	73*	Rutgers, 2013
2. Dave Telford	70	Utah State, 1987
3. Jake Haener	65	at Nevada, 2020
3. Trent Dilfer	63	vs. Colorado, 1993
4. Derek Carr	60	Boise State, 2013
5. Brian Burrell	59	No. 21 Nebraska, 2014
6. Derek Carr	57	at San Diego State, 2013
7. David Carr	56	vs. Michigan St., 2001
8. Derek Carr	55	Nevada, 2013
Derek Carr	55	San Diego State, 2012
10. Derek Carr	54	vs. USC, 2013
Derek Carr	54	vs. SMU, 2012
Paul Pinegar	54	Louisiana Tech, 2005
Trent Dilfer	54	at Colorado St., 1993
14. Jake Haener	53	at No. 18 UCLA, 2021
Derek Carr	53	vs. Utah State, 2013
Paul Pinegar	53	at Boise State, 2002
16. Kevin Sweeney	51	Montana State, 1984
17. Jake Haener	50	at Hawai'i, 2021
Derek Carr	50	at San Jose State, 2013
Jeff Tedford	50	Bowling Green, 1982

Pass Completion Percentage (Game)

Minimum 10 Attempts, no more than 20 Attempts

1. Ryan Colburn	1.000	14-of-14	at Idaho, 2009
2. Mark Barsotti	.833	15-of-18	at New Mexico, 1988
3. Jorge Reyna	.800	16-of-20	Utah State, 2019

Pass Completion Percentage (Game)

Minimum, more than 20 Attempts

1. Derek Carr	.875	28-of-32	Air Force, 2012
2. Kevin Sweeney	.841	22-of-27	Wichit State, 1985
3. Trent Dilfer	.816	31-of-38	at Baylor, 1993
4. Derek Carr	.800	20-of-25	Weber State, 2012
Kevin Sweeney	.800	28-of-35	at Pacific, 1985
6. Derek Carr	.796	39-of-49	Louisiana Tech, 2011

Top 50 Single-Game Passing Bests

Player	Opponent, Year	Cmp.	Att.	INT	Pct.	Yards	TD	Player	Opponent, Year	Cmp.	Att.	INT	Pct.	Yards	TD
1. Derek Carr	San Diego State, 2012	42	55	2	.764	536	5	Dave Telford	at Utah State, 1987	40	70	3	.571	400	1
2. Dave Telford	at Pacific, 1987	32	47	1	.681	536	3	28. Derek Carr	at New Mexico St., 2011	22	34	0	.647	391	3
3. David Carr	vs. Michigan State, 2001	35	56	2	.625	531	4	David Carr	vs. Air Force, 2000	22	33	1	.667	391	5
4. Trent Dilfer	vs. Colorado, 1993	37	63	1	.587	523	2	30. David Carr	at Colorado State, 2001	28	37	0	.757	389	2
5. Derek Carr	New Mexico, 2013	27	37	0	.730	522	7	31. Jake Haener	at Hawai'i, 2021	28	50	4	.560	388	3
6. Derek Carr	at San Jose State, 2013	38	50	1	.760	519	6	30. Jake Haener	Cal Poly, 2021	17	22	0	.773	380	4
7. Derek Carr	Nevada, 2013	39	55	0	.709	487	3	31. Jeff Tedford	Montana State, 1982	16	25	1	.640	373	3
8. Jake Haener	at Nevada, 2020	41	65	0	.631	485	2	Jeff Tedford	Bowling Green, 1982	31	50	4	.620	373	3
9. Kevin Sweeney	Montana State, 1984	32	51	1	.686	476	2	33. Kevin Sweeney	Utah State, 1984	18	30	0	.600	372	2
10. Trent Dilfer	at Baylor, 1993	31	38	0	.816	473	3	34. Derek Carr	at Idaho, 2011	24	37	2	.649	371	5
11. Derek Carr	Boise State, 2013	39	60	0	.650	460	4	Paul Pinegar	at Boise State, 2002	27	53	2	.509	371	3
12. Derek Carr	Rutgers, 2013	52	73	1	.712	456	5	36. Paul Pinegar	San Jose State, 2005	22	35	0	.629	368	1
13. Trent Dilfer	at BYU, 1993	21	34	0	.618	456	4	David Carr	at Nevada, 2001	23	34	1	.676	368	4
14. Jake Haener	at No. 13 UCLA, 2021	39	53	1	.736	455	2	Kevin Sweeney	New Mexico St., 1984	25	42	0	.595	368	4
15. Derek Carr	Air Force, 2012	28	32	0	.875	452	4	Marcus McMaryion	Toledo, 2018	24	31	1	.774	368	4
16. David Carr	Utah State, 2001	21	27	0	.778	432	6	40. Jeff Tedford	UNLV, 1981	16	30	3	.533	365	2
17. Jake Haener	at Utah State, 2020	29	38	1	.763	422	4	41. Derek Carr	vs. SMU, 2012	33	54	2	.611	362	1
18. Derek Carr	at Idaho, 2013	37	48	1	.771	419	5	42. Ryan Colburn	at Nevada, 2010	24	35	1	.686	362	2
19. Paul Pinegar	at Oregon, 2005	33	43	1	.767	418	3	43. Derek Carr	at Wyoming, 2013	33	46	0	.717	360	4
20. Derek Carr	at New Mexico, 2012	31	44	1	.705	416	4	Richie Donati	at San Diego State, 1995	21	38	2	.553	360	2
21. Trent Dilfer	at Colorado State, 1993	31	54	0	.574	415	3	45. Paul Pinegar	Louisiana Tech, 2005	33	54	2	.611	358	3
22. Derek Carr	UNLV, 2013	33	48	0	.688	412	4	46. Richie Donati	Colorado State, 1994	21	49	0	.429	356	2
Jim Arellanes	UTEP, 1995	22	31	0	.710	412	5	48. Jim Arellanes	San Jose State, 1996	21	29	0	.724	356	3
24. Paul Pinegar	at Nevada, 2005	30	45	1	.667	405	4	48. Jake Haener	vs. New Mexico, 2020	26	43	1	.605	350	3
25. Derek Carr	vs. Utah State, 2013	36	53	2	.679	404	3	49. Billy Volek	at Texas Tech, 1998	19	32	0	.593	349	0
26. David Carr	at Hawai'i, 2001	28	45	1	.622	400	4	50. Jim Arellanes	at San Diego State, 1996	23	34	3	.676	348	1



INDIVIDUAL PASSING RECORDS

Most Touchdown Passes (Career)

1. Derek Carr, 2009-13	113
2. Paul Pinegar, 2002-05	84
3. David Carr, 1997-01	70
4. Kevin Sweeney, 1983-86	69
5. Billy Volek, 1996-99	57
6. Trent Dilfer, 1991-93	53
7. Mark Barsotti, 1988-91	50
8. Tom Brandstater, 2005-08	47
<i>Jake Haener, 2020-pres.</i>	47
9. Marcus McMaryion, 2017-18	39

Most Touchdown Passes (Season)

1. Derek Carr, 2013	50*
2. David Carr, 2001	46†
3. Derek Carr, 2012	37
4. Jake Haener, 2021	33
5. Paul Pinegar, 2005	30
Billy Volek, 1999	30
Trent Dilfer, 1993	30
8. Derek Carr, 2011	26
9. Marcus McMaryion, 2018	25
10. Jeff Tedford, 1982	24
11. Paul Pinegar, 2004	23
David Carr, 2000	23
13. Brian Burrell, 2014	22
14. Trent Dilfer, 1992	21
Jackie Fellows, 1942	21

Most Touchdown Passes (Game)

1. Derek Carr	7*	New Mexico, 2013
2. Zack Greenlee	6	at Hawai`i, 2015
Derek Carr	6	at San Jose State, 2013
David Carr	6	Utah State, 2001
Bill Yancy	6	Long Beach State, 1978
6. Jake Haener	5	UNLV, 2021
Derek Carr	5	at Idaho, 2013
Derek Carr	5	Rutgers, 2013
Derek Carr	5	San Diego State, 2012
Derek Carr	5	Colorado, 2012
Derek Carr	5	at Idaho, 2011
David Carr	5	Rice, 2001
David Carr	5	Air Force, 2000
Billy Volek	5	San Jose State, 1999
Jim Arellanes	5	UTEP, 1995
Jeff Tedford	5	Pacific, 1982

Most Games With 4 or More TD Passes (Career)

1. Derek Carr, 2009-13	14
2. David Carr, 1997-01	7
3. <i>Jake Haener, 2020-pres.</i>	4
4. Marcus McMaryion, 2017-18	3
5. Paul Pinegar, 2002-05	2

Most Games With 5 or More TD Passes (Career)

1. Derek Carr, 2009-13	8
2. David Carr, 1997-01	3
3. <i>Jake Haener, 2020-pres.</i>	1
Billy Volek, 1996-99	1
Jim Arellanes, 1995-96	1
Jeff Tedford, 1981-82	1
Bill Yancy, 1978	1

Most 300-Yard Passing Games (Career)

1. Derek Carr, 2009-13	20
2. David Carr, 1997-01	13
3. <i>Jake Haener, 2020-pres.</i>	12
4. Paul Pinegar, 2002-05	10
5. Kevin Sweeney, 1983-86	9
6. Jim Arellanes, 1995-96	5
Trent Dilfer, 1991-93	5
Mark Barsotti, 1988-91	5
9. Richie Donati, 1993-96	4
Jeff Tedford, 1981-82	4
Marcus McMaryion, 2017-18	4

Most 300-Yard Passing Games (Season)

1. David Carr, 2001	11
2. Derek Carr, 2013	10
3. Jake Haener, 2021	8
4. Derek Carr, 2012	6
Paul Pinegar, 2005	6
6. Trent Dilfer, 1993	5
7. Derek Carr, 2011	4
Jake Haener, 2020	4
9. Paul Pinegar, 2002	3
Jim Arellanes, 1996	3
Richie Donati, 1994	3
Mark Barsotti, 1990	3
Kevin Sweeney, 1986	3
Kevin Sweeney, 1984	3

Most 400-Yard Passing Games (Career)

1. Derek Carr, 2009-13	11
2. Trent Dilfer, 1991-93	4
3. <i>Jake Haener, 2020-pres.</i>	3
David Carr, 1997-01	3
5. Paul Pinegar, 2002-05	2
Dave Telford, 1987-88	2
7. Jim Arellanes, 1995-96	1
Kevin Sweekey, 1983-86	1

Most 400-Yard Passing Games (Season)

1. Derek Carr, 2013	8
2. Trent Dilfer, 1993	4
3. Derek Carr, 2012	3
David Carr, 2001	3
5. Jake Haener, 2020	2

Most 500-Yard Passing Games (Career)

1. Derek Carr, 2009-13	3
2. David Carr, 1997-01	1
Trent Dilfer, 1991-93	1
Dave Telford, 1987-88	1

Highest Passing Efficiency Rating (Season)

1. Trent Dilfer, 1993	167.2
2. Marcus McMaryion, 2018	157.0
3. Derek Carr, 2013	156.1

Most Interceptions (Career)

1. Paul Pinegar, 2002-05	49
Kevin Sweeney, 1983-86	49

Most Interceptions (Season)

1. Jeff Tedford, 1982	22
Neftali Cortez, 1975	22

Most Interceptions (Game)

1. Ron Hudson	6	Humboldt State, 1968
---------------	---	----------------------

Lowest Interception Percentage (Career)

Minimum 150 Attempts

Name, Year	INT %	Int-Att
1. Billy Volek, 1996-99	1.25	12-962
2. Marcus McMaryion, 2017-18	1.28	10-778
3. Derek Carr, 2009-13	1.47	24-1630

Lowest Interception Percentage (Season)

Minimum 100 Attempts

Name, Year	INT %	Int-Att
1. Billy Volek, 1999	0.78	3-383
2. Billy Volek, 1998	1.15	3-261
3. Marcus McMaryion, 2018	1.17	5-427
4. Derek Carr, 2013	1.21	8-659
5. Trent Dilfer, 1993	1.26	5-396
6. Derek Carr, 2012	1.37	7-511
7. Marcus McMaryion, 2017	1.42	5-351
8. Tom Brandstater, 2007	1.48	5-337
9. David Carr, 2001	1.69	9-533
10. Derek Carr, 2011	2.01	9-446

Consecutive Passes Without an Interception

1. Trent Dilfer, 1992-93	318
2. Derek Carr, 2013	306
3. Billy Volek, 1999	206
4. Derek Carr, 2013	180
5. Derek Carr, 2012	160
6. Marcus McMaryion, 2018	155
7. Marcus McMaryion, 2018	153
8. Marcus McMaryion, 2017	149
9. Billy Volek, 1999	111

Full season includes Fresno State bowl game statistics:

** Mountain West Record*

! NCAA Leader That Season



3,000-YARD PASSING SEASONS (10)

1) Kevin Sweeney, 1984

	C-A-I	Yards	TDs
S1 at Arizona	13-28-0	204	2
S8 at Boise State	19-31-1	270	2
S15 Cal Poly	13-29-2	231	2
S22 Long Beach State	12-26-1	155	1
S29 New Mexico State	25-42-0	368	4
O6 at Hawai'i	20-41-4	258	1
O20 Utah State	18-30-0	372	2
O27 at San Jose State	12-23-0	238	2
N3 at CS Fullerton	22-37-2	239	1
N10 Pacific	22-41-1	229	0
N17 Montana State	32-51-1	476	2
N24 at UNLV	19-42-1	219	1
Totals (12 games)	227-421-13	3,259	20

2) Trent Dilfer, 1992

	C-A-I	Yards	TDs
S5 at Pacific	10-18-0	167	1
S12 at Oregon State	14-36-2	250	1
S19 Colorado State	16-26-1	251	3
S26 Washington State	15-31-3	246	1
O3 Louisiana Tech	13-20-1	172	5
O10 at BYU	17-38-2	288	1
O17 at Hawai'i	15-29-1	250	1
O24 New Mexico	15-28-0	188	1
O31 Wyoming	19-30-0	282	2
N7 Utah	13-25-1	223	0
N21 at San Diego State	15-29-1	268	2
N28 at UTEP	13-22-2	251	3
D29 vs. USC*	13-28-0	164	0
Totals (13 games)	188-360-14	3,000	21

3) Trent Dilfer, 1993

	C-A-I	Yards	TDs
S4 at Baylor	31-38-0	473	3
S11 Oregon State	16-25-4	152	1
S18 at New Mexico	19-26-0	244	3
S25 Utah State	14-23-0	295	3
O9 at Colorado State	31-54-0	415	3
O16 Air Force	12-20-0	165	0
O23 at BYU	21-34-0	456	4
O30 at Wyoming	21-34-0	309	2
N6 UTEP	17-24-0	227	2
N13 Hawai'i	14-22-0	268	4
N20 San Diego State	21-33-0	272	3
D25 vs. No. 17 Colorado*	37-63-1	523	2
Totals (12 games)	254-396-5	3,799	30

4) David Carr, 2001

	C-A-I	Yards	TDs
A26 at Colorado	21-36-0	198	1
S2 No. 10 Oregon State	21-34-0	340	4
S8 at No. 23 Wisconsin	22-38-1	240	2
S22 at Tulsa	22-29-1	314	3
S29 Louisiana Tech	26-42-0	319	2
O13 at Colorado State	28-37-0	389	2
O19 Boise State	30-49-1	345	3
O26 at Hawai'i	28-45-1	400	4
N3 Rice	20-32-0	334	5
N10 at SMU	25-37-2	292	4
N17 at Nevada	23-34-1	368	4
N23 at San Jose State	21-36-0	328	2
D1 Utah State	21-27-0	432	6
D31 vs. Michigan State*	35-56-2	531	4
Totals (14 games)	344-533-9	4,839	46

5) Paul Pinegar, 2005

	C-A-I	Yards	TDs
S10 Weber State	14-18-0	189	2
S17 at Oregon	33-43-1	418	3
S27 Toledo	9-16-0	69	2
O8 at New Mexico State	10-19-0	112	2
O15 Utah State	10-17-1	138	2
O22 at Idaho	21-33-0	228	1
O29 at Hawai'i	15-25-2	213	1
N5 San Jose State	22-35-0	368	3
N10 Boise State	22-36-1	307	2
N19 at No. 1 USC	27-45-4	317	4
N26 at Nevada	30-45-1	405	4
D2 Louisiana Tech	33-54-3	358	3
D31 vs. Tulsa*	19-30-2	213	1
Totals (13 games)	265-416-15	3,335	30

6) Derek Carr, 2011

	C-A-I	Yards	TDs
S3 vs. California	21-33-1	150	1
S10 at No. 10 Nebraska	20-41-0	254	1
S17 North Dakota	11-17-0	235	2
S24 at Idaho	24-37-2	371	5
O1 Ole Miss	25-37-1	281	1
O7 No. 5 Boise State	17-30-1	126	0
O15 Utah State	23-39-0	248	2
O22 at Nevada	20-37-0	315	3
N5 Louisiana Tech	39-49-2	290	3
N12 at New Mexico State	22-34-0	391	3
N19 at Hawai'i	19-29-0	271	2
N26 San Jose State	19-28-1	276	1
D3 at San Diego State	19-35-1	336	2
Totals (13 games)	279-446-9	3,544	26

7) Derek Carr, 2012

	C-A-I	Yards	TDs
S1 Weber State	20-25-0	298	2
S8 at No. 4 Oregon	29-47-0	234	1
S15 Colorado	17-22-1	300	5
S22 at Tulsa	26-44-0	231	1
S29 San Diego State	42-55-2	536	5
O6 at Colorado State	25-39-0	217	4
O13 at No. 22 Boise State	29-43-1	266	1
O20 Wyoming	32-48-0	268	3
O27 at New Mexico	31-44-1	416	4
N3 Hawai'i	15-23-0	304	4
N10 at Nevada	17-35-0	220	2
N24 Air Force	28-32-0	452	4
D24 vs. SMU*	33-54-2	362	1
Totals (13 games)	344-511-7	4,104	37

8) Derek Carr, 2013

	C-A-I	Yards	TDs
A29 Rutgers	52-73-1	456	5
S7 Cal Poly	22-31-0	205	3
S20 Boise State	39-60-0	460	4
S28 at Hawai'i	33-47-2	324	2
O5 at Idaho	37-48-1	419	5
O19 UNLV	33-48-0	412	4
O26 at San Diego State	35-57-0	298	2
N2 Nevada	39-55-0	487	3
N9 at Wyoming	33-46-0	360	4
N23 New Mexico	27-37-0	522	7
N29 at San Jose State	38-50-1	519	6
D7 vs. Utah State^	36-53-2	404	3
D21 vs. USC*	29-54-1	216	2
Totals (13 games)	453-659-8	5,082	50

9) Marcus McMaryion, 2018

	C-A-I	Yards	TDs
S1 Idaho	19-26-0	207	0
S8 at Minnesota	23-32-1	205	2
S15 at UCLA	22-33-0	270	1
S29 Toledo	24-31-1	368	4
O6 at Nevada	20-28-0	241	2
O13 Wyoming	22-32-0	287	2
O20 at New Mexico	20-30-0	280	3
O27 Hawai'i	21-31-0	284	4
N3 at UNLV	26-35-1	274	2
N9 at Boise State	24-35-0	283	1
N17 San Diego State	17-24-0	267	1
N24 San Jose State	20-29-0	317	2
D1 at Boise State^	20-32-0	170	1
D15 vs. Arizona State*	15-29-2	176	0
Totals (14 games)	293-427-5	3,629	25

* Bowl Game | ^ Mountain West Championship Game

10) Jake Haener, 2021

	C-A-I	Yards	TDs
A28 UConn	20-26-0	331	3
S4 at Oregon	30-43-0	298	1
S11 Cal Poly	17-22-0	380	4
S18 at No. 13 UCLA	39-53-1	455	2
S24 UNLV	30-42-1	378	5
O2 at Hawai'i	28-50-4	388	3
O16 at Wyoming	15-28-0	96	2
O23 Nevada	26-38-0	256	2
O30 at No. 21 San Diego St.	25-42-0	306	1
N6 Boise State	22-38-3	279	2
N13 New Mexico	24-31-0	300	3
N25 at San Jose State	27-36-0	343	4
D18 vs UTEP*	26-41-0	286	1
Totals (13 games)	329-490-9	4,096	33

* Bowl Game



RECEIVING RECORDS

Pass Receptions (Career)

1.	KeeSean Johnson, 2015-2018	275
2.	Davante Adams, 2012-13	233
3.	Josh Harper, 2011-14	228
4.	Rodney Wright, 1998-01	222
5.	Isaiah Burse, 2010-13	209
6.	Bernard Berrian, 1999-03	199
7.	Brian Roberson, 1993-96	188
8.	Charlie Jones, 1992-95	187
9.	Charles Smith, 1998-01	171
10.	Larry Willis, 1983-84	142

Pass Receptions by a TE (Career)

1.	Jared Rice, 2016-2019	113
2.	Bear Pascoe, 2005-08	112

Pass Receptions (Season)

1.	Davante Adams, 2013	131*
2.	Rodney Wright, 2001	104
3.	Davante Adams, 2012	102*
4.	Isaiah Burse, 2013	99
5.	KeeSean Johnson, 2018	95
6.	Josh Harper, 2014	90
7.	Jalen Cropper, 2021	85
8.	Bernard Berrian, 2001	85
9.	Josh Harper, 2013	79
	Larry Willis, 1984	79

Pass Receptions by at TE (Season)

1.	Jared Rice, 2018	55
2.	Bear Pascoe, 2007	45

Pass Receptions (Game)

1.	Isaiah Burse	17	vs. Utah State, 2013
	Josh Harper	17	Nevada, 2013
3.	Davante Adams	16	at Idaho, 2013
	Ron Jenkins	16	at Pacific, 1987
	Larry Willis	16	Montana State, 1984
6.	Stephone Paige	15	Bowling Green, 1982
	Lloyd Madden	15	at Pacific, 1967
8.	Jalen Cropper	14	at No. 18 UCLA, 2021
	Davante Adams	14	Rutgers, 2013
	Josh Harper	14	Rutgers, 2013
	Rodney Wright	14	Boise State, 2001
12.	Davante Adams	13	at San Jose State, 2013
	Isaiah Burse	13	Rutgers, 2013
	Davante Adams	13	vs. SMU, 2012
	Devon Wylie	13	Louisiana Tech, 2011
	Bernard Berrian	13	Boise State, 2003
	Rodney Wright	13	vs. Michigan State, 2001
	Rodney Wright	13	California, 2000
	Larry Willis	13	New Mexico St., 1984
20.	Jalen Cropper	12	vs. New Mexico, 2020
	Josh Harper	12	at UNLV, 2014
	Davante Adams	12	at San Diego State, 2013
	Davante Adams	12	Boise State, 2013
	Davante Adams	12	at No. 4 Oregon, 2012
25.	Davante Adams	11	at Wyoming, 2013
	Davante Adams	11	Wyoming, 2012
	Brian Roberson	11	at San Diego St., 1994
28.	Jalen Cropper	10	UNLV, 2021
	Jalen Cropper	10	at Utah State, 2020
	KeeSean Johnson	10	Air Force, 2016
	KeeSean Johnson	10	San Diego State, 2018
	Jamire Jordan	10	at Utah State, 2016
	Josh Harper	10	at Boise State-, 2014
	Isaiah Burse	10	at San Jose State, 2013
	Josh Harper	10	New Mexico, 2013
	Isaiah Burse	10	at San Diego State, 2013
	Isaiah Burse	10	Boise State, 2013
	Rashad Evans	10	San Diego State, 2012
	Matt Rivera	10	Louisiana Tech, 2005
	Brian Roberson	10	at Utah, 1996
	Charlie Jones	10	at Hawai'i, 1995
	Larry Willis	10	at Pacific, 1983
	Ted Torosian	10	at San Jose State, 1980

Pass Receptions (In One Half)

1.	Davante Adams	13	at Idaho, 2013
2.	Isaiah Burse	10	vs. Utah State, 2013
3.	Josh Harper	9	Nevada, 2013
	Davante Adams	9	vs. SMU, 2012
	Ron Jenkins	9	Pacific, 1987
	Stephone Paige	9	Bowling Green, 1982

Career Games with 10 or More Receptions

1.	Davante Adams, 2012-13	9
2.	Josh Harper, 2011-14	5
	Isaiah Burse, 2010-13	5
4.	Jalen Cropper, 2019-pres.	4
5.	Rodney Wright, 1998-01	3
	Larry Willis, 1983-84	3
7.	Brian Roberson, 1993-96	2
	KeeSean Johnson, 2015-18	2
9.	Ten Players	1

Receiving Yardage (Career)

1.	KeeSean Johnson, 2015-2018	3,463
2.	Charlie Jones, 1992-95	3,344
3.	Rodney Wright, 1998-01	3,274
4.	Davante Adams, 2012-13	3,030
5.	Brian Roberson, 1993-96	2,956
6.	Henry Ellard, 1979-82	2,947
7.	Josh Harper, 2011-14	2,938
8.	Bernard Berrian, 1999-03	2,849
9.	Isaiah Burse, 2010-13	2,503
10.	Charles Smith, 1998-01	2,368
11.	Larry Willis, 1983-84	2,260
12.	Jamire Jordan, 2015-18	2,249
13.	Seyi Ajitrotutu, 2007-09	1,963
14.	Marque Davis, 1999-03	1,876
15.	Malcolm Seabron, 1990-93	1,874

Receiving Yardage by a TE (Career)

1.	Jared Rice, 2016-2019	1,365
2.	Bear Pascoe, 2005-08	1,294

Receiving Yardage (Season)

1.	Davante Adams, 2013	1,718
2.	Rodney Wright, 2001	1,630
3.	Henry Ellard, 1982	1,510
4.	Bernard Berrian, 2001	1,364
5.	KeeSean Johnson, 2018	1,340
6.	Davante Adams, 2012	1,312*
7.	Larry Willis, 1984	1,251
8.	Brian Roberson, 1996	1,248
9.	Charlie Jones, 1995	1,171
10.	Josh Harper, 2014	1,097

Receiving Yardage (Game) - Page 101

Yards Per Reception (Career)

Minimum 50 Receptions

1.	Stephen Baker, 1985-86	26.3 (62-for-1629)
2.	Henry Ellard, 1979-82	21.4 (138-for-2947)
3.	Stephone Paige, 1981-82	20.4 (58-for-1185)
4.	Jalen Saunders, 2010-11	19.1 (80-for-1527)

Yards Per Reception (Season)

Minimum 50 Receptions

1.	Henry Ellard, 1982	24.4 (62-for-1510)
2.	Jalen Saunders, 2011	21.3 (50-for-1065)

Yards Per Reception (Game)

Minimum 5 Receptions

1.	Aaron Peck	38.8	UNLV, 2016
2.	Charlie Jones	33.6	Wyoming, 1994
3.	Henry Ellard	32.0	at Nevada, 1982
4.	Henry Ellard	31.7	Montana State, 1982
5.	Jalen Saunders	28.4	at Idaho, 2011
6.	Charlie Jones	28.0	UTEP, 1995
7.	Davante Adams	27.6	UNLV, 2013
8.	Davante Adams	27.3	New Mexico, 2013

Receiving Touchdowns (Career)

1.	Davante Adams, 2012-13	38*
2.	Josh Harper, 2011-14	29
3.	Bernard Berrian, 1999-03	25
	Charlie Jones, 1992-95	25
	Henry Ellard, 1979-82	25
6.	KeeSean Johnson, 2015-2018	24
7.	Rodney Wright, 1998-01	23
8.	Charles Smith, 1998-01	19
9.	Malcolm Seabron, 1990-93	18
10.	Jalen Cropper, 2019-pres.	16
	Joe Fernandez, 2002-06	16

Receiving Touchdowns by a TE (Career)

1.	Marty Thompson, 1989-92	11
	Jared Rice, 2016-19	11
3.	Bear Pascoe, 2005-08	10

Receiving Touchdowns (Season)

1.	Davante Adams, 2013	24*
2.	Henry Ellard, 1982	15
3.	Davante Adams, 2012	14*
4.	Josh Harper, 2013	13
	Bernard Berrian, 2001	13
6.	Jalen Saunders, 2011	12
	Malcolm Seabron, 1983	12
8.	Jalen Cropper, 2021	11
	Rodney Wright, 2001	11
	Gary Boreham, 1970	11
11.	Charlie Jones, 1995	9
	John Sexton, 1970	9
	Chuck Toy, 1950	9

Receiving Touchdowns by a TE (Season)

1.	Marty Thompson, 1991	8
2.	Vince Branstetter, 1999	4
	Billy Jack Pierce, 1999	4
	Alec Greco, 2000	4
	Bear Pascoe, 2007	4
	Bear Pascoe, 2008	4
	Marcel Jensen, 2012	4
	Chad Olsen, 2014	4
	Jared Rice, 2019	4

Receiving Touchdowns (Game)

1.	Jalen Cropper	4	UNLV, 2021
	Davante Adams	4	New Mexico, 2013
	Davante Adams	4	UNLV, 2013
	Jim Molich	4	Occidental, 1942
	Charlie Jones	4	UTEP, 1995
5.	Lloyd Madden	3	at Pacific, 1967
	Henry Ellard	3	Long Beach State, 1982
	Stephone Paige	3	Pacific, 1982
	Larry Willis	3	New Mexico State, 1984
	Bernard Berrian	3	Utah State, 2001
	Bear Pascoe	3	at Texas A&M, 2007
	Rashad Evans	3	San Diego State, 2012
	Davante Adams	3	at San Jose State, 2013
	Josh Harper	3	New Mexico, 2013
	Davante Adams	3	at Idaho, 2013
	KeeSean Johnson	3	Air Force, 2016
	KeeSean Johnson	3	Nevada, 2017
	Jalen Cropper	3	at Utah State, 2020

Consecutive Games with a Touchdown

1.	Davante Adams, 2012-13	11
2.	Davante Adams, 2013	9
3.	Jalen Cropper, 2020-21	8
	Henry Ellard, 1982	8
5.	Jalen Saunders, 2011	7
6.	Bernard Berrian, 2001	5
7.	Rodney Wright, 2001	4

* - Denotes Mountain West Record

! - Denotes Led NCAA that season

\$ - Denotes NCAA Record

^ - Denotes MW Freshman Record

-- Denotes Mountain West Championship Game



Top 50 Single-Game Receiving Bests

Player	Opponent, Year	Rec.	Yards	Avg.	TD
1. Rodney Wright	vs. Michigan State, 2001	13	299	23.0	2
2. Larry Willis	Montana State, 1984	16	282	17.6	2
3. Davante Adams	at San Jose State, 2013	13	264	20.3	3
4. Josh Harper	Nevada, 2013	17	253	14.9	2
5. Davante Adams	New Mexico, 2013	9	246	27.3	4
Stephone Paige	Bowling Green, 1982	15	246	16.4	2
7. Charlie Jones	Wyoming, 1994	7	235	33.6	2
8. Larry Willis	New Mexico State, 1984	13	231	17.8	3
9. Henry Ellard	at Nevada, 1982	7	230	32.0	2
10. Charlie Jones	UTEP, 1995	8	224	28.0	4
11. Henry Ellard	Montana State, 1982	7	222	31.7	2
12. Davante Adams	UNLV, 2013	8	221	27.6	4
Jahine Arnold	at San Diego State, 1995	9	221	24.6	1
14. Brian Roberson	at San Diego State, 1994	11	213	19.4	0
15. Brian Roberson	San Jose State, 1996	9	204	22.7	2
16. Jalen Cropper	at Utah State, 2020	10	202	20.2	3
17. Davante Adams	at New Mexico, 2012	9	198	22.0	2
18. Aaron Peck	at UNLV, 2016	5	194	38.8	2
19. Josh Harper	at UNLV, 2014	12	187	15.6	1
20. Davante Adams	at Idaho, 2013	16	185	11.6	3
21. Rodney Wright	Oregon State, 2001	7	182	26.0	2
22. Rodney Wright	Boise State, 2001	14	179	12.8	1
23. Charlie Jones	BYU, 1994	7	177	25.3	1
24. Jalen Saunders	at New Mexico State, 2011	7	174	24.9	2
Rodney Wright	California, 2000	13	174	13.4	2
26. Charlie Jones	at Baylor, 1993	7	173	24.7	2
KeeSean Johnson	San Jose State, 2018	7	173	24.7	1
28. Lloyd Madden	at Pacific, 1967	15	172	11.5	1
29. Bernard Berrian	at Tulsa, 2001	9	169	18.8	2
30. Davante Adams	vs. Utah State, 2013	9	168	18.7	1
31. Bernard Berrian	vs. Air Force, 2000	7	162	23.1	2
32. Josh Harper	New Mexico, 2013	10	161	16.1	3
Anthony Williams	at Pacific, 1987	7	161	21.6	1
34. Josh Harper	at Wyoming, 2013	9	159	17.7	0
35. Isaiah Burse	Air Force, 2012	7	158	22.6	1
Bernard Berrian	Utah State, 2001	4	158	39.5	3
Ron Jenkins	at Pacific, 1987	16	158	9.9	0
38. Rodney Wright	UTEP, 1999	7	156	22.2	1
39. Jalen Saunders	North Dakota, 2011	3	154	51.3	2
Larry Willis	at Pacific, 1983	10	154	15.4	2
Henry Ellard	Long Beach State, 1982	9	154	17.1	3
42. Jahine Arnold	at Hawai'i, 1995	8	152	19.0	1
43. Joe Fernandez	at Nevada, 2005	9	150	16.6	1
44. Devon Wylie	Louisiana Tech, 2011	13	149	11.5	1
Paul Williams	Boise State, 2005	6	149	24.8	2
David Dunn	vs. Colorado, 1993	9	149	16.6	0
Dwight Pickens	Utah State, 1988	7	149	21.3	1
KeeSean Johnson	at New Mexico, 2018	8	149	18.6	2
49. Davante Adams	Rutgers, 2013	14	148	10.6	2
Isaiah Burse	Boise State, 2013	10	148	14.8	0
50. Enis Gilbeau	UNLV, 1979	8	147	18.4	2

Longest Pass Completions

Yards	Quarterback	Receiver	Opponent	TD
98	Paul Pinegar	Paul Williams	Boise State, 2005	Yes
97	Derek Carr	Isaiah Burse	Colorado, 2012	Yes
95	Kevin Sweeney	Stephen Baker	Oregon State, 1985	Yes
92	Ryan Colburn	Marlon Moore	UC Davis, 2009	Yes
92	Michael Ross	Malcolm Seabron	Utah, 1992	Yes
91	Mark Barsotti	Stephen Shelley	Ball State, 1989	Yes
90	Dave Telford	Anthony Williams	Pacific, 1987	Yes
89	Derek Carr	Davante Adams	at New Mexico, 2012	Yes
88	Derek Carr	Jalen Saunders	at San Diego State, 2011	Yes
88	Jeff Tedford	Tony Woodruff	Southern Illinois, 1981	Yes
86	Jake Haener	Jalen Cropper	UConn, 2021	Yes
86	Derek Carr	Jalen Saunders	North Dakota, 2011	Yes
86	Marcus McMaryion	Jamire Jordan	San Diego State, 2018	Yes
85	Chason Virgil	Jamire Jordan	at Toledo, 2016	Yes
83	Billy Volek	Rodney Wright	at SMU, 1999	Yes
82	Zack Greenlee	Jamire Jordan	No. 21 Utah, 2015	Yes
81	Zack Greenlee	Da'Mari Scott	Southern Utah, 2014	Yes
81	Bill Hume	Larry Emerzian	Pacific, 1953	N/A
81	Marcus McMaryion	KeeSean Johnson	Boise State, 2017	Yes
80	Kevin Sweeney	Stephen Baker	Montana State, 1986	Yes
80	Chason Virgil	Aaron Peck	UNLV, 2016	Yes
79	David Carr	Rodney Wright	vs. Michigan State, 2001	Yes
78	Ryan Colburn	Jalen Saunders	at Ole Miss, 2010	Yes
78	Mark Barsotti	Lorenzo Neal	Utah, 1990	No
77	Tom Brandstater	Seyi Ajirotutu	at Rutgers, 2008	No
77	Paul Pinegar	Jermaine Jamison	at Rice, 2002	Yes
75	Derek Carr	Davante Adams	UNLV, 2013	Yes
75	Sean Norton	Marlon Moore	Hawai'i, 2006	Yes
75	Tom Brandstater	Bear Pascoe	Hawai'i, 2006	Yes
75	Marcus McMaryion	KeeSean Johnson	New Mexico, 2017	No

Note: this is not a complete list

Consecutive Games with a Catch

1. KeeSean Johnson, 2015-2018	50*!
2. Henry Ellard, 1979-82	34
3. Jamire Jordan, 2015-17	26
Davante Adams, 2012-13	26
Jalen Saunders, 2010-11	26

100-Yard Receiving Games (Career)

1. Davante Adams, 2012-13	13
2. Bernard Berrian, 1999-03	12
Charlie Jones, 1992-95	12
4. Brian Roberson, 1993-96	11
Larry Willis, 1983-84	11
Henry Ellard, 1979-82	11
KeeSean Johnson, 2015-2018	11
8. Rodney Wright, 1998-01	10
9. Josh Harper, 2011-14	8
10. Isaiah Burse, 2010-13	7

Consecutive 100-Yard Receiving Games

1. Davante Adams, 2012-13	4
Rodney Wright, 2001	4
Henry Ellard, 1987	4
4. Josh Harper, 2013	3
Davante Adams, 2012	3
Jalen Cropper, 2020	3

100-Yard Receiving Games (Season)

1. Henry Ellard, 1982	9
2. Davante Adams, 2013	7
Larry Willis, 1983	7
3. Davante Adams, 2012	6
Bernard Berrian, 2001	6
Rodney Wright, 2001	6
KeeSean Johnson, 2018	6
7. Jalen Saunders, 2011	5
Bernard Berrian, 2000	5
9. KeeSean Johnson, 2017	4
Isaiah Burse, 2013	4
Josh Harper, 2013	4
Charlie Jones, 1995	4
Charlie Jones, 1993	4
Ron Jenkins, 1987	4
Larry Willis, 1984	4

Most TD Passes Caught of 50+ Yards (Career)

1. Henry Ellard, 1979-82	8
Jalen Saunders, 2010-11	8
3. Davante Adams, 2012-13	6
Jamire Jordan, 2015-18	6

Most TD Passes Caught of 50+ Yards (Season)

1. Henry Ellard, 1982	8\$
2. Jalen Saunders, 2011	6
3. Davante Adams, 2013	3
Davante Adams, 2012	3

Pass Receptions by a Running Back (Career)

	Rec	Yds	TD
1. Ronnie Rivers, 2017-21	150	1,417	12
2. Jamie Kimbrough, 1995-98	116	1,092	6
3. Robbie Rouse, 2009-12	110	794	4
4. Josh Quezada, 2013-14	84	513	2
Ted Torosian, 1978-81	84	779	4
6. Marteze Waller, 2012-15	72	455	2
7. Anthony Daigle, 1991-93	63	809	9
8. Lorenzo Neal, 1990-92	59	500	1
Aaron Craver, 1989-90	59	427	1

Pass Receptions by a Running Back (Season)

	Rec	Yds	TD
1. Robbie Rouse, 2012	63	435	2
2. Josh Quezada, 2013	51	290	1

* - Denotes Mountain West Record
! - Denotes Led NCAA that season



1,000-YARD RECEIVING SEASONS (16)

1) Henry Ellard, 1982

	Rec.	Yards	TDs
S 11 Cal Poly	6	142	2
S 18 at Oregon	7	101	0
S 25 Weber State	4	117	1
O 2 Utah State	4	121	1
O 9 Pacific	2	21	1
O 16 at Nevada	7	230	2
O 23 at San Jose State	3	75	1
O 30 Long Beach State	9	154	3
N 6 CS Fullerton	6	221	2
N 13 Montana State	7	222	2
N 20 at UNLV	7	106	0
Totals (11 games)	62	1,510	15

2) Larry Willis, 1983

	Rec.	Yards	TDs
S 10 Bowling Green	6	103	1
S 17 Nevada	7	108	1
S 24 at Pacific	10	154	2
O 1 at Utah State	8	136	0
O 8 San Jose State	5	105	0
O 15 at Montana State	4	64	1
O 22 CS Fullerton	9	116	0
O 29 Cal Poly	5	101	1
N 5 UNLV	3	32	0
N 12 at Long Beach State	0	0	0
N 19 Northern Arizona	6	90	0
Totals (11 games)	63	1,009	6

3) Larry Willis, 1984

	Rec.	Yards	TDs
S 1 at Arizona	3	39	0
S 8 at Boise State	5	75	0
S 15 Cal Poly	3	64	1
S 22 Long Beach State	2	30	0
S 29 New Mexico State	13	231	3
O 6 at Hawai'i	5	85	0
O 20 Utah State	7	102	1
O 27 at San Jose State	5	135	0
N 3 at CS Fullerton	6	38	0
N 10 Pacific	8	81	0
N 17 Montana State	16	282	2
N 24 at UNLV	6	89	1
Totals (12 games)	79	1,251	8

4) Charlie Jones, 1995

	Rec.	Yards	TDs
S 2 NE Louisiana	5	39	1
S 9 at Cal	6	97	0
S 16 Pacific	5	86	2
S 23 Utah	5	84	1
S 30 at UCLA	7	115	0
O 7 New Mexico	6	84	0
O 14 at San Diego State	5	91	0
O 28 Air Force	5	49	1
N 4 at Hawai'i	10	124	0
N 11 UTEP	8	244	4
N 18 at Wyoming	4	110	0
N 25 BYU	5	48	0
Totals (12 games)	71	1,171	9

5) Brian Roberson, 1996

	Rec.	Yards	TDs
A 31 Oregon	6	98	0
S 7 at No. 18 Auburn	5	70	0
S 21 at Utah	10	142	1
S 28 Hawai'i	6	103	0
O 12 San Jose State	9	204	2
O 19 at Wyoming	5	69	0
O 26 at UNLV	8	95	0
N 2 Boise State	7	119	0
N 9 Colorado State	6	68	0
N 16 Air Force	7	144	1
N 23 at San Diego State	9	136	1
Totals (11 games)	78	1,248	5

6) Rodney Wright, 1999

	Rec.	Yards	TDs
S 4 Portland State	6	94	1
S 11 at Oregon State	6	70	1
S 18 at UCLA	7	71	0
S 25 at Nevada	1	15	0
O 2 TCU	4	67	1
O 9 Colorado State	4	98	0
O 14 at SMU	7	64	2
O 23 UTEP	7	156	1
O 30 at Tulsa	7	45	0
N 6 Rice	5	71	0
N 13 at Hawai'i	9	58	0
N 20 San Jose State	7	139	1
D 18 vs. Utah*	6	55	0
Totals (13 games)	74	1,062	7

7) Rodney Wright, 2001

	Rec.	Yards	TDs
A 26 at Colorado	1	14	0
S 2 No. 10 Oregon State	7	182	2
S 8 at No. 23 Wisconsin	9	87	1
S 22 at Tulsa	3	44	0
S 29 Louisiana Tech	8	74	0
O 13 at Colorado State	8	120	0
O 19 Boise State	14	179	1
O 26 at Hawai'i	9	145	1
N 3 Rice	8	145	2
N 10 at SMU	7	91	1
N 17 at Nevada	8	99	0
N 23 at San Jose State	4	73	1
D 1 Utah State	5	78	0
D 31 vs. Michigan State*	13	299	2
Totals (14 games)	104	1,630	11

8) Bernard Berrian, 2001

	Rec.	Yards	TD
A 26 at Colorado	4	40	0
S 2 No. 10 Oregon State	2	55	1
S 8 at No. 23 Wisconsin	8	102	0
S 22 at Tulsa	9	169	2
S 29 Louisiana Tech	5	48	1
O 13 at Colorado State	5	80	0
O 19 Boise State	8	85	1
O 26 at Hawai'i	9	110	0
N 3 Rice	3	76	1
N 10 at SMU	4	72	1
N 17 at Nevada	7	166	2
N 23 at San Jose State	8	109	1
D 1 Utah State	4	158	3
D 31 vs. Michigan State*	9	94	0
Totals (14 games)	85	1,364	13

9) Jalen Saunders, 2011

	Rec.	Yards	TDs
S 3 vs. California	2	22	0
S 10 at No. 10 Nebraska	1	17	0
S 17 North Dakota	3	154	2
S 24 at Idaho	5	142	2
O 1 Ole Miss	6	127	0
O 7 No. 5 Boise State	1	1	0
O 15 Utah State	4	61	1
O 22 at Nevada	4	76	1
N 5 Louisiana Tech	8	69	1
N 12 at New Mexico State	7	174	2
N 19 at Hawai'i	3	67	1
N 26 San Jose State	3	50	1
D 3 at San Diego State	3	105	1
Totals (13 games)	50	1,065	12

10) Davante Adams, 2012

	Rec.	Yards	TDs
S 1 Weber State	7	118	2
S 8 at No. 4 Oregon	12	92	0
S 15 Colorado	4	74	1
S 22 at Tulsa	5	51	0
S 29 San Diego State	8	102	0
O 6 at Colorado State	4	41	1
O 13 at No. 22 Boise State	5	52	1
O 20 Wyoming	11	86	1
O 27 at New Mexico	9	198	2
N 3 Hawai'i	6	93	1
N 10 at Nevada	9	120	1
N 24 Air Force	9	141	2
D 24 vs. SMU*	13	144	1
Totals (13 games)	102	1,312	14

11) Davante Adams, 2013

	Rec.	Yards	TDs
A 29 Rutgers	14	148	2
S 7 Cal Poly	5	31	1
S 20 Boise State	12	110	1
S 28 at Hawai'i	5	22	0
O 5 at Idaho	16	185	3
O 19 UNLV	8	221	4
O 26 at San Diego State	12	87	2
N 2 Nevada	8	84	1
N 9 at Wyoming	11	79	1
N 23 New Mexico	9	246	4
N 29 at San Jose State	13	264	3
D 7 vs. Utah State*	9	168	1
D 21 vs. USC*	9	73	1
Totals (13 games)	131	1,718	24

12) Isaiah Burse, 2013

	Rec.	Yards	TDs
A 29 Rutgers	13	118	0
S 7 Cal Poly	4	43	1
S 20 Boise State	10	148	0
S 28 at Hawai'i	2	9	0
O 5 at Idaho	5	68	1
O 19 UNLV	8	73	0
O 26 at San Diego State	10	74	0
N 2 Nevada	4	58	0
N 9 at Wyoming	5	61	1
N 23 New Mexico	6	107	0
N 29 at San Jose State	10	96	1
D 7 vs. Utah State*	17	132	1
D 21 vs. USC*	5	39	1
Totals (13 games)	99	1,026	6

13) Josh Harper, 2013

	Rec.	Yards	TDs
A 29 Rutgers	14	94	2
S 7 Cal Poly	2	11	0
S 20 Boise State	3	36	2
S 28 at Hawai'i	9	123	2
O 5 at Idaho	5	37	1
O 19 UNLV	5	43	0
O 26 at San Diego State	4	67	0
N 2 Nevada	17	253	2
N 9 at Wyoming	9	159	0
N 23 New Mexico	10	161	3
N 29 at San Jose State	1	27	1
D 7 vs. Utah State*	-	<i>DNP - Injury</i>	
D 21 vs. USC*	-	<i>DNP - Injury</i>	
Totals (11 games)	79	1,011	13

14) Josh Harper, 2014

	Rec.	Yards	TDs
A 30 at No. 15 USC	6	56	0
S 6 at Utah	6	83	0
S 13 No. 21 Nebraska	9	76	0
S 20 Southern Utah	3	65	1
S 26 at New Mexico	6	94	1
O 3 San Diego State	5	76	0
O 10 at UNLV	12	187	1
O 17 at Boise State	4	57	1
N 1 Wyoming	4	32	0
N 8 San Jose State	7	67	2
N 22 at Nevada	6	65	1
N 29 Hawai'i	8	83	0
D 6 at Boise State*	10	131	0
D 24 vs. Rice*	4	25	0
Totals (14 games)	90	1,097	7

15) KeeSean Johnson, 2017

	Rec.	Yards	TDs
S 2 Incarnate Word	7	120	0
S 9 at No. 1 Alabama	8	55	0
S 16 at No. 6 Washington	4	51	0
S 30 Nevada	7	104	3
O 7 at San Jose State	2	52	0
O 14 New Mexico	5	105	1
O 21 at San Diego State	4	47	0
O 28 UNLV	4	21	0
N 4 BYU	5	47	0
N 11 at Hawai'i	6	91	2
N 18 at Wyoming	6	48	0
N 25 No. 23 Boise State	6	119	2
D 2 at Boise State*	5	58	0
D 24 vs. Houston*	8	95	0
Totals (14 games)	77	1,013	8

16) KeeSean Johnson, 2018

	Rec.	Yards	TDs
S 1 Idaho	6	118	0
S 8 at Minnesota	6	89	1
S 15 at UCLA	8	85	0
S 29 Toledo	6	102	2
O 6 at Nevada	7	65	1
O 13 Wyoming	5	51	0
O 20 at New Mexico	8	149	2
O 27 Hawai'i	8	102	0
N 3 at UNLV	8	97	0
N 9 at Boise State	8	95	1
N 17 San Diego State	10	141	0
N 24 San Jose State	7	173	1
D 1 at Boise State*	6	40	0
D 15 vs. Arizona State*	2	33	0
Totals (14 games)	95	1,340	8

* Bowl Game

* Mountain West Championship Game



TOTAL OFFENSE/ALL-PURPOSE RECORDS

Total Offensive Yardage (Career)

Rushing and Passing Yardage

1. Derek Carr, 2009-13	13,032
2. Kevin Sweeney, 1983-86	10,421
3. Paul Pinegar, 2002-05	10,113
4. Mark Barsotti, 1988-91	8,849
5. David Carr, 1997-01	7,947
6. Trent Dilfer, 1991-93	7,785
7. Tom Brandstater, 2005-08	7,009
8. Marcus McMaryion, 2017-18	6,951
9. Billy Volek, 1996-99	6,354
10. Jake Haener, 2020-pres.	6,140
11. Ryan Colburn, 2007-10	5,582
12. Jeff Tedford, 1981-82	4,814
13. Danny Robinson, 1965-67	4,587
14. Richie Donati, 1993-96	4,568
15. Beau Carter, 1961-63	3,892

Total Offensive Yardage (Season)

Rushing and Passing Yardage

1. Derek Carr, 2013	5,199*
2. David Carr, 2001	4,906*
3. Derek Carr, 2012	4,105
4. Jake Haener, 2021	4,101
5. Marcus McMaryion, 2018	3,923
6. Trent Dilfer, 1993	3,799
7. Derek Carr, 2011	3,616
8. Paul Pinegar, 2005	3,394
9. Kevin Sweeney, 1984	3,114
10. Trent Dilfer, 1992	3,090

Total Offensive Attempts (Career)

Rushing and Passing Plays

1. Derek Carr, 2009-13	1,794
------------------------	-------

Total Offensive Attempts (Season)

Rushing and Passing Plays

1. Derek Carr, 2013	699*
---------------------	------

Total Offensive Attempts (Game)

Rushing and Passing Plays

1. Dave Telford	79	vs. Utah State, 1987
2. Derek Carr	77*	Rutgers, 2013
3. Jake Haener	76	at Nevada, 2020

Average Per Play (Career)

Rushing and Passing Plays

1. Paul Pinegar, 2002-05	8.6
--------------------------	-----

Average Per Play (Season)

Minimum 100 plays

1. Trent Dilfer, 1993	8.5 (436-of-3,686)
-----------------------	--------------------

Average Per Play (Game)

Rushing and Passing Plays

1. Neftali Cortez	16.7	New Mexico State, 1974 (18-for-300)
-------------------	------	--

* Mountain West Record

! Denotes Led NCAA that season

WAC Record

All-Purpose Yardage (Career)

Player, Years	Pos.	Rush	Rec	K/O Ret	P Ret	Int Ret	Total
1. Isaiah Burse, 2010-13	WR	191	2,503	2,835	344	0	5,873
2. Bernard Berrian, 1999-03	WR	264	2,849	1,571	1,144	0	5,828
3. Robbie Rouse, 2009-12	RB	4,647	794	0	0	0	5,441
4. Ronnie Rivers, 2017-21	RB	3,417	1,417	13	361	0	5,208
4. Rodney Wright, 1998-01	WR	245	3,274	863	57	0	4,439
5. Ron Rivers, 1991-93	RB	3,473	558	357	0	0	4,388
6. Henry Ellard, 1979-82	WR	205	2,947	974	26	0	4,152
8. Charlie Jones, 1992	WR	240	3,344	80	283	0	3,947
9. Brian Roberson, 1993-96	WR	43	2,956	263	676	0	3,938
10. Jamie Kimbrough, 1995-98	RB	2,250	1,092	575	14	0	3,931
11. Dale Messer, 1958-60	RB	1,912	992	569	297	86	3,856
12. KeeSean Johnson, 2015-18	WR	27	3,463	227	64	0	3,781
13. Charles Smith, 1998-01	WR	191	2,367	654	526	0	3,738
14. Michael Pittman, 1993-97	RB	3,017	541	15	0	0	3,573
15. Marteze Waller, 2012-15	RB	3,108	455	0	0	0	3,563
16. Ryan Mathews, 2007-09	RB	3,280	268	0	0	0	3,548
17. Robbie Rouse, 2009-12	RB	3,157	359	0	0	0	3,516
18. Jamire Jordan, 2015-18	WR	131	2,249	954	0	0	3,434
19. Kelly Skipper, 1985-88	RB	2,237	616	525	6	0	3,384
20. Anthony Daigle, 1991-93	RB	2,089	809	192	0	0	3,090

All-Purpose Yardage (Season)

Player, Year	Pos.	Rush	Rec	K/O Ret	P Ret	Int Ret	Total
1. Bernard Berrian, 2001	WR	91	1,364	765	556	0	2,776#1
2. Isaiah Burse, 2011	WR	0	436	1606	0	0	2,042
3. Jamie Kimbrough, 1998	RB	1,168	391	393	0	0	1,952
4. Ryan Mathews, 2009	RB	1,808	122	0	0	0	1,930
5. Robbie Rouse, 2012	RB	1,490	435	0	0	0	1,925
6. Bernard Berrian, 2003	WR	171	668	631	429	0	1,899
7. Gary Boreham	WR	0	941	677	241	0	1,859
8. Dale Messer, 1960	RB	811	655	246	75	28	1,815
9. Rodney Wright, 2001	WR	114	1,630	0	47	0	1,791
10. Robbie Rouse, 2011	RB	1,549	228	0	0	0	1,777
11. Rodney Davis, 2002	RB	1,586	162	0	0	0	1,748
12. Davante Adams, 2013	WR	0	1,718	0	16	0	1,734
13. Brian Roberson, 1996	WR	-4	1,248	125	330	0	1,699
14. David Dunn, 1994	WR	0	666	1,013	5	0	1,684
15. Dwayne Wright, 2006	RB	1,462	221	0	0	0	1,683

All-Purpose Yardage (Single, Game)

Player	Opponent	Year	Pos.	Rush	Rec	K/O Ret	P Ret	Int Ret	Total
1. Robbie Rouse	at LA Tech	2010	RB	286	25	0	0	0	311
2. Rodney Wright	vs. Michigan St.	2001	WR	0	299	0	0	0	299
3. Dwayne Wright	at LA Tech	2006	RB	295	-2	0	0	0	293
4. Ronnie Rivers	vs. Arizona St.	2018	RB	212	33	0	41	0	286
5. Larry Willis	Montana St.	1984	WR	0	282	0	0	0	282
5. Ronnie Rivers	at San Jose St.	2019	RB	177	63	0	35	0	275
7. Robbie Rouse	at Nevada	2012	RB	261	7	0	0	0	268
8. Davante Adams	at San Jose St.	2013	WR	0	264	0	0	0	264
9. Jalen Cropper	at Utah State	2020	WR	0	202	54	0	0	256
10. Rodney Davis	at LA Tech	2002	RB	221	33	0	0	0	254
11. Josh Harper	Nevada	2013	WR	0	253	0	0	0	253
12. Larry Willoughby	Nevada	1952	RB	252	0	0	0	0	252
13. Isaiah Burse	at NM State	2011	WR	0	65	185	0	0	250
Stephone Paige	Bowling Green	1982	WR	4	246	0	0	0	250
15. Davante Adams	New Mexico	2013	WR	0	246	0	0	0	246

Top 25 Single-Game Total Offense Bests

Player	Opponent, Year	Plays	Rush	Pass	Tot	TD	Avg	Player	Opponent, Year	Plays	Rush	Pass	Tot	TD	Avg
1. Derek Carr	San Diego State, 2012	61	34	536	570	5	9.3	14. Derek Carr	Air Force, 2012	36	-19	452	433	4	12.0
2. Derek Carr	at San Jose State, 2013	54	32	519	551	6	10.2	15. David Carr	Utah State, 2001	29	-1	432	431	6	14.9
3. Derek Carr	New Mexico, 2013	39	26	522	548	7	14.1	16. Derek Carr	New Mexico, 2012	50	14	416	430	4	8.6
Dave Telford	Pacific, 1987	56	12	536	548	3	9.8	17. Jake Haener	at No. 13 UCLA, 2021	52	-27	455	428	2	8.2
5. David Carr	Michigan State, 2001	61	-29	531	502	4	8.2	Derek Carr	UNLV, 2013	49	16	412	428	4	8.7
Jake Haener	at Nevada, 2020	76	17	485	502	2	6.6	18. Trent Dilfer	Brigham Young, 1993	40	-31	456	425	4	10.6
7. Kevin Sweeney	Montana State, 1984	62	8	476	484	2	7.8	19. David Carr	Colorado State, 2001	45	35	389	424	2	9.4
8. Derek Carr	Nevada, 2013	60	-5	487	482	4	8.0	20. Derek Carr	at Idaho, 2013	49	4	419	423	5	8.6
9. Derek Carr	Rutgers, 2013	77	24	456	480	5	6.2	21. Jake Haener	at Utah State, 2020	45	-15	422	407	4	9.0
10. Trent Dilfer	Colorado, 1993	67	-49	523	474	2	7.1	22. Jim Arellanes	UTEP, 1995	32	-9	412	403	5	12.6
11. Derek Carr	Boise State, 2013	63	8	460	468	4	7.4	23. David Carr	Hawai'i, 2001	52	-1	400	399	4	7.7
12. Trent Dilfer	Baylor, 1993	42	-10	473	463	3	11.0	24. Ryan Colburn	Mississippi, 2010	51	6	390	396	4	7.8
13. Paul Pinegar	Oregon, 2005	50	40	418	458	3	9.2	25. David Carr	Air Force, 2000	41	3	91	394	5	9.6



INDIVIDUAL SCORING & SPECIAL TEAMS RECORDS

SCORING

Scoring Leaders (Career)

	Player (Yrs)	TD	PAT	2PT	FG	Pts
1.	Kevin Goessling (2008-11)	0	190	0	61	373
2.	Derek Mahoney (1990-93)	0	223	0	47	364
3.	Barry Belli (1984-87)	0	123	0	70	333
4.	Ronnie Rivers (2017-21)	52	0	0	0	312
5.	Asen Asparuhov (2000-02)	0	135	0	55	300
6.	Anthony Daigle (1991-93)	44	0	1	0	266
7.	Robbie Rouse (2009-12)	42	0	0	0	252
8.	Ryan Mathews (2007-09)	41	0	0	0	246
9.	Dean Philpott (1954-57)	35	20	0	0	230
10.	Davante Adams (2012-13)	38	0	0	0	228
11.	Clint Stitser (2004-07)	0	112	0	37	223
12.	Jeff Hanna (1997-99)	0	104	0	36	212
13.	Dale Messer (1958-60)	31	6	2	0	196

Scoring By Kickers (Season)

	Player, Year	PAT-Att	FG-Att	LK	Pts
1.	Asen Asparuhov, 2001	60-62	23-32	48	129
2.	Jimmy Camacho, 2017	41-42	25-32	50	116
3.	Asen Asparuhov, 2002	43-43	23-30	52	112
4.	Barry Belli, 1985	53-56	18-26	55	107
5.	Kevin Goessling, 2010	42-44	21-26	52	105
6.	Colin McGuire, 2013	71-74	11-16	47	104
7.	Steve Loop, 1988	47-48	18-27	51	101
8.	Kevin Goessling, 2009	55-55	15-16	51	100
9.	Derek Mahoney, 1991	66-67	11-15	44	99
	Asa Fuller, 2018	57-62	14-22	47	99

Touchdowns responsible for

Game:7
 Derek Carr (7-0) vs. New Mexico, 2013
 6 - accomplished 7 times
last by Jake Haener (6-0) vs Cal Poly, 2021
Season:52 !, Derek Carr, 2013 (2 rush, 50 pass)
Career:118, Derek Carr, 2009-13 (5 rush, 113 pass)

Touchdowns scored

Game:5, Don Driscoll vs. CS Los Angeles, 1954
Season:24, Davante Adams, 2013
Career:52, Ronnie Rivers, 2017-21

PATs made

Game:13, Derek Mahoney vs. New Mexico, 1991 \$
Season:71, Colin McGuire, 2013
Career:223, Derek Mahoney, 1990-93

PATs attempted

Game:13, Derek Mahoney vs. New Mexico, 1991 \$
Season:74, Colin McGuire, 2013
Career:230, Derek Mahoney, 1990-93

Consecutive PATs

Season:62, Derek Mahoney, 1991
Career:89, Derek Mahoney, 1991-92

Field goals attempted

Game:6, Jimmy Camacho vs. Houston, 2017
Season:32, Asen Asparuhov, 2001/Jimmy Camacho, 2017
Career:99, Barry Belli, 1984-87

Field goals made

Game:5, Barry Belli vs. Utah State, 1984
Season:25, Jimmy Camacho, 2017
Career:70, Barry Belli, 1984-87

Best field goal percentage:

Season:938 (15-16), Kevin Goessling, 2009

Consecutive field goals

Season:15, Kevin Goessling, 2009/Kody Kroening, 2016
Career:18, Kevin Goessling, 2009-10

Longest field goal made:

.....58, Kevin Goessling at Utah State, 2008

Safeties scored:

Game:2, Hal Riley vs. Nevada, 1945

Most two-point conversions:

Game:2, several players

Most two-point attempts:

Game:2, several players

Most kicking points

Game:20, Steve Loop vs. New Mexico, 1988
Season:129, Asen Asparuhov (60 PAT, 23 FG), 2001
Career:373, Kevin Goessling, 2008-11

Most points scored

Season:144, Davante Adams, 2013
Career:373, Kevin Goessling, 2008-11

PUNTING

Punts

Game:13, Mike Mancini vs. Long Beach State, 1983
Season:84, 2x, Mike Lingua, 2003; Craig Holworthy, 1973
Career:262, Blake Cusick, 2016-19

Punting Average (Season)

	Player, Year	No.	Yds	Avg
1.	Robert Malone, 2009	44	1,990	45.2
2.	Jeff Roberts, 1996	40	1,787	44.7
3.	Mike Mancini, 1985	45	1,976	43.9
4.	Jeff Roberts, 1997	72	3,146	43.7
5.	Jason Simpson, 2001	66	2,870	43.5
6.	Garrett Swanson, 2013	53	2,283	43.1
7.	Robert Malone, 2008	54	2,311	42.8
8.	Mike Mancini, 1984	74	3,163	42.7
9.	Blake Cusick, 2017	67	2,850	42.5
	Blake Cusick, 2019	52	2,209	42.5

Average per punt

Game: (min. 5)
50.6 (5 for 253), Andrew Shapiro vs. Hawai'i, 2012
50.6 (5 for 253), Brad Seagle vs. Utah, 1990
Season:45.2 (44 for 1,990), Robert Malone, 2009
Career:42.6 (120 for 5,117), Robert Malone, 2006-09

Punting yards

Season:3,388, Craig Holworthy, 1973
Career:10,794, Blake Cusick, 2016-19

Longest punt:

.....80 yards, Craig Holworthy vs. San Jose State, 1973

PUNT RETURNS

Game:8, Eric Fox vs. Bowling Green, 1982;
Larry Willis vs. Bowling Green, 1983;
Malcolm Seabron vs. CS Fullerton, 1991
Season:42, 2x,
Bernard Berrian, 2003;
Malcolm Seabron, 1991
Career:99, Bernard Berrian, 1999-03

Punt return yards

Game:189, Clifton Smith vs. Weber State, 2005
Season:543, Mike Freeman, 1967
Career:1,144, Bernard Berrian, 1999-03

Punt return for touchdowns

Game:2, Isaiah Burse vs. Cal Poly, 2013
2, Clifton Smith vs. Weber State, 2005
Season:3, Phil Borjas, 1972
3, Frenchy Bordagaray, 1930
Career:5, Clifton Smith, 2004-08

Punt Return Average (Season)

Minimum 1.0 Per Team Game

	Player, Year	No.	Yds	TD	Avg
1.	L.C. Taylor, 1956	15	333	0	22.2
2.	Phil Borjas, 1972	18	345	3	19.2
3.	Brian Roberson, 1995	19	346	1	18.2
4.	Dale Messer, 1959	13	222	0	17.1
5.	Mike Freeman, 1967	34	543	2	16.0
6.	Devon Wylie, 2011	29	446	2	15.4
7.	Dwight Pickens, 1989	32	472	1	14.8
8.	Bob Garner, 1956	15	219	0	14.6
9.	Clifton Smith, 2007	22	317	2	14.4
10.	Payton Williams, 1998	24	343	1	14.3

Best punt return average

Career:16.6, Clifton Smith, 2004-07 (47-782)

Longest punt return:

.....100, Stanley Bordagaray vs. San Jose State, 1930

KICKOFF RETURNS

Game:8, Isaiah Burse, 4x
8, Da'Mari Scott at San Jose State, 2013
Season:75, Isaiah Burse, 2011 - \$
Career:126, Isaiah Burse, 2010-11

Kickoff yards

Game:250, Isaiah Burse at New Mexico St., 2011
245, A.J. Jefferson vs. Hawai'i, 2007
Season:1,606, Isaiah Burse, 2011 - \$
Career:2,835, Isaiah Burse, 2010-11

Touchdowns from kickoff returns

Game:1, several players
Season:2, A.J. Jefferson, 2007
Career:3, A.J. Jefferson, 2006-09

Best return average

Season:35.8 (26 for 930), A.J. Jefferson, 2007!
Career:29.4 (83 for 2,440), A.J. Jefferson, 2006-09
 (min. 1 per team game played)

Longest return: 102, Walt Byrd vs. Northern Arizona, 1934

Kickoff Return Average (Season)

Minimum 1.0 Per Team Game

	Player, Year	No.	Yds	TD	Avg
1.	A.J. Jefferson, 2007	26	930	2	35.8
2.	Jaime Kimbrough, 1998	13	393	1	30.2
3.	A.J. Jefferson, 2008	31	908	1	29.3
4.	Adam Jennings, 2005	20	580	0	29.0
5.	David Dunn, 1994	35	1013	0	28.9
6.	Kelvin Means, 1989	18	509	0	28.3
7.	Steve Woods, 1977	16	447	1	27.9
8.	Mike Tsoutsouvas, 1975	13	354	0	27.2
9.	Brock Smith, 1987	19	512	1	26.9
10.	Adam Jennings, 2004	26	658	0	25.3

*Full season includes Fresno State bowl game statistics:
 \$ NCAA Record ! NCAA Leader That Season*



DEFENSIVE INDIVIDUAL RECORDS

Solo Tackles

Game:15, Steve Cordle vs. Arizona, 1981
15, Kent Paine vs. Long Beach State, 1981
14, Karl Mickelsen vs. Boise State, 2013

Assisted Tackles

Game:13, Chuck McCutchen vs. San Jose St., 1983
Ben Jacobs vs. Texas A&M, 2007

Total Tackles

Game:24, Omar Stoutmire vs. Utah, 1995

Tackles (Season)

Player, Year	Solo	Asts	Total
1. Omar Stoutmire, 1995	111	87	198
2. Ron Papazian, 1993	94	64	158
3. A.J. Gass, 1996	82	68	150
4. Brad Bell, 1993	68	76	144
5. Ron Papazian, 1994	79	60	139
6. Chris Peters, 1993	80	56	136
7. Zack Rix, 1992	69.5	64	133.5
8. Marcus Riley, 2007	64	68	132
Jeff Allison, 2018	72	60	132
10. Jeff Allison, 2017	79	47	126

Tackles (Career)

1. Omar Stoutmire (1993-96)	458
2. Tim Skipper (1997-00)	418
3. Ben Jacobs (2007-10)	387
4. Bryce McGill (2000-03)	326
5. A.J. Gass (1993-97)	325
6. Derron Smith (2010-14)	304
7. Zack Rix (1989-92)	295
8. Marquez Pope (1988-91)	290
9. Vernon Fox (1998-01)	289
10. Jeff Allison (2016-18)	279

Tackles For A Loss (Season)

1. Alan Harper, 2001	21-102
2. Nick Burley, 2002	18-75
3. Logan Harrell, 2011	17-100
Orlando Huff, 2000	17-78
Tim Skipper, 1998	17-10
6. Ejiro Ederaine, 2015	16.5-77
Ejiro Ederaine, 2013	16.5-74
Chris Carter, 2010	16.5-93
9. Alan Harper, 2000	16-61
Jason Stewart, 2002	16-56
11. Arron Mosby, 2021	15.5-66
Brian Morris, 2003	15.5-77
13. Alan Harper, 1999	15-47
Payton Williams, 1998	15-30
Earl Oliver, 1992	15-31
Marcus Riley, 2007	15-43

Sacks (Game)

.....7, Ron Cox vs. CS Fullerton, 1989

Sacks (Season)

1. Ron Cox, 1989	28.0
2. Jethro Franklin, 1986	19.5
3. Ron Cox, 1988	14.5
4. Alan Harper, 2001	12.0
Jethro Franklin, 1987	12.0
6. Tracy Rogers, 1988	11.5
7. Chris Carter, 2010	11.0
Brian Morris, 2003	11.0
9. Logan Harrell, 2010	10.5
Greg Ramsey, 1986	10.5
11. Ejiro Ederaine, 2013	10.0

Sacks (Career)

1. Ron Cox, 1987-89	50.0
2. Jethro Franklin, 1986-87	31.5
3. Garrett McIntyre, 2002-05	25.0
Nick Burley, 1999-02	25.0
5. Tyler Clutts, 2004-07	23.5
6. Ejiro Ederaine, 2012-15	21.0
Alan Harper, 1998-01	21.0
8. Chris Carter, 2007-10	19.5
Zack Rix, 1989-92	19.5
10. Logan Harrell, 2008-11	18.5
Nick Ruggeroli, 1987-90	18.5

Passes intercepted (Game)

.....3, Jim Sanderson vs. San Diego State, 1960
3, Tom McCall vs. Montana St. and CS Los Angeles, 1968
3, Steve Cordle vs. Oregon, 1981
3, Rod Webster vs. Oregon State, 1985
3*, Phillip Thomas vs. Colorado, 2012

Passes Intercepted (Season)

Player, Year	No.	Yds	Avg	TD
1. Carl Ray Harris, 1970	14	98	7.0	0
2. Jack Erdman, 1969	9	122	13.6	2
Dave Plump, 1966	9	120	13.3	1
Mike Freeman, 1967	9	69	7.7	0
5. Phillip Thomas, 2012	8#!	98	12.2	3
Ron Cross, 1984	8	132	16.5	0
Rod Webster, 1985	8	141	17.6	1
8. Derron Smith, 2013	7	135	19.3	1
Ervin Hunt, 1967	7	163	23.3	1
Tom McCall, 1969	7	157	22.4	1
Jack Erdman, 1969	7	48	6.9	0
12. Jim Sanderson, 1960	6	162	27.0	2
Matt McKnight, 1982	6	51	8.5	0
Ervin Hunt, 1968	6	46	7.7	0
Dwayne Crump, 1971	6	37	6.2	0
Eric Fox, 1982	6	32	6.0	0
Mike Freeman, 1968	6	6	1.0	0
Efrain Guizar, 1997	6	114	19.0	2
Derron Smith, 2012	6	127	21.2	1

Passes Intercepted (Career)

Player	No.	Yds	Avg	TD
1. Rod Webster (1984-87)	17	340	20.0	2
2. Jack Erdman (1968-69)	16	168	10.5	2
Dave Plump (1964-65)	16	120	7.5	1
Jim Sanderson (1959-61)	16	284	17.8	0
5. Derron Smith (2010-14)	15	296	19.7	2
Carl Ray Harris (1969-70)	15	98	6.5	0
Mike Freeman (1967-68)	15	75	5.0	0
8. Phillip Thomas (2008-12)	13	214	16.5	4
9. James Burton (1991-93)	11	151	13.7	2
Marquez Pope (1988-91)	11	143	13.0	0
Matt McKnight (1981-82)	11	107	9.7	0

Interception Return Yards

Game:143, Tom McCall vs. CS Los Angeles, 1968
Season:205, Richard Marshall, 2004
Career:340, Rod Webster, 1984-87

Most INT Returns for Touchdowns

Season:3, Phillip Thomas, 2012*
2, 6 players
 Jack Erdman, 1970; Efrain Guizar, 1997; Dee Meza, 2002;
Richard Marshall, 2004;
Jaron Bryant, 2017; Anthoula "Tank" Kelly, 2018
Career:4, Phillip Thomas, 2008-12
3, Richard Marshall, 2003-05

Best Interception Return Average (Career)

min. 5 INT

Player	No.	Yds	Avg	TD
1. Richard Marshall (2003-05)	9	305	33.9	3
2. Anthoula "Tank" Kelly (2015-18)	5	153	30.6	2
3. Calvin Lane (1974-75)	9	243	27.0	0
4. Dee Meza (2000-03)	5	128	25.6	2
5. Sean Alston (2011-12)	5	103	20.6	0
6. Rod Webster (1984-87)	17	340	20.0	2
7. Derron Smith (2010-14)	15	296	19.7	2
8. Jim Sanderson (1959-61)	16	284	17.8	0

Longest Interception Return:

.....107, Gary Hayes vs. Long Beach State, 1976

Forced Fumbles (Season)

1. Arron Mosby (2021)	6!
2. David Perales (2020)	4
Justin Rice (2019)	4
Phillip Thomas (2012)	4
Andy Jennings (2012)	4
Chris Carter (2010)	4
7. Several Players	3

Full season includes Fresno State bowl game statistics:

* Mountain West Record

\$ NCAA Record

! NCAA Leader That Season



VALLEY CHILDREN'S STADIUM RECORDS

FIRST DOWNS

Total first downs:38, Air Force vs. Fresno State, 1996
 Rushing:30, Air Force vs. Fresno State, 1996
 Passing:23 (2x), San Jose State, 1989; Hawai`i, 2002
 Penalty:6 (5x), Fresno State vs. San Jose State, 1981
 Fresno State vs. CS Fullerton, 1981 / Fresno State vs. Nevada, 1982
 Utah State vs. Fresno State, 2005 / Fresno State vs. Sacramento State, 2019

Fewest total first downs:7, Sacramento State, 2016
 Rushing:1 (4x), Utah, 1989; Hawai`i, 2002;
 Incarnate Word, 2017 / Sacramento State, 2019
 Passing:2 (2x), Southern Illinois, 1981; Sacramento State 2016
 Penalty:0, by many

RUSHING

Rushing attempts

Individual:46, D'Angelo Brewer (Tulsa) vs. Fresno State, 2016
 Team:81, Air Force vs. Fresno State, 1996

Yards rushing

Individual:281, Brian Hill (Wyoming) vs. Fresno State, 2014
 Team:503, Fresno State vs. Hawai`i, 2004
 Longest rush:94, Robbie Rouse vs. Colorado, 2012
94, Josh Levi vs. San Jose State, 1999
 Fewest rushing attempts:17 (2x), Utah, 1989 / Sacramento State, 2019
 Fewest net yards rushing:-30, Incarnate Word, 2017

PASSING

Passes attempted

Individual:73, Derek Carr (Fresno State) vs. Rutgers (Aug. 29, 2013)
 Team:73, Fresno State vs. Rutgers (Aug. 29, 2013)

Passes completed

Individual:52, Derek Carr (Fresno State) vs. Rutgers (Aug. 29, 2013)
 Team:52, Fresno State vs. Rutgers (Aug. 29, 2013)

Touchdowns

Individual:7, Derek Carr vs. New Mexico (Nov. 23, 2013)
 Team:7, Fresno State vs. New Mexico (Nov. 23, 2013)

Had intercepted

Individual:5, Steve Clarkson (San Jose State) vs. Toledo (Dec. 19, 1981)
 Team:5, San Jose State (Dec. 19, 1981); New Mexico (Oct. 5, 1991)
5, Idaho (Sept. 1, 2018)

Yards passing

Individual:536, Derek Carr (Fresno State) vs. San Diego State, 2012
 Team:536, Fresno State (Sept. 29, 2012)

Fewest passes attempted

Team:6, Air Force, 1995

Fewest yards passing

Team:7, Northern Illinois vs. Fresno State, 1991

Longest pass

.....98 yards, Paul Pinegar to Paul Williams (Fresno State) vs. Boise State, 2005

Best completion percentage

......912 (31-34), Steve Sarkisian (BYU) vs. Fresno State, 1995

RECEPTIONS

Most receptions

Individual:18, Gerald Willhite (San Jose State) vs. Toledo (Dec. 19, 1981)

Most yards

Individual:282, Larry Willis (Fresno State) vs. Montana State, 1984

Average yards per reception

Individual (min. 3):51.3 (3 for 154), Jalen Sanuders (FS) vs. North Dakota, 2011

TOTAL OFFENSE

Total offensive plays

Individual:77, Derek Carr vs. Rutgers (Aug. 29, 2013)
 Team:100, Boise State, 2013
100, UNLV, 1981
100, Tulsa, 2016

Total yards

Individual:
570 (536 passing, 34 rushing), Derek Carr (FS) vs. San Diego State, 2012
 Team:822, Fresno State vs. New Mexico, 2013
 Average gain per play - Team:9.93, Fresno State vs. Colorado, 2012
 Fewest offensive plays - Team:47, Long Beach State vs. Fresno State, 1991
 Lowest total offense - Team:107, UConn vs. Fresno State, 2021
 Lowest average per play - Team:1.8, UConn vs. Fresno State, 2021

Touchdowns responsible for:

.....7
(7 passing) Derek Carr vs. New Mexico (Nov. 23, 2013)

FUMBLES

Fumbles:7, Toledo (Dec. 19, 1981)
 Fumbles lost:4, FS vs. Hawai`i, 1996; BYU, 1998

PENALTIES

Penalties:22, FS vs. San Jose State, 1981
 Penalty yards:194, FS vs. San Jose State, 1981
 Fewest penalties:0, Pacific, 1995
 Fewest penalty yards:0, Pacific, 1995

INTERCEPTIONS

Individual:3, Dameon Baber (Nevada) vs. Fresno State, 2015
3, Phillip Thomas (FS) vs. Colorado, 2012
3, Steve Cordle (FS) vs. Oregon, 1981
Team:5,
 vs. Toledo (Dec. 19, 1981); vs. Oregon State (Sept. 5, 2003)
 FS vs. Utah State, 1988; FS vs. New Mexico, 1991
 FS vs. Idaho (Sept. 1, 2018)

Interception yards

Individual:103, Nate Ray (FS) vs. SMU, 2002
 Team:124, Fresno State vs. Nevada, 2002
 Longest return:100, Nate Ray (FS) vs. SMU, 2002

PUNTING

Punts

Individual:13, Phil Nevin (CS Fullerton) vs. Fresno State, 1991
 Team:13, CS Fullerton vs. Fresno State, 1991
13, Sacramento State vs. Fresno State, 2016



VALLEY CHILDREN'S STADIUM RECORDS

Punting yards

Individual:544, Phil Nevin (CS Fullerton) vs. Fresno State, 1991
 Team:544, CS Fullerton vs. Fresno State, 1991

Average yards per punt

Individual (min. 4):54.0 (4 for 216), Robert Malone (FS) vs. San Jose St., 2009
 Team (min. 4):54.0 (4 for 216) Fresno State vs. San Jose St., 2009
 Longest punt:69, 2x, last Robert Malone, Fresno State vs. San Jose St., 2009
 Fewest punts:0, vs. San Jose St., 1999; Fresno State vs. Hawai`i, 2008
 Fewest punting yards (min. 3):18, vs. Hawai`i, 2004
 Lowest average yards/punt (min. 3):28.0 (3-84), Pacific vs. Fresno State, 1985

PUNT RETURNS

Most punt returns

Individual:8,
Tommy Purvis (Pacific) vs. Fresno State, 1984;
Eric Fox (FS) vs. Bowling Green, 1982
Larry Willis (FS) vs. Bowling Green, 1983
Malcolm Seabron (FS) vs. CS Fullerton, 1991
Adam Jennings (FS) vs. UTEP, 2004
 Team:8, 5x, last vs. UTEP, 2004

Most punt return yards

Individual:189, Clifton Smith (FS) vs. Weber State, 2005
 Team:257, Fresno State vs. Boise State, 2009

Highest average per return: (min. 3)
63.0 (3 for 189), Clifton Smith (FS) vs. Weber State, 2005

Longest return:92, Clifton Smith (FS) vs. Weber State, 2005

KICKOFF RETURNS

Individual:8, La Von Edwards (Utah) vs. Fresno State, 1989
8, Isaiah Burse (FS) vs. Boise State, 2011
 Team:10, 6x, last by New Mexico vs. Fresno State, 2013

Kickoff return yards

Individual:252, Carlos Wiggins (New Mexico) vs. Fresno State, 2013
 Team:269, New Mexico vs. Fresno State, 2013
 Highest average per return: (min. 3)44.7
(3-134), Brock Smith (FS) vs. San Jose State, 1987
 Fewest kickoff returns:0, 6x,
vs. Cal Poly, 1982; vs. Montana State, 1982; vs. Utah State, 1984;
vs. Louisiana Tech, 2003; vs. Sacramento State, 2016; vs. New Mexico, 2017
 Fewest kickoff return yards:0, 7x, last vs. New Mexico, 2017
 Longest return:100, Janarion Grant (Rutgers) vs. Fresno State, 2013
100, Wade Lockett (CS Fullerton) vs. Fresno State, 1985

SCORING

Most points scored

Individual:24 (4TDs), Jalen Cropper (FS) vs UNLV, 2021
24 (4 TDs), Davante Adams (FS) vs. UNLV, 2013
24 (4 TDs), Davante Adams (FS) vs. New Mexico, 2013
24 (4 TDs), Robbie Rouse (FS) vs. Colorado, 2012
24 (4 TDs), Mark Barsotti (FS) vs. Utah, 1989
 Team:94 (17-49-14-14), Fresno State vs. New Mexico, 1991

Most points scored

First quarter:35, Fresno State vs. Colorado, 2012
 Second quarter:49, Fresno State vs. New Mexico, 1991
 Third quarter:32, Fresno State vs. Incarnate Word, 2017
 Fourth quarter:24, Wyoming vs. Fresno State, 2014

Most points scored

First half:66 (1Q-17; 2Q-49), Fresno State vs. New Mexico, 1991
 Second half:35 (3Q-14; 4Q-21), Fresno State vs. San Jose State, 1981
35 (3Q-14; 4Q-21) vs. Air Force vs. Fresno State, 1996

.....35 (3Q-14; 4Q-21), Fresno State vs. Idaho, 2018

Fewest points scored

.....0, several times, last New Mexico vs. Fresno State, 2017

Largest margin of victory:

.....77 (94-17), Fresno State vs. New Mexico, 1991

Most touchdowns:

.....13, Fresno State vs. New Mexico, 1991
 Rushing:9, Fresno State vs. New Mexico, 1991; vs. Hawai`i, 2004
 Passing:7, Fresno State vs. New Mexico, 2013
7, San Jose State vs. Fresno State, 1981

Most field goals attempted

Individual:5, Barry Belli (FS) vs. Utah State, 1984

Most field goals made

Individual:5, Barry Belli (FS) vs. Utah State, 1984
 Team:5, FS vs. Utah State, 1984

Points after touchdown attempted

Individual:13, Derek Mahoney (FS) vs. New Mexico, 1991

Points after touchdown made

Individual:13, Derek Mahoney (FS) vs. New Mexico, 1991
 Most two-point conversions:2, San Jose State, 1981

Kick scoring

Individual:19, Barry Belli (FS) vs. Utah State, 1984

Longest field goal

Individual:54, Barry Belli (FS) vs. Montana State, 1986

Longest rush touchdown

Individual:94, Robbie Rouse vs. Colorado, 2012
94, Josh Levi vs. San Jose State, 1999

Most Home Wins:8; 1989 (8-0), 1986 (8-0), 1982 (8-0)

Most Home Losses:5; 2016 (1-5)

MOST POINTS

Game

Fresno State:94, vs. New Mexico, 1991
 Opponent:68, Hawai`i, 2006

Season

Fresno State:440, 2009
 Opponent:339, 2006

FEWEST POINTS

Game

Fresno State:3, vs. San Diego State, 2016
 Opponent:0, several times, last UConn vs. Fresno State, 2021

Season

Fresno State:123, 2016
57, 2020#
 Opponent:43, 1988
51, 2020#
 Consecutive Wins:20, from Oct. 31, 1987-Sept. 29, 1990
17, from Oct. 3, 1998-Sept. 29, 2001
 Consecutive Losses:5, from Sept. 24, 2016-End of 2016 season
 Last Tie:Oct. 13, 1990, vs. Utah State

- Fresno State played two home games in 2020 due to the COVID-19 pandemic



YEAR-BY-YEAR RESULTS

1921

Record: 2-4-0

Home: 1-3-0 | Away: 1-1-0

Head Coach: Arthur W. Jones

Date	Opponent	Result	Score	Attend
O15	at Pacific	L	0-35	
O22	Cal Tech	W	12-0	
N5	Chico State	L	0-3	
N11	at Modesto JC	W	28-0	
N19	San Jose State	L	2-14	
N24	Fresno High	L	7-62	

1922

Record: 7-1-2 (California Coast Conference)

Home: 3-1-1 | Away: 4-0-1

Head Coach: Arthur W. Jones

California Coast Conference Champions

Date	Opponent	Result	Score	Attend
O6	at Tulare High	W	12-0	
O7	at Lemoore High	W	25-9	
O14	Modesto JC	T	0-0	
O21	at Loyola^	W	+2-0	
O28	at Stanford Frosh	L	27-3	
N4	Cal Poly^	W	20-0	
N11	Reedley High	W	21-0	
N18	at UC Davis	T	0-0	
N30	at Bakersfield JC	W	31-6	
California Coast Championship Game (North vs. South)				
D9	Pacific	W	12-7	

1923

Record: 7-2-0 (California Coast Conference)

Home: 4-0-0 | Away: 3-2-0

Head Coach: Arthur W. Jones

California Coast Conference Champions

Date	Opponent	Result	Score	Attend
O6	Reedley	W	39-0	
O13	at Caruthers Legion	W	39-0	
O20	Sacramento JC	W	53-18	
O27	at UC Davis	W	26-14	
N3	at Modesto JC	W	7-6	
N10	at Nevada	L	3-46	
N17	Redlands	W	10-6	
N24	Bakersfield JC	W	32-6	
N29	at San Diego State	L	2-12	

1924

Record: 7-2-0 (California Coast Conference)

Home: 5-0-0 | Away: 2-2-0

Head Coach: Arthur W. Jones

Date	Opponent	Result	Score	Attend
O11	at Nevada	L	0-16	
O18	Cal Christian	W	31-0	
O25	Bakersfield JC	W	9-0	
N1	Modesto JC	W	41-6	
N11	Mare Island Navy	W	10-0	
N15	at Cal Poly	W	22-6	
N22	at Pacific	W	12-0	
N27	San Diego State	W	7-0	
D6	at Chico State	L	0-16	

1925

Record: 2-6-1 (Far Western Conference)

Home: 2-4-0 | Away: 0-2-1

Head Coach: Arthur W. Jones

Date	Opponent	Result	Score	Attend
S26	at Modesto JC	T	6-6	
O3	Occidental	L	10-33	
O10	Santa Clara	L	0-6	
O24	San Jose State	W	23-7	
O31	^UC Davis	L	0-6	
N7	^at Nevada	L	6-60	
N11	Kingsburg High	W	63-6	
N26	^Pacific	L	0-7	
D5	^at Saint Mary's	L	15-61	

1926

Record: 5-3-1 (Far Western Conference)

Home: 4-2-0 | Away: 1-1-1

Head Coach: Arthur W. Jones

Date	Opponent	Result	Score	Attend
S25	at Stanford	L	7-44	
O2	UC Santa Barbara	W	26-0	
O9	^Nevada	L	6-28	
O16	LaVerne	W	22-7	
O30	at San Diego State	W	28-7	
N6	San Jose State	W	34-0	
N11	^UC Davis	W	23-7	
N19	^Saint Mary's	L	0-16	
N25	^at Pacific	T	0-0	

1927

Record: 3-3-2 (Far Western Conference)

Home: 3-1-2 | Away: 0-2-0

Head Coach: Arthur W. Jones

Date	Opponent	Result	Score	Attend
S17	at Stanford	L	0-33	
O1	at UCLA	L	0-7	
O15	^Nevada	W	10-7	
O29	^San Francisco	T	6-6	
N5	San Jose State	W	10-7	
N11	^UC Davis	L	7-13	
N18	Santa Clara	T	6-6	
N24	^Pacific	W	6-0	

1928

Record: 2-5-1 (Far Western Conference)

Home: 2-4-0 | Away: 0-1-1

Head Coach: Arthur W. Jones

Date	Opponent	Result	Score	Attend
S29	Cal Poly	W	37-0	
O6	UC Santa Barbara	W	7-0	
O13	^San Francisco	L	0-19	
O27	Stanford	L	0-47	
N3	^at Pacific	L	0-13	
N10	^at Nevada	T	12-12	
N23	Santa Clara	L	0-33	
N29	^UC Davis	L	0-13	

1929

Record: 1-7-0 (Far Western Conference)

Home: 1-3-0 | Away: 0-4-0

Head Coach: Stanley E. Borleske

Date	Opponent	Result	Score	Attend
S28	Loyola	L	0-20	
O5	at UCLA	L	6-56	
O12	Olympic Club	L	0-60	
O19	^at Nevada	L	0-48	
O26	^at Chico State	L	0-12	
N11	^at UC Davis	L	0-22	
N16	^San Jose State	L	14-26	
N28	^Pacific	W	20-6	

1930

Record: 8-0-0 (Far Western Conference)

Home: 4-0-0 | Away: 4-0-0

Head Coach: Stanley E. Borleske

Far Western Conference Champions

Date	Opponent	Result	Score	Attend
S27	at Cal Christian	W	19-7	3,500
O3	Redlands	W	31-26	4,500
O10	at Loyola	W	12-7	
O18	^Chico State	W	13-7	
N1	^at Pacific	W	19-0	
N8	^UC Davis	W	27-7	6,000
N15	^at San Jose State	W	27-12	
N27	^Nevada	W	6-0	10,000

1931

Record: 4-6-0 (Far Western Conference)

Home: 3-4-0 | Away: 1-2-0

Head Coach: Stanley E. Borleske

Date	Opponent	Result	Score	Attend
S26	at Northern Arizona	L	2-26	
O3	Whittier	W	13-12	3,000
O10	LaVerne	L	6-7	
O17	^at San Jose State	W	32-0	
O24	^at Nevada	L	13-31	5,000
N7	at UC Davis	W	20-7	
N11	Arizona State	L	0-7	
N21	^at Chico State	L	6-18	
N26	^Pacific	W	6-0	
D5	San Diego State	L	0-15	2,000

1932

Record: 3-5-2 (Far Western Conference)

Home: 3-3-0 | Away: 0-2-2

Head Coach: Stanley E. Borleske

Date	Opponent	Result	Score	Attend
S24	San Diego Marines	W	12-0	4,500
O1	West Coast Army	L	6-7	
O8	^UC Davis	L	0-3	
O15	San Francisco State	W	32-13	3,500
O21	^at San Jose State	T	0-0	
O29	at Pacific	L	0-35	
N5	at Northern Arizona	T	0-0	
N11	at Washburn	L	0-26	3,500
N18	LaVerne	W	6-0	
N24	^Nevada	L	0-7	

1933

Record: 5-4-0 (Far Western Conference)

Home: 4-2-0 | Away: 1-2-0

Head Coach: Leo Harris

Date	Opponent	Result	Score	Attend
S29	Cal Tech	W	26-6	5,000
O7	LaVerne	W	14-7	
O14	California JVs	L	0-7	
O21	Cal Poly Pomona	W	24-0	
O28	at UC Davis	W	20-0	
N4	at Arizona State	L	7-21	
N11	Washburn	W	7-0	7,500
N18	at San Jose State	L	0-18	7,000
N30	Pacific	L	0-12	8,000

1934

Record: 7-2-1 (Far Western Conference)

Home: 5-2-1 | Away: 2-0-0

Head Coach: Leo Harris

Far Western Conference Co-Champions

Date	Opponent	Result	Score	Attend
S22	San Francisco State	W	33-6	2,099
S29	USC JVs	W	7-0	2,574
O6	California JVs	L	6-12	1,416
O13	at Northern Arizona	W	26-14	
O19	^at Pacific	W	7-6	9,000
O27	Santa Clara	L	0-19	7,182
N3	^San Jose State	T	7-7	7,182
N12	^UC Davis	W	40-13	5,723
N17	Cal Tech	W	66-0	379
N29	^Nevada	W	33-0	5,754

1935

Record: 6-3-0 (Far Western Conference)

Home: 3-3-0 | Away: 3-0-0

Head Coach: Leo Harris

Far Western Conference Champions

Date	Opponent	Result	Score	Attend
S28	LaVerne	W	46-0	3,601
O5	California JVs	L	7-13	4,935
O12	Santa Clara	L	0-24	6,064
O19	^at Chico State	W	13-0	
O26	Cal Tech	W	51-7	2,240
N2	^Pacific	W	20-7	3,833
N11	^at Nevada	W	27-6	3,500
N16	^at UC Davis	W	32-6	
N28	San Francisco	L	3-21	7,647

1936

Record: 5-3-1 (Far Western Conference)

Home: 5-1-1 | Away: 0-2-0

Head Coach: James Bradshaw

Date	Opponent	Result	Score	Attend
S26	San Francisco	L	0-14	6,169
O10	Whittier	W	18-0	4,533
O17	Northern Arizona	W	31-6	826
O24	California JVs	W	32-6	4,952
O31	^Chico State	W	38-0	2,558
N7	Willamette	T	14-14	4,132
N13	^at Pacific	L	0-17	7,000
N26	^Nevada	W	13-6	6,521
D5	at Hardin-Simmons	L	6-28	



YEAR-BY-YEAR RESULTS

1937

Record: 8-1-1 (Far Western Conference)
Home: 3-1-1 | Away: 4-0-0 | Bowl: 1-0-0
Head Coach: James Bradshaw
Far Western Conference Champions

Date	Opponent	Result	Score	Attend
S25	USC JVs	T	13-13	5,123
O1	at Willamette	W	7-0	3,200
O9	California JVs	W	20-7	6,576
O15	at Whittier	W	24-0	2,500
O22	*at UC Davis	W	19-0	3,500
O30	*Chico State	W	40-7	3,082
N6	*at Nevada	W	46-8	3,500
N11	Hardin-Simmons	L	7-14	11,371
N25	*Pacific	W	20-0	10,053
Little All-American Bowl (Los Angeles, Calif.)				
D25	vs. Ark. St. Teachers College	W	27-26	5,000

1938

Record: 7-3-0 (Far Western Conference)
Home: 6-2-0 | Away: 1-1-0
Head Coach: James Bradshaw

Date	Opponent	Result	Score	Attend
O1	San Diego Marines	W	34-14	6,850
O8	California JVs	W	27-7	5,479
O15	Central Arkansas	W	34-0	7,954
O22	*at Nevada	W	27-0	6,000
O29	UC Davis	W	37-7	3,209
N4	*at Pacific	L	13-18	9,000
N11	San Francisco	L	6-14	4,936
N18	Hawai`i	W	15-13	4,866
N24	UC Santa Barbara	W	28-0	6,756
D3	UTEP	L	6-26	5,000

1939

Record: 10-1-0 (CCAA)
Home: 6-1-0 | Away: 4-0-0
Head Coach: James Bradshaw

Date	Opponent	Result	Score	Attend
S30	UTEP	W	10-7	8,597
O6	at UC Santa Barbara	W	13-6	
O14	Nevada	W	45-0	9,533
O21	California JVs	W	28-7	5,044
O28	San Francisco	W	21-2	8,506
N4	Pacific	W	7-0	11,227
N11	Portland	W	27-13	9,310
N17	at Whittier	W	27-13	
N23	San Jose State	L	7-42	11,311
D2	at Hawai`i	W	38-2	22,000
D6	at Healan AC	W	21-6	

1940

Record: 9-2-1 (CCAA)
Home: 6-1-0 | Away: 3-1-1
Head Coach: James Bradshaw

Date	Opponent	Result	Score	Attend
S28	Whittier	W	13-7	7,946
O5	UC Santa Barbara	W	20-6	7,596
O12	West Texas State	W	15-6	9,625
O18	at Pacific	W	3-0	10,000
O25	at San Diego State	T	0-0	4,000
N2	Nevada	W	7-6	5,732
N11	UTEP	W	16-6	10,024
N16	San Jose State	L	7-14	12,276
N21	Colorado School of Mines	W	28-0	7,256
D7	at Central Arkansas	L	0-13	2,500
D25	at Healan AC	W	20-0	
J1	at Hawai`i	W	3-0	22,000

1941

Record: 4-3-2 (CCAA)
Home: 1-0-0 | Away: 3-3-2
Head Coach: James Bradshaw
California Collegiate Athletic Assoc. Champions

Date	Opponent	Result	Score	Attend
S27	West Texas State	L	6-7	
O4	at Camp Haan	T	7-7	
O11	at UC Santa Barbara	W	26-0	
O18	at Nevada	W	6-3	4,000
O25	San Diego State	W	26-0	6,720
N1	at San Francisco	L	27-47	12,000
N11	at Pacific	W	13-0	13,000
N14	at San Jose State	T	0-0	10,000
N20	at Arizona State	L	7-26	

1942

Record: 9-1-0 (CCAA)
Home: 6-1-0 | Away: 3-0-0
Head Coach: James Bradshaw
California Collegiate Athletic Assoc. Champions

Date	Opponent	Result	Score	Attend
S26	Whittier	W	51-0	4,272
O3	Occidental	W	53-6	3,925
O11	at San Diego State	W	66-0	6,500
O18	March Field	W	20-0	7,521
O25	Fort Ord	W	80-0	5,979
O31	at Pacific	W	13-0	
N7	Nevada	W	33-0	4,271
N11	San Francisco	L	13-33	12,519
N26	San Jose State	W	6-0	10,142
N29	at Loyola	W	27-6	

1943

No football due to World War II

1944

Record: 0-6 (CCAA)
Home: 0-3-0 | Away: 0-3-0
Head Coach: Earl Wight

Date	Opponent	Result	Score	Attend
O21	at Minter Field	L	0-20	300
O28	at Salinas JC	L	6-13	
N3	at Modesto JC	L	0-28	
N11	Minter Field	L	0-13	
N18	Tonopah Army Air Field	L	6-7	1,500
N23	Pacific	L	6-14	4,500

1945

Record: 4-6-2 (CCAA)
Home: 0-2-2 | Away: 4-3-0 | Bowl: 0-1-0
Head Coach: Alvin "Pix" Pierson

Date	Opponent	Result	Score	Attend
S15	Cal Poly	T	6-6	6,398
S21	at Pacific	W	13-0	
S29	Minter Field	T	0-0	6,782
O6	at Northern Arizona	W	19-0	
O13	Cal Poly	W	24-0	
O20	at S.B. Marines	L	0-26	
O27	San Diego State	L	0-7	5,861
N3	at Nevada	L	4-7	15,000
N12	Saint Mary's	L	6-32	13,357
N17	at Camp Beale	L	13-21	
N22	at Pacific	W	16-0	
Raisin Bowl (Fresno, Calif.)				
J1	Drake	L	12-13	10,000

1946

Record: 8-4-0 (CCAA)
Home: 5-1-0 | Away: 3-3-0
Head Coach: James Bradshaw

Date	Opponent	Result	Score	Attend
S28	Santa Clara	W	20-7	14,694
O5	Hawai`ian All-Stars	W	13-6	11,613
O12	at Oklahoma City	L	7-46	
O19	at UC Santa Barbara	W	20-13	
O26	at San Diego State	L	0-7	
N2	Loyola	W	28-0	6,540
N11	Hawai`i	L	2-7	11,057
N16	Pacific	W	13-12	6,809
N22	at San Jose State	L	2-13	
N28	Idaho	W	13-12	6,827
D5	at Molli Bears	W	41-0	
D11	at Leilehau Alumni	W	18-6	

1947

Record: 3-6-2 (CCAA)
Home: 3-3-1 | Away: 0-3-1
Head Coach: Kenny Gleason

Date	Opponent	Result	Score	Attend
S20	Oklahoma City	L	2-27	13,758
S27	Molli Bears	W	18-7	7,704
O4	Santa Clara	L	19-20	10,780
O11	Cal Poly	W	14-6	6,085
O18	Honolulu All-Stars	L	7-34	7,862
N1	San Diego State	T	7-7	4,307
N8	at New Mexico	L	3-34	7,500
N15	at UC Santa Barbara	T	7-7	5,000
N21	at Pacific	L	22-47	
N27	at San Jose State	W	21-20	8,500
D6	at Hawai`i	L	13-27	

1948

Record: 3-6-1 (CCAA)
Home: 3-3-1 | Away: 0-3-0
Head Coach: Kenny Gleason

Date	Opponent	Result	Score	Attend
S25	at Portland	T	6-6	
O2	Santa Clara	L	7-45	12,081
O9	at Cal Poly	L	14-26	
O16	UC Santa Barbara	W	28-7	5,218
O23	at Pepperdine	L	13-14	
O30	New Mexico	W	20-14	4,698
N6	at San Diego State	W	7-6	
N11	Nevada	L	7-53	11,554
N19	at San Jose State	L	6-41	10,000
N25	Pacific	L	0-55	6,487

1949

Record: 3-8-0 (CCAA)
Home: 3-3-0 | Away: 0-5-0
Head Coach: Alvin "Pix" Pierson

Date	Opponent	Result	Score	Attend
S24	Cal Poly	W	20-7	9,141
O1	Santa Clara	L	0-53	10,324
O7	at Loyola	L	13-52	
O14	at UC Santa Barbara	L	7-14	
O22	at Nevada	L	13-34	
O29	Alameda Air Pac	W	55-30	2,583
N5	San Diego State	L	7-18	5,150
N11	Pepperdine	W	20-7	4,729
N18	at Pacific	L	0-45	8,500
N24	San Jose State	L	7-43	6,381
D2	at Hawai`i	L	14-41	20,000

1950

Record: 2-6-1 (CCAA)
Home: 1-3-0 | Away: 1-3-1
Head Coach: Duke Jacobs

Date	Opponent	Result	Score	Attend
S23	at Cal Poly	W	31-7	5,000
O6	Hawai`i	W	34-20	9,218
O13	UC Santa Barbara	L	7-13	10,005
O21	at San Diego State	T	20-20	6,000
O28	Pacific	L	7-52	10,661
N3	at San Jose State	L	7-33	8,500
N11	Loyola	L	0-28	6,471
N18	at Pepperdine	L	13-27	500
N24	at North Texas State	L	12-31	4,937
Total Att: 61,292 6,810 Avg.				
Home Att: 36,355 9,089 Avg.				

1951

Record: 5-5-0 (CCAA)
Home: 3-4-0 | Away: 2-1-0
Head Coach: Duke Jacobs

Date	Opponent	Result	Score	Attend
S22	at UC Davis	W	27-0	2,000
S29	Pepperdine	W	33-14	8,945
O6	San Jose State	L	6-32	11,155
O12	UC Santa Barbara	L	22-23	6,152
O20	Cal Poly	W	42-19	6,427
O27	Occidental	W	27-6	6,393
N3	San Diego State	L	7-13	8,121
N10	at Whittier	W	28-0	3,500
N17	at North Texas State	L	0-62	5,000
N24	San Francisco State	L	7-20	5,433
Total Att: 63,126 6,313 Avg.				
Home Att: 52,626 7,518 Avg.				

1952

Record: 8-2-0 (CCAA)
Home: 5-1-0 | Away: 3-1-0
Head Coach: Clark Van Galder

Date	Opponent	Result	Score	Attend
S20	UC Davis	W	41-7	7,524
O4	Pepperdine	W	60-7	8,198
O10	at San Jose State	L	6-40	
O18	Utah State	W	27-21	9,266
O24	at Occidental	W	20-9	
N1	at San Diego State	W	49-33	
N8	at Nevada	W	59-32	
N15	Pacific	L	0-50	7,155
N22	San Francisco State	W	48-20	5,119
N29	Whittier	W	21-14	5,949



YEAR-BY-YEAR RESULTS

1953

Record: 4-4-2 (CCAA)
Home: 4-2-1 | Away: 0-2-1
Head Coach: Clark Van Galder

Date	Opponent	Result	Score	Attend
S26	Cal Poly	L	6-27	5,298
O3	San Jose State	L	21-27	5,574
O9	at Cal State LA	L	12-14	
O17	Nevada	W	47-7	9,600
O24	UC Santa Barbara	W	20-0	7,188
O31	San Diego State	T	27-27	6,212
N7	at Utah State	L	6-46	
N11	San Francisco State	W	41-27	6,250
N14	Pepperdine	W	54-2	5,224
N21	at Pacific	T	21-21	

1954

Record: 7-3-0 (CCAA)
Home: 4-2-0 | Away: 3-1-0
Head Coach: Clark Van Galder
California Collegiate Athletic Assoc. Champions

Date	Opponent	Result	Score	Attend
S25	Hawai'i	L	20-25	9,871
O2	Cal State LA	W	49-19	5,663
O9	Utah State	W	23-13	7,204
O16	at Nevada	W	52-6	2,500
O23	at UC Santa Barbara	W	26-20	5,000
O30	at San Diego State	W	20-0	12,000
N7	Cal Poly	W	16-13	12,789
N10	San Diego Marines	L	0-20	6,339
N14	at San Jose State	L	0-28	10,000
N26	San Francisco State	W	39-20	4,085

Total Att: 75,451 | 7,545 Avg.
Home Att: 45,951 | 7,659 Avg.

1955

Record: 9-1-0 (CCAA)
Home: 6-0-0 | Away: 3-1-0
Head Coach: Clark Van Galder
California Collegiate Athletic Assoc. Champions

Date	Opponent	Result	Score	Attend
S23	at San Francisco State	W	20-12	
O1	Willamette	W	33-7	7,307
O8	San Diego Navy	W	52-0	6,035
O15	Nevada	W	42-9	6,454
O22	San Diego Marines	W	20-0	7,194
O29	at Utah State	L	14-39	4,000
N5	San Diego State	W	20-6	6,228
N12	at Cal Poly	W	34-6	7,500
N18	San Jose State	W	19-13	11,145
N26	at Hawai'i	W	20-18	18,000

1956

Record: 8-2-0 (CCAA)
Home: 4-2-0 | Away: 4-0-0
Head Coach: Clark Van Galder
California Collegiate Athletic Assoc. Champions

Date	Opponent	Result	Score	Attend
S22	at BYU	W	26-13	8,330
S29	at Willamette	W	27-12	
O5	San Diego Marines	W	2-0	7,800
O13	Pacific	L	14-21	13,923
O20	San Francisco State	W	28-0	6,719
O27	Hawai'i	W	39-20	8,430
N3	Idaho	L	12-24	10,018
N10	Cal Poly	W	21-13	8,372
N17	at San Diego State	W	50-7	11,000
N22	at San Jose State	W	30-14	7,000

1957

Record: 5-5-0 (CCAA)
Home: 3-2-0 | Away: 2-3-0
Head Coach: Clark Van Galder

Date	Opponent	Result	Score	Attend
S21	Montana State	L	14-27	9,598
S28	at Pacific	L	12-34	20,500
O5	San Diego Marines	L	0-53	6,050
O12	at San Francisco State	W	27-7	3,000
O19	at Cal Poly	L	7-14	7,000
O26	at Idaho	L	6-20	5,000
N3	San Diego State	W	27-0	3,761
N9	BYU	W	27-14	7,523
N16	San Jose State	W	13-6	8,570
N22	at Hawai'i	W	31-8	10,000

Total Att: 81,002 | 8,100 Avg.
Home Att: 35,502 | 7,100 Avg.

1958

Record: 5-5-0 (CCAA)
Home: 4-2-0 | Away: 1-3-0
Head Coach: Clark Van Galder
California Collegiate Athletic Assoc. Champions

Date	Opponent	Result	Score	Attend
S20	at BYU	L	7-29	7,155
S27	San Diego Marines	L	6-20	6,621
O11	at UC Santa Barbara	L	22-25	7,000
O18	Cal Poly	W	14-0	9,449
O25	at Cal State LA	W	7-6	
N1	San Diego State	W	22-20	6,392
N8	Long Beach State	W	22-6	8,000
N15	at San Jose State	L	6-48	12,000
N22	San Francisco State	W	35-0	6,351
N29	Pacific	L	6-52	9,768

1959

Record: 7-3-0 (CCAA)
Home: 4-2-0 | Away: 3-1-0
Head Coach: Cecil Coleman
California Collegiate Athletic Assoc. Champions

Date	Opponent	Result	Score	Attend
S26	BYU	W	27-16	8,234
O3	UC Santa Barbara	W	28-12	7,929
O10	San Diego Marines	L	6-13	7,553
O17	San Jose State	L	14-40	10,907
O24	at Cal Poly	W	28-13	8,000
O31	San Diego State	W	38-13	5,950
N7	at Pacific	L	13-18	12,500
N14	at Long Beach State	W	29-8	3,500
N21	Cal State LA	W	21-0	6,223
N27	at Hawai'i	W	22-13	10,000

Total Att: 80,796 | 7,080 Avg.
Home Att: 46,796 | 7,799 Avg.

1960

Record: 9-1-0 (CCAA)
Home: 6-1-0 | Away: 3-0-0
Head Coach: Cecil Coleman
California Collegiate Athletic Assoc. Champions

Date	Opponent	Result	Score	Attend
S24	Hawai'i	W	17-7	9,601
S30	at UC Santa Barbara	W	33-15	
O8	Abilene Christian	W	20-19	8,479
O15	Cal Poly	W	33-0	11,320
O22	at Cal State LA	W	35-13	
O29	San Diego State	W	60-0	6,500
N5	Long Beach State	W	21-3	5,194
N11	at San Jose State	W	27-12	9,000
N19	Montana State	L	20-22	12,440
N26	Pacific	W	32-7	10,011

1961

Record: 10-0-0 (CCAA)
Home: 4-0-0 | Away: 5-0-0 | Bowl: 1-0-0
Head Coach: Cecil Coleman
California Collegiate Athletic Assoc. Champions

Date	Opponent	Result	Score	Attend
S23	at Montana State	W	16-13	7,000
S30	UC Santa Barbara	W	22-14	9,066
O7	at Pacific	W	20-19	10,000
O14	at Cal Poly	W	42-13	6,000
O21	at Cal State LA	W	35-6	11,151
O28	San Diego State	W	27-6	6,595
N3	at Long Beach State	W	37-14	5,000
N11	Abilene Christian	W	21-7	9,960
N18	San Jose State	W	36-27	14,141

Mercy Bowl (Los Angeles, Calif.)
 N23 vs. Bowling Green W 36-6 33,146

Total Att: 112,039 | 11,204 Avg.
Home Att: 39,762 | 9,941 Avg.

1962

Record: 7-3-0 (CCAA)
Home: 4-1-0 | Away: 3-2-0
Head Coach: Cecil Coleman

Date	Opponent	Result	Score	Attend
S22	Whitworth	W	48-7	11,339
S28	at UC Santa Barbara	W	37-0	6,000
O6	at Abilene Christian	L	14-26	8,500
O13	Cal Poly	W	51-6	11,301
O20	at Cal State LA	W	34-0	14,630
O27	at San Diego State	L	26-29	13,000
N3	Long Beach State	W	50-0	8,092
N10	at San Jose State	W	20-14	16,000
N17	Pacific	W	18-13	10,973
N24	Montana State	L	20-21	10,425

Total Att: 110,260 | 11,026 Avg.
Home Att: 52,130 | 10,426 Avg.

1963

Record: 4-6-0 (CCAA)
Home: 2-3-0 | Away: 2-3-0
Head Coach: Cecil Coleman

Date	Opponent	Result	Score	Attend
S21	at Idaho	L	8-32	8,200
S28	at Montana State	L	7-29	6,500
O5	Adams State	W	25-7	8,449
O12	at Pacific	W	29-7	14,000
O19	at Cal Poly	W	28-0	5,000
O26	Cal State LA	W	35-20	11,353
N2	at Long Beach State	L	14-25	3,762
N9	San Diego State	L	6-34	10,871
N16	San Jose State	L	27-56	8,684
N23	Abilene Christian	L	29-32	5,562

Total Att: 82,381 | 8,238 Avg.
Home Att: 44,919 | 8,984 Avg.

1964

Record: 4-6-0 (CCAA)
Home: 4-1-0 | Away: 0-5-0
Head Coach: Phil Krueger

Date	Opponent	Result	Score	Attend
S19	South Dakota State	W	20-14	8,802
S26	at Montana State	L	13-27	6,000
O3	Hawai'i	W	28-0	8,891
O10	at Idaho State	L	12-20	6,400
O17	Cal Poly	W	23-13	9,525
O24	at Cal State LA	L	12-32	8,000
O31	at San Diego State	L	6-44	12,000
N7	Long Beach State	L	20-21	5,743
N14	Pacific	W	54-7	5,585
N21	at San Jose State	L	14-26	15,214

Total Att: 86,160 | 8,616 Avg.
Home Att: 38,546 | 7,709 Avg.

1965

Record: 6-4-0 (CCAA)
Home: 3-2-0 | Away: 3-2-0
Head Coach: Phil Krueger

Date	Opponent	Result	Score	Attend
S25	at Colorado	L	7-10	29,000
O2	Washburn	W	54-0	9,388
O9	Montana State	W	25-14	10,862
O16	at Cal Poly	W	20-14	7,000
O23	Cal State LA	L	15-17	13,455
O30	San Diego State	L	7-26	9,009
N6	at Long Beach State	L	12-14	9,100
N13	at Pacific	W	20-0	4,000
N20	San Jose State	W	24-18	7,897
N27	at Hawai'i	W	7-3	2,356

Total Att: 102,067 | 10,207 Avg.
Home Att: 50,611 | 10,122 Avg.



YEAR-BY-YEAR RESULTS

1966

Record: 7-3-0 (CCAA)

Home: 5-1-0 | Away: 2-2-0

Head Coach: Darryl Rogers

Date	Opponent	Result	Score	Attend
S17	Hawai`i	W	28-27	9,089
S24	Northern Arizona	W	14-12	8,586
O1	at Montana State	L	6-55	9,100
O8	CS Northridge	W	18-17	6,918
O15	Cal Poly	W	14-7	11,016
O22	at Cal State LA	W	14-7	
O29	at San Diego State	L	13-34	15,178
N5	Long Beach State	L	20-28	7,452
N12	Pacific	W	16-14	8,429
N19	at San Jose State	W	15-13	

1967

Record: 3-8-0 (CCAA)

Home: 1-5-0 | Away: 2-3-0

Head Coach: Darryl Rogers

Date	Opponent	Result	Score	Attend
S16	Santa Clara	L	16-24	9,172
S23	Idaho	L	14-30	8,065
S30	Montana State	L	20-21	7,678
O7	at CS Northridge	W	31-25	
O14	at Cal Poly	W	41-14	7,000
O21	Cal State LA	W	14-3	9,347
O28	San Diego State	L	21-28	12,276
N4	at Long Beach State	L	14-26	5,400
N11	at Pacific	L	20-32	10,550
N18	San Jose State	L	30-35	5,336
N25	at Hawai`i	L	19-29	18,000

1968

Record: 7-4-0 (CCAA)

Home: 5-1-0 | Away: 2-2-0 | Bowl: 0-1-0

Head Coach: Darryl Rogers

California Collegiate Athletic Assoc. Champions

Date	Opponent	Result	Score	Attend
S21	Idaho State	L	23-38	8,615
S28	at San Jose State	L	21-25	9,500
O5	at Portland State	W	30-13	
O12	CS Northridge	W	35-12	6,346
O19	Cal Poly	W	17-0	10,071
O25	at Cal State LA	W	42-20	1,800
N2	at San Diego State	L	12-42	24,387
N9	Long Beach State	W	34-28	8,201
N16	Montana State	W	31-16	7,245
N23	Pacific	W	10-3	7,752
Camellia Bowl (Sacramento, Calif.)				
D14	vs. Humboldt State	L	14-29	7,000

1969

Record: 6-4-0 (PCAA)

Home: 4-1-0 | Away: 2-3-0

Head Coach: Darryl Rogers

Date	Opponent	Result	Score	Attend
S20	Cal Poly Pomona	W	27-7	7,874
S27	at Montana State	W	28-20	
O4	at Pacific	L	21-40	
O11	at CS Northridge	W	38-14	
O18	at Cal Poly	L	17-21	
O25	Cal State LA	W	24-0	9,303
N1	San Diego State	L	20-48	9,501
N8	at Long Beach State	L	7-37	
N15	Northern Arizona	W	27-18	6,341
N22	Portland State	W	28-22	5,371

1970

Record: 8-4-0 (PCAA)

Home: 5-2-0 | Away: 3-2-0

Head Coach: Darryl Rogers

Date	Opponent	Result	Score	Attend
S12	Hayward State	W	28-12	7,581
S19	at UC Santa Barbara	W	25-10	
S26	Montana State	L	12-26	9,044
O3	Pacific	W	34-14	8,486
O10	CS Northridge	W	21-7	6,522
O17	Cal Poly	W	23-17	12,297
O24	Cal State LA	W	51-6	7,956
O31	at San Diego State	L	14-56	
N7	Long Beach State	L	14-50	
N14	at Northern Arizona	W	40-7	
N21	at San Jose State	W	27-19	
N28	at Hawai`i	L	0-49	

1971

Record: 6-5-0 (PCAA)

Home: 5-1-0 | Away: 1-3-0 | Bowl: 0-1-0

Head Coach: Darryl Rogers

Date	Opponent	Result	Score	Attend
S11	Hayward State	L	14-18	8,769
S18	San Jose State	W	14-7	8,526
S25	at Montana State	L	28-37	
O2	Hawai`i	W	19-8	9,441
O16	at Cal Poly	W	13-10	
O23	Cal State LA	W	47-7	7,723
O30	San Diego State	W	17-10	11,140
N5	at Long Beach State	L	13-30	
N13	CS Northridge	W	23-7	5,457
N20	at Pacific	L	13-14	
Mercy Bowl II (Anaheim, Calif.)				
D11	CS Fullerton	L	14-17	16,854

1972

Record: 6-4-1 (PCAA)

Home: 3-3-1 | Away: 3-1-0

Head Coach: Darryl Rogers

Date	Opponent	Result	Score	Attend
S9	Sacramento State	W	24-7	7,012
S16	Western Michigan	W	41-14	7,992
S23	at New Mexico State	W	49-17	
S30	at San Jose State	W	23-21	
O7	Pacific	L	0-17	14,071
O14	Cal Poly	T	24-24	13,334
O21	Cal State LA	W	31-0	8,104
O28	at San Diego State	L	14-21	
N4	Long Beach State	L	16-21	9,049
N11	at Northern Illinois	W	9-6	
N18	Montana State	L	6-10	5,278

1973

Record: 2-9-0 (PCAA)

Home: 1-5-0 | Away: 1-4-0

Head Coach: JR Boone

Date	Opponent	Result	Score	Attend
S8	Cal Poly Pomona	L	9-17	8,223
S15	San Jose State	L	6-24	8,851
S22	Hawai`i	L	10-13	8,416
S29	at Montana State	L	6-38	
O6	Northern Illinois	L	15-24	6,496
O13	at Wichita State	L	13-18	
O19	at Long Beach State	W	15-14	
O27	at Cal Poly	L	14-28	
N10	at Pacific	L	0-42	
N17	San Diego State	L	6-41	5,160
N24	CS Northridge	W	54-24	3,941

1974

Record: 5-7-0 (PCAA)

Home: 2-4-0 | Away: 3-3-0

Head Coach: JR Boone

Date	Opponent	Result	Score	Attend
S7	Cal Poly Pomona	L	12-13	7,527
S14	at San Jose State	L	7-28	
S21	Montana State	L	7-14	8,786
S28	Cal Poly	L	13-17	10,417
O5	at New Mexico State	W	9-7	
O12	at San Diego State	L	21-24	
O19	Pacific	W	37-21	9,082
O26	at CS Fullerton	W	48-21	
N2	at CS Northridge	W	41-0	
N9	Long Beach State	L	24-28	8,640
N15	Wichita State	W	24-12	5,878
N23	at Hawai`i	L	7-21	

1975

Record: 3-8-0 (PCAA)

Home: 2-3-0 | Away: 1-5-0

Head Coach: JR Boone

Date	Opponent	Result	Score	Attend
S6	CS Fullerton	W	49-7	9,325
S13	at New Mexico	L	0-29	
S20	CS Northridge	L	7-13	8,528
S27	at Montana State	W	34-17	
O4	at Cal Poly	L	7-24	
O11	San Diego State	L	0-29	9,326
O18	at Long Beach State	L	17-47	
O25	at Pacific	L	28-45	
N1	San Jose State	L	7-21	6,979
N8	at Wichita State	L	11-28	
N15	Cal State LA	W	59-14	5,354

1976

Record: 5-6-0 (PCAA)

Home: 5-1-0 | Away: 0-5-0

Head Coach: Jim Sweeney

Date	Opponent	Result	Score	Attend
S11	at Louisiana Lafayette	L	14-41	22,890
S18	at San Diego State	L	3-7	40,768
S25	Montana State	W	24-10	11,500
O2	CS Fullerton	W	31-12	11,500
O9	at Wichita State	L	24-30	12,609
O16	Cal Poly	L	15-17	12,650
O23	at San Jose State	L	7-21	16,500
O30	Pacific	W	35-7	10,200
N6	Long Beach State	W	23-0	11,100
N13	New Mexico State	W	44-0	8,279
N20	at Santa Clara	L	17-20	

1977

Record: 9-2-0 (4-0 PCAA, 1st)

Home: 4-0-0 | Away: 5-2-0

Head Coach: Jim Sweeney

Pacific Coast Athletic Association Champions

Date	Opponent	Result	Score	Attend
S6	at Louisiana Lafayette	L	13-34	24,600
S17	Boise State	W	42-7	10,857
S24	at Montana State	L	14-24	10,100
O1	at Cal Poly	W	52-3	8,322
O8	San Diego State	W	34-14	14,114
O15	*at Pacific	W	24-10	13,740
O22	*San Jose State	W	45-24	16,051
O29	Idaho State	W	28-7	12,761
N5	*at Long Beach State	W	23-14	5,951
N11	*at CS Fullerton	W	44-19	5,250
N19	Santa Clara	W	35-7	12,438

Total Att.: 134,094 | Avg.: 12,190

Home Att.: 66,131 | Avg.: 13,226

1978

Record: 3-8-0 (1-4 PCAA, Tied 5th)

Home: 2-4-0 | Away: 1-4-0

Head Coach: Bob Padilla

Date	Opponent	Result	Score	Attend
S9	at McNeese State	L	16-21	14,125
S16	Weber State	W	55-14	11,373
S23	*at Utah State	L	22-45	15,507
S30	Cal Poly	L	12-24	12,287
O7	at San Diego State	L	14-31	42,424
O14	*Pacific	L	7-27	8,279
O21	*at San Jose State	L	16-26	11,410
O28	*CS Fullerton	L	8-37	7,928
N4	*Long Beach State	W	42-41	8,963
N11	Montana State	L	14-35	7,258
N18	at Idaho	W	41-28	5,500

Total Att.: 145,054 | Avg.: 13,187

Home Att.: 56,088 | Avg.: 9,348

1979

Record: 4-7-0 (2-3 PCAA, 4th)

Home: 2-4-0 | Away: 2-3-0

Head Coach: Bob Padilla

Date	Opponent	Result	Score	Attend
S8	Idaho	W	30-10	11,148
S15	at Montana State	W	22-20	8,143
S22	San Diego State	L	23-32	15,235
S29	at Washington	L	14-49	42,459
O6	at Cal Poly	L	0-26	8,680
O13	*San Jose State	L	22-35	11,789
O20	*at Long Beach State	L	14-24	5,844
O27	*at Pacific	W	33-10	25,300
N3	UNLV	L	28-31	8,143
N10	*CS Fullerton	W	28-24	8,357
N24	*Utah State	L	31-41	9,092

Total Att.: 154,190 | Avg.: 14,017

Home Att.: 63,164 | Avg.: 10,627



YEAR-BY-YEAR RESULTS

1980

Record: 5-6-0 (1-4 PCAA, Tied 4th)

Home: 4-2-0 | Away: 1-4-0

Head Coach: Jim Sweeney

Date	Opponent	Result	Score	Attend
S6	^at CS Fullerton	L	25-39	7,282
S13	at UNLV	L	6-35	19,085
S20	Louisiana Lafayette	W	16-14	12,283
S27	at Utah	L	12-27	25,358
O4	Cal Poly	W	31-25	15,221
O11	^at San Jose State	L	14-26	14,120
O18	^Pacific	W	27-3	12,782
O25	^Utah State	L	0-14	10,482
N1	^Long Beach State	L	9-34	8,228
N8	at Southern Illinois	W	31-14	9,800
N15	Montana State	W	21-14	25,684
Total Att.:			160,325	Avg.: 14,575
Home Att.:			84,680	Avg.: 14,113

1981

Record: 5-6-0 (2-3 PCAA, Tied 3rd)

Home: 2-3-0 | Away: 3-3-0

Head Coach: Jim Sweeney

Date	Opponent	Result	Score	Attend
S5	Oregon	W	23-16	28,697
S12	at Oregon State	L	28-31	28,000
S19	at Montana State	L	26-30	7,127
O3	^San Jose State	L	33-65	25,617
O10	^CS Fullerton	L	10-13	20,348
O17	Southern Illinois	L	18-24	16,385
O24	^at Pacific	W	30-27	13,500
O31	^at Utah State	L	0-20	13,086
N7	UNLV	W	42-26	16,241
N14	^at Long Beach State	W	31-30	5,077
N21	at Arizona	W	23-17	38,107
Total Att.:			212,185	Avg.: 19,290
Home Att.:			107,288	Avg.: 21,458

1982

Record: 11-1-0 (6-0 PCAA, 1st)

Home: 7-0-0 | Away: 3-1-0 | Bowl: 1-0-0

Head Coach: Jim Sweeney

Pacific Coast Athletic Association Champions

Date	Opponent	Result	Score	Attend
S11	Cal Poly	W	26-6	26,274
S18	at Oregon	W	10-4	19,836
S25	Weber State	W	25-9	26,892
O2	^Utah State	W	31-6	25,174
O9	^Pacific	W	49-30	25,574
O16	at Nevada	L	26-40	9,077
O23	^at San Jose State	W	39-27	21,302
O30	^Long Beach State	W	40-22	24,333
N6	^CS Fullerton	W	31-14	22,620
N13	Montana State	W	45-14	18,024
N20	^at UNLV	W	30-28	15,528
Cal Bowl II (Fresno, Calif.)				
D18	Bowling Green	W	29-28	30,000
Total Att.:			264,634	Avg.: 22,053
Home Att.:			198,891	Avg.: 24,861

1983

Record: 6-5-0 (2-4 PCAA, 6th)

Home: 3-4-0 | Away: 3-1-0

Head Coach: Jim Sweeney

Date	Opponent	Result	Score	Attend
S10	Bowling Green	L	27-35	30,000
S17	Nevada	W	24-22	27,705
S24	^at Pacific	W	34-14	16,234
O1	^at Utah State	L	12-20	10,179
O8	^San Jose State	L	23-41	35,000
O15	at Montana State	W	31-12	6,467
O22	^CS Fullerton	L	17-18	26,903
O29	Cal Poly	W	30-7	25,712
N5	^UNLV	L	7-20	24,054
N12	^at Long Beach State	W	7-3	2,017
N19	Northern Arizona	W	30-22	20,527
Total Att.:			219,798	Avg.: 19,982
Home Att.:			184,901	Avg.: 26,414

1984

Record: 6-6-0 (3-4 PCAA, Tied 4th)

Home: 4-2-0 | Away: 2-4-0

Head Coach: Jim Sweeney

Date	Opponent	Result	Score	Attend
S1	at Arizona	W	27-22	43,477
S8	at Boise State	W	37-21	19,252
S15	Cal Poly	W	14-0	30,991
S22	^Long Beach State	W	20-17	31,162
S29	^New Mexico State	W	53-24	32,952
O6	at Hawai`i	L	15-27	41,999
O20	^Utah State	W	43-18	31,463
O27	^at San Jose State	L	17-18	17,047
N3	^at CS Fullerton	L	17-20	12,121
N10	^Pacific	L	6-24	24,684
N17	Montana State	L	31-35	24,088
N24	^at UNLV	L	13-27	12,155
Total Att.:			321,391	Avg.: 26,783
Home Att.:			175,340	Avg.: 29,223

1985

Record: 11-0-1 (7-0 PCAA, 1st)

Home: 5-0-1 | Away: 5-0-0 | Bowl: 1-0-0

Head Coach: Jim Sweeney

Pacific Coast Athletic Association Champions

Date	Opponent	Result	Score	Attend
S14	^UNLV	W	26-6	33,754
S21	at Oregon State	W	33-24	31,162
S28	Cal Poly	W	59-10	32,536
O5	Hawai`i	T	24-24	29,676
O12	^San Jose State	W	37-17	34,004
O19	^at New Mexico State	W	48-21	16,544
O26	^at Utah State	W	38-19	10,702
N2	^CS Fullerton	W	42-7	30,514
N9	^at Pacific	W	43-37	14,000
N16	^at Long Beach State	W	33-31	15,240
N21	Wichita State	W	47-6	30,904
Cal Bowl V (Fresno, Calif.)				
D14	Bowling Green	W	51-7	32,554
Total Att.:			311,590	Avg.: 25,966
Home Att.:			223,942	Avg.: 31,992

1986

Record: 9-2-0 (6-1 PCAA, 2nd)

Home: 8-0-0 | Away: 1-2-0

Head Coach: Jim Sweeney

Date	Opponent	Result	Score	Attend
S6	Montana State	W	55-2	34,512
S13	Oregon State	W	27-0	34,557
S27	Louisiana Tech	W	34-10	34,528
O4	^at San Jose State	L	41-45	28,158
O11	^New Mexico State	W	17-14	34,546
O18	^Pacific	W	10-9	34,551
O25	^Long Beach State	W	25-12	34,283
O30	^CS Fullerton	W	30-20	27,222
N6	^at UNLV	W	36-7	8,940
N15	at Hawai`i	L	13-24	40,487
N22	^Utah State	W	14-7	34,381
Total Att.:			346,165	Avg.: 31,470
Home Att.:			268,580	Avg.: 33,573

1987

Record: 6-5-0 (4-3 PCAA, Tied 2nd)

Home: 5-1-0 | Away: 1-4-0

Head Coach: Jim Sweeney

Date	Opponent	Result	Score	Attend
S5	at Washington State	L	24-41	22,971
S12	Western Illinois	W	20-17	34,325
S19	at UCLA	L	0-17	49,264
O1	^Long Beach State	W	30-7	32,215
O10	Southern Illinois	W	35-0	34,523
O17	^San Jose State	L	16-20	35,227
O24	^at Pacific	L	22-23	16,389
O31	^UNLV	W	45-10	31,595
N7	^CS Fullerton	W	21-17	33,522
N14	^at Utah State	L	13-17	8,281
N21	^at New Mexico State	W	34-10	2,621
Total Att.:			300,933	Avg.: 27,358
Home Att.:			201,407	Avg.: 33,568

1988

Record: 10-2-0 (7-0 Big West, 1st)

Home: 5-0-0 | Away: 4-2-0 | Bowl: 1-0-0

Head Coach: Jim Sweeney

Big West Conference Champions

Date	Opponent	Result	Score	Attend
S3	at New Mexico	W	68-21	18,061
S10	at Colorado	L	3-45	32,417
S17	^New Mexico State	W	41-0	34,459
S24	McNeese State	W	49-0	34,503
O1	at Oregon State	L	10-21	28,179
O8	^at CS Fullerton	W	23-10	5,108
O15	^Utah State	W	51-10	34,942
O29	^at San Jose State	W	17-15	21,367
N5	^Pacific	W	34-0	34,436
N12	^at UNLV	W	31-14	23,408
N19	^Long Beach State	W	31-3	32,774
Cal Bowl VIII (Fresno, Calif.)				
D10	Western Michigan	W	35-30	31,272
Total Att.:			330,926	Avg.: 27,577
Home Att.:			202,386	Avg.: 33,731

1989

Record: 11-1-0 (7-0 Big West, 1st)

Home: 7-0-0 | Away: 3-1-0 | Bowl: 1-0-0

Head Coach: Jim Sweeney

Big West Conference Champions

Date	Opponent	Result	Score	Attend
S2	Utah	W	52-22	34,926
S9	Montana	W	52-37	33,710
S16	^at Pacific	W	27-14	4,735
S23	^Long Beach State	W	52-0	35,102
O7	Oregon State	W	35-18	35,164
O14	^at Utah State	W	34-7	13,137
O21	^CS Fullerton	W	33-19	32,135
O28	^UNLV	W	31-17	32,302
N4	^San Jose State	W	31-30	35,353
N11	^at New Mexico State	W	45-5	4,826
N18	at New Mexico	L	22-45	12,668
Cal Bowl IX (Fresno, Calif.)				
D9	Ball State	W	27-6	31,610
Total Att.:			305,668	Avg.: 25,472
Home Att.:			270,302	Avg.: 33,788

1990

Record: 8-2-1 (5-1 Big West, Tied 2nd)

Home: 6-0-1 | Away: 2-2-0

Head Coach: Jim Sweeney

Date	Opponent	Result	Score	Attend
S1	Eastern Michigan	W	41-10	32,188
S8	New Mexico	W	24-17	34,097
S15	at Utah	W	31-7	29,023
S22	^New Mexico State	W	42-3	32,698
S29	^CS Fullerton	W	38-3	33,624
O6	at Northern Illinois	L	18-73	18,067
O13	^Utah State	T	24-24	33,519
O20	^Long Beach State	W	28-16	32,219
N3	^at UNLV	W	45-18	16,846
N10	^Pacific	W	48-17	31,821
N17	^at San Jose State	L	7-42	31,218
Total Att.:			325,320	Avg.: 29,575
Home Att.:			230,166	Avg.: 32,881

1991

Record: 10-2-0 (6-1 Big West, Tied 1st)

Home: 6-0-0 | Away: 4-1-0 | Bowl: 0-1-0

Head Coach: Jim Sweeney

Big West Conference Champions

Date	Opponent	Result	Score	Attend
S7	Northern Illinois	W	55-7	34,112
S14	at Washington State	W	34-30	20,647
S21	at Oregon State	W	24-20	22,047
O5	New Mexico	W	94-17	33,739
O12	^Long Beach State	W	42-14	33,083

YEAR-BY-YEAR RESULTS

1992

Record: 9-4-0 (6-2 WAC, Tied 1st)
Home: 5-1-0 | Away: 3-3-0 | Bowl: 1-0-0
Head Coach: Jim Sweeney

Western Athletic Conference Co-Champions

Date	Opponent	Result	Score	Attend
S5	at Pacific	W	42-21	16,323
S12	at Oregon State	L	36-46	22,326
S19	*Colorado State	W	52-21	37,955
S26	Washington State	L	37-39	38,077
O3	Louisiana Tech	W	48-14	33,934
O10	*at BYU	L	24-36	65,396
O17	*at Hawai`i	L	45-47	39,823
O24	*New Mexico	W	31-28	32,743
O31	*Wyoming	W	42-31	31,088
N7	*Utah	W	41-15	37,555
N21	*at San Diego State	W	45-41	41,523
N28	*at UTEP	W	43-18	15,000

Freedom Bowl (Anaheim, Calif.)

D29	vs. USC	W	24-7	58,546
Total Att.:			470,289	Avg.: 36,176
Home Att.:			211,352	Avg.: 35,225

1993

Record: 8-4-0 (6-2 WAC, Tied 1st)
Home: 6-0-0 | Away: 2-3-0 | Bowl: 0-1-0
Head Coach: Jim Sweeney

Western Athletic Conference Co-Champions

Date	Opponent	Result	Score	Attend
S4	at Baylor	L	39-42	36,690
S11	Oregon State	W	48-30	40,048
S18	*at New Mexico	W	41-24	25,812
S25	Utah State	W	30-14	41,031
O9	*at Colorado State	L	32-34	23,812
O16	*Air Force	W	33-20	41,031
O23	*at BYU	W	48-45	65,816
O30	*at Wyoming	L	28-32	16,895
N6	*UTEP	W	30-10	34,265
N13	*Hawai`i	W	45-21	39,808
N20	*San Diego State	W	63-37	41,031

Jeep Eagle Aloha Bowl (Honolulu, Hawai`i)

D25	vs. No. 17 Colorado	L	30-41	44,009
Total Att.:			450,248	Avg.: 37,521
Home Att.:			237,214	Avg.: 39,536

1994

Record: 5-7-1 (3-4-1 WAC, 7th)
Home: 3-4-0 | Away: 2-2-1 | Neutral: 0-1-0
Head Coach: Jim Sweeney

Date	Opponent	Result	Score	Attend
A29	vs. No. 20 Ohio State ¹	L	10-34	28,513
S3	San Jose State	W	45-13	36,868
S10	at Washington State	L	3-24	24,107
S17	Oregon State	W	24-14	36,379
S24	*at Hawai`i	W	31-16	41,405
O8	*No. 22 BYU	L	30-32	41,031
O15	*Wyoming	W	38-24	35,708
O22	*at Air Force	L	7-42	39,065
O29	*New Mexico	L	32-49	33,641
N5	Nevada	L	35-62	32,328
N12	*at UTEP	T	30-30	15,328
N19	*No. 10 Colorado State	L	42-44	37,241
N26	*at San Diego State	W	49-42	23,344

¹ - Disneyland Pigskin Classic at the Florida Citrus Bowl (Orlando, Fla.)

Total Att.: 424,958 | Avg.: 32,689
Home Att.: 253,296 | Avg.: 36,171

1995

Record: 5-7-0 (2-6 WAC, Tied 7th)
Home: 4-2-0 | Away: 1-5-0
Head Coach: Jim Sweeney

Date	Opponent	Result	Score	Attend
S2	Louisiana-Monroe	W	31-17	33,155
S9	at California	W	25-24	36,500
S16	Pacific	W	56-24	34,152
S23	*at Utah	L	21-25	31,362
S30	at UCLA	L	21-45	44,499
O7	*New Mexico	W	51-34	33,544
O14	*at San Diego State	L	24-48	28,506
O28	*Air Force	L	20-31	36,147
N4	*at Hawai`i	L	37-42	31,228
N11	*UTEP	W	47-14	30,274
N18	*at Wyoming	L	10-38	13,661
N25	*BYU	L	28-45	33,719

Total Att.: 386,747 | Avg.: 32,229
Home Att.: 200,991 | Avg.: 33,499

1996

Record: 4-7 (3-5 WAC, Tied 5th Pacific Division)
Home: 3-3 | Away: 1-4
Head Coach: Jim Sweeney

Date	Opponent	Result	Score	Attend
A31	Oregon	L	27-30 ^{OT}	39,312
S7	at No. 18 Auburn	L	0-62	79,026
S21	*at Utah	L	17-45	32,539
S28	*Hawai`i	W	20-0	36,428
O12	*San Jose State	W	28-18	38,276
O19	*at Wyoming	L	21-42	14,446
O26	*at UNLV	W	34-23	11,319
N2	Boise State [†]	W	41-7	36,099
N9	*Colorado State	L	20-42	35,009
N16	*Air Force	L	38-44 ^{OT}	39,112
N23	*at San Diego State	L	21-31	32,107

[†] Jim Sweeney's 200th career victory
Total Att.: 393,673 | Avg.: 35,788
Home Att.: 224,236 | Avg.: 37,373

1997

Record: 6-6 (5-3 WAC, 3rd Pacific Division)
Home: 4-2 | Away: 2-4
Head Coach: Pat Hill

Date	Opponent	Result	Score	Attend
A30	Portland State	W	35-7	33,114
S6	Baylor	L	35-37	32,266
S13	at Oklahoma State	L	0-35	36,000
S20	at Oregon	L	40-43 ^{OT}	38,288
O2	*Utah	W	27-13	37,994
O11	*at Hawai`i	L	16-28	28,206
O18	*at No. 17 Air Force	W	20-17	45,597
O25	*UNLV	W	46-28	38,002
N1	*at San Jose State	W	53-12	18,753
N8	*at Colorado State	L	3-41	27,641
N15	*San Diego State	L	19-20	34,195
N22	*Wyoming	W	24-7	30,035

Total Att.: 400,091 | Avg.: 33,341
Home Att.: 205,606 | Avg.: 34,262

1998

Record: 5-6 (5-3 WAC, Tied 2nd Pacific Division)
Home: 4-1 | Away: 1-5
Head Coach: Pat Hill

Date	Opponent	Result	Score	Attend
S12	at No. 16 Colorado	L	21-29	42,623
S19	at Texas Tech	L	28-34	40,035
S26	Nevada	L	24-27	39,477
O3	*BYU	W	31-21	38,326
O10	*at TCU	W	10-21	28,013
O17	*at Utah	L	16-24	33,065
O24	*UTEP	W	32-6	39,881
O31	*at New Mexico	W	28-20	21,027
N7	*at San Diego State	L	0-10	22,497
N14	*Hawai`i	W	51-12	33,535
N21	*San Jose State	W	24-21	34,292

Total Att.: 372,771 | Avg.: 33,888
Home Att.: 185,511 | Avg.: 37,102

1999

Record: 8-5 (5-2 WAC, Tied 1st)
Home: 6-0 | Away: 2-4 | Bowl: 0-1
Head Coach: Pat Hill

Western Athletic Conference Co-Champions

Date	Opponent	Result	Score	Attend
S4	Portland State	W	34-6	34,977
S11	at Oregon State	L	23-46	30,339
S18	at No. 21 UCLA	L	21-35	42,649
S25	at Nevada	W	49-24	21,115
O2	*TCU	W	26-19 ^{OT}	37,112
O9	Colorado State	W	44-13	37,061
O14	*at SMU	L	14-24	8,211
O23	*UTEP	W	24-23 ^{OT}	36,405
O30	*at Tulsa	W	28-14	13,265
N6	*Rice	W	47-18	39,097
N13	*at Hawai`i	L	24-31 ^{2OT}	37,283
N20	*San Jose State	W	63-12	38,732

EA Sports Las Vegas Bowl (Las Vegas, Nev.)

D18	vs. Utah	L	16-17	28,277
Total Att.:			404,473	Avg.: 31,113
Home Att.:			223,384	Avg.: 37,231

2000

Record: 7-5 (6-2 WAC, 2nd)
Home: 5-0 | Away: 2-4 | Bowl: 0-1
Head Coach: Pat Hill

Date	Opponent	Result	Score	Attend
S2	at No. 16 Ohio State	L	10-43	96,583
S9	at No. 16 UCLA	L	21-24	45,605
S23	California	W	17-3	42,285
O5	*at Rice	W	27-24	10,384
O14	*Nevada	W	58-21	41,128
O21	*at UTEP	L	13-23	50,085
O28	*Tulsa	W	34-12	41,088
N4	*Hawai`i	W	45-27	42,160
N11	*at TCU	L	7-24	29,116
N18	*SMU	W	14-7	40,184
N25	*at San Jose State	W	37-6	17,590

Silicon Valley Football Classic I (San Jose, Calif.)

D31	vs. Air Force	L	34-37	26,542
Total Att.:			482,750	Avg.: 40,229
Home Att.:			206,845	Avg.: 41,369

2001

Record: 11-3 (6-2 WAC, Tied 2nd)
Home: 5-1 | Away: 6-1 | Bowl: 0-1
Head Coach: Pat Hill

Date	Opponent	Result	Score	Attend
A26	at Colorado	W	24-22	47,762
S2	No. 10 Oregon State	W	44-24	42,410
S8	at No. 23 Wisconsin	W	32-20	78,506
S22	*at Tulsa	W	37-18	31,087
S29	*Louisiana Tech	W	38-28	42,881
O13	at Colorado State	W	25-22 ^{OT}	31,580
O19	*Boise State	L	30-35	42,881
O26	*at Hawai`i	L	34-38	37,900
N3	*Rice	W	52-24	42,881
N10	*at SMU	W	38-13	16,731
N17	*at Nevada	W	61-14	18,412
N23	*San Jose State	W	40-21	42,881
D1	Utah State	W	70-21	42,881

Silicon Valley Football Classic II (San Jose, Calif.)

D31	vs. Michigan State	L	35-44	30,456
Total Att.:			518,793	Avg.: 39,907
Home Att.:			256,815	Avg.: 42,802

2002

Record: 9-5 (6-2 WAC, 3rd)
Home: 5-1 | Away: 3-4 | Bowl: 1-0
Head Coach: Pat Hill

Date	Opponent	Result	Score	Attend
A23	at No. 25 Wisconsin	L	21-23	75,136
A29	San Diego State	W	16-14	39,111
S7	at No. 13 Oregon	L	24-28	56,357
S21	at Oregon State	L	19-49	36,457
S28	*at Rice	W	31-28	18,143
O4	Colorado State	W	32-30	38,336
O12	*SMU	W	30-7	41,031
O18	*at Boise State	L	21-67	30,924
O25	*Hawai`i	L	21-31	37,615
N9	*Tulsa	W	31-12	37,841
N16	*Nevada	W	38-30	40,866
N23	*at San Jose State	W	19-16	14,134
D5	*at Louisiana Tech	W	45-13	17,810

Silicon Valley Football Classic III (San Jose, Calif.)

D31	vs. Georgia Tech	W	30-21	10,132
Total Att.:			483,761	Avg.: 34,554
Home Att.:			234,800	Avg.: 39,133



YEAR-BY-YEAR RESULTS

2003

Record: 9-5 (6-2 WAC, Tied 2nd)
Home: 5-1 | Away: 3-4 | Bowl: 1-0
Head Coach: Pat Hill

Date	Opponent	Result	Score	Attend
A30	at No. 12 Tennessee	L	6-24	103,860
S5	Oregon State	W	16-14	35,553
S13	at No. 1 Oklahoma	L	28-52	83,091
S20	*Louisiana Tech	W	16-6	38,093
S27	Portland State	W	42-16	39,805
O4	at Colorado State	L	10-34	32,620
O11	*at Hawai'i	L	28-55	41,153
O25	*Rice	W	31-28	39,462
N1	*at SMU	W	20-11	14,014
N8	*at Nevada	W	27-10	17,837
N15	*San Jose State	W	41-7	39,453
N21	*No. 20 Boise State	L	17-31	39,252
N29	*at UTEP	W	23-20	15,101
Silicon Valley Football Classic IV (San Jose, Calif.)				
D30	vs. UCLA	W	17-9	20,126
Total Att.: *539,294 Avg.: 38,521				
Home Att.: 231,618 Avg.: 38,603				

2004

Record: 9-3 (5-3 WAC, Tied 3rd)
Home: 4-1 | Away: 4-2 | Bowl: 1-0
Head Coach: Pat Hill

Date	Opponent	Result	Score	Attend
S5	at Washington	W	35-16	65,345
S11	at No. 13 Kansas State	W	45-21	46,468
S18	Portland State	W	27-17	42,662
O2	*at Louisiana Tech	L	21-28	18,330
O9	*UTEP	L	21-24	40,407
O23	*at No. 16 Boise State	L	16-33	30,623
O30	*SMU	W	42-0	37,604
N6	*at Rice	W	52-21	18,407
N12	*Hawai'i	W	70-14	38,956
N20	*Nevada	W	54-17	39,256
N27	*at San Jose State	W	62-28	28,867
MPC Computers Bowl (Boise, Idaho)				
D27	vs. No. 18 Virginia	W	37-34 ^{OT}	28,516
Total Att.: 406,925 Avg.: 33,910				
Home Att.: 198,885 Avg.: 39,777				

2005

Record: 8-5 (6-2 WAC, Tied 2nd)
Home: 5-1 | Away: 3-3 | Bowl: 0-1
Head Coach: Pat Hill

Date	Opponent	Result	Score	Attend
S10	Weber State	W	55-17	38,156
S17	at Oregon	L	34-37	58,201
S27	Toledo	W	44-14	34,637
O8	*at New Mexico State	W	37-7	8,312
O15	*Utah State	W	53-21	42,701
O22	*at Idaho	W	40-10	15,047
O29	*at Hawai'i	W	27-13	28,196
N5	*San Jose State	W	45-7	41,039
N10	*Boise State	W	27-7	42,781
N19	at No. 1 USC	L	42-50	90,007
N26	*at Nevada	L	35-38	17,765
D2	*Louisiana Tech	L	28-40	36,525
AutoZone Liberty Bowl (Memphis, Tenn.)				
D31	vs. Tulsa	L	24-31	54,894
Total Att.: 508,261 Avg.: 39,097				
Home Att.: 235,839 Avg.: 39,306				

2006

Record: 4-8 (4-4 WAC, 4th)
Home: 3-3 | Away: 1-5
Head Coach: Pat Hill

Date	Opponent	Result	Score	Attend
S1	*Nevada	W	28-19	39,269
S9	No. 20 Oregon	L	24-31	42,281
S16	at Washington	L	20-21	57,012
S30	Colorado State	L	23-35	42,012
O7	*at Utah State	L	12-13	10,701
O14	*Hawai'i	L	37-68	39,122
O21	at No. 14 LSU	L	6-38	91,833
N1	*at No. 14 Boise State	L	21-45	30,604
N11	*New Mexico State	W	23-18	33,241
N18	*Idaho	W	34-0	35,382
N24	*at Louisiana Tech	W	34-27	11,086
D2	*at San Jose State	L	14-24	22,235
Total Att.: 454,778 Avg.: 37,898				
Home Att.: 231,307 Avg.: 38,552				

2007

Record: 9-4 (6-2 WAC, 3rd)
Home: 5-1 | Away: 3-3 | Bowl: 1-0
Head Coach: Pat Hill

Date	Opponent	Result	Score	Attend
S1	Sacramento State	W	24-3	35,963
S8	at No. 23 Texas A&M	L	45-47 ^{3OT}	75,922
S15	at Oregon	L	21-52	58,525
S29	*Louisiana Tech	W	17-6	38,104
O6	*at Nevada	W	49-41	18,503
O13	*at Idaho	W	37-24	14,205
O20	*San Jose State	W	30-0	35,494
O26	*Boise State	L	21-34	40,607
N3	*Utah State	W	38-27	32,904
N10	*at No. 14 Hawai'i	L	30-37	49,047
N24	Kansas State	W	45-29	34,671
N30	*at New Mexico State	W	30-23	6,937
Roady's Humanitarian Bowl (Boise, Idaho)				
D31	vs. Georgia Tech	W	40-28	27,062
Total Att.: 467,944 Avg.: 35,995				
Home Att.: 217,743 Avg.: 36,290				

2008

Record: 7-6 (4-4 WAC, Tied 3rd)
Home: 2-3 | Away: 5-2 | Bowl: 0-1
Head Coach: Pat Hill

Date	Opponent	Result	Score	Attend
S1	at Rutgers	W	24-7	42,508
S13	No. 10 Wisconsin	L	10-13	42,387
S20	at Toledo	W	55-54 ^{2OT}	20,096
S27	at UCLA	W	36-31	73,963
O4	*Hawai'i	L	29-32 ^{OT}	40,572
O11	*Idaho	W	45-32	37,015
O25	*at Utah State	W	30-28	14,071
N1	*at Louisiana Tech	L	35-38	20,300
N7	*Nevada	L	28-41	33,207
N15	*New Mexico State	W	24-17	36,137
N21	*at San Jose State	W	24-10	24,384
N28	*at No. 8 Boise State	L	10-61	32,412
New Mexico Bowl (Albuquerque, N.M.)				
D20	vs. Colorado State	L	35-40	24,735
Total Att.: 417,052 Avg.: 32,080				
Home Att.: 189,318 Avg.: 37,864				

2009

Record: 8-5 (6-2 WAC, 3rd)
Home: 4-1 | Away: 4-3 | Bowl: 0-1
Head Coach: Pat Hill

Date	Opponent	Result	Score	Attend
S5	UC Davis	W	51-0	37,267
S12	at Wisconsin	L	31-34 ^{2OT}	80,353
S18	*No. 10 Boise State	L	34-51	35,637
S26	at No. 14 Cincinnati	L	20-28	32,910
O10	*at Hawai'i	W	42-17	38,556
O17	*San Jose State	W	41-21	35,495
O24	*at New Mexico State	W	34-3	18,893
O31	*Utah State	W	31-27	27,721
N7	*at Idaho	W	31-21	12,418
N14	*at Nevada	L	14-52	19,331
N21	*Louisiana Tech	W	30-28	31,769
D5	at Illinois	W	53-52	48,538
New Mexico Bowl (Albuquerque, N.M.)				
D19	vs. Wyoming	L	28-35 ^{2OT}	24,898
Total Att.: 418,888 Avg.: 32,222				
Home Att.: 167,889 Avg.: 33,578				

2010

Record: 8-5 (5-3 WAC, 2nd)
Home: 5-2 | Away: 3-2 | Bowl: 0-1
Head Coach: Pat Hill

Date	Opponent	Result	Score	Attend
S4	Cincinnati	W	28-14	37,238
S18	*at Utah State	W	41-24	19,059
S25	at Mississippi	L	38-55	55,267
O2	Cal Poly	W	38-17	37,069
O9	*Hawai'i	L	27-49	38,494
O16	*New Mexico State	W	33-10	32,334
O23	*at San Jose State	W	33-18	11,314
N6	*at Louisiana Tech	W	40-34	17,057
N13	*No. 21 Nevada	L	34-35	37,116
N19	*at No. 3 Boise State	L	0-51	33,454
N27	*Idaho	W	23-20	25,965
D3	Illinois	W	25-23	30,625
uDrove Humanitarian Bowl (Boise, Idaho)				
D18	vs. Northern Illinois	L	17-40	25,449
Total Att.: 374,991 Avg.: 28,846				
Home Att.: 238,841 Avg.: 34,120				

2011

Record: 4-9 (3-4 WAC, Tied 4th)
Home: 2-4 | Away: 2-4 | Neutral: 0-1
Head Coach: Pat Hill

Date	Opponent	Result	Score	Attend
S3	vs. Cal%	L	21-36	31,563
S10	at No. 10 Nebraska	L	29-42	85,101
S17	North Dakota	W	27-22	27,542
S24	*at Idaho	W	48-24	15,110
O1	Mississippi	L	28-38	32,063
O7	No. 5 Boise State	L	7-57	33,871
O15	*Utah State	W	31-21	28,854
O22	*at Nevada	L	38-45	15,113
N5	*Louisiana Tech	L	21-41	27,965
N12	*at New Mexico State	L	45-48	14,227
N19	*at Hawai'i	W	24-21	28,907
N26	*San Jose State	L	24-27	25,492
D3	at San Diego State	L	28-35	32,790
%- At Candlestick Park (San Francisco, Calif.)				
Total Att.: 398,598 Avg.: 30,661				
Home Att.: 175,787 Avg.: 29,298				

2012

Record: 9-4 (7-1 MW, Tied 1st)
Home: 6-0 | Away: 3-3 | Bowl: 0-1
Head Coach: Tim DeRuyter

Date	Opponent	Result	Score	Attend
S1	Weber State	W	37-10	27,663
S8	at No. 4 Oregon	L	25-42	55,755
S15	Colorado	W	69-14	27,513
S22	at Tulsa	L	26-27	24,236
S29	*San Diego State	W	52-40	33,894
O6	*at Colorado State	W	28-7	25,814
O13	*at No. 22 Boise State	L	10-20	35,742
O20	*Wyoming	W	42-14	29,423
O27	*at New Mexico	W	49-32	19,856
N3	*Hawai'i	W	45-10	30,755
N10	*at Nevada	W	52-36	22,104
N24	*Air Force	W	48-15	36,240
Sheraton Hawai'i Bowl (Honolulu, Hawai'i)				
D24	vs. SMU	L	10-43	30,024
Total Att.: 399,019 Avg.: 30,694				
Home Att.: 185,488 Avg.: 30,915				

2013

Record: 11-2 (7-1 MW, 1st)
Home: 7-0 | Away: 4-1 | Bowl: 0-1
Head Coach: Tim DeRuyter

Date	Opponent	Result	Score	Attend
A29	Rutgers	W	52-51 ^{OT}	33,098
S7	Cal Poly	W	41-25	33,260
S14	at Colorado	Canceled-Flooding		
S20	*Boise State	W	41-40	41,031
S28	*at Hawai'i	W	42-37	28,755
O5	at Idaho	W	61-14	14,747
O19	*UNLV	W	38-14	37,604
O26	*at San Diego State	W	35-28 ^{OT}	32,707
N2	*Nevada	W	41-23	41,031
N9	*at Wyoming	W	48-10	15,700
N23	*New Mexico	W	69-28	41,031
N29	*at San Jose State	L	52-62	23,574
Mountain West Championship Game (Fresno, Calif.)				
D7	Utah State	W	24-17	31,362
Royal Purple Las Vegas Bowl (Las Vegas, Nev.)				
D21	vs. USC	L	20-45	42,178
Total Att.: 416,078 Avg.: 32,006				
Home Att.: *258,417 Avg.: 36,917				



YEAR-BY-YEAR RESULTS

2014

Record: 6-8 (5-3 MW, 1st West Division)
Home: 4-2 | Away: 2-5 | Bowl: 0-1
Head Coach: Tim DeRuyter

Date	Opponent	Result	Score	Attend
A30	at No. 15 USC	L	52-13	76,037
S6	at Utah	L	59-27	45,864
S13	No. 21 Nebraska	L	55-19	41,031
S20	Southern Utah	W	56-16	32,645
S26	^at New Mexico	W	35-24	21,005
O3	^San Diego State	W	24-13	33,928
O10	^at UNLV	L	30-27 ^{OT}	15,398
O17	^at Boise State	L	37-27	35,008
N1	^Wyoming	L	45-17	32,164
N8	^San Jose State	W	38-24	36,909
N22	^at Nevada	W	40-20	21,446
N29	^Hawai'i	W	28-21	32,580

Mountain West Championship Game (Boise, Idaho)

D7	at No. 22 Boise State	L	28-14	26,101
----	-----------------------	---	-------	--------

Hawai'i Bowl (Honolulu, Hawai'i)

D24	vs. Rice	L	30-6	25,365
-----	----------	---	------	--------

Total Att.: 475,481 | **Avg.:** 33,963
Home Att.: 209,257 | **Avg.:** 34,876

2015

Record: 3-9 (2-6, T-4th West Division)
Home: 2-4 | Away: 1-5
Head Coach: Tim DeRuyter

Date	Opponent	Result	Score	Attend
S3	Abilene Christian	W	34-13	32,547
S12	at No. 14 Mississippi	L	21-73	60,302
S19	No. 21 Utah	L	24-45	33,675
S26	^at San Jose State	L	23-49	17,264
O3	^at San Diego State	L	7-21	29,996
O10	^Utah State	L	14-56	30,540
O16	^UNLV	W	31-28	25,604
O24	^at Air Force	L	14-42	20,213
N5	^Nevada	L	16-30	25,476
N14	^at Hawai'i	W	42-14	21,485
N21	at BYU	L	10-52	57,515
N28	^Colorado State	L	31-34	26,375

Total Att.: 380,992 | **Avg.:** 31,749
Home Att.: 174,217 | **Avg.:** 29,036

2016

Record: 1-11 (0-8, 6th West Division)
Home: 1-5 | Away: 0-6
Head Coach: Tim DeRuyter

Interim HC: Eric Kiesau (games 9-12)

Date	Opponent	Result	Score	Attend
S3	at Nebraska	L	43-10	90,013
S10	Sacramento State	W	31-3	31,817
S17	at Toledo	L	52-17	19,379
S24	Tulsa	L	48-41	23,273
O1	^at UNLV	L	45-20	17,811
O8	^at Nevada	L	27-22	22,411
O14	^San Diego State	L	17-3	24,731
O22	^at Utah State	L	38-20	15,067
O28	^Air Force	L	31-21	25,197
N5	^at Colorado State	L	37-0	23,187
N19	^Hawai'i	L	14-13	26,951
N26	^San Jose State	L	16-14	20,991

Total Att.: 340,898 | **Avg.:** 28,402
Home Att.: 152,960 | **Avg.:** 25,493

2017

Record: 10-4 (7-1, 1st West Division)
Home: 5-1 | Away: 4-3 | Bowl: 1-0
Head Coach: Jeff Tedford

Date	Opponent	Result	Score	Attend
S2	Incarnate Word	W	66-0	39,447
S9	at No. 4 Alabama	L	41-10	101,127
S16	at No. 12 Washington	L	48-16	68,384
S30	^Nevada	W	41-21	27,434
O7	^at San Jose State	W	27-10	18,483
O14	^New Mexico	W	38-0	28,090
O21	^at San Diego State	W	27-3	43,243
O28	^UNLV	L	26-16	27,922
N4	BYU	W	20-13	29,370
N11	^at Hawai'i	W	31-21	21,357
N18	^at Wyoming	W	13-7	15,440
N25	^No. 23 Boise State	W	28-17	31,526

Mountain West Championship Game (Boise, Idaho)

D2	at Boise State	L	17-14	24,515
----	----------------	---	-------	--------

Hawai'i Bowl (Honolulu, Hawai'i)

D24	vs. Houston	W	33-27	20,546
-----	-------------	---	-------	--------

Total Att.: 476,338 | **Avg.:** 34,024
Home Att.: 183,789 | **Avg.:** 30,632

2018

Record: 12-2 (7-1, 1st West Division)
Home: 6-0 | Away: 5-1 | Bowl: 1-0
Head Coach: Jeff Tedford

Mountain West Champions

Date	Opponent	Result	Score	Attend
S1	Idaho	W	79-13	31,170
S8	at Minnesota	L	21-14	38,280
S15	at UCLA	W	38-14	60,867
S29	Toledo	W	49-27	33,401
O6	^at Nevada	W	21-3	15,367
O13	^Wyoming	W	27-3	28,501
O20	^at New Mexico	W	38-7	16,708
O27	^Hawai'i	W	50-20	33,659
N3	^at UNLV	W	48-3	15,276
N9	^at Boise State	L	24-17	33,118
N17	^San Diego State	W	23-14	36,123
N24	^San Jose State	W	31-13	26,162

Mountain West Championship Game (Boise, Idaho)

D1	at No. 19 Boise State	W	19-16 ^{OT}	23,662
----	-----------------------	---	---------------------	--------

Mitsubishi Motors Las Vegas Bowl (Las Vegas, Nev.)

D15	vs. Arizona State	W	31-20	37,146
-----	-------------------	---	-------	--------

Total Att.: 392,294 | **Avg.:** 28,021
Home Att.: 189,016 | **Avg.:** 31,503

2019

Record: 4-8 (2-6, 4th West Division)
Home: 2-4 | Away: 2-4
Head Coach: Jeff Tedford

Date	Opponent	Result	Score	Attend
A31	at USC	L	31-23	57,329
S7	Minnesota	L	38-35 ^{2OT}	34,790
S21	Sacramento State	W	34-20	31,034
S28	at New Mexico State	W	34-17	8,872
O12	^at Air Force	L	43-24	22,544
O18	^UNLV	W	56-27	26,256
O26	^Colorado State	L	41-31	32,890
N2	^at Hawai'i	W	41-38	22,058
N9	^Utah State	L	37-35	32,037
N15	^at San Diego State	L	17-7	26,876
N23	^Nevada	L	35-28	32,303
N30	^at San Jose State	L	17-16	12,835

Total Att.: 339,824 | **Avg.:** 28,318
Home Att.: 189,310 | **Avg.:** 31,552

+ Indicates forfeit (does not alter record)
^ Indicates conference game
* School Record

2020

Record: 3-3 (3-3)
Home: 1-1 | Away: 2-1 | Neutral: 0-1
Head Coach: Kalen DeBoer

Date	Opponent	Result	Score	Attend
O24	^Hawai'i	L	34-19	0
O29	^Colorado State	W	38-17	0
N7	^at UNLV	W	40-27	2,000
N14	^at Utah State	W	35-16	0
N21	^San Jose State	Canceled-COVID-19		
N28	^San Diego State	Canceled-COVID-19		D5
^at Nevada		L	37-26	50
D12	^vs. New Mexico%	L	49-39	250

% - At Sam Boyd Stadium (Las Vegas, Nev.)

Note: Due to the COVID-19 pandemic, all fall sports were postponed on Aug. 10. Football was approved to resume competition on Sept. 25, and was scheduled to begin on Oct. 24, and conclude Dec. 12. The modified schedule for the season was released on Oct. 1. Nonconference games were eliminated, as well as conference divisions. The public was not permitted to attend most games based on state, county and local officials.

Total Att.: 2,050 | **Avg.:** 683
Home Att.: 0 | **Avg.:** 0

2021

Record: 10-3 (6-2, 2nd West Division)
Home: 5-1 | Away: 4-2 | Bowl: 1-0
Head Coach: Kalen DeBoer

Date	Opponent	Result	Score	Attend
A28	UConn	W	45-0	26,043
S4	at Oregon	L	31-24	43,276
S11	Cal Poly	W	63-10	30,119
S18	at No. 13 UCLA	W	40-37	50,698
S24	^UNLV	W	38-30	35,093
O2	^at Hawai'i	L	27-24	0
O14	^at Wyoming	W	17-0	20,002
O23	^Nevada	W	34-32	33,012
O30	^at No. 21 San Diego St.	W	30-20	11,034
N6	^Boise State	L	40-14	41,031
N13	^New Mexico	W	34-7	35,020
N25	^at San Jose State	W	40-9	15,323

PUBG Mobile New Mexico Bowl (Albuquerque, N.M.)

D18	vs. UTEP	W	31-24	16,422
-----	----------	---	-------	--------

Total Att.: 357,073 | **Avg.:** 27,468
Home Att.: 216,740 | **Avg.:** 36,124

Double-Digit winning seasons (12)

- 1939: 10-1
- 1961: 10-0 (conference champions)
- 1982: 11-1 (conference champions)
- 1985: 11-0-1 (conference champions)
- 1988: 10-2 (conference champions)
- 1989: 11-1 (conference champions)
- 1991: 10-2 (conference champions)
- 2001: 11-3
- 2013: 11-2 (conference champions)
- 2017: 10-4
- 2018: 12-2 (conference champions)
- 2021: 10-3



BULLDOGS IN OVERTIME GAMES

1996

1- #Aug. 31 vs. Oregon: L, 30-27 (1OT)
 2- Nov. 16 vs. Air Force: L, 44-38 (1OT)

1997

3- Sept. 20 at Oregon: L, 43-40 (1OT)

1999

4- Oct. 2 vs. TCU: W, 26-19 (1OT)
 5- Oct. 23 vs. UTEP: W, 24-23 (1OT)
 6- Nov. 13 at Hawai'i: L, 31-24 (2OT)

2001

7- Oct. 13 at Colorado State: W, 25-22 (1OT)

2004

8- Dec. 27 vs. Virginia: W, 37-34 (1OT)
 --MPC Computers Bowl

2007

9- Sept. 8 at No. 23 Texas A&M: L, 47-45 (3OT)

2008

10- Sept. 20 at Toledo: W, 55-54 (2OT)
 11- Oct. 4 vs. Hawai'i: L, 32-29 (1OT)

2009

12- Sept. 12 at Wisconsin: L, 34-31 (2OT)
 13- Dec. 19 vs. Wyoming: L, 35-28 (2OT)
 --New Mexico Bowl

2013

14- Aug. 29 vs. Rutgers: W, 52-51 (1OT)
 15- Oct. 26 at San Diego State: W, 35-28 (1OT)

2014

16- Oct. 10 at UNLV: L, 30-27 (1OT)

2016

17- Sept. 24 vs. Tulsa: L, 48-41 (2OT)

2018

18- Dec. 1 at Boise State: W, 19-16 (1OT)

2019

19- Sept. 7 vs. Minnesota: L, 38-35 (2OT)

Overall Record: 8-11 (19)

Home Record: 3-5 (8)

Away Record: 4-5 (9)

Bowl Record: 1-1 (2)

Single OT games: 7-5 (12)

Double OT games: 1-5 (6)

Triple OT games: 0-1 (1)

Division I-A (now-FBS) Football instituted the overtime format full-time at the beginning of the 1996 season. Division I-A football initially adopted it for the 1995 bowl season.

Fresno State played in the second-ever Division I-A (now-FBS) regular season game under the new overtime format.

The first overtime game was played at the 1995 Las Vegas Bowl between Nevada and Toledo. The first overtime game played after the format was instituted full-time was played earlier in the day prior to Fresno State's game - Southwest Missouri State at Oklahoma State.

ALL-TIME BULLDOG SHUTOUTS (BY SEASON)

1921 (2)

Oct. 22 vs. Cal Tech (W, 12-0)
 Nov. 11 at Modesto JC (W, 28-0)

1922 (4)

Oct. 6 at Tulare High (W, 12-0)
 Oct. 21 at Loyola (W, 2-0)
 Nov. 4 vs. Cal Poly (W, 20-0)
 Nov. 11 vs. Reedley High (W, 21-0)

1923 (2)

Oct. 6 vs. Reedley (W, 39-0)
 Oct. 13 at Caruthers Legion (W, 39-0)

1924 (5)

Oct. 18 vs. Cal Christian (W, 31-0)
 Oct. 25 vs. Bakersfield JC (W, 9-0)
 Nov. 11 vs. Mare Island Navy (W, 10-0)
 Nov. 22 at Pacific (W, 12-0)
 Nov. 27 vs. San Diego St. (W, 7-0)

1926 (2)

Oct. 2 vs. UC Santa Barbara (W, 26-0)
 Nov. 6 vs. San Jose St. (W, 34-0)

1927 (1)

Nov. 24 vs. Pacific (W, 6-0)

1928 (2)

Sept. 29 vs. Cal Poly (W, 37-0)
 Oct. 6 vs. UC Santa Barbara (7-0)

1930 (2)

Nov. 1 at Pacific (W, 19-0)
 Nov. 27 vs. Nevada (W, 6-0)

1931 (2)

Oct. 17 at San Jose St. (W, 32-0)
 Nov. 26 vs. Pacific (W, 6-0)

1932 (2)

Sept. 24 vs. San Diego Marines (W, 12-0)
 Nov. 18 vs. LaVerne (W, 6-0)

1933 (2)

Oct. 21 vs. Cal Poly Pomona (W, 24-0)
 Oct. 28 at UC Davis (W, 20-0)

1934 (3)

Sept. 29 vs. USC JV (W, 7-0)
 Nov. 17 vs. Cal Tech (W, 66-0)
 Nov. 29 vs. Nevada (W, 33-0)

1935 (2)

Sept. 28 vs. LaVerne (W, 46-0)
 Oct. 19 at Chico State (W, 13-0)

1936 (2)

Oct. 10 vs. Whittier (W, 18-0)
 Oct. 31 vs. Chico State (W, 38-0)

1937 (4)

Oct. 1 at Willamette (W, 7-0)
 Oct. 15 at Whittier (W, 24-0)
 Oct. 22 at UC Davis (W, 19-0)
 Nov. 25 vs. Pacific (W, 20-0)

1938 (3)

Oct. 15 vs. Cen. Arkansas (W, 34-0)
 Oct. 22 at Nevada (W, 27-0)
 Nov. 24 vs. UC Santa Barbara (W, 28-0)

1939 (2)

Oct. 14 vs. Nevada (W, 45-0)
 Nov. 4 vs. Pacific (W, 7-0)

1940 (4)

Oct. 18 at Pacific (W, 3-0)
 Nov. 21 vs. Colo. School of Mines (W, 28-0)
 Dec. 25 at Healani AC (W, 20-0)
 Jan. 1 at Hawai'i (W, 3-0)

1941 (3)

Oct. 11 at UC Santa Barbara (W, 26-0)
 Oct. 25 vs. San Diego St. (W, 26-0)
 Nov. 11 at Pacific (W, 13-0)

1942 (7)

Sept. 26 vs. Whittier (W, 51-0)
 Oct. 11 at San Diego St. (W, 66-0)
 Oct. 18 vs. March Field (W, 20-0)
 Oct. 25 vs. Fort Ord (W, 80-0)
 Oct. 31 at Pacific (W, 13-0)
 Nov. 7 vs. Nevada (W, 33-0)
 Nov. 26 vs. San Jose St. (W, 6-0)

1945 (4)

Sept. 21 at Pacific (W, 13-0)
 Oct. 6 at Nor. Arizona (W, 19-0)
 Oct. 13 vs. Cal Poly (W, 24-0)
 Nov. 22 at Pacific (W, 16-0)

1946 (2)

Nov. 2 vs. Loyola (W, 28-0)
 Dec. 5 at Molii Bears (W, 41-0)

1951 (2)

Sept. 22 at UC Davis (W, 27-0)
 Nov. 10 at Whittier (W, 28-0)

1953 (1)

Oct. 24 vs. UCSB (W, 20-0)

1954 (1)

Oct. 30 vs. San Diego St. (W, 20-0)

1955 (2)

Oct. 8 vs. San Diego Navy (W, 52-0)
 Oct. 22 vs. San Diego Marines (W, 20-0)

1956 (2)

Oct. 5 vs. San Diego Marines (W, 2-0)
 Oct. 20 vs. San Francisco St. (W, 28-0)

1957 (1)

Nov. 3 vs. San Diego St. (W, 27-0)

1958 (2)

Oct. 18 vs. Cal Poly (W, 14-0)
 Nov. 22 vs. San Francisco St. (W, 35-0)

1959 (1)

Nov. 21 vs. Cal State LA (W, 21-0)

1960 (2)

Oct. 15 vs. Cal Poly (W, 33-0)
 Oct. 29 vs. San Diego St. (W, 60-0)

1962 (3)

Sept. 28 at UCSB (W, 37-0)
 Oct. 20 at Cal State LA (W, 34-0)
 Nov. 3 vs. Long Beach St. (W, 50-0)

1963 (1)

Oct. 19 at Cal Poly (W, 28-0)

1964 (1)

Oct. 3 vs. Hawai'i (W, 28-0)

1965 (2)

Oct. 2 vs. Washburn (W, 54-0)
 Nov. 13 at Pacific (W, 20-0)

1968 (1)

Oct. 19 vs. Cal Poly (W, 17-0)

1969 (1)

Oct. 25 vs. Cal State LA (W, 24-0)

1972 (1)

Oct. 21 vs. Cal State LA (W, 31-0)

1974 (1)

Nov. 2 at CS Northridge (W, 41-0)

1976 (2)

Nov. 6 vs. Long Beach St. (W, 23-0)
 Nov. 13 vs. New Mexico St. (W, 44-0)

1984 (1)

Sept. 15 vs. Cal Poly (W, 14-0)

1986 (1)

Sept. 13 vs. Oregon State (W, 27-0)

1987 (1)

Oct. 10 vs. Southern Illinois (W, 35-0)

1988 (3)

Sept. 17 vs. New Mexico State (W, 41-0)
 Sept. 24 vs. McNeese State (W, 49-0)
 Nov. 5 vs. Pacific (W, 34-0)

1989 (1)

Sept. 23 vs. Long Beach St. (W, 52-0)

1996 (1)

Sept. 28 vs. Hawai'i (W, 20-0)

2004 (1)

Oct. 30 vs. SMU (W, 42-0)

2006 (1)

Nov. 18 vs. Idaho (W, 34-0)

2007 (1)

Oct. 20 vs. San Jose St. (W, 30-0)

2009 (1)

Sept. 5 vs. UC Davis (W, 51-0)

2017 (2)

Sept. 2 vs. Incarnate Word (W, 66-0)
 Oct. 14 vs. New Mexico (W, 38-0)

2021 (2)

Aug. 28 vs. UConn (W, 45-0)
 Oct. 16 at Wyoming (W, 17-0)



Conference Membership History

1922-1924: California Coast Conference (CCC)

1925-1938: Far Western Conference (FWC)

1939-1968: California Collegiate Athletic Association (CCAA)

1969-1987: Pacific Coast Athletic Association (PCAA)

The PCAA began the Bulldogs' first years of Division I football

1988-1991: Big West Conference

The PCAA began its 20th year of existence by changing its name to the Big West Conference

1992-2011: Western Athletic Conference (WAC)

2012-Present: Mountain West (MW)

Conference Titles (28)

1. 1922 – CCC	11. 1956 – CCAA	21. 1989 – Big West Conference
2. 1923 – CCC (Tie)	12. 1958 – CCAA	22. 1991 – Big West Conference (Tie)
3. 1930 – FWC	13. 1959 – CCAA	23. 1992 – WAC (Tie)
4. 1934 – FWC (Tie)	14. 1960 – CCAA	24. 1993 – WAC (Tie)
5. 1935 – FWC	15. 1961 – CCAA	25. 1999 – WAC (Tie)
6. 1937 – FWC	16. 1968 – CCAA	26. 2012 – Mountain West (Tie)
7. 1941 – CCAA (Tie)	17. 1977 – PCAA	27. 2013 – Mountain West
8. 1942 – CCAA	18. 1982 – PCAA	28. 2018 – Mountain West
9. 1954 – CCAA	19. 1985 – PCAA	
10. 1955 – CCAA	20. 1988 – Big West Conference	

YEAR-BY-YEAR MOUNTAIN WEST STANDINGS**2021 FINAL MOUNTAIN WEST STANDINGS: MOUNTAIN DIVISION**

Team (Coaches/AP)	MW	Pct.	Pts.	Opp.	H	A	Overall	Pct.	Pts.	Opp.	H	A	N
Utah State*!	6-2	.750	257	222	2-2	4-0	11-3	.786	456	342	3-3	7-0	1-0
Air Force	6-2	.750	269	184	2-2	4-0	10-3	.769	372	229	4-2	5-0	1-1
Boise State	5-3	.625	219	141	2-2	3-1	7-5	.583	350	228	3-3	4-2	0-0
Wyoming	2-6	.250	140	177	1-3	1-3	7-6	.538	336	308	3-3	3-3	1-0
Colorado State	2-6	.250	204	243	1-3	1-3	3-9	.250	284	339	1-5	2-4	0-0
New Mexico	1-7	.125	72	245	0-4	1-3	3-9	.250	146	341	2-4	1-5	0-0

2021 FINAL MOUNTAIN WEST STANDINGS: WEST DIVISION

Team (Coaches/AP)	MW	Pct.	Pts.	Opp.	H	A	Overall	Pct.	Pts.	Opp.	H	A	N
San Diego State*	7-1	.875	185	131	3-1	4-0	12-2	.857	383	273	6-2	5-0	1-0
Fresno State	6-2	.750	231	165	3-1	3-1	10-3	.769	434	267	5-1	4-2	1-0
Nevada	5-3	.625	297	200	3-1	2-2	8-5	.615	456	345	5-1	3-3	0-1
Hawai'i	3-5	.375	199	229	2-2	1-3	6-7	.462	374	408	4-2	2-5	0-0
San Jose State	3-5	.375	148	220	1-3	2-2	5-7	.417	240	318	3-3	2-4	0-0
UNLV	2-6	.250	186	250	1-3	1-3	2-10	.167	249	394	1-5	1-5	0-0

2020 FINAL MOUNTAIN WEST STANDINGS

Team (Coaches/AP)	MW	Pct.	Pts.	Opp.	H	A	N	Overall	Pct.	Pts.	Opp.	H	A	N
San Jose State*!	6-0	1.000	182	105	4-0	2-0	0-0	7-1	.875	229	159	5-0	2-0	0-1
Boise State* (RV/-)	5-0	1.000	200	105	2-0	3-0	0-0	5-2	.714	237	190	2-1	3-1	0-0
Nevada (RV/RV)	6-2	.750	239	183	4-0	1-2	1-0	7-2	.777	277	210	4-0	1-2	2-0
San Diego State	4-2	.667	173	94	3-1	1-1	0-0	4-4	.500	197	142	3-1	1-3	0-0
Air Force	2-2	.500	99	73	1-1	1-1	0-0	3-3	.500	146	90	2-1	1-2	0-0
Fresno State	3-3	.500	197	180	1-1	2-1	0-1	3-3	.500	197	180	1-1	2-1	0-1
Hawai'i	4-4	.500	208	234	3-2	1-2	0-0	5-4	.555	236	248	3-2	1-2	1-0
Colorado State	2-3	.400	89	143	1-0	0-3	0-0	2-3	.400	89	143	1-0	0-3	0-0
Wyoming	2-4	.333	159	126	1-0	1-3	0-1	2-4	.333	159	126	1-0	1-3	0-1
New Mexico	2-5	.286	167	228	0-0	0-4	2-1	2-5	.286	167	228	0-0	0-4	2-1
Utah State	1-6	.143	93	211	1-3	0-2	0-0	1-6	.143	93	211	1-3	0-2	0-0
UNLV	0-6	.000	104	228	0-3	0-3	0-0	0-6	.000	104	228	0-3	0-3	0-0

The Mountain West suspended the Mountain/West divisional format in 2020 because of the COVID-19 pandemic. The top two teams of the conference (), by win percentage, advanced to the conference championship game. (! - Mountain West Champion)*



YEAR-BY-YEAR MOUNTAIN WEST STANDINGS



**YEAR-BY-YEAR
MW CHAMPIONS**

- 2021:** Utah State
- 2020:** San Jose State
- 2019:** Boise State
- 2018:** Fresno State
- 2017:** Boise State
- 2016:** San Diego State
- 2015:** San Diego State
- 2014:** Boise State
- 2013*:** Fresno State
- 2012:** Fresno State, San Diego State, Boise State
- (Fresno State joined the MW in 2012)*
- 2011:** TCU
- 2010:** TCU
- 2009:** TCU
- 2008:** Utah
- 2007:** BYU
- 2006:** BYU
- 2005:** TCU
- 2004:** Utah
- 2003:** Utah
- 2002:** Colorado State
- 2001:** BYU
- 2000:** Colorado State
- 1999:** Colorado State, Utah, BYU

**Inaugural MW Championship Game*

2019 FINAL MOUNTAIN WEST STANDINGS: MOUNTAIN DIVISION

Team (Coaches/AP)	MW	Pct.	Pts.	Opp.	H	A	Overall	Pct.	Pts.	Opp.	H	A	N
Boise State*! (22/23)	8-0	1.000	310	182	4-0	4-0	12-2	.857	486	306	7-0	5-1	0-1
Air Force (23/22)	7-1	.875	292	160	4-0	3-1	11-2	.846	443	258	6-0	4-2	1-0
Utah State	6-2	.750	222	219	3-1	3-1	7-6	.538	380	399	4-2	3-3	0-1
Wyoming	4-4	.500	190	129	4-0	0-4	8-5	.615	330	231	6-0	1-5	1-0
Colorado State	3-5	.375	199	213	1-3	2-2	4-8	.333	337	374	2-4	2-3	0-1
New Mexico	0-8	.000	149	280	0-4	0-4	2-10	.167	267	446	2-4	0-6	0-0

2019 FINAL MOUNTAIN WEST STANDINGS: WEST DIVISION

Team (Coaches/AP)	MW	Pct.	Pts.	Opp.	H	A	Overall	Pct.	Pts.	Opp.	H	A	N
Hawai'i* (RV/NR)	5-3	.625	273	248	2-2	3-1	10-5	.667	508	478	7-2	3-3	0-0
San Diego State (RV/RV)5-3	.625	155	127	2-2	3-1	10-3	.769	276	165	4-2	5-1	1-0	
Nevada	4-4	.500	160	243	2-2	2-2	7-6	.538	277	415	4-2	3-3	0-1
San Jose State	2-6	.250	245	278	2-2	0-4	5-7	.417	361	383	3-3	2-4	0-0
Fresno State	2-6	.250	238	255	1-3	1-3	4-8	.333	360	361	2-4	2-4	0-0
UNLV	2-6	.250	169	290	1-3	1-3	4-8	.333	290	396	2-4	2-4	0-0

2018 FINAL MOUNTAIN WEST STANDINGS: MOUNTAIN DIVISION

Team (Coaches/AP)	MW	Pct.	Pts.	Opp.	H	A	Overall	Pct.	Pts.	Opp.	H	A	N
Boise State* (24/23)	7-1	.875	284	181	3-1	4-0	10-3	.769	460	287	5-2	5-1	0-0
Utah State (21/22)	7-1	.875	357	193	4-0	3-1	11-2	.846	618	289	6-0	4-2	1-0
Wyoming	4-4	.500	170	162	2-2	2-2	6-6	.500	248	264	3-3	3-3	0-0
Air Force	3-5	.378	249	252	2-2	1-3	5-7	.417	363	309	4-2	1-5	0-0
Colorado State	2-6	.250	198	286	1-3	1-3	3-9	.250	274	441	2-4	1-4	0-1
New Mexico	1-7	.125	158	282	0-4	1-3	3-9	.250	319	434	1-5	2-4	0-0

2018 FINAL MOUNTAIN WEST STANDINGS: WEST DIVISION

Team (Coaches/AP)	MW	Pct.	Pts.	Opp.	H	A	Overall	Pct.	Pts.	Opp.	H	A	N
Fresno State*! (18/18) 7-1	.875	255	87	4-0	3-1	12-2	.857	485	198	6-0	5-2	1-0	
Nevada	5-3	.625	225	179	2-2	3-1	8-5	.615	404	350	4-2	3-3	1-0
Hawai'i	5-3	.625	229	292	2-2	3-1	8-6	.571	431	491	5-3	3-3	0-0
San Diego State	4-4	.500	179	175	2-2	2-2	7-6	.538	268	288	5-2	2-3	0-1
UNLV	2-6	.250	206	341	1-3	1-3	4-8	.333	345	447	3-3	1-5	0-0
San Jose State	1-7	.125	192	277	1-3	0-4	1-11	.083	255	439	1-5	0-5	0-1

2017 FINAL MOUNTAIN WEST STANDINGS: MOUNTAIN DIVISION

Team (Coaches/AP)	MW	Pct.	Pts.	Opp.	H	A	Overall	Pct.	Pts.	Opp.	H	A	N
Boise State*! (22/22)	7-1	.875	285	169	4-0	3-1	11-3	.786	455	320	6-1	4-2	1-0
Wyoming	5-3	.625	180	131	3-1	2-2	8-5	.615	305	228	5-2	2-3	1-0
Colorado State	5-3	.625	284	235	2-2	3-1	7-6	.538	434	361	4-2	3-2	0-2
Air Force	4-4	.500	257	291	2-2	2-2	5-7	.417	377	389	3-3	2-4	0-0
Utah State	4-4	.500	261	182	1-3	3-1	6-7	.462	392	350	3-3	3-3	0-1
New Mexico	1-7	.125	152	270	1-3	0-4	3-9	.250	248	382	2-4	1-5	0-0

2017 FINAL MOUNTAIN WEST STANDINGS: WEST DIVISION

Team (Coaches/AP)	MW	Pct.	Pts.	Opp.	H	A	Overall	Pct.	Pts.	Opp.	H	A	N
Fresno State* (RV/RV)7-1	.875	221	105	3-1	4-0	10-4	.714	380	251	5-1	4-3	1-0	
San Diego State (RV/RV)	6-2	.750	243	139	2-2	4-0	10-3	.769	400	263	5-2	5-0	0-1
UNLV	4-4	.500	220	237	2-2	2-2	5-7	.417	346	381	2-4	3-3	0-0
Nevada	3-5	.375	259	264	3-1	0-4	3-9	.250	338	407	3-3	0-6	0-0
Hawai'i	1-7	.125	151	268	1-3	0-4	3-9	.250	273	407	2-4	1-5	0-0
San Jose State	1-7	.125	114	336	1-3	0-4	2-11	.154	206	542	2-4	0-7	0-0

2016 FINAL MOUNTAIN WEST STANDINGS: MOUNTAIN DIVISION

Team (Coaches/AP)	MW	Pct.	Pts.	Opp.	H	A	Overall	Pct.	Pts.	Opp.	H	A	N
Boise State (RV/RV)	6-2	.750	285	183	4-0	2-2	10-3	.769	439	303	6-0	4-2	0-1
New Mexico	6-2	.750	288	282	3-1	2-1	9-4	.692	477	409	6-1	2-3	1-0
Wyoming*	6-2	.750	332	291	4-0	2-2	8-6	.571	503	477	6-1	2-4	0-1
Air Force (RV/RV)	5-3	.625	268	259	2-1	3-2	10-3	.769	457	351	5-1	4-1	1-1
Colorado State	5-3	.625	311	214	3-1	2-2	7-6	.538	462	392	5-1	2-3	0-2
Utah State	1-7	.125	191	246	1-3	0-4	3-9	.250	287	352	3-3	0-6	0-0

2016 FINAL MOUNTAIN WEST STANDINGS: WEST DIVISION

Team (Coaches/AP)	MW	Pct.	Pts.	Opp.	H	A	Overall	Pct.	Pts.	Opp.	H	A	N
San Diego State*! (25/25)	6-2	.750	290	139	3-1	3-1	11-3	.786	493	283	5-1	5-2	1-0
Hawai'i	4-4	.500	195	250	1-3	3-1	7-7	.500	396	518	4-3	3-3	0-1
Nevada	3-5	.375	213	244	2-2	1-3	5-7	.416	305	348	4-2	1-5	0-0
UNLV	3-5	.375	246	309	2-2	1-3	4-8	.333	358	441	3-3	1-5	0-0
San Jose State	3-5	.375	190	258	2-2	0-4	4-8	.333	293	416	3-3	1-5	0-0
Fresno State	0-8	.000	113	225	0-4	0-4	1-11	.083	212	370	1-5	0-6	0-0

* - divisional champion
! - Mountain West Champion

YEAR-BY-YEAR MOUNTAIN WEST STANDINGS

2015 FINAL MOUNTAIN WEST STANDINGS: MOUNTAIN DIVISION													
Team (Coaches/AP)	MW	Pct.	Pts.	Opp.	H	A	Overall	Pct.	Pts.	Opp.	H	A	N
Air Force*	6-2	.750	298	197	4-0	2-2	8-6	.571	473	357	6-0	2-5	0-1
Boise State	5-3	.625	305	194	2-2	3-1	9-4	.692	508	263	4-2	4-2	1-0
New Mexico	5-3	.625	217	221	3-1	2-2	7-6	.538	389	369	5-3	2-3	0-0
Colorado State	5-3	.625	220	232	2-2	3-1	7-6	.538	385	354	3-3	4-1	0-2
Utah State	5-3	.625	285	209	4-0	1-3	6-7	.462	377	347	5-1	1-5	0-1
Wyoming	2-6	.250	159	274	2-2	0-4	2-10	.167	228	408	2-4	0-6	0-0

2015 FINAL MOUNTAIN WEST STANDINGS: WEST DIVISION													
Team (Coaches/AP)	MW	Pct.	Pts.	Opp.	H	A	Overall	Pct.	Pts.	Opp.	H	A	N
San Diego State*!	8-0	1.000	289	90	4-0	4-0	11-3	.786	450	230	6-1	4-2	1-0
Nevada	4-4	.500	211	200	3-1	1-3	7-6	.538	341	349	4-2	2-4	1-0
San Jose State	4-4	.500	235	238	2-2	2-2	6-7	.462	363	354	3-3	3-4	0-0
UNLV	2-6	.250	223	293	1-3	1-3	3-9	.250	343	404	2-4	1-5	0-0
Fresno State	2-6	.250	178	274	1-3	1-3	3-9	.250	267	457	2-4	1-5	0-0
Hawaii	0-8	.000	126	324	0-4	0-4	3-10	.231	229	463	3-4	0-6	0-0

2014 FINAL MOUNTAIN WEST STANDINGS: MOUNTAIN DIVISION													
Team (Coaches/AP)	MW	Pct.	Pts.	Opp.	H	A	Overall	Pct.	Pts.	Opp.	H	A	N
Boise State (16/16)*!	7-1	.875	350	236	4-0	3-1	12-2	.857	556	375	7-0	4-1	1-1
Colorado State	6-2	.750	285	205	4-0	2-2	10-3	.769	441	326	6-0	3-2	1-1
Utah State	6-2	.750	224	147	4-0	2-2	10-4	.692	377	276	6-0	3-4	1-0
Air Force	5-3	.625	226	209	4-0	1-3	10-3	.769	409	314	6-0	3-3	1-0
Wyoming	2-6	.250	188	259	1-3	1-3	4-8	.333	253	394	3-3	1-5	0-0
New Mexico	2-6	.250	226	298	1-3	1-3	4-8	.333	332	431	1-5	3-3	0-0

2014 FINAL MOUNTAIN WEST STANDINGS: WEST DIVISION													
Team (Coaches/AP)	MW	Pct.	Pts.	Opp.	H	A	Overall	Pct.	Pts.	Opp.	H	A	N
Fresno State*	5-3	.625	236	214	3-1	2-2	6-8	.429	371	454	4-2	2-5	0-1
San Diego State	5-3	.625	202	154	4-0	1-3	7-6	.538	325	258	6-1	1-5	0-0
Nevada	4-4	.500	254	236	1-3	3-1	7-6	.538	379	354	3-3	4-2	0-1
Hawai'i	3-5	.375	173	221	2-2	1-3	4-9	.308	272	349	3-4	1-5	0-0
San José State	2-6	.250	139	219	1-2	1-4	3-9	.250	232	353	2-3	1-6	0-0
UNLV	1-7	.125	188	293	1-3	0-4	2-11	.154	285	500	2-4	0-7	0-0

2013 FINAL MOUNTAIN WEST STANDINGS: MOUNTAIN DIVISION													
Team (Coaches/AP)	MW	Pct.	Pts.	Opp.	H	A	Overall	Pct.	Pts.	Opp.	H	A	N
Utah State*	7-1	.875	283	117	3-1	4-0	9-5	.643	445	239	4-2	4-3	1-0
Boise State	6-2	.750	316	189	4-0	2-2	8-5	.615	488	323	6-0	2-4	0-1
Colorado State	5-3	.625	306	211	2-2	3-1	8-6	.571	507	417	4-2	3-3	1-1
Wyoming	3-5	.375	243	344	2-2	1-3	5-7	.417	375	440	4-2	1-5	0-0
New Mexico	1-7	.125	245	391	1-3	0-4	3-9	.250	393	513	2-4	1-5	0-0
Air Force	0-8	.000	196	366	0-4	0-4	2-10	.167	296	480	2-5	0-5	0-0

2013 FINAL MOUNTAIN WEST STANDINGS: WEST DIVISION													
Team (Coaches/AP)	MW	Pct.	Pts.	Opp.	H	A	Overall	Pct.	Pts.	Opp.	H	A	N
Fresno State*!	7-1	.875	366	242	4-0	3-1	11-2	.846	564	394	7-0	4-1	0-1
San Diego State	6-2	.750	256	256	3-1	3-1	8-5	.615	387	412	3-3	4-2	1-0
UNLV	5-3	.625	270	241	2-2	3-1	7-6	.538	389	414	4-3	3-2	0-1
San José State	5-3	.625	276	286	2-2	3-1	6-6	.500	389	421	3-3	3-3	0-0
Nevada	3-5	.375	237	258	3-1	0-4	4-8	.333	323	413	4-2	0-6	0-0
Hawai'i	0-8	.000	225	318	0-4	0-4	1-11	.083	329	465	1-5	0-6	0-0

(The Mountain West introduced divisions and the inaugural championship game between the two division champions for the 2013 season)

2012 FINAL MOUNTAIN WEST STANDINGS													
Team (Coaches/AP)	MW	Pct.	Pts.	Opp.	H	A	Overall	Pct.	Pts.	Opp.	H	A	N
Boise State! (14/18)	7-1	.875	266	130	3-1	4-0	11-2	.846	393	205	5-1	5-1	1-0
Fresno State!	7-1	.875	326	174	4-0	3-1	9-4	.692	493	310	6-0	3-3	0-1
San Diego State!	7-1	.875	284	187	4-0	3-1	9-4	.692	427	317	6-2	3-2	0-0
Air Force	5-3	.625	226	223	4-0	1-3	6-7	.462	356	377	5-1	1-5	0-1
Nevada	4-4	.500	303	279	1-3	3-1	7-6	.538	492	439	2-4	5-1	0-1
Wyoming	3-5	.375	212	269	1-3	2-2	4-8	.333	322	401	1-5	3-3	0-0
Colorado State	3-5	.375	186	253	3-1	0-4	4-8	.333	254	363	3-3	0-5	1-0
UNLV	2-6	.250	174	249	2-2	0-4	2-11	.154	286	424	2-5	0-6	0-0
New Mexico	1-7	.125	193	250	0-4	1-3	4-9	.308	335	393	2-4	2-5	0-0
Hawai'i	1-7	.125	167	323	1-3	0-4	3-9	.250	254	428	3-3	0-6	0-0

(Fresno State joined the MW in 2012)

* - divisional champion
! - Mountain West Champion



FRESNO STATE IN THE TOP 25

ASSOCIATED PRESS

Year	Date	Rank	Record
1942	Nov. 2	#18	7-0
1986	Sept. 30	#19	3-0
1989	Oct. 31	#25	8-0
	Nov. 6	#24	9-0
	Nov. 13	#23	10-0
1990	Sept. 24	#24	4-0
	Oct. 1	#24	5-0
1991	Oct. 28	#25	7-0
1992	Final (1/2)	#24	9-4
1993	Preseason	#25	0-0
	Dec. 5	#25	8-3
2001	Sept. 3	#19	2-0
	Sept. 10	#11	3-0
	Sept. 24	#10	4-0
	Oct. 1	#10	5-0
	Oct. 8	#8	5-0
	Oct. 15	#8	6-0
	Oct. 22	#18	6-1
	Nov. 19	#23	9-2
	Nov. 26	#21	10-2
	Dec. 3	#21	11-2
	Dec. 10	#21	11-2
2004	Sept. 12	#19	2-0
	Sept. 19	#17	3-0
	Sept. 26	#17	3-0
	Final	#22	9-3
2005	Preseason	#24	0-0
	Sept. 4	#24	0-0
	Sept. 11	#23	1-0
	Oct. 16	#24	4-1
	Oct. 23	#22	5-1
	Oct. 30	#21	6-1
	Nov. 6	#20	7-1
	Nov. 11	#16	8-1
	Nov. 20	#16	8-2
	Nov. 27	#23	8-3
2008	Aug. 31	#21	1-0
	Sept. 7	#21	1-0
	Sept. 14	#25	1-1
	Sept. 21	#25	2-1
	Sept. 28	#22	3-1
2013	Sept. 22	#25	3-0
	Sept. 29	#23	4-0
	Oct. 6	#21	5-0
	Oct. 13	#17	5-0
	Oct. 20	#15	6-0
	Oct. 27	#16	7-0
	Nov. 3	#17	8-0
	Nov. 10	#16	9-0
	Nov. 17	#15	9-0
	Nov. 24	#16	10-0
	Dec. 1	#24	10-1
	Dec. 8	#21	11-1
2017	Nov. 26	#25	9-3
2018	Oct. 28	#20	7-1
	Nov. 4	#16	8-1
	Nov. 25	#25	10-2
	Dec. 2	#19	11-2
	Final	#18	12-2
2021	Sept. 19	#22	3-1
	Sept. 26	#18	4-1
	Oct. 31	#25	7-2

USA TODAY COACHES POLL

Year	Date	Rank	Record
1985	Final (1/5)	#23	11-0-1
1986	Sept. 23	#20	2-0
	Sept. 30	#20	3-0
1989	Nov. 6	#25	9-0
	Nov. 13	#23	10-0
1990	Sept. 24	#24	4-0
	Oct. 1	#24	5-0
1991	Oct. 14	#25	5-0
	Oct. 22	#22	6-0
	Oct. 28	#23	7-0
	Nov. 11	#25	8-1
	Nov. 18	#23	9-1
	Nov. 25	#25	10-1
1992	Final	#22	9-4
1993	Sept. 19	#25	2-1
	Sept. 26	#24	3-1
	Oct. 3	#23	3-1
	Dec. 5	#25	8-3
2001	Sept. 10	#15	3-0
	Sept. 24	#13	4-0
	Oct. 1	#11	5-0
	Oct. 8	#10	5-0
	Oct. 15	#10	6-0
	Oct. 22	#19	6-1
	Nov. 12	#25	8-2
	Nov. 19	#22	9-2
	Nov. 26	#21	10-2
	Dec. 3	#19	11-2
	Dec. 10	#20	11-2
2004	Sept. 12	#20	2-0
	Sept. 19	#17	3-0
	Sept. 26	#17	3-0
	Final	#22	9-3
2005	Sept. 4	#24	0-0
	Sept. 11	#25	1-0
	Sept. 23	#24	5-1
	Sept. 30	#22	6-1
	Nov. 6	#20	7-1
	Nov. 11	#16	8-1
	Nov. 20	#16	8-2
	Nov. 27	#22	8-3
2008	Preseason	#25	0-0
	Aug. 31	#21	1-0
	Sept. 7	#21	1-0
	Sept. 21	#24	2-1
	Sept. 28	#21	3-1
2013	Sept. 15	#25	2-0
	Sept. 22	#23	3-0
	Sept. 29	#22	4-0
	Oct. 6	#22	5-0
	Oct. 13	#19	5-0
	Oct. 20	#18	6-0
	Oct. 27	#18	7-0
	Nov. 3	#17	8-0
	Nov. 10	#14	9-0
	Nov. 17	#16	9-0
	Nov. 24	#13	10-0
	Dec. 1	#22	10-1
	Dec. 8	#20	11-1
2018	Oct. 28	#23	7-1
	Nov. 4	#17	8-1
	Nov. 18	#23	9-2
	Nov. 25	#23	10-2
	Dec. 2	#21	11-2
	Final	#18	12-2
2021	Sept. 19	#25	3-1
	Sept. 26	#21	4-1

COLLEGE FOOTBALL PLAYOFF

**instituted in 2014*

Year	Date	Rank	Record
2017	Nov. 28	#25	9-3
2018	Oct. 30	#23	7-1
	Nov. 6	#23	8-1
	Nov. 27	#25	10-2
	Final (12/2)	#21	11-2
2021	Nov. 2	#23	7-2

UPI COACHES POLL

Year	Date	Rank	Record
1985	Final	#16	11-0-1
1992	Final	#23	9-4

Fresno State vs. the Top 25			
Date	Opponent	Rank	Result
10/30/21	at San Diego State	21	W, 30-20
9/18/21	at UCLA	13	W, 40-37
9/4/21	at Oregon	11	L, 31-24
12/1/18	at Boise State	19	W, 19-16 ^{OT}
11/25/17	Boise State	23	W, 28-17
9/16/17	at Washington	12	L, 48-16
9/9/17	at Alabama	4	L, 41-10
9/19/15	Utah	21	L, 45-24
9/12/15	at Ole Miss	14	L, 73-21
12/6/14	at Boise State [^]	22	L, 28-14
9/13/14	Nebraska	21	L, 55-19
8/30/14	at USC	15	L, 52-13
10/13/12	at Boise State	22	L, 20-10
9/8/12	at Oregon	4	L, 42-25
10/7/11	Boise State	5	L, 57-7
9/10/11	at Nebraska	10	L, 42-29
11/19/10	at Boise State	3	L, 51-0
11/14/10	Nevada	21	L, 35-34
9/26/09	at Cincinnati	14	L, 28-20
9/18/09	Boise State	8	L, 51-34
11/28/08	at Boise State	8	L, 61-10
9/13/08	Wisconsin	10	L, 13-10
11/10/07	at Hawai'i	14	L, 37-30
9/8/07	at Texas A&M	23	L, 47-45 ^{3OT}
11/1/06	at Boise State	14	L, 45-21
10/21/06	at LSU	14	L, 38-6
9/9/06	Oregon	20	L, 31-24
11/19/05	at USC	1	L, 50-42
12/27/04	vs. Virginia	18	W, 37-34 ^{OT}
10/23/04	at Boise State	16	L, 33-16
9/12/04	at Kansas State	13	W, 45-21
11/21/03	Boise State	20	L, 31-17
9/13/03	at Oklahoma	1	L, 52-28
8/30/03	at Tennessee	12	L, 24-6
9/7/02	at Oregon	13	L, 28-24
8/23/02	at Wisconsin	25	L, 23-21
9/8/01	at Wisconsin	23	W, 32-20
9/2/01	Oregon State	10	W, 44-24
9/9/00	at UCLA	16	L, 24-21
9/2/00	at Ohio State	15	L, 43-10
9/18/99	at UCLA	21	L, 35-21
9/12/98	at Colorado	16	L, 29-21
10/18/97	at Air Force	17	W, 20-17
9/7/96	at Auburn	18	L, 62-0
11/19/94	Colorado State	10	L, 44-42
10/8/94	BYU	22	L, 32-30
8/29/94	vs. Ohio State*	20	L, 34-10
12/29/92	vs. USC!	23	W, 24-7

*Disneyland Pigskin Classic at the Florida Citrus Bowl (Orlando, Fla.)
[^] Mountain West Championship Game
 ! 1992 Freedom Bowl (Anaheim, Calif.)



ALL-TIME SERIES RECORDS

ABILENE CHRISTIAN

Fresno State leads 3-2
(H:3-1 A: 0-1)

Date	Winner	Score	Site
10/8/60	Fresno State	W 20-19	H
11/11/61	Fresno State	W 21-7	H
10/6/62	Abilene Christian	L 14-26	A
11/23/63	Abilene Christian	L 29-32	H
9/3/15	Fresno State	W 34-13	H

AIR FORCE

Air Force leads 7-3
(H: 2-3, A: 1-3, N: 0-1)

Intra-Conference: 3-6 (2-3 WAC, 1-3 MW)

Date	Winner	Score	Site
10/16/93	Fresno State	W 33-20	H
10/22/94	Air Force	L 42-7	A
10/28/95	Air Force	L 31-20	H
11/16/96	Air Force	L 44-38 ^{OT}	H
10/18/97	Fresno State	W 20-17	A
12/31/00	Air Force	L 37-34	(1)
11/24/12	Fresno State	W 48-15	H
10/24/15	Air Force	L 42-14	A
10/28/16	Air Force	L 31-21	H
10/12/19	Air Force	L 43-24	A

1 - Silicon Valley Football Classic I (San Jose, Calif.)

ALABAMA

Alabama leads 1-0
(A: 0-1)

Date	Winner	Score	Site
9/9/17	Alabama	L 41-10	A

ARIZONA

Fresno State leads 2-0
(A: 2-0)

Date	Winner	Score	Site
11/21/81	Fresno State	W 23-17	A
9/1/84	Fresno State	W 27-22	A

ARIZONA STATE

Arizona State leads 3-1
(H: 0-1, A: 0-2, N: 1-0)

Date	Winner	Score	Site
11/11/31	Arizona State	L 0-7	H
11/4/33	Arizona State	L 7-21	A
11/20/41	Arizona State	L 7-26	A
12/15/18	Fresno State	W 31-20	(1)

1 - Mitsubishi Motors Las Vegas Vegas Bowl

AUBURN

Auburn leads 1-0
(A: 0-1)

Date	Winner	Score	Site
9/7/96	Auburn	L 0-62	A

BALL STATE

Fresno State leads 1-0
(H: 1-0)

Date	Winner	Score	Site
12/9/89	Fresno State	W 27-6	H*

* Cal bowl IX (Fresno, Calif.)

BAYLOR

Baylor leads 2-0
(H: 0-1, A: 0-1)

Date	Winner	Score	Site
9/4/93	Baylor	L 39-42	A
9/6/97	Baylor	L 35-37	H

BOISE STATE

Boise State leads 16-7
(H: 4-6, A: 2-10)

Intra-Conference: 3-13 (1-9 WAC, 2-4 MW)

Date	Winner	Score	Site
9/17/77	Fresno State	W 42-7	H
9/8/84	Fresno State	W 37-21	A
11/2/96	Fresno State \$	W 41-7	H
10/19/01	Boise State	L 30-35	H
10/18/02	Boise State	L 21-67	A
11/21/03	Boise State	L 17-31	H
10/23/04	Boise State	L 16-33	A

11/10/05	Fresno State	W 27-7	H
11/1/06	Boise State	L 21-45	A
10/26/07	Boise State	L 21-34	H
10/17/08	Boise State	L 10-61	A
9/18/09	Boise State	L 34-51	H
11/19/10	Boise State	L 0-51	A
10/7/11	Boise State	L 7-57	H
10/13/12	Boise State	L 10-20	A
9/20/13	Fresno State	W 41-40	H
10/17/14	Boise State	L 27-37	A
12/6/14	Boise State	L 14-28	(1)
11/25/17	Fresno State	W 28-17	H
12/2/17	Boise State	L 17-14	(1)
11/9/18	Boise State	L 24-17	A
12/1/18	Fresno State	W 19-16 ^{OT}	(1)
11/6/21	Boise State	L 40-14	H

\$ Jim Sweeney's 200th career victory
1 - Mountain West Championship Game (Boise, Idaho)

BOWLING GREEN

Fresno State leads 3-2
(H: 0-1, N: 3-1)

Date	Winner	Score	Site
11/23/61	Fresno State	W 36-6	(1)
12/18/82	Fresno State	W 29-28	H#
9/10/83	Bowling Green	L 27-35	H
12/14/85	Fresno State	W 51-7	H#
12/14/91	Bowling Green	L 21-28	H#

1 - Mercy Bowl (Los Angeles, Calif.)
Cal Bowl II (Fresno, Calif.)

BYU

Fresno State leads 6-5
(H: 4-2, A: 2-3)

Date	Winner	Score	Site
9/22/56	Fresno State	W 26-13	A
11/9/57	Fresno State	W 27-14	H
9/20/58	BYU	L 7-29	A
9/26/59	Fresno State	W 27-16	H
10/10/92	BYU	L 24-36	A
10/23/93	Fresno State	W 48-45	A
10/8/94	BYU	L 30-32	H
11/25/95	BYU	L 28-45	H
10/3/98	Fresno State	W 31-21	H
11/21/15	BYU	L 10-52	A
11/4/17	Fresno State	W 20-13	H

CALIFORNIA

Fresno State leads 2-1
(H: 1-0, A: 1-0, N: 0-1)

Date	Winner	Score	Site
9/9/95	Fresno State	W 25-24	A
9/23/00	Fresno State	W 17-3	H
9/3/11	California	L 21-36	N

N - Candlestick Park (San Francisco, Calif.)

CAL POLY

Fresno State leads 33-10-2
(H: 22-4-2, A: 11-6)

Date	Winner	Score	Site
11/4/22	Fresno State	W 20-0	H
11/15/24	Fresno State	W 22-6	A
9/29/28	Fresno State	W 37-0	H
9/15/45	TIED	T 6-6	H
10/13/45	Fresno State	W 24-0	A
10/11/47	Fresno State	W 14-6	H
10/9/48	Cal Poly	L 14-26	A
9/24/49	Fresno State	W 20-7	H
9/23/50	Fresno State	W 31-7	A
10/20/51	Fresno State	W 42-19	H
9/26/53	Cal Poly	L 6-27	H
11/7/54	Fresno State	W 16-13	H
11/12/55	Fresno State	W 34-6	A
11/10/56	Fresno State	W 21-13	H
10/19/57	Cal Poly	L 7-14	A
10/18/58	Fresno State	W 14-0	H
10/24/59	Fresno State	W 28-13	A
10/15/60	Fresno State	W 33-0	H
10/14/61	Fresno State	W 42-13	A
10/13/62	Fresno State	W 51-6	H
10/19/63	Fresno State	W 28-0	A
10/17/64	Fresno State	W 23-13	H
10/16/65	Fresno State	W 20-14	A
10/15/66	Fresno State	W 14-7	H

10/14/67	Fresno State	W 41-14	A
10/19/68	Fresno State	W 17-0	H
10/18/69	Cal Poly	L 17-21	A
10/17/70	Fresno State	W 23-17	H
10/16/71	Fresno State	W 13-10	A
10/14/72	TIED	T 24-24	H
10/27/73	Cal Poly	L 14-28	A
9/28/74	Cal Poly	L 13-17	H
10/4/75	Cal Poly	L 7-24	A
10/16/76	Cal Poly	L 15-17	H
10/1/77	Fresno State	W 52-3	A
9/30/78	Cal Poly	L 12-24	H
10/6/79	Cal Poly	L 0-26	A
10/4/80	Fresno State	W 31-25	H
9/11/82	Fresno State	W 26-6	H
10/29/83	Fresno State	W 30-7	H
9/15/84	Fresno State	W 14-0	H
9/28/85	Fresno State	W 59-10	H
10/2/10	Fresno State	W 38-17	H
9/7/13	Fresno State	W 41-25	H
9/11/21	Fresno State	W 63-10	H

CENTRAL ARKANSAS

Fresno State leads 2-1

Date	Winner	Score	Site
12/25/37	Fresno State	W 27-26	(1)
10/15/38	Fresno State	W 34-0	H
12/7/40	Central Arkansas	L 0-13	A

1 - Little All-American Bowl (Los Angeles, Calif.)
known as Arkansas State Teachers College in '37, '38 & '40

CINCINNATI

Series tied 1-1
(H: 1-0, A: 0-1)

Date	Winner	Score	Site
9/26/09	Cincinnati	L 20-28	A
9/4/10	Fresno State	W 28-14	H

COLORADO

Colorado leads 4-2
(H: 1-0; A: 1-3, N: 0-1)

Date	Winner	Score	Site
9/25/65	Colorado	L 7-10	A
9/10/88	Colorado	L 3-45	A
12/25/93	Colorado	L 30-41	(1)
9/12/98	Colorado	L 21-29	A
8/26/01	Fresno State	W 24-22	A
9/15/12	Fresno State	W 69-14	H

1 - Jeep Eagle Aloha Bowl (Honolulu, Hawaii)

COLORADO STATE

Colorado State leads 10-6
(H: 4-5, A: 2-4, N: 0-1)

Intra-Conference: 3-7 (1-4 WAC, 2-3 MW)

Date	Winner	Score	Site
9/19/92	Fresno State	W 52-21	H
10/9/93	Colorado State	L 34-32	A
11/19/94	Colorado State	L 44-42	H
11/9/96	Colorado State	L 42-20	H
11/8/97	Colorado State	L 41-3	A
10/9/99	Fresno State	W 44-13	H
10/13/01	Fresno State	W 25-22	A
10/4/02	Fresno State	W 32-30	H
10/4/03	Colorado State	L 34-10	A
9/30/06	Colorado State	L 35-23	H
12/20/08	Colorado State	L 40-35	(1)
10/6/12	Fresno State	W 28-7	A
11/28/15	Colorado State	L 34-31	H
11/5/16	Colorado State	L 37-0	A
10/26/19	Colorado State	L 41-31	H
10/29/20	Fresno State	W 38-17	H

1 - New Mexico Bowl (Albuquerque, N.M.)

DRAKE

Drake leads series 1-0
(H: 0-1)

Date	Winner	Score	Site
1/1/46	Drake	L 12-13	H*

* 1945 Raisin Bowl (Fresno, Calif.)

EASTERN MICHIGAN

Fresno State leads 1-0

Date	Winner	Score	Site
9/11/90	Fresno State	W 41-10	H

GEORGIA TECH

Fresno State leads 2-0
(N: 2-0)

Date	Winner	Score	Site
12/31/02	Fresno State	W 30-21	(1)
12/31/07	Fresno State	W 40-28	(2)

1 - Silicon Valley Football Classic III (San Jose, Calif.)
2 - Roady's Humanitarian Bowl (Boise, Idaho)

HAWAII

Fresno State leads 29-24-1
(H: 15-9-1, A: 14-15)

Intra-Conference: 16-14 (9-11 WAC, 7-3 MW)

Date	Winner	Score	Site
11/18/38	Fresno State	W 15-13	H
12/2/39	Fresno State	W 38-2	A
1/1/41	Fresno State	W 3-0	(1)
11/11/46	Hawaii	L 7-2	H
12/6/47	Hawaii	L 27-13	A
12/2/49	Hawaii	L 41-14	A
10/6/50	Fresno State	W 34-20	H
9/25/54	Hawaii	L 25-20	H
11/26/55	Fresno State	W 20-18	A
10/27/56	Fresno State	W 39-20	H
11/22/57	Fresno State	W 31-8	A
11/27/59	Fresno State	W 22-13	A
9/24/60	Fresno State	W 17-7	H
10/3/64	Fresno State	W 28-0	H</

ALL-TIME SERIES RECORDS

IDAHO

Fresno State leads 12-4
(H: 6-2, A: 6-2)

Date	Winner	Score	Site
11/28/46	Fresno State	W 13-12	H
11/3/56	Idaho	L 12-24	H
10/26/57	Idaho	L 6-20	A
9/21/63	Idaho	L 8-32	A
9/23/67	Idaho	L 14-30	H
11/18/78	Fresno State	W 41-28	A
9/8/79	Fresno State	W 30-10	H
10/22/05	Fresno State	W 40-10	A
9/23/06	Fresno State	W 34-0	H
10/13/07	Fresno State	W 37-24	A
10/11/08	Fresno State	W 45-32	H
11/7/09	Fresno State	W 31-21	A
11/27/10	Fresno State	W 23-20	H
9/24/11	Fresno State	W 48-24	A
10/5/13	Fresno State	W 61-14	A
9/1/18	Fresno State	W 79-13	H

IDAHO STATE

Idaho State leads 2-1
(H: 1-1, A: 0-1)

Date	Winner	Score	Site
10/10/64	Idaho State	L 12-20	A
9/21/68	Idaho State	L 23-38	H
10/29/77	Fresno State	W 28-7	H

ILLINOIS

Fresno State leads 2-0
(H: 1-0, A: 1-0)

Date	Winner	Score	Site
12/5/09	Fresno State	W 53-52	A
12/3/10	Fresno State	W 25-23	H

INCARNATE WORD

Fresno State leads 1-0
(H: 1-0)

Date	Winner	Score	Site
9/2/17	Fresno State	W 66-0	H

KANSAS STATE

Fresno State leads 2-0
(H: 1-0, A: 1-0)

Date	Winner	Score	Site
9/12/04	Fresno State	W 45-21	A
11/24/07	Fresno State	W 45-29	H

LOUISIANA-LAFAYETTE

Louisiana-Lafayette leads 2-1
(H: 1-0, A: 0-2)

Date	Winner	Score	Site
9/11/76	UL-Lafayette	L+ 14-41	A
9/6/77	UL-Lafayette	L 13-34	A
9/20/80	Fresno State	W 16-14	H

+ Indicates forfeit (does not alter record)

LOUISIANA-MONROE

Fresno State leads 1-0
(H: 1-0)

Date	Winner	Score	Site
9/2/95	Fresno State	W 31-17	H

LOUISIANA STATE

LSU leads 1-0
(A: 0-1)

Date	Winner	Score	Site
10/21/06	LSU	L 6-38	A

LOUISIANA TECH

Fresno State leads 9-4
(H: 6-2, A: 3-2)

Date	Winner	Score	Site
9/27/86	Fresno State	W 34-10	H
10/3/92	Fresno State	W 48-14	H
9/29/01	Fresno State	W 38-28	H
12/5/02	Fresno State	W 45-13	A
9/20/03	Fresno State	W 16-6	H
10/2/04	Louisiana Tech	L 21-28	A
12/2/05	Louisiana Tech	L 28-40	H

11/24/06	Fresno State	W 34-27	A
9/29/07	Fresno State	W 17-6	H
11/1/08	Louisiana Tech	L 35-38	A
11/21/09	Fresno State	W 30-28	H
11/6/10	Fresno State	W 40-34	A
11/5/11	Louisiana Tech	L 21-41	H

MCNEESE STATE

Series tied 1-1
(H: 1-0, A: 0-1)

Date	Winner	Score	Site
9/9/78	McNeese State	L 16-21	A
9/24/88	Fresno State	W 49-0	H

MICHIGAN STATE

Michigan State leads 1-0
(N: 0-1)

Date	Winner	Score	Site
12/31/01	Michigan State	L 35-44	(1)

1 - Silicon Valley Football Classic II (San Jose, Calif.)

MINNESOTA

Minnesota leads 2-0
(H: 0-1, A: 0-1)

Date	Winner	Score	Site
9/8/18	Minnesota	L 21-14	A
9/7/19	Minnesota	L 38-35 ^{20T}	H

MISSISSIPPI

Mississippi leads 3-0
(H: 0-1, A: 0-2)

Date	Winner	Score	Site
9/25/10	Mississippi	L 38-55	A
10/1/11	Mississippi	L 28-38	H
9/12/15	Mississippi	L 21-73	A

MONTANA

Fresno State leads 1-0
(H: 1-0)

Date	Winner	Score	Site
9/9/89	Fresno State	W 52-37	H

MONTANA STATE

Montana State leads 16-11
(H: 6-9, A: 5-7)

Date	Winner	Score	Site
9/21/57	Montana State	L 14-27	H
11/19/60	Montana State	L 20-22	H
9/23/61	Fresno State	W 16-13	A
11/24/62	Montana State	L 20-21	H
9/28/63	Montana State	L 7-29	A
9/26/64	Montana State	L 13-27	A
10/9/65	Fresno State	W 25-14	H
10/1/66	Montana State	L 6-55	A
9/30/67	Montana State	L 20-21	H
11/16/68	Fresno State	W 31-16	H
9/27/69	Fresno State	W 28-20	A
9/26/70	Montana State	L 12-26	H
9/25/71	Montana State	L 28-37	A
11/18/72	Montana State	L 6-10	H
9/29/73	Montana State	L 6-38	A
9/21/74	Montana State	L 7-14	H
9/27/75	Fresno State	W 34-17	A
9/25/76	Fresno State	W 24-10	H
9/24/77	Montana State	L 14-24	A
11/11/78	Montana State	L 14-35	H
9/15/79	Fresno State	W 22-20	A
11/15/80	Fresno State	W 21-14	H
9/19/81	Montana State	L 26-30	A
11/13/82	Fresno State	W 45-14	H
10/15/83	Fresno State	W 31-12	A
11/17/84	Montana State	L 31-35	H
9-6-86	Fresno State	W 55-2	H

NEBRASKA

Nebraska leads 3-0
(H: 0-1; A: 0-2)

Date	Winner	Score	Site
9/10/11	Nebraska	L 42-29	A
9/13/14	Nebraska	L 55-19	H
9/3/16	Nebraska	L 43-10	A

NEVADA

Fresno State leads 30-22-1
(H: 17-10, A: 13-12-1)

Intra-Conference: (7-5 WAC, 6-4 MW)			
Date	Winner	Score	Site
11/10/23	Nevada	L 46-3	A
10/11/24	Nevada	L 16-0	A
11/7/25	Nevada	L 60-6	A
10/9/26	Nevada	L 28-6	H
10/15/27	Fresno State	W 10-7	H
11/10/28	TIED	T 12-12	A
10/19/29	Nevada	L 48-0	A
11/27/30	Fresno State	W 6-0	H
10/24/31	Nevada	L 31-13	A
11/24/32	Nevada	L 7-0	H
11/29/34	Fresno State	W 33-0	H
11/1/35	Fresno State	W 27-6	A
11/26/36	Fresno State	W 46-8	H
11/6/37	Fresno State	W 46-8	A
10/22/38	Fresno State	W 27-0	A
12/31/01	Michigan State	L 35-44	(1)
10/14/39	Fresno State	W 45-0	H
11/2/40	Fresno State	W 7-6	H
10/18/41	Fresno State	W 6-3	A
11/7/42	Fresno State	W 33-0	H
11/3/45	Nevada	L 7-4	A
11/11/48	Nevada	L 53-7	H
10/22/49	Nevada	L 34-13	A
11/8/52	Fresno State	W 59-32	A
10/17/53	Fresno State	W 47-7	H
10/16/54	Fresno State	W 52-6	A
10/15/55	Fresno State	W 42-9	H
10/16/82	Nevada	L 40-26	L
9/17/83	Fresno State	W 24-22	H
11/5/94	Nevada	L 62-35	H
9/26/98	Nevada	L 27-24	H
9/25/99	Fresno State	W 49-24	A
10/14/00	Fresno State	W 58-21	H
11/17/01	Fresno State	W 61-14	A
11/16/02	Fresno State	W 27-10	H
11/8/03	Fresno State	W 27-10	A
11/20/04	Fresno State	W 54-17	H
11/26/05	Nevada	L 28-25	A
9/1/06	Fresno State	W 28-19	H
10/6/07	Fresno State	W 49-41	A
11/7/08	Nevada	L 41-28	H
11/14/09	Nevada	L 52-14	A
11/13/10	Nevada	L 35-34	H
10/22/11	Nevada	L 45-38	A
11/10/12	Fresno State	W 52-36	A
11/2/13	Fresno State	W 41-23	H
11/22/14	Fresno State	W 40-20	A
11/5/15	Nevada	L 30-16	H
10/8/16	Nevada	L 27-22	A
9/30/17	Fresno State	W 41-21	H
10/6/18	Fresno State	W 21-3	A
11/23/19	Nevada	L 35-28	H
12/5/20	Nevada	L 37-26	A
10/23/21	Fresno State	W 34-32	H

NEW MEXICO

Fresno State leads 14-5
(H: 8-1, A: 6-3, N: 0-1)

Intra-Conference: 9-2 (4-1 WAC, 6-1 MW)			
Date	Winner	Score	Site
11/8/47	New Mexico	L 3-34	A
10/30/48	Fresno State	W 20-14	H
9/13/75	New Mexico	L 0-29	A
9/3/88	Fresno State	W 68-21	A
11/18/89	New Mexico	L 22-45	A
9/8/90	Fresno State	W 24-17	H
10/5/91	Fresno State	W 94-17	H
10/24/92	Fresno State	W 31-28	H
9/18/93	Fresno State	W 41-24	A
10/29/94	New Mexico	L 32-49	H
10/7/95	Fresno State	W 51-34	H
10/31/98	Fresno State	W 28-20	A
10/27/12	Fresno State	W 49-32	A
11/23/13	Fresno State	W 69-28	H
9/26/14	Fresno State	W 35-24	A
10/14/17	Fresno State	W 38-0	H
10/20/18	Fresno State	W 38-7	A
12/12/20	New Mexico	L 49-39	(1)
11/13/21	Fresno State	W 34-7	

1 - UNM relocated program to Las Vegas due to COVID-19 pandemic (Sam Boyd Stadium)

NEW MEXICO STATE

Fresno State leads 18-1
(H: 8-0, A: 10-1)

Date	Winner	Score	Site
9/23/72	Fresno State	W 49-17	A
10/5/74	Fresno State	W 9-7	A
11/13/76	Fresno State	W 44-0	H
9/29/84	Fresno State	W 53-24	H
10/19/85	Fresno State	W 48-21	A
10/11/86	Fresno State	W 17-14	H
11/21/87	Fresno State	W 34-10	A
9/17/88	Fresno State	W 41-0	H
11/11/89	Fresno State	W 45-5	A
9/22/90	Fresno State	W 42-3	H
10/19/91	Fresno State	W 42-28	A
10/8/05	Fresno State	W 37-7	A
11/1/06	Fresno State	W 23-18	H
11/30/07	Fresno State	W 30-23	A
11/15/08	Fresno State	W 27-14	H
10/24/09	Fresno State	W 34-3	A
10/16/10	Fresno State	W 33-10	H
11/12/11	New Mexico State	L 48-45	A
9/28/19	Fresno State	W 34-17	A

NORTH DAKOTA

Fresno State leads 1-0
(H: 1-0)

Date	Winner	Score	Site
9/17/11	Fresno State	W 27-22	H

NORTHERN ARIZONA

Fresno State leads 7-1-1
(H: 4-1, A: 3-0-1)

Date	Winner	Score	Site
9/26/31	Northern Arizona	L 2-26	H
11/5/32	TIED	T 0-0	A
10/13/34	Fresno State	W 26-14	A
10/17/36	Fresno State	W 31-6	H
10/6/45	Fresno State	W 19-0	A
9/24/66	Fresno State	W 14-12	H
11/15/69	Fresno State	W 27-18	H
11/14/70	Fresno State	W 40-7	A
11/19/83	Fresno State	W 30-22	H

NORTHERN ILLINOIS

Northern Illinois leads 3-2
(H: 1-1, A: 1-1, N: 0-1)

Date	Winner	Score	Site
11/11/72	Fresno State	W 9-6	A
10/6/73	Northern Illinois	L 15-24	H
10/6/90	Northern Illinois	L 18-73	A
9/7/91	Fresno State	W 55-7	H
12/18/10	Northern Illinois	L 17-40	(1)

1 - uDrove Humanitarian Bowl (Boise, Idaho)

ALL-TIME SERIES RECORDS

OREGON

Oregon leads 8-2
(H: 1-2, A: 1-6)

Date	Winner	Score	Site
9/5/81	Fresno State	W 23-16	H
9/18/82	Fresno State	W 10-4	A
8/31/96	Oregon	L 27-30 ^{OT}	H
9/20/97	Oregon	L 40-43 ^{OT}	A
9/7/02	Oregon	L 24-28	A
9/17/05	Oregon	L 34-37	A
9/9/06	Oregon	L 24-31	H
9/15/07	Oregon	L 21-52	A
9/8/12	Oregon	L 25-42	A
9/4/21	Oregon	L 31-24	A

OREGON STATE

Fresno State leads 8-5
(H: 6-0, A: 2-5)

Date	Winner	Score	Site
9/12/81	Oregon State	L 28-31	A
9/21/85	Fresno State	W 33-24	A
9/13/86	Fresno State	W 27-0	H
10/1/88	Oregon State	L 10-21	A
10/7/89	Fresno State	W 35-18	H
9/21/91	Fresno State	W 24-20	A
9/12/92	Oregon State	L 36-46	A
9/11/93	Fresno State	W 48-30	H
9/17/94	Fresno State	W 24-14	H
9/11/99	Oregon State	L 23-46	A
9/2/01	Fresno State	W 44-24	H
9/21/02	Oregon State	L 19-49	A
9/5/03	Fresno State	W 16-14	H

PORTLAND STATE

Fresno State leads 6-0
(H: 5-0, A: 1-0)

Date	Winner	Score	Site
10/5/68	Fresno State	W 30-13	A
11/22/69	Fresno State	W 28-22	H
8/30/97	Fresno State	W 35-7	H
9/4/99	Fresno State	W 34-6	H
9/27/03	Fresno State	W 42-16	H
9/19/04	Fresno State	W 27-17	H

RICE

Fresno State leads 6-1
(H: 3-0, A: 3-0; N: 0-1)

Date	Winner	Score	Site
11/6/99	Fresno State	W 47-18	H
10/5/00	Fresno State	W 27-24	A
11/3/01	Fresno State	W 52-24	H
9/28/02	Fresno State	W 31-28	A
10/25/03	Fresno State	W 31-28	H
11/6/04	Fresno State	W 52-21	A
12/24/14	Rice	L 6-30	(1)

(1) - Hawai'i Bowl (Honolulu, Hawai'i)

RUTGERS

Fresno State leads 2-0
(H: 1-0; A: 1-0)

Date	Winner	Score	Site
9/1/08	Fresno State	W 24-7	A
8/29/13	Fresno State	W 52-51 ^{OT}	H

SACRAMENTO STATE

Fresno State leads 4-0
(H: 4-0)

Date	Winner	Score	Site
9/9/72	Fresno State	W 24-7	H
9/1/07	Fresno State	W 24-3	H
9/10/16	Fresno State	W 31-3	H
9/28/19	Fresno State	W 34-20	H

SAN DIEGO STATE

San Diego State leads 30-26-4
(H: 14-13-2, A: 12-17-2)

Intra-Conference: 21-22-4
(11-9-4 CCAA; 1-6 PCAA; 3-4 WAC; 6-3 MW)

Date	Winner	Score	Site
11/29/23	San Diego State	L 12-2	A
11/27/24	Fresno State	W 7-0	H
10/30/26	Fresno State	W 28-7	A
12/5/31	San Diego State	L 15-0	H
10/25/40	TIED	T 0-0	A
10/25/41	Fresno State	W 26-0	H
10/11/42	Fresno State	W 66-0	A
10/27/45	San Diego State	L 7-0	H
10/26/46	San Diego State	L 7-0	A
11/1/47	TIED	T 7-7	H
11/6/48	Fresno State	W 7-6	H
11/5/49	San Diego State	L 18-7	H
10/21/50	TIED	T 20-20	A
11/3/51	San Diego State	L 13-7	H
11/1/52	Fresno State	W 49-33	A
10/31/53	TIED	T 27-27	H
10/30/54	Fresno State	W 20-0	A
11/5/55	Fresno State	W 20-6	H
11/17/56	Fresno State	W 50-7	A
11/3/57	Fresno State	W 27-0	H
11/1/58	Fresno State	W 22-20	A
10/31/59	Fresno State	W 38-13	H
10/29/60	Fresno State	W 60-0	A
10/28/61	Fresno State	W 27-6	H
10/27/62	San Diego State	L 29-26	A
11/9/63	San Diego State	L 34-6	H
10/31/64	San Diego State	L 44-6	A
10/30/65	San Diego State	L 26-7	H
10/29/66	San Diego State	L 34-13	A
10/28/67	San Diego State	L 28-21	H
11/2/68	San Diego State	L 42-12	A
11/1/69	San Diego State	L 48-20	H
10/31/70	San Diego State	L 57-14	A
10/30/71	Fresno State	W 17-10	H
10/28/72	San Diego State	L 21-14	A
11/17/73	San Diego State	L 41-6	H
10/12/74	San Diego State	L 24-21	A
10/11/75	San Diego State	L 29-0	H
9/18/76	San Diego State	L 7-3	A
10/8/77	Fresno State	W 34-14	H
10/7/78	San Diego State	L 31-14	A
9/22/79	San Diego State	L 32-23	H
11/21/92	Fresno State	W 45-41	A
11/20/93	Fresno State	W 63-37	H
11/26/94	Fresno State	W 49-42	A
10/14/95	San Diego State	L 48-24	A
11/23/96	San Diego State	L 31-21	A
11/15/97	San Diego State	L 20-19	H
11/7/98	San Diego State	L 10-0	A
8/29/02	Fresno State	W 16-14	H
12/3/11	San Diego State	L 35-28	A
9/29/12	Fresno State	W 52-40	H
10/26/13	Fresno State	W 35-28 ^{OT}	A
10/3/14	Fresno State	W 24-13	H
10/3/15	San Diego State	L 21-7	A
10/14/16	San Diego State	L 17-3	H
10/21/17	Fresno State	W 27-3	A
11/17/18	Fresno State	W 23-14	H
11/15/19	San Diego State	L 17-7	A
10/30/21	Fresno State	W 30-20	A

SAN JOSE STATE

Fresno State leads 43-38-3
(H: 25-18-1, A: 18-20-2)

Intra-Conference: 21-7
(3-1 Big West; 14-2 WAC; 4-4 MW)

Date	Winner	Score	Site
11/19/21	San Jose State	L 14-2	H
10/24/25	Fresno State	W 23-7	H
11/6/26	Fresno State	W 34-0	H
11/5/27	Fresno State	W 10-7	H
11/16/29	San Jose State	L 26-14	H
11/15/30	Fresno State	W 27-12	A
10/17/31	Fresno State	W 32-0	H
10/21/32	TIED	T 0-0	A
11/18/33	San Jose State	L 18-0	A
11/3/34	TIED	T 7-7	H
11/23/39	San Jose State	L 42-7	H
11/16/40	San Jose State	L 14-7	H
11/14/41	TIED	T 0-0	A
11/26/42	Fresno State	W 6-0	H
11/22/46	San Jose State	L 13-2	A
11/27/47	Fresno State	W 21-20	H
11/19/48	San Jose State	L 41-6	A
11/24/49	San Jose State	L 43-7	H
11/3/50	San Jose State	L 33-7	A
10/6/51	San Jose State	L 32-6	H
10/10/52	San Jose State	L 40-6	A
10/3/53	San Jose State	L 27-21	H
11/14/54	San Jose State	L 28-0	A
11/18/55	Fresno State	W 19-13	H
11/22/56	Fresno State	W 30-14	A
11/16/57	Fresno State	W 13-6	H
11/15/58	San Jose State	L 48-6	A
10/17/59	San Jose State	L 40-14	H
11/1/60	Fresno State	W 27-12	A
11/18/61	Fresno State	W 36-27	H
11/10/62	Fresno State	W 20-14	A
11/16/63	San Jose State	L 56-27	H
11/21/64	San Jose State	L 26-14	A
11/20/65	Fresno State	W 24-18	H
11/19/66	Fresno State	W 15-13	A
11/18/67	San Jose State	L 35-30	H
9/28/68	San Jose State	L 25-21	A
11/21/70	Fresno State	W 27-19	A
9/18/71	Fresno State	W 14-7	H
9/30/72	Fresno State	W 23-21	A
9/15/73	San Jose State	L 24-6	H
9/14/74	San Jose State	L 28-7	A
11/1/75	San Jose State	L 21-7	H
10/23/76	San Jose State	L 21-7	A
10/22/77	Fresno State	W 45-24	H
10/21/78	San Jose State	L 26-16	A
10/13/79	San Jose State	L + 35-22	H
10/11/80	San Jose State	L 26-14	A
10/3/81	San Jose State	L 65-33	H
10/23/82	Fresno State	W 39-27	A
10/8/83	San Jose State	L 41-23	H
10/27/84	San Jose State	L 18-17	A
10/12/85	Fresno State	W 37-17	H
10/4/86	San Jose State	L 45-41	A
10/17/87	San Jose State	L 20-16	H
10/29/88	Fresno State	W 17-15	A
11/4/89	Fresno State	W 31-30	H
11/17/90	San Jose State	L 42-7	A
11/23/91	Fresno State	W 31-28	H
9/3/94	Fresno State	W 45-13	H
10/12/96	Fresno State	W 28-18	H
11/1/97	Fresno State	W 53-12	A
11/21/98	Fresno State	W 24-21	H
11/20/99	Fresno State	W 63-12	H
11/25/00	Fresno State	W 37-6	A
11/23/01	Fresno State	W 40-21	H
11/23/02	Fresno State	W 19-16	A
11/15/03	Fresno State	W 41-7	H
11/27/04	Fresno State	W 62-28	A
11/5/05	Fresno State	W 45-7	H
12/2/06	San Jose State	L 24-14	A
10/20/07	Fresno State	W 30-0	H
11/21/08	Fresno State	W 24-10	A
10/17/09	Fresno State	W 41-21	H
10/23/10	Fresno State	W 33-18	A
11/26/11	San Jose State	L 27-24	H
11/19/13	San Jose State	L 62-52	A
11/8/14	Fresno State	W 38-24	H
9/26/15	San Jose State	L 49-23	A
11/26/16	San Jose State	L 16-14	H
10/7/17	Fresno State	W 27-10	A
11/24/18	Fresno State	W 31-13	H
11/30/19	San Jose State	L 17-16	A
11/25/21	Fresno State	W 40-9	A

+ Indicates forfeit (does not alter record)

SMU

Fresno State leads 5-2
(H: 3-0, A: 2-1, N: 0-1)

Date	Winner	Score	Site
10/14/99	SMU	L 14-24	A
11/18/00	Fresno State	W 14-7	H
11/10/01	Fresno State	W 38-13	A
10/12/02	Fresno State	W 30-7	H
11/1/03	Fresno State	W 20-11	A
10/30/04	Fresno State	W 42-0	H
12/24/12	SMU	L 10-43	(1)

1 - Sheraton Hawai'i Bowl (Honolulu)

SOUTH DAKOTA STATE

Fresno State leads 1-0
(H: 1-0)

Date	Winner	Score	Site
9/19/64	Fresno State	W 20-14	H

SOUTHERN ILLINOIS

Fresno State leads 2-1
(H: 1-1, A: 1-0)

Date	Winner	Score	Site
11/8/80	Fresno State	W 31-14	A
10/17/81	Southern Illinois	L 18-24	H
10/17/87	Fresno State	W 35-0	H

SOUTHERN UTAH

Fresno State leads 1-0
(H: 1-0)

Date	Winner	Score	Site
9/20/14	Fresno State	W 56-16	H

STANFORD

Stanford leads 3-0
(H: 0-1, A: 0-2)

Date	Winner	Score	Site
9/25/26	Stanford	L 7-44	A
9/17/27	Stanford	L 0-33	A
10/27/28	Stanford	L 0-47	H

TENNESSEE

Tennessee leads 1-0
(A: 1-0)

Date	Winner	Score	Site
8/30/03	Tennessee	L 6-24	A

TCU

TCU leads 2-1
(H: 1-0, A: 0-2)

Date	Winner	Score	Site
10/10/98	TCU	L 10-21	A
10/2/99	Fresno State	W 26-19 ^{OT}	H
11/1/00	TCU	L 7-24	A

TEXAS A&M

Texas A&M leads 1-0
(A: 0-1)

Date	Winner	Score	Site
9/8/07	Texas A&M	L 47-45 ^{OT}	A

TEXAS TECH

Texas Tech leads 1-0
(A: 0-1)

Date	Winner	Score	Site
9/19/98	Texas Tech	L 28-34	A

TOLEDO

Fresno State leads 3-1
(H: 2-0, A: 1-1)

ALL-TIME SERIES RECORDS

TULSA

Fresno State leads 4-3

(H: 2-1, A: 2-1, N:0-1)

Date	Winner	Score	Site
10/30/99	Fresno State	W 28-14	A
10/28/00	Fresno State	W 34-12	H
9/22/01	Fresno State	W 37-18	A
11/9/02	Fresno State	W 31-12	H
12/31/05	Tulsa	L 31-24	(1)
9/22/12	Tulsa	L 27-26	A
9/24/16	Fresno State	L 48-41 ^{OT}	H

1 - AutoZone Liberty Bowl (Memphis, Tenn.)

UC DAVIS

Fresno State leads 12-5-1

(H: 6-4, A: 5-1-1)

Date	Winner	Score	Site
11/18/22	TIED	T 0-0	A
10/27/23	Fresno State	W 26-14	A
10/31/25	UC Davis	L 0-6	H
11/11/26	Fresno State	W 23-7	H
11/11/27	UC Davis	L 7-13	H
11/29/28	UC Davis	L 0-13	H
11/11/29	UC Davis	L 0-22	A
11/8/30	Fresno State	W 27-7	H
11/7/31	Fresno State	W 20-7	A
10/8/32	UC Davis	L 0-3	H
10/28/33	Fresno State	W 20-0	A
11/12/34	Fresno State	W 40-13	H
11/16/35	Fresno State	W 32-6	A
10/22/37	Fresno State	W 19-0	A
10/29/38	Fresno State	W 37-7	H
9/22/51	Fresno State	W 27-0	A
9/20/52	Fresno State	W 41-7	H
9/5/09	Fresno State	W 51-0	H

UCLA

UCLA leads 6-4

(A: 3-6, N: 1-0)

Date	Winner	Score	Site
10/1/27	UCLA	L 0-7	A
10/5/29	UCLA	L 6-56	A
9/19/87	UCLA	L 0-17	A
9/30/95	UCLA	L 21-45	A
9/18/99	UCLA	L 21-35	A
9/9/00	UCLA	L 21-24	A
12/30/03	Fresno State	W 17-9	(1)
9/27/08	Fresno State	W 36-31	A
9/15/18	Fresno State	W 38-14	A
9/18/21	Fresno State	W 40-37	A

1 - Silicon Valley Football Classic IV (San Jose, Calif.)

UCONN

Fresno State leads 1-0

(H: 1-0)

Date	Winner	Score	Site
8/28/21	Fresno State	W 45-0	H

UNLV

Fresno State leads 17-7

(H: 10-3, A: 7-4)

Intra-Conference: 16-5

(2-0 WAC, 8-2 Big West; 6-3 MW)

Date	Winner	Score	Site
11/3/79	UNLV	L 31-28	H
9/13/80	UNLV	L 35-6	A
11/7/81	Fresno State	W 42-26	H
11/20/82	Fresno State	W 30-28	A
11/5/83	UNLV	L + 20-7	H
11/24/84	UNLV	L + 37-13	A
9/14/85	Fresno State	W 26-6	H
11/6/86	Fresno State	W 36-7	A
10/31/87	Fresno State	W 45-10	H
11/12/88	Fresno State	W 31-14	A
10/28/89	Fresno State	W 31-17	H
11/3/90	Fresno State	W 45-18	A
10/26/91	Fresno State	W 48-22	H
10/26/96	Fresno State	W 34-23	A
10/25/97	Fresno State	W 46-28	H
10/19/13	Fresno State	W 38-14	H
10/10/14	UNLV	L 30-27 ^{OT}	A
10/16/15	Fresno State	W 31-28	H
10/1/16	UNLV	L 45-20	A
10/28/17	UNLV	L 26-16	H
11/3/18	Fresno State	W 48-3	A
10/18/19	Fresno State	W 56-27	H
11/7/20	Fresno State	W 40-27	A
9/24/21	Fresno State	W 38-30	H

+ Indicates forfeit (does not alter record)

USC

USC leads 4-1

(A: 0-3, N: 1-1)

Date	Winner	Score	Site
12/29/92	Fresno State	W 24-7	(1)
11/19/05	USC	L 50-42	A
12/21/13	USC	L 45-20	(2)
8/30/14	USC	L 52-13	A
8/31/19	USC	L 31-23	A

1 - Freedom Bowl (Anaheim, Calif.)

2 - Royal Purple Las Vegas Bowl (Las Vegas, Nev.)

UTAH

Utah leads 7-4

(H: 3-1, A: 1-5, N: 0-1)

Date	Winner	Score	Site
9/27/80	Utah	L 12-27	A
9/2/89	Fresno State	W 52-22	H
9/15/90	Fresno State	W 31-7	A
11/7/92	Fresno State	W 41-15	H
9/23/95	Utah	L 21-24	A
9/21/96	Utah	L 17-45	A
10/2/97	Fresno State	W 27-13	H
10/17/98	Utah	L 16-24	A
12/18/99	Utah	L 16-17	(1)
9/6/14	Utah	L 27-59	A
9/19/15	Utah	L 24-45	H

1-EA Sports Las Vegas Bowl (Las Vegas, Nev.)

UTAH STATE

Fresno State leads 18-13-1

(H: 13-4-1, A: 5-9)

Intra-Conference: 7-4 (6-1 WAC; 1-3 MW)

Date	Winner	Score	Site
10/18/52	Fresno State	W 27-21	H
11/7/53	Utah State	L 46-6	A
10/9/54	Fresno State	W 23-13	H
10/29/55	Utah State	L 39-14	A
9/23/78	Utah State	L 45-22	A
11/24/79	Utah State	L 41-31	H
10/25/80	Utah State	L 14-0	H
10/31/81	Utah State	L 20-0	A
10/2/82	Fresno State	W 31-6	H
10/1/83	Utah State	L 20-12	A
10/20/84	Fresno State	W 43-18	H
10/26/85	Fresno State	W 38-19	A
11/22/86	Fresno State	W 14-7	H
11/14/87	Utah State	L 17-13	A
10/15/88	Fresno State	W 51-10	H
10/14/89	Fresno State	W 34-7	A
10/13/90	TIED	T 24-24	H
11/2/91	Utah State	L 20-19	A

9/25/93	Fresno State	W 30-14	H
12/1/01	Fresno State	W 70-21	H
10/15/05	Fresno State	W 53-21	H
10/7/06	Utah State	L 13-12	A
11/3/07	Fresno State	W 38-27	H
10/25/08	Fresno State	W 30-28	A
10/31/09	Fresno State	W 31-27	H
9/18/10	Fresno State	W 41-24	A
10/15/11	Fresno State	W 31-21	H
12/7/13	Fresno State	W 24-17	(1)
10/10/15	Utah State	L 56-14	H
10/22/16	Utah State	L 38-20	A
11/9/19	Utah State	L 37-35	H
11/14/20	Fresno State	W 35-16	A

1 - Mountain West Championship Game (Fresno, Calif.)

UTEP

Fresno State leads 9-3-1

(H: 6-2, A: 2-1-1, N: 1-0)

Date	Winner	Score	Site
12/3/38	UTEP	L 6-26	H
9/30/39	Fresno State	W 10-7	H
11/11/40	Fresno State	W 16-6	H
11/28/92	Fresno State	W 43-18	A
11/6/93	Fresno State	W 30-10	H
11/12/94	TIED	T 30-30	A
11/11/95	Fresno State	W 47-14	H
10/24/98	Fresno State	W 32-6	H
10/23/99	Fresno State	W 24-23 ^{OT}	H
10/21/00	UTEP	L 13-23	A
11/29/03	Fresno State	W 23-20	A
10/9/04	UTEP	L 21-24	H
12/18/21	Fresno State	W 31-24	(1)

1 - New Mexico Bowl (Albuquerque, N.M.)

VIRGINIA

Fresno State leads 1-0

(N: 1-0)

Date	Winner	Score	Site
12/27/04	Fresno State	W 37-34 ^{OT}	(1)

1 - MPC Computers Bowl (Boise Idaho)

WASHINGTON

Washington leads 3-1

(A: 1-3)

Date	Winner	Score	Site
9/29/79	Washington	L 49-14	A
9/5/04	Fresno State	W 35-16	A
9/16/06	Washington	L 21-20	A
9/16/17	Washington	L 48-16	A

WASHINGTON STATE

Washington leads 3-1

(H: 0-1, A: 1-2)

Date	Winner	Score	Site
9/5/87	Washington State	L 24-41	A
9/14/91	Fresno State	W 34-30	A
9/26/92	Washington State	L 37-39	H
9/10/94	Washington State	L 3-24	A

WEBER STATE

Fresno State leads 4-0

(H: 4-0)

Date	Winner	Score	Site
9/16/78	Fresno State	W 55-14	H
9/25/82	Fresno State	W 25-9	H
9/10/05	Fresno State	W 55-17	H
9/1/12	Fresno State	W 37-10	H

WESTERN ILLINOIS

Fresno State leads 1-0

(H: 1-0)

Date	Winner	Score	Site
9/12/87	Fresno State	W 20-17	H

WESTERN MICHIGAN

Fresno State leads 2-0

(H: 2-0)

Date	Winner	Score	Site
------	--------	-------	------

9/16/72	Fresno State	W 41-14	H
12/10/88	Fresno State	W 35-30	H*

* Cal bowl VIII (Fresno, Calif.)

WISCONSIN

Wisconsin leads 3-1

(H: 0-1; A: 1-2)

Date	Winner	Score	Site
9/8/02	Fresno State	W 32-20	A
8/23/02	Wisconsin	L 21-23	A
9/13/08	Wisconsin	L 10-13	H
9/12/09	Wisconsin	L 31-34 ^{OT}	A

WYOMING

Fresno State leads 8-5

(H: 5-1, A: 3-3, N: 0-1)

Intra-Conference: 8-4 (3-3 WAC, 5-1 MW)

Date	Winner	Score	Site
10/31/92	Fresno State	W 42-31	H
10/30/93	Wyoming	L 28-32	A
10/15/94	Fresno State	W 38-24	H
11/18/95	Wyoming	L 10-38	A
10/19/96	Wyoming	L 21-42	A
11/22/97	Fresno State	W 27-7	H
12/19/09	Wyoming	L 28-35	(1)
9/20/12	Fresno State	W 42-14	H
11/9/13	Fresno State	W 48-10	A
11/1/14	Wyoming	L 17-45	H
11/18/17	Fresno State	W 13-7	A
10/13/18	Fresno State	W 27-3	H
10/14/21	Fresno State	W 17-0	A

1 - New Mexico Bowl (Albuquerque, N.M.)

- Shading indicates 2022 Opponent



SERIES AGAINST DEFUNCT PROGRAMS/NON D-I PROGRAMS

ADAMS STATE			
Date	Winner	Score	Site
10/5/63	Fresno State	W 25-7	H

ALAMEDA AIR PAC			
Date	Winner	Score	Site
1949	Fresno State	W 55-30	H

BAKERSFIELD JC			
Date	Winner	Score	Site
1922	Fresno State	W 31-6	A
1923	Fresno State	W 32-6	H
1924	Fresno State	W 9-0	H

BARBARIANS			
Date	Winner	Score	Site
1925	Fresno State	W 63-6	H

CALIFORNIA JVs			
Date	Winner	Score	Site
1933	California JVs	L 0-7	H
1934	California JVs	L 6-12	H
1935	California JVs	L 7-13	H
1936	Fresno State	W 32-6	H
1937	Fresno State	W 20-7	H
1938	Fresno State	W 27-7	H
1939	Fresno State	W 28-7	H

CAL CHRISTIAN			
Date	Winner	Score	Site
1924	Fresno State	W 31-0	H
1930	Fresno State	W 19-7	A

CAL POLY POMONA			
Date	Winner	Score	Site
1933	Fresno State	W 24-0	H
9/20/69	Fresno State	W 27-7	H
9/8/73	Cal Poly Pomona	L 9-17	H
9/7/74	Cal Poly Pomona	L 12-13	H

CAL STATE FULLERTON Fresno State leads 13-6 (H: 10-3, A: 3-2, N: 0-1)			
Date	Winner	Score	Site
12/11/71	CS Fullerton	L 14-17	(1)
10/26/74	Fresno State	W 48-21	A
9/6/75	Fresno State	W 49-7	H
10/2/76	Fresno State	W 31-12	H
11/11/77	Fresno State	W 44-19	A
10/28/78	CS Fullerton	L 8-37	H
11/10/79	Fresno State	W 28-24	H
9/6/80	CS Fullerton	L 25-39	A
10/10/81	CS Fullerton	L 10-13	H
11/6/82	Fresno State	W 31-14	H
10/22/83	CS Fullerton	L 17-18	H
11/3/84	CS Fullerton	L 17-20	A
11/2/85	Fresno State	W 42-7	H
10/30/86	Fresno State	W 30-20	H
11/7/87	Fresno State	W 21-17	H
10/8/88	Fresno State	W 23-10	A
10/21/89	Fresno State	W 33-19	H
9/29/90	Fresno State	W 38-3	H
11/16/91	Fresno State	W 38-7	H

1 - Mercy Bowl II (Anaheim, Calif.)

CAL STATE LA			
Date	Winner	Score	Site
10/9/53	Cal State LA	L 12-14	A
10/2/54	Fresno State	W 49-19	H
10/25/58	Fresno State	W 7-6	A
11/21/59	Fresno State	W 21-0	H
10/22/60	Fresno State	W 35-13	A
10/21/61	Fresno State	W 35-6	A
10/20/62	Fresno State	W 34-0	A
10/26/63	Fresno State	W 35-20	H
10/24/64	Cal State LA	L 12-32	A
10/23/65	Cal State LA	L 15-17	H
10/22/66	Fresno State	W 14-7	A
10/21/67	Fresno State	W 14-3	H
10/25/68	Fresno State	W 42-20	A
10/25/69	Fresno State	W 24-0	H

10/24/70	Fresno State	W 51-6	H
10/23/71	Fresno State	W 47-7	H
10/21/72	Fresno State	W 31-0	H
11/15/75	Fresno State	W 59-14	H

CAL STATE NORTHRIDGE			
Date	Winner	Score	Site
10/8/66	Fresno State	W 18-17	H
10/7/67	Fresno State	W 31-25	A
10/11/68	Fresno State	W 35-12	H
10/11/69	Fresno State	W 38-14	A
10/10/70	Fresno State	W 21-7	H
11/13/71	Fresno State	W 23-7	H
11/24/73	Fresno State	W 54-24	H
11/2/74	Fresno State	W 41-0	A
9/20/75	CS Northridge	L 7-13	H

CAL TECH			
Date	Winner	Score	Site
1921	Fresno State	W 12-0	A
1921	Fresno State	W 12-0	H
1933	Fresno State	W 26-6	H
1934	Fresno State	W 66-0	H
1935	Fresno State	W 51-7	H

CAMP BEALE			
Date	Winner	Score	Site
1945	Camp Beale	L 13-21	A

CAMP HAAN			
Date	Winner	Score	Site
1941	TIED	T 7-7	A

CARUTHERS LEGION			
Date	Winner	Score	Site
1923	Fresno State	W 39-0	H

CHICO STATE			
Date	Winner	Score	Site
1921	Chico State	L 0-3	H
1924	Chico State	L 0-16	A
1929	Chico State	L 0-12	A
1930	Fresno State	W 13-7	H
1931	Chico State	L 6-18	A
1935	Fresno State	W 13-0	A
1936	Fresno State	W 38-0	H
1937	Fresno State	W 40-7	H

FORT ORD			
Date	Winner	Score	Site
10/25/42	Fresno State	W 80-0	H

FRESNO HIGH			
Date	Winner	Score	Site
1921	Fresno High	L 7-62	H

HARDIN-SIMMONS			
Date	Winner	Score	Site
1936	Hardin-Simmons	L 6-28	A
1937	Hardin-Simmons	L 7-14	H

HAWAIIAN ALL-STARS			
Date	Winner	Score	Site
1946	Fresno State	W 13-6	H

HAYWARD STATE			
Date	Winner	Score	Site
9/12/70	Fresno State	W 28-12	H
9/11/71	Hayward State	L 14-18	H

HEALANI AC			
Date	Winner	Score	Site
1939	Fresno State	W 21-6	A
1940	Fresno State	W 20-0	A

HONOLULU ALL-STARS			
Date	Winner	Score	Site
1947	Honolulu All-Stars	L 7-34	H

HUMBOLDT STATE			
Date	Winner	Score	Site
12/14/68	Humboldt State	L 14-29	(1)

1 - Camellia Bowl (Sacramento, Calif.)

LaVERNE			
Date	Winner	Score	Site
1921	Fresno State	W 46-0	H
1926	Fresno State	W 22-7	H
1931	LaVerne	L 6-7	H
1932	Fresno State	W 6-0	H
1933	Fresno State	W 14-7	H
1935	Fresno State	W 46-0	H

LEMOORE HIGH			
Date	Winner	Score	Site
1922	Fresno State	W 25-9	A

LEILEHAU ALUMNI			
Date	Winner	Score	Site
1946	Fresno State	W 18-6	A

LONG BEACH STATE			
Date	Winner	Score	Site
11/8/58	Fresno State	W 22-6	H
11/14/59	Fresno State	W 29-8	A
11/5/60	Fresno State	W 21-3	H
11/3/61	Fresno State	W 37-14	A
11/3/62	Fresno State	W 50-0	H
11/2/63	Long Beach State	L 14-25	A
11/7/64	Long Beach State	L 20-21	H
11/6/65	Long Beach State	L 12-14	A
11/5/66	Long Beach State	L 20-28	H
11/4/67	Long Beach State	L 14-26	A
11/9/68	Fresno State	W 34-28	H
11/8/69	Long Beach State	L 7-37	A
11/7/70	Long Beach State	L 14-50	H
11/5/71	Long Beach State	L 13-30	A
11/4/72	Long Beach State	L 16-21	H
10/19/73	Fresno State	W 15-14	A
11/9/74	Long Beach State	L 24-28	H
10/18/75	Long Beach State	L 17-47	A
11/6/76	Fresno State	W 23-0	H
11/5/77	Fresno State	W 23-14	A
11/4/78	Fresno State	W 42-41	H
10/20/79	Long Beach State	L 14-24	A
11/1/80	Long Beach State	L 9-34	H
11/14/81	Fresno State	W 31-30	A
10/30/82	Fresno State	W 40-22	H
11/12/83	Fresno State	W 7-3	A
9/22/84	Fresno State	W 20-17	H
11/16/85	Fresno State	W 33-31	A
10/25/86	Fresno State	W 25-12	H
10/1/87	Fresno State	W 30-7	H
11/19/88	Fresno State	W 31-3	H
9/23/89	Fresno State	W 52-0	H
10/20/90	Fresno State	W 28-16	H
10/12/91	Fresno State	W 42-14	H

LOYOLA			
Date	Winner	Score	Site
1922	Fresno State	W 2-0+	A
1929	Loyola	L 0-20	H
1930	Fresno State	W 12-7	A
1942	Fresno State	W 27-6	A
1946	Fresno State	W 28-0	H
1949	Loyola	L 13-52	A
1950	Loyola	L 0-28	H

MARCH FIELD			
Date	Winner	Score	Site
1942	Fresno State	W 20-0	H

MARE ISLAND NAVY			
Date	Winner	Score	Site
1924	Fresno State	W 10-0	H

MINTER FIELD			
Date	Winner	Score	Site
1944	Minter Field	L 0-20	A
1944	Minter Field	L 0-13	H
1945	TIED	T 0-0	H

MOLLI BEARS			
Date	Winner	Score	Site
1946	Fresno State	W 41-0	A
1947	Fresno State	W 18-7	H

MODESTO JC			
Date	Winner	Score	Site
1921	Fresno State	W 28-0	A
1922	TIED	T 0-0	H
1923	Fresno State	W 7-6	A
1924	Fresno State	W 41-6	H
1925	TIED	T 6-6	A
1944	Modesto JC	L 0-28	A

NORTH TEXAS STATE			
Date	Winner	Score	Site
1950	N. Texas State	L 12-31	H
11/17/51	N. Texas State	L 0-62	A

OCCIDENTAL			
Date	Winner	Score	Site
1925	Occidental	L 10-33	H
1942	Fresno State	W 53-6	H
10/27/51	Fresno State	W 27-6	H
10/24/52	Fresno State	W 20-9	A

OKLAHOMA CITY			
Date	Winner	Score	Site
1946	Oklahoma City	L 7-46	A
1947	Oklahoma City	L 2-27	H

OLYMPIC CLUB			
Date	Winner	Score	Site
1929	Olympic Club	L 0-60	H

PACIFIC Fresno State leads 41-26-2 (H: 22-10, A: 19-16-2)			
Date	Winner	Score	Site
10/15/1921	Pacific	L 0-35	A
12/9/22	Fresno State	W 12-7	H
11/22/24	Fresno State	W 12-0	A
11/26/25	Pacific	L 0-7	H
11/25/26	TIED	T 0-0	A
11/24/27	Fresno State	W 6-0	H
11/3/28	Pacific	L 0-13	A
11/28/29	Fresno State	W 20-6	H
11/1/30	Fresno State	W 19-0	A
11/26/31	Fresno State	W 6-0	H
10/29/32	Pacific	L 0-35	A

SERIES RECORDS AGAINST DEFUNCT PROGRAMS/NON D-I PROGRAMS

10/7/61	Fresno State	W	20-19	A
11/17/62	Fresno State	W	18-13	H
10/12/63	Fresno State	W	29-7	A
11/14/64	Fresno State	W	54-7	H
11/13/65	Fresno State	W	20-0	A
11/12/66	Fresno State	W	16-14	H
11/11/67	Pacific	L	20-32	A
11/23/68	Fresno State	W	10-3	H
10/4/69	Pacific	L	21-40	A
10/3/70	Fresno State	W	34-14	H
11/20/71	Pacific	L	13-14	A
10/7/72	Pacific	L	0-17	H
11/10/73	Pacific	L	0-42	A
10/19/74	Fresno State	W	37-21	H
10/25/75	Pacific	L	28-45	A
10/30/76	Fresno State	W	35-7	H
10/15/77	Fresno State	W	24-10	A
10/14/78	Pacific	L	7-27	H
10/27/79	Fresno State	W	33-10	A
10/18/80	Fresno State	W	27-3	H
10/24/81	Fresno State	W	30-27	A
10/9/82	Fresno State	W	49-30	H
9/24/83	Fresno State	W	34-14	A
11/10/84	Pacific	L	6-24	H
11/9/85	Fresno State	W	43-37	A
10/18/86	Fresno State	W	10-9	H
10/24/87	Pacific	L	22-23	A
11/5/88	Fresno State	W	34-0	H
9/16/89	Fresno State	W	27-14	A
11/10/90	Fresno State	W	48-17	H
11/9/91	Fresno State	W	59-14	A
9/5/92	Fresno State	W	42-21	A
9/16/95	Fresno State	W	56-24	H

PEPPERDINE

Date	Winner	Score	Site
1948	Pepperdine	I 13-14	A
1949	Fresno State	W 20-7	H
1950	Pepperdine	L 13-27	A
9/29/51	Fresno State	W 33-14	H
10/4/52	Fresno State	W 60-7	H
11/14/53	Fresno State	W 54-2	H

PORTLAND

Date	Winner	Score	Site
1939	Fresno State	W 27-13	H
1948	TIED	T 6-6	H

REDLANDS

Date	Winner	Score	Site
1923	Fresno State	W 10-6	H
1930	Fresno State	W 31-26	H

REEDLEY

Date	Winner	Score	Site
1923	Fresno State	W 39-0	H

REEDLEY HIGH

Date	Winner	Score	Site
1922	Fresno State	W 21-0	H

SACRAMENTO JC

Date	Winner	Score	Site
1923	Fresno State	W 53-18	H

SAINT MARY'S

Date	Winner	Score	Site
1925	Saint Mary's	L 15-61	A
1926	Saint Mary's	L 0-16	H
1945	Saint Mary's	L 6-32	H

SALINAS JC

Date	Winner	Score	Site
1944	Salinas JC	L 6-13	A

SAN DIEGO MARINES

Date	Winner	Score	Site
1932	Fresno State	W 12-0	H
1938	Fresno State	W 34-14	H
11/10/54	San Diego Marines	L 0-20	H
10/22/55	Fresno State	W 20-0	H
10/5/56	Fresno State	W 2-0	H
10/5/57	San Diego Marines	L 0-53	H
9/27/58	San Diego Marines	L 6-20	H
10/10/59	San Diego Marines	L 6-13	H

SAN DIEGO NAVY

Date	Winner	Score	Site
10/8/55	Fresno State	W 52-0	H

SAN FRANCISCO

Date	Winner	Score	Site
1927	TIED	T 6-6	H
1928	St. Ignatius	L 0-19H	1935
San Francisco	L 3-21	H	
1936	San Francisco	L 0-14	H
1938	San Francisco	L 6-14	H
1939	Fresno State	W 21-2	H
1941	San Francisco	L 27-47	A
1942	San Francisco	L 13-33	H

University of San Francisco was known as Saint Ignatius College from 1919 to 1929

SAN FRANCISCO STATE

Date	Winner	Score	Site
1932	Fresno State	W 32-13	H
1934	Fresno State	W 33-6	H
11/24/51	SF State	L 7-20	H
11/22/52	Fresno State	W 48-20	H
11/11/53	Fresno State	W 41-27	H
11/26/54	Fresno State	W 39-20	H
9/23/55	Fresno State	W 20-12	A
10/20/56	Fresno State	W 28-0	H
10/12/57	Fresno State	W 27-7	A
11/22/58	Fresno State	W 35-0	H

SANTA CLARA

Date	Winner	Score	Site
1925	Santa Clara	L 0-6	H
1927	TIED	T 6-6	H
1928	Santa Clara	L 0-33	H
1934	Santa Clara	L 0-19	H
1935	Santa Clara	L 0-24	H
1946	Fresno State	W 20-7	H
1947	Santa Clara	L 19-20	H
1948	Santa Clara	L 7-45	H
1949	Santa Clara	L 0-53	H
9/16/67	Santa Clara	L 16-24	H
11/20/76	Santa Clara	L 17-20	A
11/19/77	Fresno State	W 35-7	H

SB MARINES

Date	Winner	Score	Site
1945	S.B. Marines	L 0-26	A

STANFORD FROSH

Date	Winner	Score	Site
1922	Stanford Frosh	L 3-7	H

TONOPAH ARMY AIR FIELD

Date	Winner	Score	Site
1944	TAAF	L 6-7	H

TULARE HIGH

Date	Winner	Score	Site
1922	Fresno State	W 12-0	A

UC SANTA BARBARA

Date	Winner	Score	Site
1926	Fresno State	W 26-0	H
1928	Fresno State	W 7-0	H
1938	Fresno State	W 28-0	H
1939	Fresno State	W 13-6	A
1940	Fresno State	W 20-6	H
1941	Fresno State	W 26-0	A
1946	Fresno State	W 20-13	A
1947	TIED	T 7-7	A
1948	Fresno State	W 28-7	H
1949	UC Santa Barbara	L 7-14	A
1950	UC Santa Barbara	L 7-13	H
10/12/51	UC Santa Barbara	L 22-23	H
10/24/53	Fresno State	W 20-0	H
10/23/54	Fresno State	W 26-20	A
10/4/58	UC Santa Barbara	L 22-25	A
10/3/59	Fresno State	W 28-12	H
9/30/60	Fresno State	W 33-15	A
9/30/61	Fresno State	W 22-14	H
9/28/62	Fresno State	W 37-0	A
9/19/70	Fresno State	W 25-10	A

USC JVs

Date	Winner	Score	Site
1934	Fresno State	W 7-0	H
1937	TIED	T 13-13	H

WASHBURN

Date	Winner	Score	Site
1932	Washburn	L 0-26	H
1933	Fresno State	W 7-0	H
10/2/65	Fresno State	W 54-0	H

WEST COAST ARMY

Date	Winner	Score	Site
1932	West Coast Army	L 6-7	H

WEST TEXAS STATE

Date	Winner	Score	Site
1940	Fresno State	W 15-6	H
1941	W. Texas State	L 6-7	A

WHITTIER

Date	Winner	Score	Site
1931	Fresno State	W 13-12	H
1936	Fresno State	W 18-0	H
1937	Fresno State	W 24-0	A
1940	Fresno State	W 13-7	H
1942	Fresno State	W 51-0	H
11/10/51	Fresno State	W 28-0	A
11/29/52	Fresno State	W 21-14	H

WHITWORTH

Date	Winner	Score	Site
9/22/62	Fresno State	W 48-7	H


WICHITA STATE

Date	Winner	Score	Site
10/13/73	Wichita State	L 13-18	A
11/15/74	Fresno State	W 24-12	H
11/8/75	Wichita State	L 11-28	A
10/9/76	Wichita State	L 24-30	A
11/21/85	Fresno State	W 47-6	H

WILLAMETTE

Date	Winner	Score	Site
1936	TIED	T 14-14	H
1937	Fresno State	W 7-0	A
10/1/55	Fresno State	W 33-7	H
9/29/56	Fresno State	W 27-12	A

BULLDOG COACHING HISTORY



EMORY RATCLIFFE
Founding Coach-1921*



ARTHUR JONES
1921-28
36-26-7 (.572)

CONFERENCE TITLES:
1922 - California Coast
1923 - California Coast



STANLEY BORLESKE
1929-32
16-17-2 (.486)

CONFERENCE TITLES:
1930 - Far Western



LEO HARRIS
1932-35
18-9-1 (.661)

CONFERENCE TITLES:
1934 - Far Western
1935 - Far Western



JAMES BRADSHAW
1936-42, 1946
59-18-5 (.750)

CONFERENCE TITLES:
1937 - Far Western
1941 - CCAA
1942 - CCAA

BOWL GAMES
1937 - Little All-American (W, 27-26)



EARL WIGHT
1944
0-6-0 (.000)



ALVIN PIERSON
1945, 1949
7-14-2 (.348)

BOWL GAMES:
1946 - Raisin Bowl (L, 13-12)



KEN GLEASON
1947-48
6-12-3 (.357)



DUKE JACOBS
1950-51
7-11-1 (.385)



CLARK VAN GALDER
1952-58
46-22-2 (.671)

CONFERENCE TITLES:
1954 - CCAA
1955 - CCAA
1956 - CCAA
1958 - CCAA



CECIL COLEMAN
1959-63
37-13-0 (.740)

CONFERENCE TITLES:
1959 - CCAA
1960 - CCAA
1961 - CCAA

BOWL GAMES:
1961 - Mercy Bowl (W, 36-6)



PHIL KRUEGER
1964-65
10-10-0 (.500)




DARRYL ROGERS
1966-72
43-32-1 (.573)

CONFERENCE TITLES:
1968 - CCAA

BOWL GAMES:
1968 - Camellia Bowl (L, 29-14)
1971 - Mercy Bowl (L, 17-14)



JR BOONE
1973-75
10-24-0 (.294)



BOB PADILLA
1978-79
7-15-0 (.318)



JIM SWEENEY
1976-77; 1980-96
143-73-3 (.653)

CONFERENCE TITLES:
1977 - PCAA
1982 - PCAA
1985 - PCAA
1988 - Big West
1989 - Big West
1991 - Big West
1992 - Western Athletic
1993 - Western Athletic

BOWL GAMES:
1982 - California Bowl (W, 29-28)
1985 - California Bowl (W, 51-7)
1988 - California Bowl (W, 35-30)
1989 - California Raisin Bowl (W, 27-6)
1991 - California Bowl (L, 28-21)
1992 - Freedom Bowl (W, 24-7)
1993 - Jeep Eagle Aloha Bowl (L, 41-30)



PAT HILL
1997-2011
112-80 (.583)

CONFERENCE TITLES:
1999 - Western Athletic

BOWL GAMES:
1999 - EA Sports Las Vegas Bowl (L, 17-16)
2000 - Silicon Valley Football Classic (L, 37-34)
2001 - Silicon Valley Football Classic (L, 44-35)
2002 - Silicon Valley Football Classic (W, 30-21)
2003 - Silicon Valley Football Classic (W, 17-9)
2004 - MPC Computers Bowl (W, 37-34^{OT})
2005 - AutoZone Liberty Bowl (L, 31-24)
2007 - Rody's Humanitarian (W, 40-28)
2008 - New Mexico Bowl (L, 40-35)
2009 - New Mexico Bowl (L, 35-28)
2010 - uDrove Humanitarian Bowl (L, 40-17)



TIM DeRUYTER
2012-2016
30-30 (.500)

CONFERENCE TITLES:
2012 - Mountain West
2013 - Mountain West

BOWL GAMES:
2012 - Sheraton Hawai'i Bowl (L 43-10)
2013 - Royal Purple Las Vegas Bowl (L, 45-20)
2014 - Hawai'i Bowl (L, 30-6)



ERIC KIESAU
2016-INTERIM HEAD COACH
0-4 (.000)



JEFF TEDFORD
2017-2019
26-14 (.650)

CONFERENCE TITLES:
2018 - Mountain West
BOWL GAMES:
2017 - Hawai'i Bowl (W 33-27)
2018 - Mitsubishi Motors Las Vegas Bowl (W 31-20)



KALEN DEBOER
2020-21
12-6 (.500)



LEE MARKS
2021-INTERIM HEAD COACH
1-0 (1.00)

Bulldog Coaching Records (by Victories)

Name (Seasons)	W	L	T	Pct.
Jim Sweeney (19)	143	75	3	.654
Pat Hill (15)	112	80	0	.583
James Bradshaw (8)	59	18	5	.750
Clark Van Galder (7)	46	22	2	.671
Darryl Rogers (7)	43	32	1	.573
Cecil Coleman (5)	37	13	0	.740
Arthur Jones (8)	36	26	7	.572
Tim DeRuyter (5)	30	30	0	.500
Jeff Tedford (3)	26	14	0	.650
Leo Harris (3)	19	9	1	.661
Stanley Borleske (4)	16	17	2	.486
Kalen DeBoer (2)	12	6	0	.500
Phil Krueger (2)	10	10	0	.500
JR Boone (3)	10	24	0	.294
Duke Jacobs (2)	7	11	1	.395
Alvin Pierson (2)	7	14	2	.348
Bob Padilla (2)	7	15	0	.318
Ken Gleason (2)	6	12	3	.357
Lee Marks (1)	1	0	0	1.00
Earl Wight (1)	0	6	0	.000
Eric Kiesau (1)	0	4	0	.000

Bulldog Coaching Records (by Winning % - min. 20 victories)

Name (Seasons)	W	L	T	Pct.
James Bradshaw (8)	59	18	5	.750
Cecil Coleman (5)	37	13	0	.740
Clark Van Galder (7)	46	22	2	.671
Jim Sweeney (19)	143	75	3	.654
Jeff Tedford (3)	26	14	0	.650
Pat Hill (15)	112	80	0	.583
Darryl Rogers (7)	43	32	1	.573
Arthur Jones (8)	36	26	7	.572
Tim DeRuyter (5)	30	30	0	.500

Bulldog Coaching Records (by Games Coached)

Name (Seasons)	W	L	T	Games
Jim Sweeney (19)	143	75	3	221
Pat Hill (15)	112	80	0	192
James Bradshaw (8)	59	18	5	82
Darryl Rogers (7)	43	32	1	76
Clark Van Galder (7)	46	22	2	70
Arthur Jones (8)	36	26	7	69
Tim DeRuyter (5)	30	30	0	60
Cecil Coleman (5)	37	13	0	50
Jeff Tedford (3)	26	14	0	40
Stanley Borleske (4)	16	17	2	35
JR Boone (3)	10	24	0	34
Leo Harris (3)	19	9	1	29
Alvin Pierson (2)	7	14	2	23
Bob Padilla (2)	7	15	0	22
Ken Gleason (2)	6	12	3	21
Phil Krueger (2)	10	10	0	20
Duke Jacobs (2)	7	11	1	19
Kalen DeBoer (2)	12	6	0	18
Earl Wight (1)	0	6	0	6
Eric Kiesau (1)	0	4	0	4



YEAR-BY-YEAR: COACHING RESULTS

Year	Coach	Overall W-L-T	Conference W-L-T	Year	Coach	Overall W-L-T	Conference W-L-T	Year	Coach	Overall W-L-T	Conference W-L-T	Year	Coach	Overall W-L-T	Conference W-L-T
1921	Arthur Jones	3-4-0		1949	Alvin Pierson	5-8-0		1978	Bob Padilla	3-8-0	1-4-0	2012*	Tim DeRuyter	9-4	7-1
1922*	Arthur Jones	7-1-2		Totals: 2 years	7-14-2 (.348)			1979	Bob Padilla	4-7-0	3-2-0	2013*	Tim DeRuyter	11-2	7-1
1923*	Arthur Jones	7-2-0		1950	Duke Jacobs	2-6-1		Totals: 2 years	7-15-0 (.318)			2014	Tim DeRuyter	6-8	5-3
1924	Arthur Jones	7-2-0		1951	Duke Jacobs	5-5-0		1980	Jim Sweeney	5-6-0	1-4-0	2015	Tim DeRuyter	3-9	2-6
1925	Arthur Jones	2-6-1		Totals: 2 years	7-11-1 (.395)			1981	Jim Sweeney	5-6-0	2-3-0	2016	Tim DeRuyter	1-7	0-4
1926	Arthur Jones	5-3-1		1952	Clark Van Galder	8-2-0		1982*	Jim Sweeney	11-1-0	6-0-0	Totals: 5 years	30-30 (.500)		
1927	Arthur Jones	3-3-2		1953	Clark Van Galder	4-4-2		1983	Jim Sweeney	6-5-0	2-4-0	2016	Eric Kiesau	0-4	0-4
1928	Arthur Jones	2-5-1		1954*	Clark Van Galder	7-3-0		1984	Jim Sweeney	6-6-0	3-4-0	Totals: 0 years (Interim HC)	0-4 (.000)		
Totals: 8 years	36-26-7 (.572)			1955*	Clark Van Galder	9-1-0		1985*	Jim Sweeney	11-0-1	7-0-0	2017	Jeff Tedford	10-4	7-1
1929	Stanley Borleske	1-7-0		1956*	Clark Van Galder	8-2-0		1986	Jim Sweeney	9-2-0	6-1-0	2018*	Jeff Tedford	12-2	7-1
1930*	Stanley Borleske	8-0-0		1957	Clark Van Galder	5-5-0		1987	Jim Sweeney	6-5-0	4-3-0	2019	Jeff Tedford	4-8	2-6
1931	Stanley Borleske	4-6-0		1958*	Clark Van Galder	5-5-0		1988*	Jim Sweeney	10-2-0	7-0-0	Totals: 3 years	26-14 (.650)		
1932	Stanley Borleske	3-4-2		Totals: 7 years	46-22-2 (.671)			1989*	Jim Sweeney	11-1-0	7-0-0	2020	Kalen DeBoer	3-3	3-3
Totals: 4 years	16-17-2 (.486)			1959*	Cecil Coleman	7-3-0	5-0-0	1990	Jim Sweeney	8-2-1	5-1-1	2021	Kalen DeBoer	9-3	6-2
1933	Leo Harris	5-4-0		1960*	Cecil Coleman	9-1-0	5-0-0	1991*	Jim Sweeney	10-2-0	6-1-0	Totals: 2 years	12-6 (.500)		
1934*	Leo Harris	7-2-1		1961*	Cecil Coleman	10-0-0	5-0-0	1992*	Jim Sweeney	9-4-0	6-2-0	2021	Lee Marks	1-0	0-0
1935*	Leo Harris	6-3-0		1962	Cecil Coleman	7-3-0	4-1-0	1993*	Jim Sweeney	8-4-0	6-2-0	Totals: 0 years (Interim HC)	1-0 (.100)		
Totals: 3 years	18-9-1 (.661)			1963	Cecil Coleman	4-6-0		1994	Jim Sweeney	5-7-1	3-4-1	All-Time RECORD:			
1936	James Bradshaw	5-3-1		Totals: 5 years	37-13-0 (.740)			1995	Jim Sweeney	5-7-0	2-6-0	100 Seasons 630-442-27 (.573)			
1937*	James Bradshaw	8-1-1		1964	Phil Krueger	4-6-0	1-3-0	1996	Jim Sweeney	4-7-0	3-5-0	28 Conference Titles			
1938	James Bradshaw	7-3-0		Totals: 2 years	10-10-0 (.500)			1997	Pat Hill	6-6	5-3	* - conference title season indicator			
1939	James Bradshaw	9-1-0		1965	Phil Krueger	6-4-0	1-3-0	1998	Pat Hill	5-6	5-3				
1940	James Bradshaw	9-2-1		Totals: 2 years	16-14-0 (.538)			1999*	Pat Hill	8-5	5-2				
1941*	James Bradshaw	4-3-2		1966	Darryl Rogers	7-3-0	3-2-0	2000	Pat Hill	7-5	6-2				
1942*	James Bradshaw	9-1-0		1967	Darryl Rogers	3-8-0	3-2-0	2001	Pat Hill	11-3	6-2				
	(See below)			1968*	Darryl Rogers	7-4-0	3-2-0	2002	Pat Hill	9-5	6-2				
1943	No Football (World War II)			1969	Darryl Rogers	6-4-0	1-3-0	2003	Pat Hill	9-5	6-2				
1944	Earl Wight	0-6-0		1970	Darryl Rogers	8-4-0	4-2-0	2004	Pat Hill	9-3	5-3				
Totals: 1 year	0-6 (.000)			1971	Darryl Rogers	6-5-0	3-2-0	2005	Pat Hill	8-5	6-2				
1945	Alvin Pierson	4-6-2		1972	Darryl Rogers	6-4-1	1-3-0	2006	Pat Hill	4-8	4-4				
	(See second column)			Totals: 7 years	43-32-1 (.573)			2007	Pat Hill	9-4	6-2				
1946	James Bradshaw	8-4-0		1973	JR Boone	2-9-0	1-3-0	2008	Pat Hill	7-6	4-4				
Totals: 8 years	59-18-5 (.750)			1974	JR Boone	5-7-0	1-3-0	2009	Pat Hill	8-5	6-2				
1947	Ken Gleason	3-6-2		1975	JR Boone	3-8-0	1-4-0	2010	Pat Hill	8-5	5-3				
1948	Ken Gleason	3-6-1		Totals: 3 years	10-24-0 (.294)			2011	Pat Hill	4-9	3-4				
Totals: 2 years	6-12-3 (.357)			1976	Jim Sweeney	5-6-0	3-1-0	Totals: 15 years	112-80-0 (.583)						
				1977*	Jim Sweeney	9-2-0	4-0-0								

ALL-TIME ASSISTANT COACHES

LEO HARRIS (1933-35)

Roy Niswander

JAMES BRADSHAW (1936-42, 46)

Hal Beatty R.O. Courtright Alvin Pierson
Stan Borleske Ken Gleason J.C. Trombetta

EARL WIGHT (1944)

Jay Flint Hanner

ALVIN PIERSON (1945, 49)

Pete Beiden Bob Burgess Earl Wight
Don Bolt Jay Flint Hanner

KEN GLEASON (1947-48)

Bob Burgess Mal Fiese Alvin Pierson

DUKE JACOBS (1950-51)

Pete Beiden Mal Fiese Chuck Moran
Bob Burgess Ken Gleason

CLARK VAN GALDER (1952-58)

Bob Burgess Ken Gleason
Mal Fiese Darrel Stanley

CECIL COLEMAN (1959-63)

Bob Burgess Ken Gleason Bob Van Galder

PHIL KRUEGER (1964-65)

Jack Bohan Ken Gleason Bob Van Galder
Bob Burgess John Reardon Dick Van Galder

DARRYL ROGERS (1966-72)

Bob Burgess Dick Murray Bob Van Galder
Jim Colbert Bob Padilla

JR BOONE (1973-75)

Bill Baird Pat Callahan Dick Roach
Bob Burgess John Godden Dan Stockton

BOB PADILLA (1978-79)

Ken Blue Charlie Hawthorne Bill Stewart
Dennis Erickson Mike Hill Del Wight
John Godden Mike Martz

JIM SWEENEY (1976-77, 80-96)

Jon Anabo Mike Hill Steve Mooshagian
Ron Anton Pat Hill Rich Olson
Ken Blue John Husby Bob Owens
Leon Burnett Cliff Hysell Rod Perry
John Difede Walt Klinker Bill Stewart
Bill Dole Mike Rasmussen Jeff Tedford
Dennis Erickson Willy Robinson Bobby Turner
Jethro Franklin Robin Ross Mike Waufile
Greg Gibson Kelly Skipper J.D. Williams
John Gooden Rick Stannard Del Wright
Ken Greene Ron Meeks
Charlie Hawthorne John Miklesh

PAT HILL (1997-2011)

Pete Alamar Kerry Locklin Kelly Skipper
Micha Alba Andy Ludwig Tim Skipper
John Baxter Tom Mason Kevin Steele
Dan Brown Jim McElwain Randy Stewart
Frank Cignetti Ruffin McNeill Jeff Tedford
Kevin Coyle Trent Miles Joe Wade
Jethro Franklin Doug Nussmeier Dennis Wagner
Derek Frazier Will Plemons Mark Webber
Jeff Grady John Settle J.D. Williams
Ken Greene Tim Simons Keith Williams
Steve Hagen

TIM DERUYTER (2012-16)

Ron Antoine Eric Kiesau Burl Toler III
Joe Bernardi Tim McDonald Nick Toth
David Brown Cameron Norcross Joe Wade
Phil Earley Jordan Peterson Lorenzo Ward
Pete Germano Dave Schramm Mark Weber
Marcus Woodson

KALEN DEBOER (2020-21)

Ryan Grubb Julius Brown
Lee Marks William Inge
Paul Creighton Chuck Morrell
Kirby Moore Eric Schmidt
Roman Sapolu J.D. Williams

JEFF TEDFORD (2017-19, 22)

John Baxter* Jamar Cain Jamie Christian
Kevin Coyle* Kalen DeBoer Jethro Franklin*
Lucas Gingold Ryan Grubb Pat McCann*
James Montgomery* Kirby Moore* Jim Nelson*
Tim Skipper* Orlando Steinauer Kenwick Thompson
Scott Thompson Saga Tuitele* Bert Watts
J.D. Williams^ Danny Langsdorf Roman Sapolu
Will Plemons

*Current Staff

^Current, served on both staffs



ALL-TIME LETTERWINNERS

A	Bailey, James.....2015-16-17-18	Bolin, Pat.....1957	Burnett, Victor.....1984-85	Coldiron, Josh.....1992-93
Abajian, Danny.....1981	Bailey, Jeff.....1992	Bolt, Don.....1941-42-44-45	Burrell, Brian.....2014	Coleman, Carnell.....1972
Abbs, Nick.....2018-19-20-21	Bailey, Levelle.....2019-20-21	Bonnheim, Bo.....2012-13-14-15	Burrow, Dave.....1979	Coleman, Chris.....2018-19-20
Adamo, David.....2001-02-03	Bailes, Ramsey.....1987	Booker, Donyell.....2003-04	Burse, Isaiah.....2010-11-12-13	Coleman, Larnell.....1972
Adams, Davante.....2012-13	Baio, Jas.....2002-03-04	Boone, Bob.....1973	Burt, Brian.....2018	Coleman, Robert.....1945
Adams, Dave.....1982-83	Baker, Eddie.....1979	Borba, Larry.....1975	Burton, J.B.....1923-25-26-27	Coleman Jr., Sherman.....2017
Adams, Kevin.....1995-96-98	Baker, Glenn.....1933	Bordagary, Stanley.....1930	Burton, James.....1991-92-93	Coles, Lewis.....1933-35
Adams, Mark.....1989-90	Baker, Stephen.....1985-86	Boreham, Gary.....1969-70	Bustamante, Eddie.....1984-86	Collier, Anthony.....1985
Adams, Nate.....2006-07	Banks, Cornell.....2008-09-10	Borg, Kenny.....2007, 09	Butler, Michael.....2012	Collin, Pat.....1979-80
Adams, Stan.....1983-84	Banks, Devon.....1999-00-01	Borjas, Phil.....1971-72	Butler, Nate.....1971	Collins, Dean.....1986-87
Adkins Jr., Dante.....2020-21	Ball, Jimmy.....1974-75	Borjas, Vince.....1976-77	Byrd, Walter.....1934-35-36	Collins, Rip.....1952
Adrian, Bill.....1978	Bancroft.....1923	Boschma, Ryan.....2011		Collins, Ron.....1990-91-92-93
Adolph, Norman.....1952	Banister, Ross.....1966-67	Botello, Emilio.....1993-94		Comfort, Joel.....1999
Agina, Kosi.....2020-21	Banks, Cornell.....2007	Bowens, Craig.....1987-88	C	Connette, Brandon.....2014
Aibudefe, Nick.....2018-19	Barnes, Joe.....1995-96-97	Boyd, Daniel.....1938-39-40-45	Cain, Dick.....1959	Conrad, Chris.....1994-95-96-97
Ajirotutu, Seyi.....2007-08-09	Barnes, Riley.....2011-12-14	Boyd, Dave.....1937	Cairns, Walter.....1924	Conrow, Dan.....1939-40-41
Akers, Matt.....2009, 2011	Barrett, Jan.....1962	Boyer, Darren.....1989-91	Caldwell, Dallas.....1970	Conti, Don.....1970
Akingbulu, Alex.....2019, 2021	Baranek, Randy.....1993	Boyer, Markus.....2017-18	Callahan, Pat.....1968-69	Cook, Larry.....1992-93-94
Akins, Don.....1956	Barsotti, Mark.....1988-89-90-91	Boyes, Vance.....1974-75	Camilli, Jeff.....2013-14-15-16	Cook, Terry.....1988-89
Alaman, Al.....1974-75	Barteis, Fred.....1952	Braddon, Roger.....1972	Camp, Reynard.....2006-07-09	Coos, Adrian.....1987-88-89
Albers, Ron.....1990	Bartlewski, Rich.....1986-87-88-89	Bradford, Larry.....1967	Campbell, Byron.....1983	Cooney, Terry.....1968-69
Alexander, Andre.....1987-88	Bass, Dave.....1986-87	Bragg, Ron.....1973	Carbajal, Kirby.....1987	Cooper, Leslie.....2009-10-11
Alexander, Halbert.....1937-38	Bass, Greg.....1973	Bramer, Keeley.....1979-80	Carden, Brian.....1984-85	Cooper, Taylor.....1989-90
Alfaro, Joe.....1956	Bates, Nick.....2007-08	Bramer, Lars.....2012-13	Cardwell, Don.....1936-37	Cordle, Steve.....1980-81
Allain, Ivan.....1946-47-49	Battle, Frank.....1998-99	Brandon, Leonard.....1946	Carlisle, Robert.....1944	Cordea, Hank.....1967-68-69
Allen, Bud.....1930	Battle, Larry.....1972	Brandstater, Tom.....2005-06-07-08	Caropresso, Gary.....1969-70	Corippo, Jon.....1985-86
Allen, Curtis.....1983-84	Baumstark, Peter.....1979	Branstetter, Vince.....1996-97-98-99	Carper, L.....1922-23-25	Cornett, Don.....1958
Allen, Derrick.....1985-86	Bautista, Juan.....2000-01-02	Brase, Dave.....1929-30	Carr, David.....1997-98-00-01	Cortez, Neftali.....1974-75
Allen, Fritz.....1968	Baxter, Robert.....1922-23-24-25	Brave, Ed.....1948-50	Carr, Derek.....2011-12-13	Costa, Bill.....1989
Allen, Jerry.....1962	Bayne, Chris.....1995-96	Bratcher, Jim.....1970	Carr, Gary.....1978-79	Costa, LeRoy.....1973-74
Allen, Justin.....2016-17-18	Beasley, Winston.....1952	Braxton, Emery.....1990-91	Carr, Malcolm.....1944	Costello, Rocco.....1983
Allison, James.....1990-91-92	Beatty, Hal.....1930-31	Breshears, Quentin.....2012	Carr, Michael.....1994-95-96-97	Cotten, Glen.....1974-75
Allison, Jeff.....2016-17-18	Bebout, Mark.....1983	Brewer, DeWayne.....1952	Carson, Elijah.....2020-21	Cowles, Ted.....1968-69
Alloway, Stanley.....1961	Becker, Don.....1952	Brown, Mark.....2021	Carter, Beau.....1961-62-63	Cox, Ron.....1987-88-89
Alston, Sean.....2011-12	Becker, Joe.....1979-80	Brigham, Bob.....1948-49-50	Carter, Chris.....2007-08-09-10	Craig, Columbus.....1956
Amerine, Gary.....1970	Beckstrom, Clark.....1963	Brian, Jeremy.....1993-94	Carter, Ed.....1981-82	Crammer, Elmer.....1934-35
Amendola, Kenny.....2005-06	Begin, Dirk.....1968	Brisco, Marlon.....2003-04-05-06	Carter, Ken.....1951-52	Craver, Aaron.....1989-90
Anabo, Jon.....1961-62	Behrens, John.....1971-72	Brittingham, Rex.....1930	Carter, Suge.....1942-46-47	Crawford, Bill.....1971-72
Anderson, Craig.....1956	Belatti, John.....1978-79	Brockett, Don.....1961	Carter, Terry.....1981-82	Crawley, Jason.....2007
Anderson, Greg.....1973-74	Bell, Brad.....1990-91-92-93	Bronzan, Nick.....1937-38-39	Casanova, Alec.....1972	Crombie, Steve.....1992-93
Anderson, Kilton.....2015	Bell, Calvin.....1951-52-53	Brooks, Bobby.....1995-96-97-98	Casas, Danny.....1978	Cronk, Christian.....2016-17-18
Anderson, Myron.....1930-31	Bell, Lorne.....2007-10	Brooks, Erik.....2019-20-21	Cash, Darryl.....2013-14	Cropper, Jalen.....2019-20-21
Andrews, Charles.....1926-27	Bell, Mike.....2016-17-18	Brooks, Jermaine.....1998	Casida, Ken.....1968	Crosby.....1922
Andrews, Dwayne.....2003-04-05-06	Belatti, John.....1978-79	Brooks, Kelly.....1986	Casner, Steve.....1992-93-94-95	Cross, Jim.....1933
Andrews, Richard.....1990	Belli, Barry.....1984-85-86-87	Brooks, Nick.....1973-74	Castillo, Greg.....1977	Cross, Ron.....1984
Aney, Tom.....1947-48-49	Belony, Patrick.....2016-18	Brown, Bill.....1942	Castro, Frank.....1957	Crump, Dwayne.....1970-71-72
Ansolabehere, Mike.....1963-64	Benck, Ernie.....1936-37	Brown, Charles.....1951	Cathcart, Scott.....1974	Crump, Tony.....1978
Anton, Ron.....1975-76	Bengtson, Gary.....1960	Brown, Claude.....1987	Catlin, Ed.....1964	Cruz, Alex.....2019-20
Antonetti, Roy.....1946-47	Bennett, Bruce.....1969	Brown, Dick.....1929	Cato, Matt.....1988	Culver, Tyrone.....2002-03-04-05
Apley, G.....1927	Bennett, Jamie.....1992	Brown, Doug.....1961	Cato, Paul.....1951	Cummings, Elmer.....1970-71
Applegate, Dave.....1976-77	Berg, Donald.....1967-68	Brown, Eric.....2007	Caywood, Vernon.....1941-46-47	Cummings, James.....2002
Aprite, Michael.....1974-75	Berg, Mike.....1989-90-91	Brown, John.....1994	Chamberlain, Brett.....1979	Cundan, Fred.....1952
Arellanes, Jim.....1995-96	Bernardi, Joe.....2007-08-09-10	Brown, Jordan.....2020	Chamblide, Charlie.....1988	Cunningham, Devan.....2007-08-09-10
Aremagni, Don.....1956	Berrian, Bernard.....1999-00-01-03	Brown, Kurtis.....2020	Chance, Sam.....1982	Cusator, Mark.....1977-78
Argentino, Mike.....1934-35	Bertrucci, Jim.....1973-74	Brown, Morris.....1981-82	Chapman, Ken.....1988	Cusick, Blake.....2016-17-18-19
Armstrong, Marcellus.....1999-00	Berukoff, Esey.....1936-37	Brown, Nick.....1952-57	Charlson, Chetty.....1934	
Arnold, Jahine.....1994-95	Bessey, Corliss.....1933-34	Brown, Pat.....1957	Charters, Clifton.....1923-24	D
Arnold, Jeff.....1991-92-93	Bessey, Roscoe.....1927-28-29-30	Brown, Paul.....1941	Cheatham, Ryan.....1997	Dack, Edgar.....1938-39
Arsinian, Robert.....1945	Best, F.....1922	Brown, Quaadir.....2005-07	Chiaromonte, Giachino.....1997-98-99-00	Daigle, Anthony.....1991-92-93
Ashford, Greg.....1979	Bettencourt, Darrell.....1975-76	Brown, Reggie.....1994-95	Chicomine, Larry.....1968-69-70	Dailey, Marc.....2000-01-02-03
Ashford, Kevin.....1983	Bezzarides, Ted.....1933	Brown, Stratton.....2014-15-16	Childers, Ben.....1971	Dalena, Frank.....2016, 2019
Ashmore, Terry.....1973-74	Bhatti, Ahmad.....1998-00	Brown, Terence.....1997-98-99-00	Christensen, Jordan.....2003-04-05-06	Dalena, Mac.....2020-21
Asparuhov, Asen.....2000-01-02	Biama, Dick.....1948-49	Brown, Tony.....1989-90-91	Christian, Jamie.....1991-92	Damron, Paul.....1982-83
Aston, Bill.....1964-65-66	Bidwell, Oliver.....1945	Brown, Travis.....2009-10-11-12	Chisom, Todd.....2007	Daniels, Eugene.....1944
Ataide, Craig.....1986-87	Bigelow, Alphonso.....1992-93-95	Brown, William.....1987	Chudy, Jeff.....1982	Daniels, Melvin.....1931
Atkins, Kevin.....2017-18-19-20-21	Bigelow, Jevon.....2020	Brownell, Lee.....1975	Chuhlantseff, Mike.....1984-85-86	Darrow, Scott.....1981-82
Atkisson, Maris.....1933	Biggs, Rick.....1974-75	Brumbough, George.....1924	Chism, T.....1926	DaSilva, Luis.....1988
Auakian, Harold.....1956	Binger, Bob.....1952	Brumfield, Sylvester.....1990	Cicuto, John.....1965-66	Davies, Temple.....1942
Augien, Doug.....1973	Billington, Greg.....1966-68	Brummett, Trent.....1989-90	Claiborne, Adrian.....1993-94	Davis, Ben.....1970-71
Austin, Gene.....1971-72	Bishop, Ervin.....1961	Bruner, Maury.....1942	Clayton, William.....1944-46-47-48	Davis, Jack.....1955
Auxier, Dave.....1968-69	Bishop, Randi.....1996	Bryant, Elton.....1954	Clark, Al.....1979	Davis, Marque.....1999-01-02-03
Avila, Albert.....1979-80	Bistrick, Fred.....1952-55	Bryant, Jaron.....2016-17-18-19	Clark, Don.....1948	Davis, Rodney.....2002-03
Avon, Kenny.....2006-07-08	Bizzle, Keith.....1976-77	Buckert, Jay.....1961	Clark, John.....1976-77	Davis, Sharrod.....2007-08
Ayers, Ted.....1947	Black, Dick.....1950	Buechele, Eric.....1986-87-88-89	Clark, Pat.....1961	Davison, Tyeler.....2011-12-13-14
Azherian, Henry.....1933	Blacksill, John.....1981-82	Buenate, Ron.....1959	Clark, H.....1926-27	Day, Keith.....1981
Azzaro, Bob.....1956	Blackwell, Jeromy.....1998-99	Buffuna, Bill.....1954	Claibough, Paul.....1947-48	Day, Monte.....1963
	Blakeney, James.....1990-91	Buford, Emmett.....1921	Cleland, Dick.....1951	Dayton Keith.....1976-77
	Bland, DaRon.....2021	Bull, Dontae.....2018-19-20-21	Clutts, Tyler.....2004-05-06-07	DeAmarel, Jim.....1975-76
	Blandin, Josiah.....2015	Burch, Donnell.....1999-00	Cobb, Bob.....1950	Dean, Victor.....2011-12
	Bledsoe.....1922-23	Burdick, Don.....1969	Cohagan, Gary.....1965-66	Deck, Lawrence.....1997-98-99-00
	Blount, Tanner.....2020-21	Burgess, Robert.....1939-40-41	Cohn, Michael.....1993	DeChaine, Frank.....1931
	Boateng, Matt.....2018	Burk, Chris.....1992-93	Colbert, Leroy.....1994-95-96	DeCosta, Adam.....2013-14
	Bogdanovich, Mark.....1967	Burley, Nick.....1999-00-01-02	Colburn, Ryan.....2009-10	DeFabio, Michael.....1985
	Bohan, Jack.....1962	Burnett, Bryan.....1989	Colchico, Dominic.....1980	DeGruy, Damien.....2017



ALL-TIME LETTERWINNERS

Demoto, George 1929-30-31
 Denman, Chris 2003-04-05-06
 Dennen, Rodger 1934
 Denning, Clarence 2000-01
 Dennis, Terrance 2011
 Dennis, Terry 1983-84
 DeOrian, Malcolm 1947-48-49
 DerGarabedian, Ara 1958
 DeSalles, Frank 1959
 Deshay, Andre 1993-94
 Detwiler, Dylan 2012-13-14-15
 Diaz Jr., Jason 2020
 Diez, Dick 1944
 Diles, Awan 2002-03-04-05
 Diller, Trent 1991-92-93
 Dimalante, Jon 1983-84
 Dion, Chet 1971-72
 Disler, Mike 1969-70
 Dittenbir, Eddie 1934-35
 Dock, J.B. 2011
 Dockstader, John 1923-24-25
 Dodson, Glenn 1922
 Dokoziian, Nick 1944
 Dollarhide, Anthony 1984-85
 Dominici, Julius 1951-55
 Domoto, Lyman 1935-36-37
 Donabedian, Paul 1944
 Donati, Richie 1993-94-95-96
 Doris, Mark 1975
 Doris, Marshall 1970
 Douglas, Greg 1985
 Downey, Brian 1989-90
 Drath, Phil 1933-34-35
 Drati, Ben 1992-93
 Dreschauer, Walt 1975-76
 Driscoll, Donald 1954
 Druator, Joe 1978-79
 Duarte, Scott 1986
 DuBois, Robbie 2004
 Dudley, Don 1955
 Dueker, Lance 1989-90-91
 Duffy, Kyle 2007
 Dugan, Chris 1985-86
 Dumais, Alex 2020
 Dunbar, Darrell 1962
 Duncan, Don 1951
 Dungan, J. 1922-23
 Dunn, David 1993-94
 Dunn, Davon 2011-12
 Dunn, Desia 2008-09-10
 Dunn, Robert 1967-68
 Duran, Pete 1980-81

E

Early, L.J. 2020-21
 Eckert, Herman 1935
 Ede, Chad 1998-99
 Ederaine, Ejiro 2013-14-15
 Edmonson, Dale 1948
 Edwards, Curtis 1999
 Edwards, Demetrius 1992-93-94
 Edwards, Devonne 1989-90
 Edwards, Emoryie 2019-21
 Edwards, Kawika 2003
 Edwards, Kendall 2000-01-03
 Edwards, Shannon 2012-13-14-15
 Egelhofer, Ray 1938-39-40
 Elsenbraun, LeRoy 1952
 Elder, Len 1958
 Elicheche, Joe 1935
 Elima-Jeune, Patrick 2018-19-20
 Elipulos, Pete 1966-67
 Ellard, Henry 1979-80-81-82
 Ellis, A.J. 2010
 Ellis, Jamal 2013-14-15-16
 Emerzian, Larry 1952
 Emerzian, T. 1923
 Engstrom, Del 1975-76
 Enloe, Ralph 1921
 Enlow, Bob 1952
 Erdman, Jack 1968-69
 Escola, Al 1944
 Espinoza, Bob 1964
 Etheridge, Bill 1951

Evans, Rashad 2008-10-11-12
 Evans, Sonny 1992-93
 Evans, Tony 1989
 Everette, Jerry 1979-80
 Ewers, S. 1921
 Ewing, Dave 1988-89

F

Fairman, Jaron 2003-04-05-06
 Faller, Carl 1949-50
 Fanucchi, Ledio 1951-52-53
 Farmer, Charles 1954
 Faria, Joe 1921
 Faris, Jan 1962-63
 Farotte, Greg 1978
 Farris, Don 1952
 Faumatu, Jace 2019
 Faunt LeRoy, Lynn 1979-80
 Feichtmeir, Ted 1929-30-31
 Fellows, Jack 1942-46
 Ferguson, Dave 1987
 Ferguson, Joe 1990-91-92
 Fernandez, Joe 2003-04-05-06
 Feuerbach, Mark 1976-77
 Fields, Randall 2002
 Fields, Rian 2019-20-21
 Fifita, Alex 2012-13-14-15
 Fifita, Ofa 2011
 Figueroa, Fred 1966-67
 Filice, Jerry 1975-76
 Filkins, Walt 1974-75
 Finche, Gary 1967-68
 Finley, Bernard 1995-96-97
 Finley, I. 1930
 Fink, Dennis 1975
 Finnerty, Sean 2002-03-04
 Fisch, George 1951-52-53
 Fischel, Brad 1968
 Fischer, Gordon 1937-38
 Fischer, Jack 1970-71
 Fisher, Anthony 1986
 Fisher, Matt 1999-00
 Fister, Larry 1976-77
 Flannagan, Tom 1969-70
 Fletcher, Lafayette 1983
 Flores, Mike 1967-68
 Focke, Ben 1997-98
 Focke, John 1967
 Foell, Judd 1988-89-90-91
 Foersch, Ken 1995-96-97-98
 Fogelstrom, Larry 1963
 Folland, Brian 1986-87
 Fontenot, Therrian 2001-02-03-04
 Ford, DeMarco 1995-96
 Ford, Gene 1934
 Forrest, Mike 1981-82-83
 Forrester, Malik 2016-17
 Fortenberry, Bill 1965-66
 Fortier, Warren 1994-95-96-97
 Foster, Arthur 1921
 Foster, Forest 1923-24
 Fountain, Garnett 1987-88
 Foust, Mike 1988-89
 Fox, Eric 1981-82
 Fox, Vernon 1998-99-00-01
 Francis, Karl 1970
 Franke, Ervin 1933
 Franklin, Derrick 1982-83
 Franklin, Jethro 1986-87
 Franklin, Steve 1976-77
 Frazier, Curtis 1965-66
 Frazier, George 1993
 Free, Wylan 2018-19-20-21
 Freeman, Mike 1966-67
 Fritzer, Rip 1982-83
 Friedman, Frank 1930-31
 Frost, Bob 1978-79
 Frye, Bob 1980-81
 Frye, Dennis 1975-76
 Fryer, Beau 2011-12
 Fuery, Darrell 2016
 Fugman, Jim 1963-64
 Fuller, Asa 2018-19-20
 Fuller, Cade 2020

Fuller, James 1993
 Furguson, F. 1928
 Futrell, Louie 1942

G

Gaines, Paris 1998-99-00-01
 Gagnon, Kenny 2018-20
 Gale 1923
 Galloway, Rob 1952
 Galloway, Rod 1955
 Garabedian, Leo 1944
 Garcia, Al 1974-75
 Garcia, David 1978
 Garcia, Joe 1955
 Garcia, Todd 2001-02-03-04
 Gardenhire, Allen 1988
 Gardner, David 1964
 Garner, Bob 1954-55-56
 Garnett, Wayne 1981
 Garrett, Kirby 1967
 Garrison, Dustin 2015
 Garver, Dirk 1942
 Garzoni, Mike 1942
 Gass, A.J. 1993-96-97
 Gaston, Chris 2018-19-20
 Gates, Arlo 1981-82
 Gates, Elijah 2021
 Gates, Tony 1993
 Gattrell, Rob 1996-97-98-99
 Gautschi, Larry 1960
 Gawley, Chris 1989-90
 Gee, Daren 1971
 George, Preston 1970
 Gerardin, Joe 1958
 Germany, Sam 1968
 Gettridge, Bronson 1995-96-97
 Giannetta, Chris 1994-95
 Gibson, Ray 1974-75
 Gigantino, Joe 1987-88
 Gilbeau, Enis 1978-79
 Gilbert, Deandre 2000-01-02-03
 Gilbert, Glen 1949-50
 Gilbert, Merritt 1947
 Gillingham, Walt 1934-35-36
 Gilson, Ray 1974-75
 Gines, Ray 1974-75
 Ginsburg, Erwin 1925-26-27-28
 Giorgi, Baldo 1949
 Girdlestone, Jim 1968
 Givens, Dick 1952
 Gizzi, Larry 1977
 Glaspie, Jamal 2019-20
 Glass, Isaac 1972-73
 Glass, Tyquan 2015-16
 Glazebrook, Bob 1976-77
 Gleason, Kenneth 1935-36
 Glenn, Walter 1929-30-31-32
 Glover, Clyde 1982-83
 Goessling, Kevin 2008-09-10-11
 Goff, Cecil 1973-74
 Goishi, Frank 1954
 Gonzales, Pedro 1930-31-32
 Gooch, Keith 1978-80
 Goodman, Kyle 2002-03-04-05
 Goodwin, Alan 2003-04-05-06
 Gore, John 1921
 Goslin, John 1989-90
 Goss, Bob 1944
 Grady, Jeff 1999-00-02-03
 Graham, H. 1924
 Graves, Melvin 1980
 Grayson, Tyrell 1997-98-99
 Grayson, David 1983-84-85-86
 Grazier, Greg 1980-81
 Greco, Alec 2000-01-02-03
 Greely, John 1921
 Green, Justin 2014-15-16-17
 Green, Isaiah 2009-10-11
 Green, Kenny 1978
 Green, Treyvon 2016
 Green, Woody 1994-95
 Greenlee, Zack 2015
 Greenamy, Jim 1956
 Greenly, Ken 1974-75

Greenwood, Sylvester 1965-66
 Greer, Brian 1985-86-87-88
 Gregory, Gordon 1941
 Gregory, Jack 1965-66
 Gregory, Pat 1959
 Gribble, R. 1927
 Griever, Bill 1979-80-81-82
 Griffen, Bill 1966-67
 Griffin, Courtney 1987-88-89-90
 Griffin, Dick 1928
 Griffin, Hal 1949-50
 Griggs, Andre 1994-95
 Grigsby, Donn 1979
 Grill, Alvine 1928
 Grim, Derrion 2017-18-19
 Grove, Barry 1984-85
 Guerra, Michael 1992
 Guida, Louis 1959
 Guinn, Ken 1958
 Guizar, Efrain 1997-98
 Gusbeth, Jack 1983-84
 Gustafson, Andrew 2012
 Gustafson, Melvin 1945
 Gustafson, Tom 1954

H

Hackett, Tom 1956
 Haener, Jake 2020-21
 Hall, Cory 1995-96-97-98
 Hall, Kenny 1991
 Hallen, George 1941
 Hamilton, Franky 1976-77
 Hamler, Jamel 2007-09-10
 Hammond, Ralph 1927-28
 Hamm, Herman 1950-51-52
 Hamp, Herman 1963
 Hampton, Terrance 2000
 Han, Dan 1992-93-94-95
 Handley, Dick 1942-46
 Haney, Don 1952
 Hanna, Jeff 1997-98-99
 Hanna, Wilson 1946-47-48
 Hanner, Delmar 1947-48-49
 Hannemann, Cliff 1982-83-85-86
 Hanner, Sparky 1951-52-54
 Hansen, Gene 1969-70
 Hanson, Craig 1976
 Hanson, Robert 1937-38-39
 Hanson, Rory 2020-21
 Hanson, Rudy 1928-29
 Harbour, Dave 1974
 Hardaway, Delvon 2014-15-16-18
 Hardaway, Tony 1989-90
 Harding, Anthony 2006-07-08-09
 Harding, Russell 1997-98-00
 Harding, Will 2007-08
 Hardwick, Jesse 1989-90-91-92
 Harper, Alan 1998-99-00-01
 Harper, Ian 1999
 Harper, Josh 2011-13-14
 Harrell, Logan 2008-09-10-11
 Harrington, Grant 1999-00-01
 Harris, Atnaf 1998-99
 Harris, Bryce 2008-09-10-11
 Harris, Carl Ray 1969-70
 Harris, John 1976-77
 Harris, Lee 1990-92-93
 Harris, Michael 2009-10-11-12
 Harris, Mike 1971-72-73
 Harris, Moses 2006-07-08-09
 Harris, Robert 1967-68
 Harris, Romello 2018
 Harris, Tony 1985-86-87-88
 Harrison, Gary 1955
 Harrison, Nat 2010-11-12-13
 Hartmann, Rus 1990-91-92-93
 Harvey, Bill 1956
 Haryung, Josh 1983-84-85
 Hastings 1922
 Hatfield, R. 1923
 Hawkins, Lyndell 2001-02-03
 Hawkins, Jay 1970
 Hawkins, John 1935-36
 Hayes, Gary 1976-77-78-79

Haynes, Jasad 2017-18
 Haynes, Marvin 2006-07, 09
 Haynes, Randy 1991
 Haynes, Willard 1934-35
 Hays, Jack 1979-80
 Hedgpeith, Joel 1959
 Heeb, Paul 1936-37-38
 Heflin, Cliff 1935
 Heier, Brad 1984-86
 Helepiko, Richard 2009-10-11-12
 Helman, Ron 1966-67
 Helmuth, George 2015-16-17-18
 Heller, Jim 1981-82
 Henderson, Howard 1942
 Henderson, Uhlani 1924-25
 Henderson, Wayne 1936
 Henderson, Wyatt 1977-78
 Hendrickson, Kyle 2015-16-17
 Hendsch, Charles 1923-24-25-26
 Henry, Wil 1990
 Henson, Richard 1982-83-84
 Herbst, Ed 1928
 Hernandez, Dave 1948
 Hernandez, Gary 1975-76
 Herron, Nico 2007-08-09
 Hicklin, Damon 1996-97
 Hicks, Dorrzel 2018-19
 Hightower, Rick 1972
 Hill, Cortez 1975-76
 Hill, Zak 2008-09-11
 Hirayama, Fibber 1949-50-51
 Hoffart, Mark 1975
 Hoffman, Bob 1942-46-67
 Hoffman, Stanley 1924
 Hokit, Josh 2016-17-18-19
 Holbrook, Granville 1935-36-37
 Holcombe, Larry 1955
 Hollins, Jacob 2020
 Hollis, Jeff 1973
 Holloway, Blair 1987-88
 Holly, Antoine 1987-88-89
 Holly, Terrence 1988
 Holmes, Carl 1997-98
 Holmes, Ryan 1994-95-96-97
 Holstein, G. 1926-27-28
 Holworthy, Craig 1972-73
 Hooks, Charles 1949-50
 Hooks, Delmo 1978-79
 Horn, Jim 1948
 Horn, Stu 1965-66
 Hornbuckle, Desmond 1938-39
 Horner, Jack 1930-31
 Horner, Jack 1933
 Houck, Jim 1957
 Householder, Guy 1933-34-35
 Householder, Harold 1959
 Houser, Gerald 1961
 Houston, Fred 1951-54
 Houston, Justin 2020-21
 Houston, Steve 1980-81
 Howard, Willie 1988
 Hoyt, Bob 1948
 Hubbard, Mike 1983-84
 Hudson, Blake 1983-84
 Hudson, Ronald 1967-68-69
 Huesca, Augie 1954
 Huff, Orlando 1999-00
 Hughes, Brandon 2013-14-15-16
 Hughes, Carl 1989-90
 Hughes, Juju 2016-17-18-19
 Hughes, Logan 2016-18
 Hume, Bill 1953
 Humphrey, Owen 1950
 Humphreys, Vernon 1922-23
 Humphreys, Vernon 1939-40-41-42
 Hunkins, Byron 1921
 Hunkins, Wilfred 1921-22
 Hunt, Ervin 1967-68-69
 Hunt, Matt 2009-11-12
 Hunt, Todd 2012-13-14-15
 Huntington, Roger 1971-72
 Huss, Jason 2005

I

ALL-TIME LETTERWINNERS

Iacobellis, Sam	1948-49-50-51	Jones, Terrance	1997	Lawson, Brett	1980	Mann, Ralph	1949	Messer, Dale	1958-59-60
Iakopo, Keiti	2017-18-19	Jones, Tommy	1992-93	Lawson, Matt	2020-21	Manquero, Frank	2007, 09	Messick, Adam	2005
Ike, Ikenna	2005-06-07-08	Jones, Ty	2021	Lawton, Ed	1941	Marsh, Aaron	1996-97	Mestjian, Harry	1971-72
Imrie, Jay	1976-77	Jordan, Jamire	2015-16-17-18	Lazarus, Michael	2014	Marsh, Dante	1998-99-00	Meyers, Ira	1939-40
Inderbleten, Bob	1967-68	Jordan, Kevin	1997-99-00	Leach, Aaron	1988-89-90-91	Marshall, Richard	2003-04-05	Meza, Dee	2000-01-02-03
Inglehart, John	1970-71	Jordan, Randy	2019-20	Leavitt, Gordon	1950-51	Martens, Michael	2015-16	Micenheimer, Malique	2011-12-13-15
Iracheta, Jaime	1999	Jordan, Ronald	1938	Lee, Rodney	2003-04	Martin, Bob	1969	Michael, Rodney	1999-00-01-02
Ireland, Thomas	1986-87	Jorde, Jake	2005-06-07-08	Lee, Bobby	1963	Martin, Bob	1979	Micheli, Keith	1978
Irola, John	1938-39-40	Jorgensen, Ernie	1934-35-36	Lee, Chris	1996-97	Martin, Darrel	1987-88-89	Mickelsen, Karl	2011-12-13-14
Itskoff, Ron	1961-62	Jury, Jerry	1947	Lee, Steve	1990-91	Martin, Eric	1988-89	Mickelwait, Dale	1940
Ivory, Michael	1992-93	K		Leest, Lloyd	1939	Martin, John	1983-84	Miller, Harry	1964
Iwasaki, Larry	1960	Kaaekuahiwi, Kepa	1980-82	Le'au, James	2012-13	Martin, Pervi	1970-72	Miller, Larry	1971-73
J		Kaiser, Ed	1962-63-64	Leimbach, Ron	1966-67	Martin, Rick	1978-79	Miller, Lonyae	2006-07-08-09
Jackson, Andrew	2007-08-09	Kaiser, Gary	1979-80	Lemon, Jerry	1996-97-98	Martin, Tommy	1977	Mills, Frank	1990-91-92-93
Jackson, Barry	1978	Karraker, Russell	1980-81-82	Leonard, Chris	1985-86	Martz, Mike	1972	Mills, Kenneth	1944-45
Jackson, Bryce	1997	Kaufman, Marty	1930-31-32-33	Leonard, Louis	2003-04-05-06	Maselli, Mike	1977	Milton, Ka'Lonn	2017-18
Jackson, Keland	1990-91	Kazanjan, John	1921-22-23	Lepori, Bobby	2005-06-07	Masich, Nick	1961	Mims, Jordan	2017-18-20-21
Jackson, Marlyn	1994-95-96-97	Kazarian, Bryan	1985-86	LeRoeuf, Steve	1973	Masini, Micky	1942-46	Mince, Michael	1978
Jackson, Michael	1974-75	Keith, Doyle	1962-63-64	LeTicher, Ben	2012-13	Masini, Leonard	1941	Minnatee, Greg	1996
Jackson, Seandale	1996-97-98-99	Kelley, Jack	1942-45-46	Levi, Josh	1999-00-01	Mason, Curtis	1976	Minor, Curtis	1976-77
Jackson, Tony	1976-77	Kellner, Sam	1933-34-35	Lewis, Chris	2009-10	Mason, Kevin	1984-85	Mitchell, Aaron	2015-16-17
Jacobsen, Charles	1933-34	Kelly, Anthoula (Tank)	2015-16-17-18	Lewis, Derman	1958	Masse, Pierre	2007	Mitchell, Dennis	1983-84
Jacobsen, David	1988	Kelly, Josh	2020-21	Lewis, Donavon	2011-12-13-14	Mathews, Ryan	2007-08-09	Mitchell, Elward	1924-26-27
Jacoby, Steve	1971	Kelly, Roark	1984-85	Lewis, Fred	1963-64	Mathieson, Sim	1929-30	Mitchell, Emory	1946
Jacobs, Ben	2007-08-09-10	Kendick, Bill	1961	Lewis, Wendell	2004-05	Mathis, Wendell	2004-05	Mitchell, Jim	1973-74
James, Darryl	1986-87	Kerand, Dennis	1971	Mattox, Jack	1957-60	Mattox, Jack	1957-60	Mitchell, Millard	1945-46-47-49
James, Dontel	2016	Kerby, Frank	1966-67	Matulich, John	1937-40	Maxwell, Earl	1945	Mitchell, William	1937-38-39
James, Jason	1991-92-93-94	Kerchoff, Alan	1956	Mays, Vincent	2003-04-05-06	Mayhew, Dick	1947	Modes, Mark	1976
Jamison, Jermaine	2002-03-04-05	Keyan, Charles	1947	McAfee, Vincent	1923	McClary, Frank	1936-37-38-39	Modre, Scott	1978
Jarvis, Deven	2020	Keyes, Everett	1930	McCall, Tom	1967-68	McClendon, Jerrin	2013	Moffitt, Mike	1985
Javernick, Gunner	2017-18	Keyes, R.	1922-23	McCaulley, Marcus	2003-04-05-06	McClurg, Frank	1936-37-38-39	Molale, Brandon	1993-94
Jefferson, A.J.	2006-07-08-09	Kezirian, Bob	1941	McClenaghan, Jerry	1966	McClurg, Mike	1972-73	Molich, James	1940-41-42
Jelmini, Rick	1975-76	Kezerian, Robin	2005	McClendon, Jerrin	2013	McClurg, Pat	1974-75	Monga, Jon	2005-06-07-08
Jenkins, Damon	2005-06-07	Kierstine, Gordon	1944	McConnell, Mike	1971	McClurg, Pat	1974-75	Mongelli, Sam	1944
Jenkins, Pete	1989-91	Kimbrough, Jaime	1995-96-97-98	McCoy, Keith	1987	McClurg, Pat	1974-75	Montgomery, Bill	1947-48-49
Jenkins, Ron	1986-87	King, Carson	2020-21	McCoy, Ricky	2018-19	McClurg, Pat	1974-75	Motta, Nikko	2010-12-13
Jennings, Adam	2002-03-04-05	King, Don	1950-51	McCreary, Sonny	2008-09-10	McClurg, Pat	1974-75	Moody, Darrell	1957
Jennings, Andy	2012-13	King Jr., Sherwin	2019-20	McCrery, Dave	1981-82	McClurg, Pat	1974-75	Moore, Marlon	2006-07-08-09
Jensen, C.	1929	Kinter, Isaac	2006-07-08-09	McCullay, Ron	1955	McClurg, Pat	1974-75	Moore, Ralph	1928
Jensen, Marcel	2011-12-13	Kish, George	1941	McCutchen, Chuck	1987-88	McConnell, Mike	1971	Mooshagian, Steve	1980-81
Jensen, Neil	1944	Kliwer, A.	1925-26-27	McDermott, Jermaine	2000-01	McConnell, Mike	1971	Moran, Charles	1944-45-47-48
Jensen, Paulmer	1934-35	Kline, Zach	2016	McDonald, Devyn	2004-05	McCoy, Keith	1987	Moran, Chuck	1949
Jensen, Walt	1968-69	Knight, Jack	1962	McDowell, Adam	2005-06-08	McCoy, Ricky	2018-19	Morgan, Rick	1988-89
Jimmerson, Joe	1982-83	Knocke, Bill	1963	McEntee, Chase	2008-09-10-11	McCreary, Sonny	2008-09-10	Morgan, Wes	1969
Jergensen, G.	1929	Knox, Kyle	2008-09-10-11	McFall, Wally	1954	McCrery, Dave	1981-82	Morris, Brian	2001-03-04
Johnson, A.J.	2010-11	Knox, Milton	2011-12	McGill, Bryce	2000-01-02-03	McCreary, Sonny	2008-09-10	Morris, Grover	1962
Johnson, Arthur	1933-36	Kobdich, Josh	1997-98	McGuire, Colin	2013	McCrery, Dave	1981-82	Morris, Rex	1934
Johnson, Bob	1965-66	Koenig, Todd	1993-94-95-96	McIntyre, Garrett	2002-03-04-05	McCrery, Dave	1981-82	Morris, Rollin	1937-38
Johnson, Craig	1975-76	Komin, Michael	1973-74	McKersie, Gerald	1931	McCrery, Dave	1981-82	Morrisette, Ron	1993
Johnson, Da'Marcus	2020-21	Kraft, Rod	1973-74	McKersie, H.	1924	McCrery, Dave	1981-82	Morse, John	1948-49-50
Johnson, Dan	1973-75	Kraft, Warren	1948-49	McKinley, Ryan	2005-06-07	McCrery, Dave	1981-82	Mosby, Arron	2017-18-19-20-21
Johnson, David	1978-79-80	Kristofers, Nick	2015-16	McKinney, Jessie	1980	McCrery, Dave	1981-82	Moses, Akka-Ar	1996-98-99
Johnson, Isaiah	2018-19-20	Kroening, Kody	2014-15-16	McKnight, Matt	1981-82	McCrery, Dave	1981-82	Mosher, Clinton	1925-28
Johnson, Jeff	1974-75	Kroll, Erick	1990-91-92-93	McLean, Ben	1984	McCrery, Dave	1981-82	Mosier, Fred	1954
Johnson, Jeremy	2000-01	Kross, James	1963	McMaryion, Marcus	2017-18	McCrery, Dave	1981-82	Mosley, Anthony	1985-86
Johnson, John	1934	Krum, Bill	1935	McNair, Glen	1978-80	McCrery, Dave	1981-82	Mossman, Gary	1960
Johnson, Johnny	1992-93	Krzywicki, Ed	1976	McNair, Howard	1981-82-83	McCrery, Dave	1981-82	Moulton, Denny	1966-67
Johnson, Jr., Johnny	2017	Kuhn, Jim	1959	McNeil, Leonard	1967	McCrery, Dave	1981-82	Moye, Doc	1995-96-97-98
Johnson, Justin	1997-98-99-01	Kurti, Willard	1925-26-27	McNeil, Leonard	1967	McCrery, Dave	1981-82	Mueller, Scott	1993-94-95-96
Johnson, Justin	2012-13-14-15	L		McNeil, Leonard	1967	McCrery, Dave	1981-82	Muhammad, Mustafah J.	1995-96
Johnson, KeeSean	2015-16-17-18	Lacey, Chris	1992	McNeil, Leonard	1967	McCrery, Dave	1981-82	Mulkey, Jack	1938-39-40
Johnson, Kevin	1979-80-81-82	Laffitte, Dion	1994	McNeil, Leonard	1967	McCrery, Dave	1981-82	Mullins, John	1962
Johnson, Melvin	1989-90-91	Laffitte, Terry	1984-85	McNeil, Leonard	1967	McCrery, Dave	1981-82	Munson, Lee	1969-70-71
Johnson, Saevion	2017-18-19-20	Lagana, Tony	1976-77	McNeil, Leonard	1967	McCrery, Dave	1981-82	Murasky, Ken	1967
Johnson, Steve	1979-80	Laisne, Eugene	1954	McNeil, Leonard	1967	McCrery, Dave	1981-82	Murphy, Bill	1963
Johnson, Tex	1950	Lamanuzzi, Cam	2020	McNeil, Leonard	1967	McCrery, Dave	1981-82	Murphy, Kevin	1999-00-01-02
Joiner, David	1978	Lambert, Ted	1970-71	McNeil, Leonard	1967	McCrery, Dave	1981-82	Murphy, William	1956
Jones, Andrew	1995-96-97	Lamour, Jean	1941-42-46	McNeil, Leonard	1967	McCrery, Dave	1981-82	Murray, Morgan	1972-74
Jones, Bobby	1956	Lane, Ahijah	2004-05-06	McNeil, Leonard	1967	McCrery, Dave	1981-82	Murray, Richard	1961
Jones, Charlie	1992-93-94-95	Lane, Calvin	1974-75	McNeil, Leonard	1967	McCrery, Dave	1981-82	Murray, Shawn	1990
Jones, Craig	1987-88	Lango, Pete	1958	McNeil, Leonard	1967	McCrery, Dave	1981-82	Muskic, Bill	1961
Jones, Dalen	2013-14-15-16	Langhaim, Ray	1987-88	McNeil, Leonard	1967	McCrery, Dave	1981-82	Musser, Scott	1988
Jones, Dave	1968-69	Langley, Malachi	2020-21	McNeil, Leonard	1967	McCrery, Dave	1981-82	Mustachio, Sal	1946
Jones, Dean	1976-77	Langham, Steve	1984	McNeil, Leonard	1967	McCrery, Dave	1981-82	Muti, Netane	2017
Jones, Everard	1936-37	Laramie, Darryl	1983	McNeil, Leonard	1967	McCrery, Dave	1981-82	Myers, Bob	1950
Jones, Frank	1990-91	Larsen, Bill	1958	McNeil, Leonard	1967	McCrery, Dave	1981-82	Myers, Bud	1941
Jones, Howard	1982-83	Larson, Roy	1921	McNeil, Leonard	1967	McCrery, Dave	1981-82	N	
Jones, Jamal	2001-02-03-04	Lasho, Brian	1989-90	McNeil, Leonard	1967	McCrery, Dave	1981-82	Nagel, Richard	1958
Jones, Kevin	1981-82	Latimer, Marshall	1933-34-36	McNeil, Leonard	1967	McCrery, Dave	1981-82	Najarian, Elbert	1964
Jones, Kwami	2017-18-20-21	Laughlin, Bill	1962	McNeil, Leonard	1967	McCrery, Dave	1981-82	Napier, Walt	1955
Jones, L.J.	2010-11-12-13	Laughlin, Ray	1987-88	McNeil, Leonard	1967	McCrery, Dave	1981-82	Nation, Tom	1973-74
Jones, Lance	1954	Lawless, Albert	1937-38-39	McNeil, Leonard	1967	McCrery, Dave	1981-82	Ndoh, Emeaka	2017-18
Jones, Myron	1988-89			McNeil, Leonard	1967	McCrery, Dave	1981-82	Neak, Dick	1958



ALL-TIME LETTERWINNERS

Neal, Lorenzo	1990-91-92
Neal, Lumumba	1995
Neeley, Terry	1983
Negrete, Jeff	1983-84
Neikirk, Daren	1944-45
Neilson, L.	1921
Nelson, Allen	1930
Nelson, Braylen	2021
Nelson, Don	1961
Nero, O'Shea	1994-95-96
Ness, Engvald	1930-31
Neville, Tom	1982-83-84
Newborn, Darren	2007-08-09
Newton, Ray	1967-69-71
Nicely, Pete	1954
Nicholas, Alan	1996-99
Nichols, Byron	1985-86
Nicolopoulos, Craig	1980-81
Niehaus, Bob	1973
Nielson, Paul	1954
Nimmo, Gerald	1961
Niswander, Horace	1929-30-31-32
Nobles, Robert	1987-88
Nolte, Ernie	1966
Noroian, Harry	1973
Northern, Justin	2013-14-15
Norton, James	1935
Norton, Jonathan	2012-13
Nottoli, Jim	1983-84
Novacek, Bump	1989
Nowell, Donald	1957
Nua, Barry	1980-81
Nunn, Anthony	1984-85-86
Nunnery, Robert	1984
O	
Oberparleiter, Lance	1988-89
Obidiegwu, Kyrian	2013-14-15
O'Brien, Fran	1981-82
O'Doherty, Mike	1978-79
O'Doherty, Tim	1978
O'Leary, John	1977-78
O'Leary, John	1986-87
O'Neal, Dejonte	2017-18
Ogelsby, Bryson	2018-19
Okeke, Tobenna	2014-15-16-17
Okpalugo, Tristan	2011-12
Oliver, Earl	1989-90-91-92
Oliver, Jerome	1994-95
Olivo, Bill	1976-77
Ollis, Morell	1995-96
Olsen, Chad	2014-15
Olsen, G.	1925
Olson, Lyle	1958
Olson, Mark	1985-86
Omata, George	1961
Osborn, Tim	1999-00-01
Osmundson, Gary	1993-94-95-96
Otukolo, Nela	2015-16-17
Ovatt, Joe	1951
Owens, Bob	1958
Owens, Damion	2006-07-08-09
Owens, Levi	1963-64
Owens, T.J.	1960
P	
Pace, Mike	1988
Pacheco, Chris	1984-85
Pacheco, Richard	2005, 09
Padilla, Bob	1958
Padilla, Frank	2007
Paige, Stephone	1981-82
Paine, Kent	1981-82
Pait, Emari	2021
Pakola, Lee	1995
Palercio, Mike	1947
Palmer, George	1957
Palmo, Vincent	1947-49
Palumbo, Pat	1978-79
Parnagian, Grant	1996-97
Panish, Brian	1977-78
Panzram, Ken	1952
Papac, Louis	1945
Papac, Nick	1960

Papazian, Ron	1993-94
Papendorf, Bill	1951-52-56
Parker, Fred	1968-70
Parker, Namani	2017-18
Parker, Ron	1973
Parkinson, Tod	1973-74
Pascoe, Bear	2005-06-07-08
Pascoe, Vince	2007-08-09-10
Pattee, Jack	1942
Patterson, David	2015-16-17
Patterson, Ray	1940
Patton, Mark	1982-83
Paulstine, John	1925
Pauwels Jr., Raymond	2020-21
Payne Jr., Leonard	2019-21
Pearson, James	1937-38
Peck, Aaron	2012-13-14-16
Pellandini, Billy	1979
Pelto, Bill	1946-47
Peracchi, Jeff	1988-89
Peralas, David	2020-21
Pereira, John	1944
Perry, Deonte	2019-20-21
Perry, Malchijah	1996
Perry, Rocky	1976-77
Peters, Chris	1989-90-92-93
Peters, Fred	1950-51-52
Petersen, George	1984-85
Peterson, Mel	1946
Peterson, Simon	1976-77
Petrucci, Vince	1976-77-78
Pett, Dave	1935-36
Pflug, Paul	1985-86
Pharis, Howard	1932-33-34
Piligian, Chris	2005
Phillips, Benny	1944-45
Phillips, Herbie	1970-71
Philpott, Dean	1954-55-56-57
Pickens, Dwight	1988-89
Pickford, Pat	1970-71
Pierce, Billy	1979
Pierce, Billy Jack	1998-99
Pierce, Rex	1981
Pierson, Don	1956
Pinegar, Paul	2002-03-04-05
Piper, Elijah	2016
Pittman, Mike	1993-95-96-97
Pitts, Julius	1985
Pitts, Terry	1964-66
Platt, Chuck	1975-76
Playe, Phil	1964
Plummer, Pat	1971-72
Plummer, Shawn	2008-09-10-12
Plump, Dave	1964
Pointer, Anton	1980-81
Polak, John	1973
Polk, Ken	1977-78
Pollock, Brent	1987-89
Poole, Ernest	1938-39-40
Pope, Marquez	1988-89-90-91
Pope, Zane	2019-21
Popelar, Louis	1960
Popolizio, Ryan	2016
Popovich, Cole	2005-06-07
Porter, Brian	1991-92
Porter, Neil	1976-78
Portesi, Paul	1986-87
Posey, Tom	1975-76
Potasi, Johnny	1999
Potts, DeShawn	2015-16-17
Pouono, Manoa	2003-04
Pradyue, Maurice	2013-14
Pratt, Antonio	1994-95-96-97
Pratt, Mike	1959
Preacher, Chad	2012
Prentice, Darin	1993
Prentice, Burt	1990
Pritchett, Donavaughn	2010-11
Probst, Jake	1997-98-00-01
Psetz, John	1978
Puahi, Radford	1985
Puccio, Tyler	2015

Q

Qualls, Orrin	1928-29
Quezada, Josh	2013-14
Quick, Michiah	2018
R	
Rachal, Latario	1994
Raco, Fred	1959
Rademann, Jim	1987-88
Radka, Al	1937-38-39
Ragsdale, George	1960
Raine, Bill	1951-52-53
Rainey, Danny	1981
Ramsey, Greg	1983-84-85-86
Ramos, Wilson	2006-07-09
Raphael, Austin	2008-09-10-11
Rancatore, Joe	1952
Rankin, Tex	1955
Rashad, Jamaal	2009
Ratcliffe, Bruce	1980
Ratliff, Troy	1959
Ratliffe, Charles	1959
Ratzlaff, Les	1950-51
Rausch, Joe	1978-79
Ray, Nathan	2001-02-03-04
Redmond, Granville	1977-78-80
Redwood, Eric	1982-83
Reed, Benson	1972-73
Reid, Duncan	2001-02-03-04
Reid, Manson	1934-35-36
Reinhardt, Walt	1954
Remington, Ron	1967-68
Reneau, Demorieux	2001-02
Renfro, Roy	1939-40-41
Renna, J.	1928
Rennie, Mike	1976-77
Reyna, Jorge	2018-19
Reyneveld, Willy	1983
Reynolds, Larry	1964
Rhead, Ray	1950-51-52
Rice, F.	1922-25-26
Rice, Jared	2016-17-18-19
Rice, Jim	1963-64
Rice, Justin	2016-17-19
Rice, Keith	1968
Rice, Roy	1929
Richard, Kyle	2005
Richardson, Jeff	1970
Ricketts, Mike	1957
Richter, Trevor	2011
Riddering, Kyle	2015-16-17-18
Riggert, Glenn	1961
Riggins, Anthony	2011
Riggins, Lester	1949-50
Riley, Curtis	2013-14
Riley, Marcus	2004-05-06-07
Rinehart, Chris	1986-87
Rippenotrop, Bob	1977-78
Rissetto, Ray	1974-75
Rivera, James	1986-87
Rivera, Matt	2002-03-04-05
Rivers, Ron	1991-92-93
Rivers, Ronnie	2017-18-19-20-21
Rix, Zack	1989-90-91-92
Roberson, Brian	1993-94-95-96
Roberts, Jason	2006
Roberts, Jeff	1995-96-97-98
Roberts, Mark	2007-08-09-10
Roberts, Steve	1970
Robertson, Bill	1941
Robinson, Bill	1946-47
Robinson, Bryan	1995-96
Robinson, Dan	1965-66-67
Robinson, Gerald	1988
Robinson, Lloyd	1972
Robinson, Price	1921
Robinson, Willy	1976-77
Robledo, Henry	1963
Rockwell, Chris	1991-92-93-94
Rodriguez, Juan	2019-21
Rodriguez, Maurice	2000-01
Rodriguez, Steve	1964
Rogers, Dan	1983
Rogers, Darryl	1956
Rogers, Tracy	1987-88

Rohrke, Richard	1960
Romero, Gabe	1990-91-92
Root, Dillon	2012-13-14
Rose, Jaamal	2013
Rosellini, Reno	1935-37
Rosenfield, Taylor	1975
Rosette, Darrell	1988
Ross, Jeremiah	1996-97-98
Ross, Michael	1991-92-94
Roth, Blaine	1974-75
Rouch, Melvin	1938-39-40
Rouse, Robbie	2009-10-11-12
Rowe, Brian	1990-91-92
Rubalcava, Sean	2014
Rudy, Norman	1944
Ruffin, Dwayne	2003
Ruggeroli, Nick	1987-88-89-90
Ruhl, Jim	1955
Ruschhaupt, Bud	1971
Russell, James	1924-25-26-27
Russell, Todd	1983-84
Russo, Joe	1964
Ryan, Mike	1950
Ryan, Mike	1978-79
Ryan, Stan	1922
Ryerson, Rich	1958
S	
Saafir, Rasheed	1998-99
Sagapolu, Ioane	2014
Salazar, Ralph	1964
Salazar, Vince	1982-83-84-85
Salinas, Daniel	2009
Sampson Jr., Tyrone	2019-20
Sams, Tierre	1998-99-00-01
Samuel, James	1938
Sanchez, Manuel	2003-04-05
Sanchez, Mathew	2020
Sanders Jr., Cale	2021
Sanders, Claude	2001-02-03-04
Sanders, James	2002-03-04
Sanderson, Jim	1959-61
Sandifer, Gary	1963
Sandifer, Johnnie	1980-81-82
Sargeant, Shatony	1993-94-95-96
Sarkissian, Marty	1978
Satele, Fai	2002-03-04
Satoa, Frank	1996
Saunders, Jalen	2010-11
Savage, Jared	1995-96
Savage, Mike	1983-84-85-86
Saylor, Ken	1951
Sbragia, Rod	1985
Scambray, Mark	1982-83-84-85
Scambray, Scott	1979-80
Scanlan, Malama	1996
Schaeffer, Steve	1977
Scheidt, Gerald	1963-64
Schey, Joe	1999-00-01-02
Schlecht, Albert	1940
Schleimbaum, Walt	1933-34-35
Schmidt, Bula	2019-20-21
Schodde, Allen	1989-90-91
Schroeder, Rex	1942-46
Schultz, Emil	1934-35
Schwabenland, Jim	1949-50
Scott	1922
Scott, Billy	1991-92
Scott, Da'Mari	2013-14-15-17
Scott, Malcolm	1984
Scott, Rusty	1985
Scritchfield, Elmer	1958
Scuggs, Calvin	1984
Scully, Steve	1978-79
Seabron, Malcolm	1990-91-92-93
Seagle, Brad	1990-91
Seiferling, Jack	1946
Seifert, Mel	1934-35
Sellers	1927
Sellers, Hal	1957
Sensenbaugh, Terry	1972
Serfas, Nick	1991-92
Serowik, Bob	1971-72
Serpa, A.	1922


Setenchich, Lyle	1967
Sexton, John	1968-69-70
Sgantas, Vince	1977-79
Shabaglian, David	1997-00-01
Shack, Dartagnon	2002-03-04-05
Shafer, Glenn	1945
Shafter, Don	1942
Shah, Naim	1989
Shamblee, Trevor	2006-07
Shanley, Larry	1969-70
Shapiro, Andrew	2010-11-12
Shearn, Chuck	1976-77
Shearn, Steve	1976-77
Shelley, Phillip	1991-92
Shelley, Stephen	1988-89
Shelton, David	1988-89
Shepard, Bobby	2008-09-10-11
Shepherd, Nakawa	1992-93-94
Sheridan, Charles	1958
Sherley, Josh	2003-04-05-06
Sherman, Ray	1971-72
Shehtanian, Harry	1929-31
Sherrod, Malik	2021
Shimmin, Homer	1933
Shifflet, V.	1924
Shipp, Chris	1979-81
Shirley, Jason	2004-05-06
Shon, Derek	1985
Showalter, Chris	1995
Shropshire, Joe	1945
Shugart, Craig	1983
Siefert, Bruce	1962
Silva, Cesar	2019-20-21
Silva, Mike	1979-80
Silverman, Maurice	1924
Simmons, Elgin	2004-05-06
Simonian, Greg	1979-80
Simpson, Bob	1982-83
Simpson, Jason	2000-01-02
Sims, Ron	1986-87
Skidmore Jeff	1986-87-88
Skidmore, Ryan	2008-09, 11
Skipper, Kelly	1985-86-87-88
Skipper, Tim	1997-98-99-00
Stocko, Jeff	1977
Slagle, Mike	1962
Slater, Ray	1958
Slaton, Kent	1979
Slattery, Dean	1980
Slevkoff, Luke	2000
Sloan, Alvin	1979-80
Slocum, Tracy	2010
Smith	1922-23
Smith, Art	1925-26-27-28
Smith, Brock	1986-87
Smith, Charles	1998-99-00-01
Smith, Clifton	2004-05-06-07
Smith, Derron	2010-12-13-14
Smith, Earl	1947
Smith, F.	1927
Smith, Gene	1992-93-94-95
Smith, Jack	1926-28-29
Smith, Jim	1964
Smith, Matt	2018-19-20-21
Smith, Rich	1977-78
Smith, Roy	1931
Smith, Roger	1963
Smith, Tim	1974-75
Smith, Walt	1935
Smithson, Wayne	1958
Smoot, Tim	1990
Smotherman, Tom	1975-76
Snider, Leon	1955
Soechting, Trent	2016-17-18
Soinila, Olavi	1934-35
Soomer, Steve	1968-69
Sommers, Fred	1951
Sommers, Tom	1962-63
Sotelo, Johnny	2003
Spach, Stephen	2001-02-03-04
Spangler, Dave	1958
Spencer, Kevin	1975-76
Spivey, Tom	1933-34
Sprague, Larry	1973

ALL-TIME LETTERWINNERS

St. Andrew, Micah.....	2015-16-17-18	Tillman, James.....	1999	Walker, Ardis.....	1921	Williams, J.R.....	1962	Wright.....	1922
Stabbins, Oen.....	1938	Titoriga, Greg.....	2007	Walker, Michael.....	1985-86	Williams, James.....	1973-74	Wright, Alan.....	2015-16
Stahl, John.....	1967-68	Tipton, Duane.....	1960	Walker, Mykal.....	2018-19	Williams, James.....	1985-86	Wright, Amos.....	1930
Stackhouse, Steve.....	1977-78	Todd, Jack.....	1934	Walker, Uda.....	1992-93	Williams, James D.....	1986-88-89	Wright, Andrew.....	2017-18-19
Stallworth, JJ.....	2010-11	Tolbert, Charles.....	2004-05-06-07	Wall, Ernie.....	1960	Williams, Joe.....	1963	Wright, Dwayne.....	2003-06
Stanley, Darrell.....	1951-55	Tolbert, Chris.....	1991-92-93-94	Waller, Marteze.....	2013-14-15	Williams, Jon.....	1994-95	Wright, Rodney.....	1998-99-00-01
Stanley, Robert.....	2015-16-17	Tolbert, Otis.....	1980-81-82-83	Walling.....	1922	Williams, Ken.....	1982-83	Woy, Bob.....	1979
Stanley, Vance.....	1958	Toma, Jeremiah.....	2010-11-12-13	Waltower, Dominique.....	1995	Williams, LeKendrick.....	2014	Wurst, Curt.....	1972-73
Stannard, Rick.....	1976-77	Tomasini, Brad.....	1962	Warkentin, Paul.....	1963-64	Williams, Mel.....	1980	Wylie, Devon.....	2007-08-09-11
Steele, Ryan.....	2015	Torigian, Armen.....	1994-95	Waronecki, Daryl.....	1968-69	Williams, Paul.....	2003-04-05-06	Y	
Stevens, John.....	1982-83	Torosian, Atomic.....	1969-71	Ward, Derrick.....	1999-00	Williams, Payton.....	1996-97-98-99	Yancy, Bill.....	1978
Steelman, J.....	1927	Torosian, Ted.....	1978-79-80-81	Ward, George.....	1961	Williams, Sam.....	1999-00-01-02	Yarborough, Walt.....	1964
Steinborn, John.....	1956	Torres, Jared.....	2019-20-21	Warren, Arthur.....	1992	Williams, Wendell.....	1977-78-79-80	Yavasile, Klare.....	1970
Steinhauer, Lester.....	1934-35-36-40	Torresdal, Brock.....	1998-99	Washington, Anthony.....	1980	Williams, Willard.....	1944	York, Ralph.....	1963
Stevens, Ed.....	1956	Toscano, Sergio.....	1979-80-81-82	Washington, Charles.....	2012-13-14-15	Williamson, Greg.....	1985-86	Yost, Tom.....	1946-47-49-50
Stevens, Greg.....	1979-80	Totten, Jon.....	1978	Washington, Malcolm.....	2014-15	Willis, Larry.....	1965-66	Young.....	1923
Stevenson, Bobby.....	1981-82	Toy, Charles.....	1948-49-50	Washington, Raymond.....	2002-03-04-05	Willis, Larry.....	1983-84	Young, Andre.....	1977-78
Stevenson, Matt.....	2002	Traber.....	1922	Washington, Tim.....	1980-81	Williston, Preston.....	1924-26	Young, Calvin.....	1974-75
Stewart, Dave.....	1991	Trejo, Dan.....	1984	Waterman, W.....	1922-23	Willoughby, Larry.....	1951-52	Young, Earl.....	1996
Stewart, Jason.....	1999-00-01-02	Tremblay, Josh.....	2014	Wathen, Richard.....	1973-74	Wilsey, Bill.....	1965-66	Young, Kyle.....	2003-04-05
Stewart, Jim.....	1964	Tripp, Dennis.....	1972-73	Watson, Bryon.....	1972-73	Wilson, Dan.....	1964	Young, Roger.....	1966-67
Stewart, Leonard.....	1948-49-50	Tronowsky, Otto.....	1935	Watson, Greg.....	2012-13-14	Wilson, A.....	1921-22	Youngblood, Armin.....	1991-92
Stewart, Michael.....	1985-86	Truschel, Jeff.....	1986-87-88	Watson, Jessie.....	1998-99	Wilson, Bob.....	1948-50	Your, Willie.....	1974-75
Stewart, Taylor.....	2011-13	Tucker, Anthony.....	1996-97-98	Watson, Sam.....	1991-92-93	Wilson, Clarence.....	1988	Yrigollen, Ron.....	1982
Stitser, Clint.....	2005-06-07	Tucker, Kent.....	1980-81	Watson, Tre.....	2021	Wilson, Cristin.....	2011-12	Z	
Stockton, Dan.....	1961	Tucker, Rick.....	1976-77	Wayte, Bill.....	1959	Wilson, Ed.....	1966	Zack, Dave.....	1941
Stoddard, Bert.....	1937-38	Tuitele, Syrus.....	2017-18-19-20	Weathers, Allen.....	1995-96	Wilson, Fred.....	1985	Zahnle, Sam.....	1942-46-47
Stoddard, Dick.....	1977	Tunget, Brant.....	1977-78	Weaver, Dave.....	1978	Wilson, Harold.....	1928-30	Zankick, Dennis.....	1974-75
Stoetzi, Luis.....	1970-71	Tupuivao, Rowen.....	1978	Weaver, Gary.....	1971-72	Wilson, Jerry.....	1948-50-51	Zeigler, Herman.....	1947-48-49
Stone, Bob.....	1969	Turner, Joe.....	1997-98	Weaver, Greg.....	1982-83	Wilson, Kyrie.....	2012-13-14-15	Zemanek, Bob.....	1977-78-79-80
Storlee, Lee.....	1954	Turner, John.....	1986-87	Weber, Ed.....	1945	Wilson, Philip.....	1921	Zerrilli, Len.....	1962
Stoutmire, Omar.....	1993-94-95-96	Turner, Stan.....	1973-74	Webster, John.....	1950	Wilson, Sam.....	1997-98	Zimmerman, Kyle.....	2005-06-07
Stovall, Mike.....	1998-99-00-01	Turner, Troy.....	1997-98	Webster, Rod.....	1984-85-86-87	Wimbush, Mike.....	1959	Zimmerman, Don.....	1968
Strong, Reggie.....	2020	Tuttle, Fred.....	1962	Weiland, Leo.....	1930	Winans, Tydus.....	1991-92-93	Zumbo, Tim.....	1975-76
Stuart, Michael.....	2007-08	Tu'u, Situ.....	2000-01-02	Weiner, Mervyn.....	1938-39-40	Winblad.....	1923		
Stubblefield, Curtis.....	1988	Tyler, Messiah.....	2018	Weirick, J.....	1925-26-27	Winder, Conley.....	1945		
Stubblefield, Rod.....	1951-52-53	U		Welch, Tony.....	1967-68	Winder, Don.....	1940		
Sturgill, Ray.....	1936-37-38	Ulutu, Xavier.....	2014	Weldon, Clyde.....	1926-28	Winters, George.....	1948		
Su'a, Patrick.....	2011-12-13	Unrein, Don.....	1973-74	Weldon, John.....	1926-27-28	Wipf, Wesley.....	1944-45		
Suglian, Gene.....	1968-69	V		Wells, Rio.....	1993-94-95-96	Wise, Bob.....	1979		
Sumlin, Bryson.....	2002-03-04-05	Vaimili, Austin.....	2016	Wendell, Ryan.....	2004-05-06-07	Withycombe, Mike.....	1986-87		
Summers, Harry.....	1936	Valana, Sam.....	1977-78	Wender, Jack.....	1974-75	Wolfe, Jim.....	1946-47		
Sutton, Cam.....	2018-19	Valarelo, Frank.....	1945	Wentworth, Austin.....	2010-11-12-13	Wolfgang, T.C.....	1992-93-94-95		
Svensson, Kenth.....	1969	Valdepena, Hector.....	1988-89-90	Wesson, Vince.....	1982-84-85	Woltz, Justin.....	2000-01-03		
Swanson, Garrett.....	2012-13-14-15	Valek, Vincent.....	1940-41	West, Chastin.....	2006-08-09	Womack, Richard.....	1960		
Sweeney, Kevin.....	1983-84-85-86	Valentine, Wendell.....	1991-92	West, Leon.....	1955	Wood, Mark.....	2002-03-04		
Swenning Jeff.....	1986-87-88	Vance, Steve.....	1974-75	Westberry, Jacob.....	2017-18-19-20-21	Woodley, Quireo.....	2017-19-20		
Sykes, G.....	1929	Van Galder, Bob.....	1960	Westendorf, Bill.....	1977-78	Woodman, Joe.....	1931		
T		Van Galder, Dick.....	1963	Westphal, Dwayne.....	1972-73	Woodruff, Tony.....	1980-81		
Taifane, Victor.....	2001-02	Van Groningen, Tom.....	1951	Wetler, Burl.....	1942	Woods, Kelly.....	1977-78		
Tangipa, David.....	2015-16-17-18	Van Hook, Stephen.....	2016-17	Wetzel, Cliff.....	1964	Woods, Steve.....	1977-78-80-81		
Tanuvasa, Erick.....	1989-90	Van Landingham, Sherril.....	1940-41	Wheat, Harold.....	1947-48	Woodson, Henry.....	1970		
Taoutsouvas, Mike.....	1975	Van Osdell, Bill.....	1933-34	Wheatfall, Keric.....	2019-20-21	Worrell, Cameron.....	2001-02		
Tapia, Jesus.....	2005-06-07	Van Valkenburg, Nick.....	2016	Whitaker, Willard.....	1951-52-54	Worsham, Preston.....	1939-40		
Tarr, Mike.....	1984-85	Van Zant, John.....	1957	White, Al.....	1954	Wren, David.....	1969		
Tatum, Leevel.....	1983-84	Vartanian, Al.....	1931	White, Blair.....	1930				
Tatum, Leevel III.....	2018-19-20	Vasquez, Henry.....	1956	White, Bill.....	1933				
Taumoepeau, Tapa.....	2009-10	Vasquez, John.....	1956	White, Dick.....	1929-30-31				
Taylor, Asa.....	2000-02	Vasquez, Kevin.....	1978	White, Del.....	1975-76				
Taylor, Gary.....	1961	Vavao, Mose.....	2020-21	White, Jeff.....	1988				
Taylor, Gene.....	1985-86	Vazquez, Jacob.....	2015-16	White, Mike.....	1968-69				
Taylor, Kevin.....	1981	Veeh, Dennis.....	1972-73	White, Russell.....	1926-27-28-29				
Taylor, L.C.....	1956	Vegas, Tony.....	1981-83	White, Ricky.....	1989				
Taylor, Roy.....	1945	Venner, Ramsey.....	1998	White, Richard.....	1929				
Taylor, Steve.....	1970-71-72	Verrell, Justin.....	2016	White, Skippy.....	1949-51-52				
Tedford, Jeff.....	1981-82	Versher, Roshon.....	2003-04-05	Whitfield, Anthony.....	1997-98				
Telford, Dave.....	1987-88	Verry, Steve.....	1970-71	Whiteside, Michael.....	1980				
Telonicher, Fred.....	1922-23-25	Vial, Paul.....	1987-88-89	Wichmann, Cody.....	2011-12-13-14				
Telonicher, George.....	1927-28-29	Vickers, Buddy.....	1966	Wicker, Paul.....	1963				
Terry, James.....	1979	Vickers, Fred.....	1968	Wight, Earl.....	1932				
Terry, Lester.....	1939-40-41	Vietty, Dave.....	1970-71	Wiggins, Kenny.....	2007-08-09-10				
Tesone, Peter.....	1938	Vincent, Matt.....	1994	Wikstrom, Winslow.....	1933				
Theile, Chuck.....	1969	Virgil, Chason.....	2016-17	Wilburn, Fred.....	1986-87				
Thiesen, Jeff.....	1988-89-90-91	Visintainer, Brett.....	2000-01-03-04	Wilcots, Stacey.....	1990-91				
Thomas, Adarryll.....	1993	Volek, Billy.....	1996-97-98-99	Wiley, Ron.....	1971-72				
Thomas, Jermaine.....	2009-10-11	Voth, Tom.....	1973-74	Wilkerson, Jay.....	1986-87				
Thomas, Lance.....	1991, 1993-94	Vukazich, Alex.....	1958	Williams, Anthony.....	2010				
Thomas, Lavale.....	1982-83-84-85	W		Williams, Anthony.....	1987-88				
Thomas, Phillip.....	2009-10-12	Wade, Barney.....	1958	Williams, Chris.....	1991-92				
Thomas, T.J.....	2013-14	Wade, Tim.....	1972-73	Williams, Danny.....	1993-94-95				
Thompson, Marty.....	1989-90-91-92	Wagner, Ken.....	1948-49-50	Williams, Dave.....	1983-84				
Thompson, Scott.....	1995-96-97-98	Walden, Garry.....	1987	Williams, Don.....	1983-84				
Thornton, Curt.....	1989-90			Williams, Don.....	1983-84				
Tibbs, Mark.....	1941			Williams, Evan.....	2019-20-21				
				Williams, Fred.....	1984				



Bear Pascoe



Ron Rivers




Ronnie Rivers



Ryan Mathews



FIRST-TEAM ALL-AMERICANS



FIRST-TEAM ALL-AMERICA

Myron Anderson	1930	End
Jack Mulkey	1939	End
Jack Mulkey	1940	End
Jackie Fellows	1942	Quarterback*
Dan Bolt	1945	Guard
Willard Whitaker	1954	Guard
Dale Messer	1959	Halfback
Dale Messer	1960	Halfback
Doug Brown	1960	Guard
Doug Brown	1961	Center
Monte Day	1962	Tackle
Beau Carter	1963	Quarterback
Erv Hunt	1968	Safety
Tom McCall	1968	Linebacker
Steve Cordle	1981	Strong Safety
Bernard Berrian	2001	Ret. Specialist
A.J. Jefferson	2007	Ret. Specialist
Phillip Thomas	2012	Safety\$

*Consensus All-American
\$ Unanimous All-American

The NCAA recognizes the All-America teams selected by the AP, AFCA, FWAA, Sporting News, and the WCFF. To determine consensus All-Americans, a player must appear on three of these organizations first team. If a player is named an All-American by all five organizations, he is a "unanimous All-American".

ADDITIONAL ALL-AMERICANS

Myron Anderson, HM	1930	Chuck McCutchen, HM (AP)	1988	Nose Guard
Frenchy Bordagaray, HM	1930	Jeff Truschel, HM (AP)	1988	Offensive Tackle
Frank Friedman, HM	1930	Ron Cox, HM (AP)	1988	Linebacker
Dick White, HM	1930	James Williams, HM (AP)	1988	Cornerback
Walt Byrd, HM (UPI)	1934	Jeff Skidmore, HM (AP)	1988	Offensive Guard
Mike Freeman, HM	1966	Ron Cox, 2nd (TSN), 2nd (FN), 3rd (AP), HM (UPI)	1989	Linebacker
John Stahl, HM	1967	James Williams, 2nd (TSN), 3rd (AP)	1989	Cornerback
Steve Verry, 2nd	1971	Dwight Pickens, HM (TSN)	1989	Flanker
Dwayne Crump, HM	1971	Aaron Craver, HM (TSN)	1989	Tailback
Jack Fisher, HM	1971	Marquez Pope, HM (TSN)	1989	Free Safety
Gary Weaver, 3rd	1972	Kelvin Means, HM (TSN)	1989	Split End
Phil Borjas, 3rd	1972	Melvin Johnson, 3rd (FN)	1991	Offensive Guard
Gary Hayes, HM (AP)	1979	Trent Dilfer, 2nd (C&PFN), HM (FN)	1992	Quarterback
Pat Palumbo, HM (AP)	1979	Malcolm Seabron, HM (FN)	1992	Flanker
Jeff Tedford, HM	1982	Jesse Hardwick, HM (FN)	1992	Offensive Tackle
Scott Darrow, HM	1982	Lorenzo Neal, HM (FN)	1992	Fullback
Ed Carter, HM	1982	Zack Rix, HM (FN)	1992	Nose Guard
Henry Ellard, 2nd (AP)	1982	Wendell Valentine, HM (FN)	1992	Linebacker
Mike Forrest, HM	1982	Trent Dilfer, 3rd (AP), 3rd (FN)	1993	Quarterback
John Blacksill, HM	1982	Brad Bell, HM (FN)	1993	Defensive End
Kevin Jones, HM	1982	Charlie Jones, HM (FN)	1993	Flanker
Matt McKnight, HM	1982	Ron Rivers, HM (FN)	1993	Tailback
Rocky Costello, HM	1983	Ron Collins, HM (FN)	1993	Offensive Tackle
Larry Willis, HM	1983	Ron Papazian, HM (FN)	1993	Linebacker
Larry Willis, 3rd (AP)	1984	David Dunn, 2nd (TSN), 2nd (C&PFN)	1994	WR/KR
Stephen Baker, HM (AP)	1985	Charlie Jones, HM (UPI)	1995	Wide Receiver
Barry Belli, HM (AP)	1985	Charles Smith, freshman (TSN)	1998	Wide Receiver
Anthony Dollarhide, HM (AP)	1985	Derrick Ward, freshman (FN)	1999	Running Back
Barry Grove, HM (AP)	1985	Asen Asparuhov, 3rd (TSN), HM (CNN/SI)	2001	Placekicker
Dave Lerma, HM (AP)	1985	Bernard Berrian, 4th (TSN)	2001	Return Specialist
Mike Mancini, HM (AP)	1985	David Carr, 2nd (FN), 3rd (AP), HM (CNN/SI)	2001	Quarterback
Chris Pacheco, HM (AP)	1985	Alan Harper, 2nd (AP), (TSN), (FN), HM (CNN/SI)	2001	Defensive Tackle
Michael Stewart, HM (AP)	1985	Logan Mankins, freshman (TSN)	2001	Offensive Tackle
Kevin Sweeney, HM (AP)	1985	Rodney Wright, 4th (TSN)	2001	Wide Receiver
James Williams, HM (AP)	1985	James Sanders, freshman (FWAA, TSN)	2002	Strong Safety
Kevin Sweeney, HM (AP)	1986	Paul Pinegar, freshman (TSN)	2002	Quarterback
Stephen Baker, HM (AP)	1986	Jermaine Jamison, freshman (TSN)	2002	Wide Receiver
Barry Belli, HM (AP)	1986	Kyle Young, freshman (FWAA)	2003	Center
Jethro Franklin, HM (AP)	1986	Logan Mankins, 2nd (WC)	2004	Offensive Tackle
Cliff Hannemann, HM (AP)	1986	Ryan Wendell, freshman (TSN)	2004	Offensive Guard
David Grayson, HM (AP)	1986	Garrett McIntyre HM (AP, CNN-SI)	2005	Defensive Tackle
Michael Stewart, HM (AP)	1986	Cole Popovich, Freshman (TSN, FWAA)	2005	Offensive Guard
Mike Chuhlantseff, HM (AP)	1986	Ryan Mathews, Junior, 2nd Team (AP) (SI)	2009	Running Back
Mike Withycombe, HM (AP)	1986	Kevin Goessling, Sophomore, HM (SI)	2009	Place Kicker
Jethro Franklin, 2nd (TSN), 3rd (AP), HM (UPI)	1987	Devon Wylie, Senior, 3rd (Yahoo!), HM (SI)	2011	Punt Returner
Barry Belli, HM (AP)	1987	Davante Adams, R-Freshman, 4th (Phil Steele), HM (SI)	2012	Wide Receiver
Mike Withycombe, HM (AP)	1987	Derek Carr, Junior, HM (SI)	2012	Quarterback
Ron Jenkins, HM (AP)	1987	Davante Adams, Sophomore, 1st (SBN), 2nd (AP, WC, Lindy's), 3rd (CBSSports, Athlon, PS), HM (SI)	2013	Wide Receiver
Rod Webster, HM (AP)	1987	Derek Carr, Senior, 2nd (Lindy's), 3rd (Athlon), HM (SI)	2013	Quarterback
Tracy Rogers, HM (AP)	1987	Austin Wentworth, Senior, HM (SI)	2013	Offensive Tackle
Brock Smith, HM (AP)	1987			
Fred Wilburn, HM (AP)	1987			
Tracy Rogers, HM (AP)	1988			
Kelly Skipper, HM (AP)	1988			
Tony Harris, HM (AP)	1988			
Craig Jones, HM (AP)	1988			

Key: AP (Associated Press); TSN (The Sporting News); UPI (United Press International); FN (Football News); C&PFN (College & Pro Football Newsweekly); FWAA (Football Writers Association of America); WC (Walter Camp); SI (Sports Illustrated); PS (Phil Steele); Yahoo! (Yahoo! Sports); HM (honorable mention)

POSTSEASON ALL-STAR GAMES

EAST-WEST SHRINE BOWL (VARIOUS SITES)

1942	Jack Mulkey, E
1960	Dale Messer, HB
1962	J.R. Williams, C
1976	Del White, LB
1977	Bob Glazebrook, DB
1980	Anthony Washington, CB
1981	Steve Cordle, SS
1982	Henry Ellard, SE
1984	Larry Willis, SE
1986	Cliff Hannemann, LB
1987	Jethro Franklin, DE
1988	Tracy Rogers, LB
1989	James Williams, CB
	(West Def. MVP)
1990	Aaron Craver, TB
1991	Marquez Pope, FS
	Judd Foell, DL
	Jim Sweeney,
	West Asst. Coach
1992	Lorenzo Neal, FB
	Jesse Hardwick, OT
1993	Ron Rivers, TB
1994	David Dunn, WR
	Jason James, C
1995	Charlie Jones, WR
1998	Cory Hall, DB
	Josh Kobdich, OL
	Jaime Kimbrough, RB
	Michael Pittman, RB
1999	Jeff Hanna, K
2000	Kevin Jordan, OT
2002	Alan Harper, DT
	Rodney Wright, WR
2003	Pat Hill, Head Coach
	Dan Brown, Assistant Coach
	Frank Cignetti, Assistant Coach
	Nick Burley, DE
	Rodney Michael, C
2004	Bernard Berrian, WR
	Rodney Davis, RB
2005	Logan Mankins, OT
	Stephen Spach, TE
2006	Paul Pineger, QB
2007	Paul Williams, WR
	Kyle Young, C
2008	Ryan Wendell
2009	Tom Brandstater, QB
	Bear Pascoe, TE
2010	Seyi Ajitrotutu, WR
	Robert Malone, P
2010	Lonyae Miller, RB
2011	Chris Carter, DL
	Andrew Jackson, OL
	Ben Jacobs, LB
2012	Devon Wylie, WR
2014	Austin Wentworth, OL
2015	Tyler Davison, DT
	Curtis Riley, CB (inj.)*
2017	Tyquan Glass, CB
2018	Marcus McMaryion, QB
	KeeSean Johnson, WR*
2019	Mykal Walker, LB
2020	Ronnie Rivers, RB#
2021	Ben Jacobs, Assistant Coach

* - did not play

- game canceled (COVID-19 pandemic)

SENIOR BOWL (MOBILE, ALA.)

1962	Doug Brown, OT
1986	Kevin Sweeney, QB (inj.)*
1988	Barry Belli, K/P
1992	Tony Brown, CB
1994	James Burton, CB
	Ron Rivers, TB
	Malcolm Seabron, FL
1995	David Dunn, WR
	Jason James, C
1996	Jahine Arnold, WR
1998	Michael Pittman, TB
	Chris Conrad, OL
2001	Orlando Huff, LB
2002	David Carr, QB
	Alan Harper, DT
2004	Bernard Berrian, WR
2005	Logan Mankins, OT
2007	Paul Williams, WR
2010	Lonyae Miller, RB
2013	Robbie Rouse, RB
	Phillip Thomas, SS
2014	Derek Carr, QB
	Marcel Jensen, TE (inj.)*
2015	Josh Harper, WR
	Derron Smith, S (inj.)*
2021	Jake Haener, QB (invite)*

* - did not play

NFLPA COLLEGIATE BOWL (CARSON, CALIF.)

2012	Logan Harrell, DT
2013	Michael Butler, TE
	Richard Helepiko, OL
	Tristan Okpalauugo, OLB
2014	Isaiah Burse, WR
2016	Ejiro Ederaine, OLB
	Marteze Waller, RB
	Charles Washington, DB
2017	Da'Mari Scott, WR
2021	Ronnie Rivers, RB*
	Arron Mosby, DE
	DaRon Bland, DB

* - did not play

CASINO DEL SOL ALL-STAR GAME (TUCSON, ARIZ.)

2012	Leslie Cooper, OG
	Kevin Goessling, K
	Bryce Harris, OT

HULA BOWL (HONOLULU, HAWAI ' I)

1978	Curtis Minor, DB
1988	Terry Cook, DE
	Jim Sweeney,
	West Asst. Coach
1990	Aaron Craver, TB
1991	Mark Barsotti, QB
	Marquez Pope, FS
1992	Lorenzo Neal, FB
1993	Ron Collins, OT
	Tommy Jones, CB
	Sam Watson, SS
1995	Reggie Brown, FB
1999	Jim Arellanes, QB
2000	Billy Volek, QB
2001	Thabiti Lockhart, NT
2002	Tierre Sams, CB
2005	Therrian Fontenot, CB
2006	Tyrone Culver, FS
	Raymond Washington, CB
2007	Pat Hill, West Head Coach

	Dwayne Wright, RB
	Roshon Vercher, FB
	Kyle Young, C
2019	Jared Rice, TE
2020	Syrus Tuitele, OL
2021	Arron Mosby, DE

There was no Hula Bowl from 2009-19; it returned on Jan. 26, 2020

BLUE-GRAY GAME (MONTGOMERY, ALA.)

1981	Tim Washington, CB
1986	Stephen Baker, SE
	Kevin Sweeney, QB (inj.)
1991	Mark Barsotti, QB
	Tony Brown, CB
	Emery Braxton, CB
	Kelvin Means, SE
1994	Demetrius Edwards, NG
1995	Jahine Arnold, WR
1996	Jim Arellanes, QB
	Brian Roberson, WR
1997	Michael Pittman, TB
1998	Jaime Kimbrough, RB
	Josh Kobdich, OL

JAPAN BOWL (TOKYO, JAPAN)

1978	Curtis Minor, DB
1984	Curtis Allen, SS
1986	Stephen Baker, SE
	(West MVP)
	Michael Stewart, SS
	Gene Taylor, FL
	Kevin Sweeney, QB (inj.)
	Jim Sweeney,
	West Head Coach
1987	Jethro Franklin, DE
	Barry Belli, K/P
1989	Dwight Pickens, FL
	Mike Foust, OT
1990	Aaron Craver, TB
1991	Jeff Thiesen, LB
1992	Lorenzo Neal, FB
	Jesse Hardwick, OT

COLLEGE ALL-STAR GAME (CHICAGO, ILL.)

1968	Mike Freeman, DB
1972	Gary Weaver, LB

MARTIN LUTHER KING CLASSIC (SAN JOSE, CALIF.)

1989	Myron Jones, FB
------	-----------------

COACHES ALL-AMERICA BOWL (LUBBOCK, TEXAS)

1972	Gary Weaver, LB
------	-----------------

ALL-AMERICAN BOWL (TUCSON, ARIZ.)

1961	Sonny Bishop, OT
	Doug Brown, OT
	Jay Buckert, E
	Gerald Houser, E

GRIDIRON CLASSIC (FLORIDA)

2002	Maurice Rodriguez, LB
	Rodney Wright, WR
2003	Rodney Michael, C
	Victor Taifane, OG



COLLEGE FOOTBALL AWARDS

HEISMAN MEMORIAL TROPHY (Nation's Top Player)

1986 - Kevin Sweeney (finished 9th)

2001 - David Carr (finished 5th)

2013 - Derek Carr (finished 8th)

BILETNIKOFF AWARD (Nation's Top Wide Receiver)

2013 - Davante Adams (semifinalist)

BROYLES AWARD (Nation's Top Assistant Coach)

2012 - Nick Toth (semifinalist)

2013 - Dave Schramm (semifinalist)

BURLSWORTH TROPHY

(Nation's Top Player Who Started As A Walk-On)

2012 - Tristan Okpalaugo (semifinalist)

2013 - Jonathan Norton (semifinalist)

DAVEY O'BRIEN AWARD (Nation's Top QB)

1986 - Kevin Sweeney (runner-up)

2001 - David Carr (semifinalist)

2013 - Derek Carr (semifinalist)

2018 - Marcus McMaryion (semifinalist)

2021 - Jake Haener (semifinalist)

DOAK WALKER AWARD (Nation's Top Running Back)

2009 - Ryan Mathews (semifinalist)

FOOTBALL NEWS OFFENSIVE PLAYER OF THE YEAR

2001 - David Carr (WINNER)

JIM THORPE AWARD (Nation's Top Defensive Back)

2012 - Phillip Thomas (finalist)

JOHNNY UNITAS GOLDEN ARM (Nation's Top Senior QB)

2001 - David Carr (WINNER)

2013 - Derek Carr (finalist)

2018 - Marcus McMaryion (top 30)

MANNING AWARD (Nation's Top QB)

2001 - David Carr (WINNER)

2013 - Derek Carr (finalist)

MAXWELL AWARD (College Player of the Year)

2009 - Ryan Mathews (semifinalist)

2018 - Marcus McMaryion (semifinalist)

2013 - Derek Carr (semifinalist)

PAUL WARFIELD AWARD (Nation's Top Wide Receiver)

2013 - Davante Adams (WINNER)

POP WARNER (Most Outstanding Player in the Western U.S.)

2001 - David Carr (WINNER)

RAY GUY AWARD (Nation's top punter)

2018 - Blake Cusick (semifinalist)

SAMMY BAUGH AWARD (Nation's Top QB)

1993 - Trent Dilfer (WINNER)

2001 - David Carr (WINNER)

2013 - Derek Carr (WINNER)

WALTER CAMP PLAYER OF THE YEAR AWARD

2013 - Derek Carr (semifinalist)

WUERFFEL TROPHY (community service w/ athletics & academics)

2005 - Tyrone Culver (semifinalist)

2007 - Clint Stitser (finalist)

2018 - Marcus McMaryion (semifinalist)

CONFERENCE PLAYERS OF THE YEAR

OFFENSIVE PLAYER OF THE YEAR

MOUNTAIN WEST

2013 Derek Carr, QB

2012 Derek Carr, QB

2001 David Carr, QB

1998 Jaime Kimbrough, TB

..... (Pacific Division)

1993 Trent Dilfer, QB

BIG WEST

1991 Mark Barsotti, QB

..... (Co-Offensive MVP)

PCAA

1986 Kevin Sweeney, QB (Co-MVP)

1985 Kevin Sweeney, QB (Co-MVP)

1982 Henry Ellard, SE (Co-MVP)

..... Jeff Tedford, QB (Co-MVP)

1977 Dean Jones, QB

DEFENSIVE PLAYER OF THE YEAR

MOUNTAIN WEST

2018 Jeff Allison, LB

2012 Phillip Thomas, SS

WAC

2010 Chris Carter, DE

2007 Marcus Riley, LB

2005 Garrett McIntyre, DT

2001 Alan Harper, DT

BIG WEST

1991 Marquez Pope, FS

..... (Co-Defensive MVP)

1990 Marquez Pope, FS

..... (Co-Defensive MVP)

1989 Ron Cox, ROV

1988 Tracy Rogers, LB

PCAA

1987 Jethro Franklin, DE

SPECIAL TEAMS PLAYER OF THE YEAR

WAC

1994 David Dunn, KR

FRESHMAN OF THE YEAR

MOUNTAIN WEST

2012 Davante Adams, WR

WAC

2004 Ryan Wendell, OG

2002 Paul Pinegar, QB

COACH OF THE YEAR

Jim Sweeney

1977 - PCAA Coach of the Year

1982 - PCAA Coach of the Year

- District-9 Coach of the Year

1985 - PCAA Coach of the Year

- District-9 Coach of the Year

- UPI All-West Coach of the Year

1988 - Big West Coach of the Year

1989 - Big West Coach of the Year

- National Coach of the Year

Semifinalist

1991 - Big West Coach of the Year

2017 - Mountain West Coach of the Year

- AFCA Region-5 Coach of the Year

- George Munger Collegiate Coach of the Year Semifinalist

- Eddie Robinson Coach of the Year Finalist

2018 - Eddie Robinson Coach of the Year Finalist

- Paul "Bear" Bryant Coach of the Year Finalist

THREE-TIME FIRST-TEAM ALL-CONFERENCE SELECTIONS

Name	Pos	Years	Conference
Bob Burgess	C	1939-40-41	All-Coast
Dean Philpott	FB	1955-56-57	All-Coast
Dale Messer	HB	1958-59-60	All-Coast & CCAA
Doug Brown	G	1959-60-61	All-Coast & CCAA
J.R. Williams	C	1960-61-62	CCAA
Barry Belli	K	1985-86-87	PCAA
Marquez Pope	S	1989-90-91	Big West
Jesse Hardwick	OT	1990-91-92	Big West ('90-91), WAC ('92)
Alan Harper	DT	1999-00-01	WAC
Kevin Goessling	K	2009-10-11	WAC
Derron Smith	S	2012-13-14	Mountain West



FIRST-TEAM ALL-CONFERENCE SELECTIONS

FIRST-TEAM ALL-COAST

1939	Bob Burgess, C
1940	Bob Burgess, C
1941	Bob Burgess, C Jim Molich, E
1951	Nick Dokoozlian, FB
1952	Ledio Fanucchi, T Larry Willoughby, FB Willard Whitaker, G
1954	Lyman Erlich, T Willard Whitaker, G
1955	Dean Philpott, FB Darryl Rogers, E Alan Kirchoff, T
1956	Dean Philpott, FB Don Kloppenburg, C
1957	Dean Philpott, FB Don Kloppenburg, C
1958	Dale Messer, HB Fred Raco, E
1959	Dale Messer, HB Doug Brown, C
1960	Dale Messer, HB Doug Brown, C
1961	Jon Anabo, QB Doug Brown, C Jay Buckert, E Bill Kendrick, HB
1962	Jon Anabo, QB Jan Barrett, E Monte Day, T J.R. Williams, C Beau Carter, QB
1963	Beau Carter, QB
1964	Jim Long, TB Paul Warkentin, C
1966	Mike Freeman, DB Sylvester Greenwood, G
1968	Hank Corda, G John Stahl, T
1975	Calvin Young, TE (2nd)
1977	Chuck Shearn, OG Simon Peterson, DE
1981	Steve Cordle, SS
1982	Henry Ellard, SE
1983	Larry Willis, SE
1984	Larry Willis, SE Ron Cross, FS (2nd, UPI)
1985	Kevin Sweeney, QB (1st, UPI) Mike Mancini, P (1st, UPI) Barry Grove, OG (2nd, UPI)
1986	Stephen Baker, SE (1st, UPI) Kevin Sweeney, QB (2nd, UPI) Gene Taylor, FL (2nd, UPI) James Williams, TB (2nd, UPI) Greg Ramsey, DE (2nd, UPI)
1987	Jethro Franklin, DE (1st, UPI) Barry Belli, K (2nd, UPI)
1988	Tracy Rogers, LB (1st, UPI) Tony Harris, SS (1st, UPI)
1989	Ron Cox, ROV (1st, UPI) James Williams, CB (1st, UPI)

FIRST-TEAM ALL-CCAA

1946	Bob Hoffman, T Jean Lamour, G
1947	Bob Hoffman, T Millard Mitchell, T
1949	Dick Biama, HB
1950	Chuck Toy, E Johnny Morse, HB/DB Gordon Leavitt, DG

1953	Bill Raine, E Willard Whitaker, G
1954	Lyman Erlich, T Duke Snider, HB Don Driscoll, HB
1955	No team selected
1956	Allan Kerchoff, T Bill Harvey, T Nick Brown, C Don Kloppenburg, C Dean Philpott, FB L.C. Taylor, HB
1957	George Van Zant, E Nick Brown, T Don Kloppenburg, C
1958	Dale Messer, HB
1959	Dale Messer, HB Jack Mattox, T Doug Brown, G
1960	Dale Messer, HB Sonny Bishop, T Doug Brown, G J.R. Williams, C John Webster, C Bob Van Galder, QB Larry Iwasaki, HB
1961	Monte Day, T Doug Brown, G J.R. Williams, C Sonny Bishop, T Bill Kendrick, HB
1962	Larry Fogelstrom, E Monte Day, T J.R. Williams, C Jon Anabo, QB
1963	Beau Carter, QB Jan Farris, E
1964	Paul Warkentin, C Dave Plump, HB
1965	Bill Wilsey, G Walt Yarborough, DB Dave Plump, HB
1966	Sylvester Greenwood, DE Terry Pitts, G Gary Cohagan, DT Dick Lowe, DG
1967	John Stahl, T Danny Robinson, QB Mike Freeman, DB
1968	Tom McCall, LB Mike Flores, FB John Stahl, T Hank Corda, G Erv Hunt, DB Tony Welch, T Ron Remington, DT

FIRST-TEAM ALL-PCAA

1969	Tom Flanagan, LB Jack Erdman, DB
1970	Tom Flanagan, LB Gary Boreham, WR Carl Ray Harris, DB Cleo McCutcheon, T Steve Verry, G
1971	Gary Weaver, LB Dwayne Crump, DB Steve Verry, G
1972	Gary Weaver, LB Dwayne Crump, DB Phil Borjas, DB Pat Plummer, T Craig Holworthy, P Dwayne Westphal, DT

1973	Craig Holworthy, P Dwayne Westphal, DT
1974	Calvin Young, TE Alvaro Garcia, K Greg Anderson, OT
1975	Calvin Lane, DB Dan Johnson, LB
1976	Simon Peterson, DT Curtis Minor, DB Vince Petrucci, K
1977	Simon Peterson, DT Curtis Minor, DB Bob Glazebrook, DB Willy Robinson, DB Larry Fister, DT Vince Petrucci, K Dean Jones, QB Dave Applegate, G Steve Franklin, RB Tony Jackson, WR Rick Stannard, OT Chuck Shearn, OG Steve Shearn, C
1978	Gary Hayes, DB
1979	Gary Hayes, DB Pat Palumbo, G
1980	Anthony Washington, CB Joe Becker, OT
1981	Steve Cordle, SS Scott Darrow, K Steve Houston, OG Ted Torosian, FB Henry Ellard, SE
1982	Henry Ellard, SE Jeff Tedford, QB Scott Darrow, K Ed Carter, OT Mike Forrest, OG John Blackstill, C Kevin Jones, DE Matt McKnight, FS
1983	Larry Willis, SE
1984	Larry Willis, SE Ron Cross, FS Chris Pacheco, NG
1985	Kevin Sweeney, QB James Williams, TB Stephen Baker, SE Barry Belli, K Michael Stewart, SS Mike Mancini, P Chris Pacheco, NG Anthony Dollahide, CB David Lerma, OT Barry Grove, OG
1986	Kevin Sweeney, QB Stephen Baker, WR/Ret. Barry Belli, K Jethro Franklin, DE Michael Stewart, SS Mike Chuhlantseff, OG Mike Withycombe, OT Cliff Hannemann, LB David Grayson, LB
1987	Jethro Franklin, DE Barry Belli, K Mike Withycombe, OT Ron Jenkins, FL Rod Webster, SS Tracy Rogers, LB Brock Smith, SE Fred Wilburn, CB



FIRST-TEAM ALL-CONFERENCE SELECTIONS

FIRST-TEAM ALL-BIG WEST	
1988	Tracy Rogers, LB Tony Harris, SS Chuck McCutchen, NG Ron Cox, LB James Williams, CB Jeff Skidmore, OG Kelly Skipper, TB Craig Jones, TE <u>Jeff Truschel, OT</u>
1989	Ron Cox, ROV Dwight Pickens, WR/PR Mike Foust, OT Paul Vial, OG Rich Bartlewski, TE Aaron Craver, RB Lance Oberparleiter, P Terry Cook, DL James Williams, CB <u>Marquez Pope, S</u>
1990	Marquez Pope, FS Nick Ruggeroli, DE Taylor Cooper, CB Tony Brown, CB Jesse Hardwick, OT Melvin Johnson, OG Aaron Craver, TB
1991	Mark Barsotti, QB Marquez Pope, FS Kelvin Means, SE Jesse Hardwick, OT Lorenzo Neal, FB Ron Rivers, TB Derek Mahoney, PK Judd Foell, DE Zack Rix, DL Darren Boyer, LB Jeff Thiesen, LB Tony Brown, CB Melvin Johnson, OG

FIRST-TEAM ALL-WAC	
1992	Trent Dilfer, QB Zack Rix, NG <u>Jesse Hardwick, OT</u>
1993	Trent Dilfer, QB Ron Rivers, TB Jason James, C Derek Mahoney, PK <u>James Burton, CB</u>
1994	David Dunn, RS <u>Charlie Jones, WR</u>
1995	<u>Charlie Jones, WR</u>
1996	A.J. Gass, LB Gary Osmundson, C Brian Roberson, WR Bryan Robinson, DT <u>Omar Stoutmire, SS</u>
1997	Michael Pittman, TB Chris Conrad, OT <u>A.J. Gass, LB</u>
1998	Jaime Kimbrough, TB Ken Foersch, OL Tim Skipper, LB <u>Jeff Roberts, P</u>
1999	Jeff Hanna, K Alan Harper, DT Orlando Huff, LB Anthony Limbrick, FS Billy Volek, QB Rodney Wright, WR

2000	Vernon Fox, FS Alan Harper, DT <u>Orlando Huff, LB</u>
2001	Asen Asparuhov, K Bernard Berrian, WR Nick Burley, DE David Carr, QB Vernon Fox, S Alan Harper, DT Jason Simpson, P <u>Mike Stovall, C</u>
2002	Asen Asparuhov, PK Nick Burley, DE Jason Stewart, NT Cameron Worrell, FS <u>Joe Schev, RT</u>
2003	Bernard Berrian, WR/Returner James Sanders, SS <u>Bryce McGill, LB</u>
2004	Logan Mankins, OT Garrett McIntyre, DT James Sanders, SS <u>Ryan Wendell, OG</u>
2005	Paul Pinegar, QB Paul Williams, WR Adam Jennings, RS Kyle Young, C Dartangon Shack, LT Wendell Mathis, RB Garrett McIntyre, DT Tyrone Culver, FS
2006	Chris Denman, OT <u>Dwayne Andrews, LB</u>
2007	Marcus Riley, LB Ryan Wendell, C Bear Pascoe, TE <u>Tyler Clutts, DE</u>
2008	<u>Bobby Lepori, LT</u>
2009	Chris Carter, DL Kevin Goessling, K Andrew Jackson, OL Ben Jacobs, LB Ryan Mathews, RB Robert Malone, P
2010	Chris Carter, DL Kevin Goessling, K Logan Harrell, DL Ben Jacobs, LB <u>Kenny Wiggins, OL</u>
2011	Travis Brown, LB Kevin Goessling, K Logan Harrell, DT Bryce Harris, OT Robbie Rouse, RB <u>Jalen Saunders, WR</u>
FIRST-TEAM ALL-MOUNTAIN WEST	
2012	Davante Adams, WR Derek Carr, QB Tyeler Davison, NG Robbie Rouse, RB Derron Smith, FS Phillip Thomas, SS <u>Austin Wentworth, OL</u>
2013	Davante Adams, WR Derek Carr, QB Derron Smith, FS <u>Austin Wentworth, OL</u>
2014	Tyeler Davison, NG Josh Harper, WR Derron Smith, FS
2017	Jeff Allison, LB

2018	Jeff Allison, LB Christian Cronk, OL Tank Kelly, DB <u>Mykal Walker, DL</u>
2019	Justin Rice, LB <u>Mykal Walker, LB</u>
2020	<u>Ronnie Rivers, RB</u>
2021	Alex Akingbulu, OL Evan Williams, DB

SECOND TEAM ALL-WAC	
1992	Lorenzo Neal, RB Malcolm Seabron, WR Wendell Valentine, LB <u>Sam Watson, DB</u>
1993	Brad Bell, DL Ron Collins, OL <u>Ron Papazian, LB</u>
1994	Jason James, OL Johann Lyssand, PK Jerome Oliver, RB Ron Papazian
1995	Jahine Arnold, WR Omar Stoutmire, DB
1996	Michael Pittman, RB Brian Roberson, RS Rio Wells, DB
1997	Jeff Hanna, PK Andrew Jones, DL
1998	Cory Hall, DB Jerry Lemon, DL
1999	Rob Gatrell, OL Tim Skipper, LB Charles Smith, ST
2000	Bernard Berrian, WR David Carr, QB Kevin Jordan, OL Thabiti Lockhart, DL Dante Marsh, DB <u>Tim Skipper, LB</u>
2001	Devon Banks, DB Paris Gaines, RB Maurice Rodriguez, LB Fitu Tu'ua, OL <u>Rodney Wright, WR</u>
2002	Marque Davis, WR Rodney Davis, RB Bryce McGill, LB Rodney Michael, OL <u>Jason Simpson, P</u>
2003	Garrett McIntyre, DL Brian Morris, DL Dartagnon Shack, OL Brett Visintainer, PK
2004	Richard Marshall, DB Bryson Sumlin, RB <u>Kyle Young, OL</u>
2005	Dwayne Andrews, LB Richard Marshall, DB <u>Marcus McCauley, DB</u>
2006	Tyler Clutts, DL Josh Sherley, DB <u>Dwayne Wright, RB</u>
2007	<u>A.J. Jefferson, ST</u>
2008	Chris Carter, LB Moses Harris, DB Andrew Jackson, OL Ben Jacobs, LB Bear Pascoe, TE
2009	Seyi Ajiro, WR Lorne Bell, DB Moses Harris, DB



ACADEMIC ALL-AMERICANS



'99 Payton Williams
DB
Second-Team



'09 Andrew Jackson
OL
First-Team



'09 Robert Malone, P
Second-Team



'10 Vince Pascoe, FB
Second-Team



'13 Derek Carr,
QB
Second-Team



'15 Justin Northern OL
Second-Team



'16 Jacob Vazquez OL
Second-Team

OTHER ACADEMIC AWARDS



Derek Carr (above) being honored at the 2013 National Football Foundation Annual Awards Dinner at the Waldorf Astoria in New York City. Carr is one of three players in school history to be named a NFF National Scholar-Athlete and be a finalist for the William V. Campbell trophy, otherwise known as the Academic Heisman.

NFF WILLIAM V. CAMPBELL TROPHY (Academic Heisman)
2001 Vernon Fox (finalist)
2009 Moses Harris (finalist)
2013 Derek Carr (finalist)
 Note: All three were named NFF National Scholar-Athletes

NFF HAMPSHIRE HONOR SOCIETY
2007 Joseph Fernandez
2008 Clint Stitser
2009 Tom Brandstater
2010 Moses Harris
2011 Lorne Bell
 Andrew Jackson
 Ben Jacobs
 Vince Pascoe

2013 Shawn Plummer
 Andrew Shapiro
2014 Lars Bramer
 Derek Carr
2015 Riley Barnes
 Darryl Cash
 Brandon Connette
 Adam DeCosta
2016 Bo Bonnheim
 Dylan Detwiler
 Malique Micenheimer
 Justin Northern
 Kyrian Obidiegwu
 Garrett Swanson

2017 Brandon Hughes
 Zach Kline
 Jacob Vazquez
 Justin Verrell
2018 Johnny Johnson Jr.
 David Patterson
2019 Logan Hughes
 Marcus mcMaryion
 Kyle Riddering
 Trent Soechting
 David Tangipa
2020 Blake Cusick
 Dorrzel Hicks
 Cody Pound
2022 Alex Akingbulu
 Tyson Maeva
 Juan Rodriguez
 Matt Smith

FRESNO STATE PRESIDENT'S MEDAL
(the highest honor give to a graduating student)
2006 Kevin Cooper

CoSIDA ACADEMIC ALL-DISTRICT
2008 Moses Harris
 Andrew Jackson
 Vince Pascoe
2009 Kevin Goessling
 Moses Harris
 Andrew Jackson
 Robert Malone
 Vince Pascoe

2010 Andrew Jackson
 Ben Jacobs
 Vince Pascoe
2011 Bryce Harris
 Zak Hill
2012 Derek Carr
2013 Derek Carr
 Justin Northern
2014 Justin Northern
2016 Jacob Vazquez
2019 Matt Smith
2021 Evan Williams

ACADEMIC ALL-WAC
1992 Trent Dilfer
 Christopher Williams
1993 Chris Burk
 Trent Dilfer
1994 Chris Burk
 Warren Fortier
 Lance Thomas
1995 Scott Mueller
 Warren Fortier
1996 Warren Fortier
1997 Lawrence Deck
 Warren Fortier
 Jeffery Hanna
 David Shabaglian
 Payton Williams
1998 Jeremy Blackwell
 Lawrence Deck
 Ken Foersch
 Vernon Fox
 Jeffery Mahanke
 Payton Williams
1999 Jeremy Blackwell
 Giachino Chiamonte
 Lawrence Deck
 Patrick Fanene
 Matthew Fisher
 Vernon Fox
 Jeffery Hanna
 Timothy Osborn
 Payton Williams
 Juan Bautista
 Giachino Chiamonte
 Lawrence Deck
 Patrick Fanene
 Matthew Fisher
 Vernon Fox
 Timothy Osborn
 David Shabaglian
 Joe Schey
 Juan Bautista

2002 Patrick Fanene
 Vernon Fox
 Kevin Murphy
 Timothy Osborn
 Nathan Ray
 David Shabaglian
 Joe Schey
 Steven Spach
 Jaskaran Bains
 Juan Bautista
 Lanell Culver
2003 Kyle Goodman
 Jermaine Jamison
 Adam Jennings
 Garrett McIntyre
 Kevin Murphy
 Nathan Ray
 Doug Roush
 Stephen Spach
 Matthew Stevenson
 Jordan Christensen
 Tyrone Culver
 Jaron Fairman
 Joe Fernandez
 Kyle Goodman
 Nate Ray
 Josh Sherley
 Stephen Spach
2004 Jordan Christensen
 Kevin Cooper
 Tyrone Culver
 Joe Fernandez
 Kyle Goodman
 Garrett McIntyre
 Stephen Spach
 Matt Stevenson
2005 Jordan Christensen
 Kevin Ciccone
 tyrone Culver
 Shannon Dorsey
 Joe Fernandez
 Kyle Goodman
 Jason Huss
 Ikenna Ike
 Jacob Jorde
 Garrett McIntyre
 Ryan McKinley
 Kyle Richard
 Clint Stitser
 Bryson Sumlin
 Ryan Wendell
 Nathan Adams
 Tom Brandstater
 Jordan Christensen
 Shannon Dorsey

2006 Jason Fairman
 Joe Fernandez
 Anthony Harding
 Moses Harris
 Ikenna Ike
 Ryan Machado
 Ryan McKinley
 Josh Sherley
 Clint Stitser
 Ryan Wendell
 Nathan Adams
 Lorne Bell
 Kenny Borg
 Tom Brandstater
 Anthony Harding
 Moses Harris
 Ikenna Ike
 Andrew Jackson
 Ben Jacobs
 Andrew Lubinsky
 Robert Malone
 Francisco Manquero
 Pierce Masse
 Ryan McKinley
 Darren Newborn
 Vincent Pascoe
 Clint Stitser
 Ryan Wendell
 Devon Wylie
 Tom Brandstater
 Kevin Goessling
 Anthony Harding
 Bryce Harris
 Moses Harris
 Zak Hill
 Andrew Jackson
 Ben Jacobs
 Drew Lubinsky
 Robert Malone
 Darren Newborn
 Vince Pascoe
 Shawn Plummer
 Bobby Shepard
 Lorne Bell
 Ryan Colburn
 Kevin Goessling
 Anthony Harding
 Bryce Harris
 Moses Harris
 Zak Hill
 Andrew Jackson
 Ben Jacobs
 Robert Malone
 Frank Manquero
 Sonny McCree

2007 Jason Fairman
 Joe Fernandez
 Anthony Harding
 Moses Harris
 Ikenna Ike
 Ryan Machado
 Ryan McKinley
 Josh Sherley
 Clint Stitser
 Ryan Wendell
 Nathan Adams
 Lorne Bell
 Kenny Borg
 Tom Brandstater
 Anthony Harding
 Moses Harris
 Ikenna Ike
 Andrew Jackson
 Ben Jacobs
 Andrew Lubinsky
 Robert Malone
 Francisco Manquero
 Pierce Masse
 Ryan McKinley
 Darren Newborn
 Vincent Pascoe
 Clint Stitser
 Ryan Wendell
 Devon Wylie
 Tom Brandstater
 Kevin Goessling
 Anthony Harding
 Bryce Harris
 Moses Harris
 Zak Hill
 Andrew Jackson
 Ben Jacobs
 Drew Lubinsky
 Robert Malone
 Darren Newborn
 Vince Pascoe
 Shawn Plummer
 Bobby Shepard
 Lorne Bell
 Ryan Colburn
 Kevin Goessling
 Anthony Harding
 Bryce Harris
 Moses Harris
 Zak Hill
 Andrew Jackson
 Ben Jacobs
 Robert Malone
 Frank Manquero
 Sonny McCree

2008 Tom Brandstater
 Kevin Goessling
 Anthony Harding
 Bryce Harris
 Moses Harris
 Zak Hill
 Andrew Jackson
 Ben Jacobs
 Drew Lubinsky
 Robert Malone
 Darren Newborn
 Vince Pascoe
 Shawn Plummer
 Bobby Shepard
 Lorne Bell
 Ryan Colburn
 Kevin Goessling
 Anthony Harding
 Bryce Harris
 Moses Harris
 Zak Hill
 Andrew Jackson
 Ben Jacobs
 Robert Malone
 Frank Manquero
 Sonny McCree

RETIRED JERSEYS



DEREK CARR (2009-13)

On September 2, 2017, the Bulldogs' all-time leading passer, Derek Carr (2009-13), saw his No. 4 jersey retired during a halftime ceremony. It was the seventh retired jersey in the history of the program. The two-time Mountain West Offensive Player of the Year (2012-13) and two-time All-American (2012-13) established 27 new school and 21 Mountain West records in his career at Fresno State. He was a three-year starter who

4

helped the Bulldogs win back-to-back Mountain West championships in his final two seasons, which included an 11-2 campaign his senior year that matched the school record for wins in a season and rose the team to as high as No. 13 in the national rankings. Carr led the nation in 2013 in total offense (5,199), total passing yards (5,082), passing yards per game (390.9), passing touchdowns (50) completions per game (34.85), touchdowns responsible for (52), total points responsible for (302) and points responsible for per game (24.2). Additionally, he was responsible for 44 more touchdowns than he was turnovers in 2013, a figure that led all FBS players by four. Carr went on to receive the 2013 Sammy Baugh Award, which goes to the nation's top passer.




DAVID CARR (1997-01)

David Carr had his jersey retired on September 1, 2007. During his senior season, he guided the Bulldogs to an 11-3 record, tying the school record for most wins in a season. Fresno State opened the 2001 season with wins over three nationally ranked opponents, No. 23 Colorado and No. 18 Wisconsin, both on the road, and a commanding 44-24 win over No. 10 Oregon State in Bulldog Stadium. That game was played in front of a then-record crowd of 42,410. In his final game, Carr set a bowl record with 531 passing yards while throwing four touchdowns. He

8

won the Johnny Unitas Golden Arm Award and the Pop Warner Award, which is presented annually to the best college football player on the west coast. He finished fifth in the balloting for the Heisman Trophy. For his career, 1997-2001, Carr completed 344-of-533 passes for 7,849 yards and 70 touchdowns. When he left, he held Bulldog passing records for most touchdowns in a career (70), passing yards in a season (4,839), touchdowns in a season (46) and total offensive yards in a season (4,906). Carr was selected as the No. 1 overall NFL pick by the expansion Houston Texans, becoming the first player from a non-BCS conference in 30 years to be selected as the top overall pick.



KEVIN SWEENEY (1983-86)

Sweeney finished his four-year career in 1986 as the all-time leading passer in NCAA history (10,808 yards) at the time, breaking the previous mark of 10,579, set from 1981-84 by former Boston College quarterback Doug Flutie. A four-year starter at quarterback, Sweeney set or tied a total of 30 school, conference and NCAA records. His 30 200-yard passing games tied an NCAA mark. By finishing ninth in the Heisman Trophy balloting in 1986, Sweeney became the highest finisher in league history for that prestigious honor. He finished runner-up in balloting for the Davey O'Brien National Quarterback of the Year Award.

9




TRENT DILFER (1991-93)

He was honored because he led the Bulldogs to two of their most prestigious bowl games ever, the 1992 Freedom Bowl, a memorable 24-7 victory over USC, and the 1993 Aloha Bowl. He ranks sixth in school history in both passing yards with 7,631 and total offense with 7,785 yards.

When he left school, he held single-season school records for passing yards (3,799) and touchdowns (30). At the time his 523 passing yards in the 1993 Aloha Bowl were the most ever by a quarterback in a bowl game. As a junior, Dilfer earned WAC Offensive Player of the Year honors and set an NCAA record for consecutive passes without an interception (271) that lasted until 2007. A first-round pick of the Tampa Bay Buccaneers, Dilfer guided the Baltimore Ravens to a win over the New York Giants in Super Bowl XXXII.

12


RETIRED JERSEYS



VINCE PETRUCCI (1976-78)

Petrucci, a side-winding placekicker from Fresno's Hoover High School, was a two-time All-PCAA pick at Fresno State. Petrucci connected on 88 consecutive PAT attempts to rank second on the NCAA list. His 88 consecutive conversions at the time trailed only Uwe von Schamann of the University of Oklahoma, who connected on an NCAA record 102 PATs in a row. As a junior, Petrucci was a second-team All-Coast selection by both AP and UPI. During his career at Fresno State, Petrucci converted 101-of-103 PAT attempts and 25-of-42 field goal attempts. He scored a total of 176 points, at the time the best total ever for a Fresno State kicker and the third-highest scoring total in school history. He had a career-best 51-yard field goal against Cal State Fullerton.

14



DALE MESSER (1958-60)

Messer, a 1960 graduate, was a 170-pounder from Lemoore, Calif., and had 9.9 (100 yards) speed as a halfback. He not only carried the ball, but he punted and handled placekicking chores as well. A three-time all-conference pick, Messer led the Bulldogs in rushing (811 yards), receiving (30 catches), scoring (108 points), punt returns and kickoff returns his senior year. He also returned three passing interceptions for 28 yards, punted for a 34.6 average and was 3-for-6 in the passing department with two touchdowns. Messer's rushing total was even more impressive when you consider that as a team Fresno State ranked third in the nation in passing offense (1,947 yards). A two-time All-America selection, Messer played in the East-West Shrine game in San Francisco and was a three-time All-Coast honoree. He later played for the San Francisco 49ers (1961-65) after rushing for nearly 2,000 yards, scoring 31 touchdowns and leading Fresno State to three straight conference titles.


21



LORENZO NEAL (1990-92)

Neal, a native of Lemoore, Calif. and former Bulldog all-american running back and four-time NFL Pro Bowl selection, left his mark on the Fresno State Football record books, sitting Top 10 in Fresno State history in career rushing yards (No. 9 - 2,405 yards), career rushing attempts (No. 10 - 487), career rushing touchdowns (No. 9 - 27), and career pass receptions by a running back (No. 8 - 59). He left Fresno State as a 1992 All-American and Freedom Bowl MVP. Neal also had a pair of all-conference honors in his time as a Bulldog, earning first team All-Big West (1991) and second team All-WAC (1992) honors. He was selected to the East West Shrine Bowl, Japan Bowl, and Hula Bowl in his time as a 'Dog. Additionally, Neal competed for the Fresno State wrestling program and achieved all-american honors in 1992. Neal was a fourth round NFL Draft pick to the New Orleans Saints in the 1993 draft. He would go on to have a prolific professional career, having played 16 seasons in the NFL. Considered one of the best blocking fullbacks in NFL history, he was a four-time Pro Bowl selection and a three-time All-Pro honoree. Neal was named a Modern-Era nominee for the Pro Football Hall of Fame's Class of 2021. Neal's jersey was officially retired on Oct. 23, 2021.

22



HENRY ELLARD (1979-82)

Ellard broke nearly every Fresno State pass receiving record in 1982 in addition to setting an NCAA record with 1,510 receiving yards that season. The 1982 co-Offensive Player of the Year in the PCAA, Ellard caught 62 passes, including 15 for touchdowns. He established a conference career record with 2,947 receiving yards and tied a conference mark with 25 career touchdowns. He was named second-team All-America by Associated Press and was a second round draft choice of the Los Angeles Rams.

83


NFL DRAFT CONNECTION




QB David Carr
No. 1 overall - 2002
Houston Texans



QB Trent Dilfer
No. 6 overall - 1994
Tampa Bay Buccaneers



RB Ryan Mathews
No. 12 overall - 2010
San Diego Chargers



CB J.D. Williams
No. 16 overall - 1990
Buffalo Bills



OG Logan Mankins
No. 32 overall - 2005
New England



YEAR	ROUND (PICK)	PLAYER, POSITION	TEAM
2022	5th (167)	DaRon Bland, CB	Dallas Cowboys
2021	--	none	--
2020	4th (119)	Mykal Walker, LB	Atlanta Falcons
2020	6th (181)	Netane Muti, OG	Denver Broncos
2019	6th (174)	KeeSean Johnson, WR	Arizona Cardinals
2018	--	none	--
2017	--	none	--
2016	--	none	--
2015	5th (154)	Tyler Davison, NG	New Orleans Saints
	6th (197)	Derron Smith, S	Cincinnati Bengals
	6th (215)	Cody Wichmann, OG	St. Louis Rams
2014	2nd (56)	Derek Carr, QB	Oakland Raiders
	2nd (33)	Davante Adams, WR	Green Bay Packers
2013	4th (119)	Phillip Thomas, S	Washington Redskins
2012	4th (107)	Devon Wylie, WR	Kansas City Chiefs
2011	5th (162)	Chris Carter, DL	Pittsburgh Steelers
	7th (210)	Andrew Jackson, OL	Atlanta Falcons
2010	1ST (12)	RYAN MATHEWS, RB	SAN DIEGO CHARGERS
2009	6th (174)	Tom Brandstater, QB	Denver Broncos
	6th (184)	Bear Pascoe, TE	San Francisco 49ers
2008	5th (145)	Jason Shirley, DT	Cincinnati Bengals
2007	3rd (72)	Marcus McCauley, CB	Minnesota Vikings
	3rd (78)	Paul Williams, WR	Tennessee Titans
	4th (111)	Dwayne Wright, RB	Buffalo Bills
	7th (214)	Chris Denman, OT	Tampa Bay Buccaneers
2006	2nd (58)	Richard Marshall, CB	Carolina Panthers
	6th (184)	Adam Jennings, WR	Atlanta Falcons
	6th (185)	Tyrone Culver, FS	Green Bay Packers
2005	1ST (32)	LOGAN MANKINS, OG	NEW ENGLAND PATRIOTS
	4th (133)	James Sanders, SS	New England Patriots
2004	3rd (78)	Bernard Berrian, WR	Chicago Bears
2003	3rd (83)	Sam Williams, LB	Oakland Raiders
2002	1ST (1)	DAVID CARR, QB	HOUSTON TEXANS
	4th (121)	Alan Harper, DT	New York Jets
	7th (221)	Maurice Rodriguez, LB	Kansas City Chiefs
	7th (249)	Rodney Wright, WR	Buffalo Bills
2001	4th (104)	Orlando Huff, LB	Seattle Seahawks
2000	--	none	--
1999	3rd (65)	Cory Hall, S	Cincinnati Bengals
1998	3rd (66)	Chris Conrad, OT	Pittsburgh Steelers
	4th (95)	Michael Pittman, RB	Arizona Cardinals
1997	7th (222)	Chris Bayne, S	Atlanta Falcons
	7th (224)	Omar Stoutmire, CB	Dallas Cowboys
1996	3rd (91)	Reggie Brown, FB	Seattle Seahawks
	4th (114)	Charlie Jones, WR	San Diego Chargers
	4th (132)	Jahine Arnold, WR	Pittsburgh Steelers
1995	5th (139)	David Dunn, WR	Cincinnati Bengals
1994	1ST (6)	TRENT DILFER, QB	TAMPA BAY BUCCANEERS
	3rd (68)	Tyodus Winans, WR	Washington Redskins
	3rd (101)	Malcolm Floyd, WR	Houston Oilers
	5th (151)	James Burton, CB	Kansas City Chiefs
	6th (185)	Anthony Daigle, TB	Kansas City Chiefs
1993	4th (89)	Lorenzo Neal, FB	New Orleans Saints
1992	2nd (33)	Marquez Pope, FS	San Diego Chargers
	5th (135)	Tony Brown, CB	Houston Oilers
	11th (296)	Mark Barsotti, QB	Miami Dolphins
1991	3rd (60)	Aaron Craver, RB	Miami Dolphins
1990	1ST (16)	J.D. WILLIAMS, CB	BUFFALO BILLS
	2nd (33)	Ron Cox, LB	Chicago Bears
	8th (220)	Dwight Pickens, FL	San Francisco 49ers
	9th (224)	Terry Cook, DE	Tampa Bay Buccaneers
	11th (304)	Myron Jones, FB	Los Angeles Raiders
1989	7th (190)	Tracy Rogers, LB	Houston Oilers
1988	5th (119)	Mike Withycombe, OT	New York Jets
	11th (291)	Keith McCoy, CB	Phoenix Cardinals
	11th (298)	Jethro Franklin, DE	Houston Oilers
1987	3rd (84)	Stephen Baker, SE	New York Giants
	6th (163)	Gene Taylor, FL	New England Patriots

YEAR	ROUND (PICK)	PLAYER, POSITION	TEAM
1987	7th (180)	Kevin Sweeney, QB	Dallas Cowboys
	8th (213)	Michael Stewart, SS	Los Angeles Rams
	8th (217)	David Grayson, LB	San Francisco 49ers
1986	--	none	--
1985	--	none	--
1984	10th (260)	Derrick Franklin, DB	Atlanta Falcons
1983	2nd (32)	Henry Ellard, WR	Los Angeles Rams
1982	9th (224)	Tony Woodruff, WR	Philadelphia Eagles
	12th (334)	Tim Washington, CB	San Francisco 49ers
1981	2nd (44)	Anthony Washington, CB	Pittsburgh Steelers
1980	--	none	--
1979	11th (281)	Bob Rippentrop, TE	Tampa Bay Buccaneers
	11th (282)	Mike Mince, DB	New York Giants
1978	11th (291)	Dean Jones, QB	Oakland Raiders
	11th (304)	Bob Glazebrook, DB	Oakland Raiders
1977	--	none	--
1976	6th (178)	Calvin Lane, DB	San Diego Chargers
	14th (397)	Calvin Young, TE	Oakland Raiders
1975	--	none	--
1974	--	none	--
1973	6th (137)	Dwayne Crump, DB	St. Louis Cardinals
	7th (179)	Gary Weaver, LB	Oakland Raiders
1972	--	none	--
1971	--	none	--
1970	6th (145)	Ervin Hunt, DB	Green Bay Packers
1969	16th (407)	John Stahl, G	Detroit Lions
1968	4th (89)	Mike Freeman, DB	Minnesota Vikings
	4th (95)	Len McNeil, OG	Pittsburgh Steelers
1967	10th (246)	Bill Wilesey, LB	Pittsburgh Steelers
	14th (356)	Walt Richardson, DT	Los Angeles Rams
1966	--	none	--
1965	12th (156)	Dave Plump, DB	San Francisco 49ers
1964	12th (155)	Jim Long, B	San Francisco 49ers
1963	6th (84)	Jan Barrett, E	Green Bay Packers
	9th (118)	Monte Day, T	Chicago Bears
	13th (174)	Paul Wicker, T	Dallas Cowboys
	19th (266)	Herman Hamp, B	Green Bay Packers
	23rd (177)	Jon Anabo, QB	Oakland Raiders
1962	10th (138)	J.R. Williams, C	New York Giants
	11th (188)	Sonny Bishop, G	San Diego Chargers
1961	7th (52)	Dale Messer, HB	San Francisco 49ers
1960	12th (134)	Doug Brown, DT	Los Angeles Rams
1959	--	none	--
1958	11th (122)	Dean Philpott, FB	Chicago Cardinals
1957	10th (120)	Bill Murphy, E	Chicago Bears
	24th (280)	Darryl Rogers, B	Los Angeles Rams
	27th (324)	Nick Brown, G	Chicago Bears
1956	--	none	--
1955	--	none	--
1954	22nd (254)	Ledio Fanucchi, T	Chicago Cardinals
1953	23rd (276)	Larry Willoughby, B	Los Angeles Rams
1952	--	none	--
1951	--	none	--
1950	23rd (295)	Bill Montgomery, B	Chicago Cardinals
1949	--	none	--
1948	--	none	--
1947	7th (57)	Louie Futrell, B	Boston Yanks
	22nd (197)	Gene Lamoure, G	Boston Yanks
1946	--	none	--
1945	--	none	--
1944	6th (50)	Jackie Fellows, B	Washington Redskins
	15th (145)	Jim Molich, E	Detroit Lions
	22nd (224)	Roy Renfro, G	New York Giants
1943	--	none	--
1942	--	none	--
1941	15th (139)	Jack Mulkey, E	Chicago Bears

ALL-TIME NFL LIST

Adams, Davante; WR Green Bay Packers, 2014-21
 Ajitrotutu, Seyi; WR Philadelphia Eagles, 2015
 San Diego Chargers, 2010, 2012-14
 Carolina Panthers, 2011
 Anabo, Jon; QB Cleveland Browns, 1963
 Arellanes, Jim; QB Seattle Seahawks, 1997
 Los Angeles Rams, 1993
 Cleveland Browns, 1994
 Arnold, Jahine; WR Pittsburgh Steelers, 1996-98
 Green Bay Packers, 1999
 Baker, Stephen; SE New York Giants, 1987-93
 Los Angeles Rams, 1993
 Cleveland Browns, 1994
 Banks, Devon; CB Chicago Bears, 2002
 Banks, Cornell; DT Baltimore, Ravens 2011
 Barrett, Jan; E Green Bay Packers, 1963
 Oakland Raiders (AFL), 1963-64
 Barsotti, Mark; QB Miami Dolphins, 1992
 Bartlewski, Rich; TE Los Angeles Raiders, 1990
 Atlanta Falcons, 1991
 Dallas Cowboys, 1992
 Bayne, Chris; DB Atlanta Falcons, 1997-98
 Belli, Barry; K Minnesota Vikings, 1988
 New England Patriots, 1989
 San Diego Chargers, 1990
 Berrian, Bernard; WR Chicago Bears, 2004-07
 Minnesota Vikings, 2008-11
 Bishop, Sonny; G San Diego Chargers (AFL), 1962
 Dallas Cowboys, 1963
 Houston Oilers, 1964-69
 Boreham, Gary; WR San Diego Chargers, 1971
 Brandstater, Tom; QB Denver Broncos, 2009-10
 Miami Dolphins, 2010-11
 Dallas Cowboys, 2011
 St. Louis Rams, 2011
 Braxton, Emery; CB Cincinnati Bengals, 1992

Brooks, Bobby; LB Oakland Raiders, 1999-01
 Jacksonville Jaguars, 2002
 Brown, Doug; T Los Angeles Rams, 1962
 Oakland Raiders (AFL), 1964
 Brown, Reggie; FB Seattle Seahawks, 1996-01
 Brown, Tony; CB Houston Oilers, 1992-94
 Seattle Seahawks, 1994-96
 Burley, Nick; DE Tennessee Titans, 2003-04
 St. Louis Rams, 2004
 Buckert, Jay; E Cleveland Browns, 1962
 Burgess, Bob; C Detroit Lions, 1942
 Burnett, Victor; DE St. Louis Cardinals, 1986
 San Francisco 49ers, 1987-88
 Burse, Isaiah; WR Denver Broncos, 2014-15
 San Diego Chargers, 2016
 Burton, James; CB Kansas City Chiefs, 1994
 Chicago Bears, 1994-97
 Carr, David; QB Houston Texans, 2002-06
 Carolina Panthers, 2007
 New York Giants, 2008-09; 11-12
 San Francisco 49ers, 2010
 Carr, Derek; QB Oakland Raiders, 2014-21
 Carr, Gary; WR Los Angeles Rams, 1982
 Carter, Beau; QB Los Angeles Rams, 1964
 Carter, Chris; LB Pittsburgh Steelers, 2011-13
 Cincinnati Bengals, 2014-15
 Baltimore Ravens/Indianapolis Colts, 2016
 Washington Redskins, 2017
 Carter, Ed; OT San Diego Chargers, 1983
 Clutts, Tyler; DE Cleveland Browns, 2011
 Chicago Bears, 2011
 Houston Texans, 2012-13
 Dallas Cowboys, 2013-15
 Colburn, Ryan; QB New Orleans Saints, 2011
 Collins, Ron; OT San Francisco 49ers, 1994
 Jacksonville Jaguars, 1995

Fernandez, Joe; WR Seattle Seahawks, 2007
 Fletcher, Lafayette; TB Kansas City Chiefs, 1984
 Floyd, Malcolm; WR Houston Oilers, 1994-97
 Fontenot, Therrian; CB Green Bay Packer, 2006
 Cleveland Browns, 2007
 Foust, Mike; OT Cincinnati Bengals, 1990
 San Francisco 49ers, 1992
 Fox, Vernon; SS San Diego Chargers, 2002-03
 Detroit Lions, 2004-06
 Washington Redskins, 2006-07
 Denver Broncos, 2008-09
 Freeman, Mike; DB Minnesota Vikings, 1968
 Franklin, Derrick; DB Atlanta Falcons, 1984
 Franklin, Jethro; DE Houston Oilers, 1988
 Seattle Seahawks, 1989-90
 Atlanta Falcons, 1969
 Frazier, Curtis; CB Cincinnati Bengals, 1968
 Gaines, Paris; RB Denver Broncos, 2002
 Gardenhire, Allen; WR Philadelphia Eagles, 1989
 Garner, Bob; RB Los Angeles Chargers, 1960
 Oakland Raiders, 1961-63
 Garzoni, Mike; HB New York Giants, 1942
 Gatrell, Rob; OG New England Patriots, 2000-02
 Gilson, Ray; DL Dallas Cowboys, 1976
 Glazebrook, Bob; DB Oakland Raiders, 1977-78
 Atlanta Falcons, 1979-83
 Glover, Clyde; DT San Francisco 49ers, 1987-89
 Buffalo Bills, 1990
 Grayson, David; LB San Francisco 49ers, 1987
 Cleveland Browns, 1987-91
 San Diego Chargers, 1992-94
 Green, Isaiah; DB Buffalo Bills, 2012
 Pittsburgh Steelers, 2012-13
 Greenwood, Sylvester; DE Los Angeles Rams, 1967
 Griffin, Courtney; DB Los Angeles Rams, 1992-94
 Hall, Cory; DB Cincinnati Bengals, 1999-02
 Atlanta Falcons, 2003-04
 Hall, Kenny; OT Denver Broncos, 1994-95
 Hamler, Jamel; WR Denver Broncos, 2011
 Handley, Dick; C Baltimore Colts, 1947
 Hannemann, Cliff; LB Los Angeles Rams, 1987
 Cleveland Browns, 1987
 Hardwick, Jesse; OT San Diego Chargers, 1993
 Harper, Alan; DT New York Jets, 2002-04
 Harrell, Logan, DT San Diego Chargers, 2012-13
 Harris, Bryce, OT New Orleans Saints, 2012-14
 Jacksonville Jaguars/Miami Dolphins, 2016
 New Orleans Saints/Detroit Lions/San Francisco 49ers, 2017
 Harris, Carl Ray; DB Dallas Cowboys, 1971
 Harris, Lee; WR Cincinnati Bengals, 1994
 Kansas City Chiefs, 1994
 Harris, Moses, SS St. Louis Rams, 2010
 Hayes, Gary; CB Green Bay Packers, 1984-86
 Henderson, Wyatt; WR Los Angeles Rams, 1980
 San Diego Chargers, 1981
 Indianapolis Colts, 1985
 Hernandez, Gary; P Dallas Cowboys, 1977
 Hooks, Delmo; LB Oakland Raiders, 1981
 Houston, Steve; OG Detroit Lions, 1982
 Huff, Orlando; LB Seattle Seahawks, 2001-04
 Arizona Cardinals, 2005-07
 Hughes, Juju; S Los Angeles Rams, 2020-21
 Hunt, Erv; RB Green Bay Packers, 1970
 Jackson, Andrew; G Atlanta Falcons, 2011
 Jacobs, Ben; LB Cleveland Browns 2011
 Carolina Panthers, 2013-18
 James, Jason; OL Miami Dolphins, 1995
 Jefferson, A.J.; CB Arizona Cardinals, 2010-11
 Minnesota Vikings, 2012
 Jenkins, Damon; CB New York Jets, 2008
 Jennings, Adam; WR Atlanta Falcons, 2006-08
 Detroit Lions, 2008-10
 Jensen, Marcel; TE Jacksonville Jaguars, 2014
 Washington Redskins, 2015
 Philadelphia Eagles, 2016
 Johnson, KeeSean, WR Arizona Cardinals, 2019-21
 Jones, Charlie; WR San Diego Chargers, 1996-99
 Jones, Dean; QB Oakland Raiders, 1978
 Jones, Myron; FB Los Angeles Raiders, 1990
 Jones, Tommy; CB Dallas Cowboys, 1994
 Karraker, Rusty; P San Francisco 49ers, 1984
 Kelley, Jack; HB New York Giants, 1946
 Kimbrough, Jaime; RB San Francisco 49ers, 1999

Conrad, Chris; OT Pittsburgh Steelers, 1998-99
 Cook, Terry; DE Tampa Bay Buccaneers, 1990
 Cordle, Steve; DB Seattle Seahawks, 1982
 Costello, Rocky; K Denver Broncos, 1984
 San Diego Chargers, 1985
 Washington Redskins, 1986
 Cotten, Glen; WR Los Angeles Rams, 1976
 Cox, Ron; LB Chicago Bears, 1990-95, 98
 Craver, Aaron; RB Miami Dolphins, 1991-94
 Denver Broncos, 1995-96
 San Diego Chargers, 1997-98
 New Orleans Saints, 1999-01
 Cross, Ron; FS Detroit Lions, 1985
 Crump, Wayne; RB St. Louis Cardinals, 1973-76
 Culver, Tyrone; S Green Bay Packers, 2006
 Miami Dolphins, 2008-12
 Daigle, Anthony; TB Kansas City Chiefs, 1994
 Pittsburgh Steelers, 1994-95
 Cincinnati Bengals, 1996
 Darrow, Scott; K Los Angeles Raiders, 1983
 Davison, Tyeler; DL New Orleans Saints, 2015-18
 Atlanta Falcons, 2019-21
 Day, Keith; WR St. Louis Cardinals, 1982
 Day, Monte; T Chicago Bears, 1964
 Denman, Chris; OT Tampa Bay Buccaneers, 2007-08
 Buffalo Bills, 2009
 Difer, Trent; QB Tampa Bay Buccaneers, 1994-99
 Baltimore Ravens, 2000
 Seattle Seahawks, 2001-05
 San Francisco 49ers, 2006-07
 Dittenbir, Eddie; FB New York Yankees (APFL), 1937
 Cincinnati Bengals, 1995-97
 Pittsburgh Steelers, 1998
 Cleveland Browns, 1999
 Oakland Raiders, 2000-01
 Dunn, Desia Arizona Cardinals, 2011
 Edwards, Demetrius; DL Dallas Cowboys, 1995
 Ellard, Henry; WR Los Angeles Rams, 1983-93
 Washington Redskins, 1994-1998
 Erdman, Jack; DB Chicago Bears, 1970
 Fanucchi, Ledio; T Chicago Cardinals, 1954
 Figueroa, Fred; FB New Orleans Saints, 1968
 Fellows, Jackie; QB New York Giants, 1946

Most Draft Picks - By Position

Position	# of Picks	Last Drafted (Round)	Team
Wide Receiver	17	2019-KeeSean Johnson (6th)	Cardinals
Offensive Line	17	2020-Netane Muti (6th)	Broncos
Running Back	14	2010-Ryan Mathews (1st)	Chargers
Defensive Line	12	2015-Tyeler Davison (5th)	Saints
Cornerback	11	2022-DaRon Bland (5th)	Cowboys
Quarterback	8	2014-Derek Carr (2nd)	Raiders
Linebacker	9	2020-Mykal Walker (4th)	Falcons
Defensive Back	8	1984-Derrick Franklin (10th)	Falcons
Safety	8	2015-Derron Smith (6th)	Bengals
Fullback	4	1996-Reggie Brown (3rd)	Seahawks
Tight End	3	2009-Bear Pascoe (6th)	49ers


Most Draft Picks - By Team

Team	# of Picks	Last	Round (Pick)
St. Louis Rams	8	2015- Cody Wichmann	6th (215)
Arizona Cardinals	7	2019-KeeSean Johnson	6th (174)
Oakland Raiders	7	2014-Derek Carr	2nd (36)
San Francisco 49ers	7	2009-Bear Pascoe	6th (184)
Pittsburgh Steelers	6	2011-Chris Carter	5th (162)
Chicago Bears	6	2004-Bernard Berrian	3rd (78)
Green Bay Packers	5	2014-Davante Adams	2nd (53)
San Diego Chargers	5	2010-Ryan Mathews	1st (12)
Tennessee Titans	5	2007-Paul Williams	3rd (78)
Atlanta Falcons	5	2020-Mykal Walker	4th (119)
Cincinnati Bengals	4	2015-Derron Smith	6th (197)
Kansas City Chiefs	4	2012-Devon Wylie	4th (107)
Tampa Bay Buccaneers	4	2007-Chris Denman	7th (214)
New York Giants	4	1987-Stephen Baker	3rd (84)
Dallas Cowboys	4	2022 - DaRon Bland	5th (167)
Washington Redskins	3	2013-Phillip Thomas	4th (119)
Buffalo Bills	3	2007-Dwayne Wright	4th (111)
New England Patriots	3	2005-Logan Mankins	1st (32)
New Orleans Saints	2	2015-Tyeler Davison	5th (154)
Minnesota Vikings	2	2007-Marcus McCauley	3rd (72)
New York Jets	2	2002-Alan Harper	4th (121)
Seattle Seahawks	2	2001-Orlando Huff	4th (104)
Miami Dolphins	2	1992-Mark Barsotti	11th (296)
Detroit Lions	2	1969-John Stahl	16th (407)
Denver Broncos	2	2020-Netane Muti	6th (181)
Carolina Panthers	1	2006-Richard Marshall	2nd (58)
Houston Texans	1	2002-David Carr	1st (1)
Philadelphia Eagles	1	1982-Tony Woodruff	9th (224)
Indianapolis Colts	1	1962-Bill Knocke	17th (233)




ALL-TIME NFL LIST


Knocke, Bill; HB.....	Green Bay Packers, 1964	New York Jets, 1997-98	Robinson, Bryan; DT.....	St. Louis Rams, 1997-98
Knox, Kyle.....	Seattle Seahawks, 2012	Tampa Bay Buccaneers, 1998	Chicago Bears, 1999-03
.....	New Orleans Saints, 2013-14	Tennessee Titans, 1999-00	Miami Dolphins, 2004
.....	Dallas Cowboys, 2015	Cincinnati Bengals, 2001-02	Cincinnati Bengals, 2005-07
Kobdush, Josh.....	San Francisco 49ers, 1999	San Diego Chargers, 2003-07	Arizona Cardinals, 2008-10
Lane, Calvin; DB.....	San Diego Chargers, 1976	Baltimore Ravens, 2008	Rodriguez, Maurice; LB.....	Kansas City Chiefs, 2002
Leonard, Louis; DT.....	St. Louis Rams, 2007	Neville, Tom; OT.....	Seattle Seahawks, 1985	St. Louis Rams, 2003
.....	Cleveland Browns, 2007-09	Green Bay Packers, 1986-88, 1992-93	Rogers, Darryl; E.....	Los Angeles Rams, 1955
.....	Carolina Panthers, 2009-10	Kansas City Chiefs, 1990	Rogers, Tracy; LB.....	Houston Oilers, 1989
.....	Denver Broncos, 2011	San Francisco 49ers, 1992-94	Kansas City Chiefs, 1990-97
Long, Jim; FB.....	San Francisco 49ers, 1964	Nicolopolus, Craig; LB.....	Philadelphia Eagles, 1982	Sams, Tierre; CB.....	Cincinnati Bengals, 2002
Lovely, Ken; RB.....	Dallas Cowboys, 1981	Novacek, Bump; TE.....	Cincinnati Bengals, 1990	Sanders, James; SS.....	New England Patriots, 2005-10
Malone, Robert; P.....	Jacksonville Jaguars, 2010-11	Buffalo Bills, 1990	Atlanta Falcons, 2011
.....	New York Jets, 2012-13	O'Leary, John; LB.....	Los Angeles Rams, 1988	Arizona Cardinals, 2012
Mancini, Mike; P.....	San Francisco 49ers, 1986	Okpalaugo, Tristan, DE.....	Minnesota Vikings, 2013	Scambray, Scott; TE.....	Seattle Seahawks, 1981
.....	Pittsburgh Steelers, 1987	Pacheco, Chris; NG.....	Los Angeles Rams, 1986	Schey, Joe; OT.....	New England Patriots, 2003
.....	Detroit Lions, 1987	Paige, Stephone; WR.....	Kansas City Chiefs, 1983-92	Scott, Da'Mari; WR.....	Cleveland Browns, 2018
Masini, Mickey; RB.....	San Francisco 49ers, 1947-48	Minnesota Vikings, 1993	New York Giants, 2019
.....	Los Angeles Rams, 1948	Papac, Nick; QB.....	Dallas Cowboys, 1961	Sherman, Ray; DB.....	Green Bay Packers, 1973
Mankins, Logan; OG.....	New England Patriots, 2005-13	Oakland Raiders, 1961	Shugart, Craig; TE.....	New England Patriots, 1985
.....	Tampa Bay Buccaneers, 2014-15	Pascoe, Bear; TE.....	San Francisco 49ers (drafted only), 2009	Shelley, Stephen; SE.....	San Diego Chargers, 1990
Marshall, Richard; CB.....	Carolina Panthers, 2006-10	New York Giants, 2009-13	Shirley, Jason; OG.....	Cincinnati Bengals, 2008
.....	Arizona Cardinals, 2011	Atlanta Falcons, 2014	Carolina Panthers, 2011
.....	Miami Dolphins, 2012	Petersen, George; LB.....	Detroit Lions, 2015	Washington Redskins 2012
.....	San Diego Chargers, 2013-14	Petrucci, Vince; K.....	Kansas City Chiefs, 1987	Smith, Brock; WR.....	Los Angeles Raiders, 1988
Mathews, Ryan; RB.....	San Diego Chargers, 2010-14	Phillips, Herbie; FB.....	Dallas Cowboys, 1979	Smith, Clifton; RB.....	Tampa Bay Buccaneers, 2008-10
.....	Philadelphia Eagles, 2015-16	Pickens, Dwight; FL.....	Dallas Cowboys, 1971	Smith, Derron; S.....	Cincinnati Bengals, 2015-16
Mathis, Wendell; RB.....	Minnesota Vikings, 2006	Pittman, Michael; RB.....	San Francisco 49ers, 1990	Cincinnati Bengals/Cleveland Browns, 2017
Mattox, Jack; T.....	Denver Broncos, 1961-62	Kansas City Chiefs, 1991	Smith, Roger; WR.....	Washington Redskins, 1964-67
McCauley, Marcus; CB.....	Minnesota Vikings, 2007-09	Arizona Cardinals, 1998-01	Philadelphia Eagles, 1968
.....	New Orleans Saints, 2009	Tampa Bay Buccaneers, 2002-08	Spach, Stephen; TE.....	Philadelphia Eagles, 2005-06
.....	Washington Redskins, 2010	Denver Broncos, 2009	Minnesota Vikings, 2006
McCoy, Keith; CB.....	Phoenix Cardinals (291st pick), 1988	Philpott, Dean; FB.....	Chicago Cardinals, 1958	New England Patriots, 2007-08
McIntrye, Garrett; LB.....	New York Jets, 2011-14	Plump, Dave; RB.....	San Francisco 49ers, 1965	Arizona Cardinals, 2008-11
McKnight, Matt; FS.....	Houston Oilers, 1983	San Diego Chargers (AFL), 1966	Spencer, Kevin; WR.....	Philadelphia Eagles, 1977
McNeil, Len; OG.....	Pittsburgh Steelers, 1964	Pope, Marquez; FS.....	San Diego Chargers, 1992-93	Stahl, John; T.....	Detroit Lions, 1969
Means, Kelvin; WR.....	New England Patriots, 1992	Los Angeles Rams, 1994	Stevens, John; C.....	New England Patriots, 1985
Messer, Dale; HB.....	San Francisco 49ers, 1961-65	San Francisco 49ers, 1995-98	San Francisco 49ers, 1986
Michael, Rodney; OL.....	Indianapolis Colts, 2003	Cleveland Browns, 1999	Stewart, Jason; DT.....	Indianapolis Colts, 2003
Miller, Lonyae, RB.....	Dallas Cowboys, 2010-11	Oakland Raiders, 2000-01	Stewart, Michael; SS.....	Los Angeles Rams, 1987-93
.....	Baltimore Ravens, 2012	Popelar, Lou; OT.....	Los Angeles Rams, 1960	Miami Dolphins, 1994-97
Mince, Mike; DB.....	New York Giants, 1979	Rachal, Latario; WR.....	San Diego Chargers, 1997-98	Stoutmire, Omar; CB.....	Dallas Cowboys, 1997-98
Mitchell, Dennis; DB.....	Dallas Cowboys, 1985	Ramsey, Greg; DE.....	St. Louis Cardinals, 1987	New York Jets, 1999
Moffitt, Mike; TE.....	Green Bay Packers, 1986-87	Seattle Seahawks, 1987	New York Giants, 2000-04
.....	Indianapolis Colts, 1988	Riley, Curtis, CB.....	Tennessee Titans, 2015-18	Washington Redskins, 2005
Molich, Jim; E.....	Detroit Lions, 1946	Oakland Raiders, 2019	New Orleans Saints, 2006-09
Moore, Marlon; WR.....	Miami Dolphins, 2010-12	Arizona Cardinals/Minnesota Vikings, 2020	Washington Redskins, 2010
.....	San Francisco 49ers, 2013	Riley, Marcus; LB.....	Green Bay Packers, 2008	Sweeney, Kevin; QB.....	Dallas Cowboys, 1987-88
.....	Cleveland Browns, 2014	Rippentrop, Bob; LB.....	Tampa Bay Buccaneers, 1979-80	San Francisco 49ers, 1989
Mosley, Anthony; FB.....	Chicago Bears, 1987-88	New Orleans Saints, 1981-82	Taylor, Gene; FL.....	New England Patriots, 1987
.....	Los Angeles Raiders, 1989-90	Rivers, Ron; RB.....	San Diego Chargers, 1994	Tampa Bay Buccaneers, 1987-88
Moulton, Denny; WR.....	Kansas City Chiefs, 1968	Detroit Lions, 1994-98	San Francisco 49ers, 1989
Muhammed, Steve; CB.....	Indianapolis Colts, 1999-01	Atlanta Falcons, 2000	Los Angeles Rams, 1990
Muti, Netane; OG.....	Denver Broncos, 2020-21	Roberson, Brian; WR.....	New York Giants, 1997-98	Kansas City Chiefs, 1992
Neal, Lorenzo; FB.....	New Orleans Saints, 1993-96	Roberts, Jeff; P.....	Arizona Cardinals, 1999	Kansas City Chiefs, 1986



Logan Mankins, an 11-year NFL veteran and seven-time Pro Bowl selection, played in two Super Bowls with the New England Patriots.



Ryan Mathews, a 2010 first-round draft pick of the San Diego Chargers, was invited to the Pro Bowl in his second year in the NFL (2012).



Lorenzo Neal, played 16 seasons in the NFL as a fullback with seven teams and was selected to four Pro Bowls. Neal blocked for a 1,000+ yard running back in eleven-straight seasons from 1997 to 2007.

ALL-TIME NFL LIST

..... Green Bay Packers, 1987-88
 Thomas, Phillip, S Washington Redskins, 2013-14
 Buffalo Bills, 2015-16
 Thompson, Marty; TE Detroit Lions, 1993-94
 New Orleans Saints, 1995
 Torosian, Ted; FB Buffalo Bills, 1982
 Volek, Billy; QB Tennessee Titans, 2000-05
 San Diego Chargers, 2006-11
 Walker, Mike; DE New England Patriots, 1988
 Walker, Mykal; LB Atlanta Falcons, 2020-21
 Ward, Derrick; RB New York Giants, 2004-08
 Tampa Bay Buccaneers, 2009-10
 Washington, Anthony; CB Pittsburgh Steelers, 1981-82
 Washington Redskins, 1983-85
 Tampa Bay Buccaneers, 1985-86
 Washington, Charles, CB Detroit Lions, 2016-18
 Arizona Cardinals, 2019-20
 Washington, Tim; CB San Francisco 49ers, 1982
 Kansas City Chiefs, 1983
 Indianapolis Colts, 1985
 Weaver, Gary; LB Oakland Raiders, 1973-74
 Green Bay Packers, 1975
 Wendell, Ryan; C New England Patriots, 2008-15
 Carolina Panthers, 2016
 Wender, Jack; RB Tampa Bay Buccaneers, 1977
 Wentworth, Austin; OL Minnesota Vikings, 2014
 West, Chastin; WR Green Bay Packers, 2010-11
 Jacksonville Jaguars, 2011
 White, Del; LB Denver Broncos, 1977-78
 Wichmann, Cody; OL St. Louis Rams, 2015-16
 Tennessee Titans, 2017
 Dallas Cowboys, 2018-19
 Wicker, Paul; OG Dallas Cowboys, 1963
 Wiggins, Kenny; OT San Francisco 49ers, 2011-12
 San Diego Chargers, 2014-17
 Detroit Lions, 2018-20
 New York Giants, 2020
 Wilburn, Fred; CB Phoenix Cardinals, 1988
 Seattle Seahawks, 1989
 Wilkerson, Jay; LB Los Angeles Rams, 1988
 Williams, James; TB Seattle Seahawks, 1987
 Los Angeles Raiders, 1988
 Williams, J.D.; CB Buffalo Bills, 1990-93
 Williams, J.R.; C New York Giants, 1963
 Williams, Paul; WR Tennessee Titans, 2007-10
 Houston Texans, 2011
 Williams, Payton; CB Indianapolis Colts, 2000
 Pittsburgh Steelers, 2001-02
 Williams, Sam; LB Oakland Raiders, 2003-10
 Williamson, Greg; CB Los Angeles Rams, 1987
 New England Patriots, 1988
 Willis, Larry; SE Denver Broncos, 1985-86
 Wilsey, Bill; G Pittsburgh Steelers, 1967
 Withycombe, Mike; OT New York Jets, 1988-90
 San Diego Chargers, 1990-92

..... Cincinnati Bengals, 1992-93
 Cleveland Browns, 1994
 San Diego Chargers, 1997
 Winans, Tydus; WR Washington Redskins, 1994-96
 Kansas City Chiefs, 1997
 Woodruff, Tony; WR Philadelphia Eagles, 1982-85
 San Francisco 49ers, 1986
 New Orleans Saints, 1987
 Worrell, Cameron; FS Chicago Bears, 2003-06
 Miami Dolphins, 2007-08
 Chicago Bears, 2009
 Wright, Dwayne, RB Buffalo Bills, 2008
 New York Giants, 2009
 Philadelphia Eagles, 2010
 Wright, Rodney; WR Buffalo Bills, 2002-03
 Kansas City Chiefs, 2009
 San Francisco 49ers, 2010
 Wylie, Devon; WR Kansas City Chiefs, 2012
 Tennessee Titans, 2013
 San Francisco 49ers, 2013
 St. Louis Rams, 2014
 Yancy, Billy; DB Los Angeles Rams, 1978
 Young, Calvin; TE Oakland Raiders, 1976


Young, Roger; DB San Diego Chargers, 1968




Derek Carr was selected in the second round of the 2014 NFL Draft by the Oakland Raiders. In his eight seasons, Carr has been a Pro Bowl selection three times.




Davante Adams was selected in the second round of the NFL Draft by the Green Bay Packers. Adams led the Packers to six postseason appearances. He is a five-time Pro Bowler (2017-21) and two-time Associated Press All-Pro First Team selection (2020-21).



Billy Volek played 12 seasons in the NFL with the Tennessee Titans and San Diego Chargers.



Ryan Wendell signed as an undrafted free agent with the New England Patriots in 2008 and started every game at center in 2012, playing in the most snaps of any player in the NFL that season (1,379 in regular season).




Sam Williams played linebacker for the Oakland Raiders for eight seasons from 2003-10.




BULLDOGS IN THE SUPER BOWL

Super Bowl	Player	Team
50 (2016)	Ben Jacobs, OB	Carolina Panthers
XLVIV (2015)	Ryan Wendell, RG	New England Patriots
XLVII (2013)	Lonyae Miller, RB* Kenny Wiggins, OL*	Baltimore Ravens San Francisco 49ers
XLVI (2012)	David Carr, QB Bear Pascoe, TE Logan Mankins, G Ryan Wendell, C	New York Giants New York Giants New England Patriots New England Patriots
XLV (2011)	Chastin West, WR*	Green Bay Packers
XLIII (2009)	Bryan Robinson, DT Stephen Spach, TE	Arizona Cardinals Arizona Cardinals
XLII (2008)	Derrick Ward, RB Logan Mankins, G James Sanders, DB Stephen Spach, TE	New York Giants New England Patriots New England Patriots New England Patriots
XLI (2007)	Bernard Berrian, WR Cameron Worrell, DB	Chicago Bears Chicago Bears
XXXVII (2003)	Michael Pittman, RB	Tampa Bay Buccaneers
XXXV (2001)	Trent Dilfer, QB Omar Stoutmire	Baltimore Ravens New York Giants
XXXIV (2000)	Lorenzo Neal, FB	Tennessee Titans
XXXIII (1999)	Chris Bayne, DB	Atlanta Falcons
XXXI (1997)	Ron Cox, LB	Green Bay Packers
XXVIII (1994)	J.D. Williams, DB	Buffalo Bills
XXVII (1993)	J.D. Williams, DB	Buffalo Bills
XXVI (1992)	J.D. Williams, DB	Buffalo Bills
XXV (1991)	Stephen Baker, WR J.D. Williams, DB	New York Giants Buffalo Bills
XVIII (1984)	Anthony Washington, DB	Washington Redskins


* denotes was on practice squad
BOLD denotes Super Bowl Winner




Stephen Baker "The Touchdown Maker" caught a 14-yard touchdown pass from Jeff Hostetler late in the second quarter in the New York Giants Super Bowl XXV victory.




Derrick Ward, a freshman All-American for the Bulldogs in 1999, was on the New York Giants Super Bowl XLII Championship squad.



Bear Pascoe (left) and David Carr (right) show off their Super Bowl XLVI rings after helping the New York Giants to the title.



Trent Dilfer was the starting quarterback for the Baltimore Ravens in Super Bowl XXXV.



Michael Pittman rushed 29 times for 124 yards, helping lead Tampa Bay to the Super Bowl XXXVII title (photo courtesy of the Tampa Bay Buccaneers).

NATIONAL TELEVISION APPEARANCES (SINCE 1992)

1992					
Nov. 21	ABC	Fresno St. 45, San Diego St. 41			
Dec. 29	Raycom	Fresno St. 24, USC 7			
1993					
Oct. 23	ABC	Fresno St. 48, BYU 45			
1993					
Oct. 23	ABC	Fresno St. 48, BYU 45			
Dec. 25	ABC	Colorado 41, Fresno St. 30			
1997					
Oct. 2	ESPN	Fresno St. 27, Utah 13			
1998					
Nov. 7	ABC	San Diego St. 10, Fresno St. 0			
1999					
Oct. 14	FSN	SMU 24, Fresno St. 14			
Nov. 13	FSR	Hawai'i 31, Fresno St. 24			
Dec. 18	ESPN2	Utah 17, Fresno St. 16			
2000					
Sept. 9	FSR	UCLA 24, Fresno St. 21			
Sept. 23	FSN	Fresno St. 17, California 3			
Oct. 5	FSN	Fresno St. 27, Rice 24			
Nov. 11	FSN	TCU 24, Fresno St. 7			
Dec. 31	FSN	Air Force 37, Fresno St. 34			
2001					
Aug. 26	ESPN2	Fresno St. 24, Colorado 22			
Sept. 2	ESPN2	Fresno St. 44, Oregon St. 24			
Sept. 8	ESPN	Fresno St. 32, Wisconsin 20			
Sept. 22	FSR	Fresno St. 37, Tulsa 18			
Oct. 13	ESPN2	Fresno St. 25, Colorado St. 22 (OT)			
Oct. 19	ESPN	Boise St. 35, Fresno St. 30			
Oct. 26	ESPN	Hawai'i 38, Fresno St. 34			
Dec. 31	FSN	Michigan St. 44, Fresno St. 35			
2002					
Aug. 23	ESPN	Wisconsin 23, Fresno St. 21			
Aug. 29	ESPN2	Fresno St. 16, San Diego St. 14			
Sept. 7	FSR	Oregon 28, Fresno St. 24			
Sept. 21	FSR	Oregon St. 59, Fresno St. 19			
Oct. 4	ESPN	Fresno St. 32, Colorado St. 30			
Oct. 12	FSR	Fresno St. 30, SMU 7			
Oct. 18	ESPN	Boise St. 67, Fresno St. 21			
Oct. 25	ESPN2	Hawai'i 31, Fresno St. 21			
Dec. 5	ESPN2	Fresno St. 45, Louisiana Tech 13			
Dec. 31	ESPN2	Fresno St. 30, Georgia Tech 21			
2003					
Aug. 30	ESPN2	Tennessee 24, Fresno St. 6			
Sept. 5	ESPN	Fresno St. 16, Oregon St. 14			
Sept. 20	SW	Fresno St. 16, Louisiana Tech 6			
Nov. 8	SW	Fresno St. 27, Nevada 10			
Nov. 21	ESPN2	Boise St. 31, Fresno St. 17			
Dec. 30	ESPN2	Fresno St. 17, UCLA 9			
2004					
Sept. 5	FSN	Fresno St. 35, Washington 16			
Sept. 11	FSN	Fresno St. 45, Kansas St. 21			
Oct. 23	ESPN2	Boise St. 33, Fresno St. 16			
Nov. 12	ESPN	Fresno St. 70, Hawai'i 14			
Nov. 20	SW	Fresno St. 54, Nevada 17			
Nov. 27	SW	Fresno St. 62, San Jose St. 28			
Dec. 27	ESPN	Fresno St. 37, Virginia 34 (OT)			
2005					
Sept. 10	ESPN2	Fresno St. 55, Weber St. 17			
Sept. 17	TBS	Oregon 37, Fresno St. 34			
Sept. 27	ESPN2	Fresno St. 44, Toledo 14			
Oct. 8	ESPN2	Fresno St. 37, New Mexico St. 7			
Oct. 29	ABC	Fresno St. 27, Hawai'i 13			
Nov. 5	SW	Fresno St. 45, San Jose St. 7			
Nov. 10	ESPN	Fresno St. 27, Boise St. 7			
Nov. 19	FSN	USC 50, Fresno St. 42			
Nov. 26	ESPN	Nevada 38, Fresno St. 35			
Dec. 2	ESPN2	Louisiana Tech 40, Fresno St. 28			
Dec. 31	ESPN	Tulsa 31, Fresno St. 24			
2006					
Sept. 1	ESPN	Fresno St. 28, Nevada 19			
Sept. 9	ESPN2	Oregon 31, Fresno St. 24			
Sept. 16	FSN	Washington 21, Fresno St. 20			
Oct. 21	ESPN2	LSU 38, Fresno St. 6			
Nov. 1	ESPN2	Boise St. 45, Fresno St. 21			
Nov. 24	ESPN2	Fresno St. 34, Louisiana Tech 27			
2007					
Sept. 8	FSN	Texas A&M 47, Fresno St. 45 (3OT)			
Oct. 13	ALT	Fresno St. 37, Idaho 24			
Oct. 26	E SPN	Boise St. 34, Fresno St. 21			
Nov. 10	ESPN2	Hawai'i 37, Fresno St. 30			
Nov. 24	ESPN2	Fresno St. 45, Kansas St. 29			
Nov. 30	ESPN2	Fresno St. 30, New Mexico St. 23			
Dec. 31	ESPN2	Fresno St. 40, Georgia Tech 28			
2008					
Sept. 1	ESPN	Fresno St. 24, Rutgers 7			
Sept. 13	ESPN2	Wisconsin 13, Fresno St. 10			
Sept. 20	ESPN2	Fresno St. 55, Toledo 54 (2OT)			
Sept. 27	ABC	Fresno St. 36, UCLA 31			
Nov. 7	ESPN2	Nevada 41, Fresno St. 28			
Nov. 15	ALT	Fresno St. 24, New Mexico St. 17			
Nov. 21	ESPN2	Fresno St. 24, San Jose St. 10			
Nov. 28	ESPN2	Boise St. 61, Fresno St. 10			
Dec. 20	ESPN	Colorado St. 40, Fresno St. 35			
2009					
Sept. 12	ESPN	Wisconsin 34, Fresno St. 31 (2OT)			
Sept. 18	ESPN	Boise St. 51, Fresno St. 34			
Sept. 26	ERT	Cincinnati 28, Fresno St. 20			
Oct. 24	ESPN2	Fresno St. 34, New Mexico St. 3			
Nov. 7	ESPN2	Fresno St. 31, Idaho 21			
Dec. 5	Big Ten	Fresno St. 53, Illinois 52			
Dec. 19	ESPN	Wyoming 35, Fresno St. 28 (2OT)			
2010					
Sept. 4	ESPN2	Fresno St. 28, Cincinnati 14			
Sept. 18	WSN	Fresno St. 41, Utah State 24			
Oct. 16	ESPN2	Fresno St. 33, New Mexico St. 10			
Oct. 23	WSN	Fresno St. 33, San Jose St. 18			
Nov. 6	WSN	Fresno St. 40, Louisiana Tech 34			
Nov. 13	ESPN	Nevada 35, Fresno St. 34			
Nov. 19	ESPN2	Boise St. 51, Fresno St. 0			
Nov. 27	WSN	Fresno St. 23, Idaho 20			
Dec. 3	ESPN2	Fresno St. 25, Illinois 23			
Dec. 18	ESPN	Northern Illinois 40, Fresno St. 17			
2011					
Sept. 3	CSN	California 36, Fresno State 21			
Sept. 10	Big Ten	Nebraska 42, Fresno State 29			
Sept. 24	WSN	Fresno State 48, Idaho 24			
Oct. 1	ESPN2	Ole Miss 38, Fresno State 28			
Oct. 7	ESPN	Boise State 57, Fresno State 7			
Oct. 22	WSN	Nevada 45, Fresno State 38			
Nov. 5	ESPN2	Louisiana Tech 41, Fresno State 21			
Nov. 12	WSN	New Mexico State 48, Fresno State 45			
Nov. 19	WSN	Fresno State 24, Hawai'i 21			
Dec. 3	CBS Sports	San Diego State 35, Fresno State 28			
2012					
Sept. 8	Pac-12	Oregon 42, Fresno St. 25			
Sept. 15	CBS Sports	Fresno St. 69, Colorado 14			
Sept. 22	CBS Sports	Tulsa 27, Fresno St. 26			
Sept. 29	CSN-BA	Fresno St. 52, San Diego St. 40			
Oct. 6	CSN-BA	Fresno St. 28, Colorado St. 7			
Oct. 13	NBC Sports	Boise St. 20, Fresno St. 10			
Oct. 20	CSN-CA	Fresno St. 42, Wyoming 14			
Oct. 27	CSN-CA	Fresno St. 49, New Mexico 32			
Nov. 3	CSN +	Fresno St. 45, Hawai'i 10			
Nov. 10	NBC Sports	Fresno St. 52, Nevada 36			
Nov. 24	NBC Sports	Fresno St. 48, Air Force 15			
Dec. 24	ESPN	SMU 43, Fresno St. 10			
2013					
Aug. 29	ESPN2	Fresno State, 52, Rutgers 51 (OT)			
Sept. 20	ESPN	Fresno State 41, Boise State 40			
Oct. 26	ESPN2	Fresno State 35, San Diego State 28 (OT)			
Nov. 2	ESPN2	Fresno State 41, Nevada 23			
Nov. 9	ESPN2	Fresno State 48, Wyoming 10			
Nov. 23	ESPN2	Fresno State 69, New Mexico 28			
Nov. 29	CBS Sports	San Jose State 62, Fresno State 52			
Dec. 7	CBS	Fresno State 24, Utah State 17			
Dec. 21	ABC	USC 45, Fresno State 20			
2014					
Aug. 30	FOX	USC 52, Fresno State 13			
Sept. 6	Pac-12	Utah 59, Fresno State 27			
Sept. 13	CBS Sports	Nebraska 55, Fresno State 19			
Sept. 26	ESPN2	Fresno State 35, New Mexico 23			
Oct. 3	CBS Sports	Fresno State 24, San Diego State 13			
Oct. 10	CBS Sports	UNLV 30, Fresno State 27 (OT)			
Oct. 17	ESPN	Boise State 37, Fresno State 27			
Nov. 1	ESPN2	Wyoming 45, Fresno State 17			
Nov. 8	CBS Sports	Fresno State 38, San Jose State 24			
Nov. 22	ESPN2	Fresno State 40, Nevada 20			
Dec. 6	CBS	Boise State 28, Fresno State 14			
Dec. 24	ESPN	Rice 30, Fresno State 6			
2015					
Sept. 12	ESPN2	Ole Miss 73, Fresno State 21			
Sept. 19	CBS Sports	Utah 45, Fresno State 24			
Sept. 26	CBS Sports	San Jose State 49, Fresno State 23			
Oct. 3	CBS Sports	San Diego State 21, Fresno State 7			
Oct. 10	CBS Sports	Utah State 56, Fresno State 14			
Oct. 16	ESPN2	Fresno State 31, UNLV 28			
Nov. 5	ESPN2	Nevada 30, Fresno State 16			
Nov. 28	CBS Sports	Colorado State 34, Fresno State 31			
2016					
Sept. 3	BIG10 Net.	Nebraska 43, Fresno State 10			
Oct. 1	CBS Sports	UNLV 45, Fresno State 20			
Oct. 14	CBS Sports	San Diego State 17, Fresno State 3			
Oct. 22	CBS Sports	Utah State 38, Fresno State 20			
Oct. 28	ESPN2	Air Force 31, Fresno State 21			
Nov. 26	CBS Sports	San Jose State 16, Fresno State 14			
2017					
Sept. 9	ESPN2	Alabama 41, Fresno State 10			
Sept. 16	Pac-12 Net.	Washington 48, Fresno State 16			
Oct. 21	CBS Sports	Fresno State 27, San Diego State 3			
Nov. 4	ESPN2	Fresno State 20, BYU 13			
Nov. 25	CBS Sports	Fresno State 28, Boise State 17			
Dec. 2	ESPN	Boise State 17, Fresno State 14			
Dec. 24	ESPN	Fresno State 33, Houston 27			
2018					
Sept. 8	FS1	Minnesota 21, Fresno State 14			
Sept. 15	FS1	Fresno State 38, UCLA 14			
Sept. 29	ESPN2	Fresno State 49, Toledo 27			
Oct. 6	ESPN2	Fresno State 21, Nevada 3			
Oct. 13	ESPN2	Fresno State 27, Wyoming 7			
Oct. 20	ESPN2	Fresno State 38, New Mexico 7			
Oct. 27	ESPN2	Fresno State 50, Hawai'i 20			
Nov. 3	CBS Sports	Fresno State 48, UNLV 3			
Nov. 9	ESPN2	Boise State 24, Fresno State 17			
Nov. 17	CBS Sports	Fresno State 23, San Diego State 14			
Nov. 24	ESPN2	Fresno State 31, San Jose State 13			
Dec. 1	ESPN	Fresno State 19, Boise State 16 ^{OT}			
Dec. 15	ABC	Fresno State 31, Arizona State 20			
2019					
Aug. 31	ESPN	USC 31, Fresno State 23			
Sept. 8	FS1	Minnesota 38, Fresno State 35 ^{2OT}			
Oct. 12	CBS Sports	Air Force 43, Fresno State 24			
Oct. 18	CBS Sports	Fresno State 56, UNLV 27			
Oct. 26	ESPN2	Colorado State 41, Fresno State 31			
Nov. 9	CBS Sports	Utah State 37, Fresno State 35			
Nov. 15	ESPN2	San Diego State 17, Fresno State 7			
Nov. 23	ESPN2	Nevada 35, Fresno State 28			
Nov. 30	ESPN2	San Jose State 17, Fresno State 16			
2020					
Oct. 29	CBS Sports	Fresno State 38, Colorado State 17			
Nov. 7	CBS Sports	Fresno State 40, UNLV 27			
Nov. 14	FS2	Fresno State 35, Utah State 16			
Dec. 5	FS2	Nevada 37, Fresno State 26			
Dec. 12	FS1	New Mexico 49, Fresno State 39			

FRESNO STATE BOWL GAMES

LITTLE ALL AMERICAN BOWL

FRESNO STATE 27
ARKANSAS STATE 26
 Dec. 25, 1937 • Los Angeles, Calif.

Scoring By Quarters						
Fresno State	0	7	7	13	-	27
Arkansas State	0	7	7	12	-	26

Scoring Summary
 FS Toby Heeb, 6 yard pass from Ken Gleason (Ray Sturgill kick)
 ASU Rabbit Burnett, 16 yard run (C. Turnner kick)
 ASU Peewee Montgomery, 4 yard run (Turner kick)
 FS Granny Holbrook, 10 yard pass from Gleason (Sturgill Kick)
 FS Heeb, 15 yard run (kick failed)
 ASU Turner, 18 yard pass from Burnett (kick failed)
 FS Holbrook, 7 yard run (Sturgill kick)
 ASU Montgomery, 85 yard kickoff return (kick blocked)
Attendance: 5,000

LOS ANGELES – In a benefit charity bowl aiding the Under Privileged Children’s Milk Fund of Los Angeles, the Bulldogs spent Christmas day battling through a game filled with deadlocked scores, intricate passing and a strong running game.

Before 5,000 roaring fans in Gilmore Stadium, Los Angeles, the Fresno State College Bulldogs clinched a last second 27-26 victory over the Arkansas State College Teachers (ASU Bears) from Conway Arkansas.

Fresno State jumped out with an early 7-0 lead in the first period starting from the 47-yard line and scoring with an acrobatic catch by Toby Heeb from quarterback Ken Gleason. ASU answered, ending the first half 7-7.

The final half of the game started with a quick seven for ASU as Montgomery crossed into the endzone standing up after a nearly 35-yard drive.

Down by seven, the Bulldogs took the ball at the 17-yard line beginning an offensive attack that resulted in a seven point boost with a touchdown from Granville Holbrook and an extra point from Ray Sturgill.

Tied at 14-14 the fourth quarter opened with a 35-yard punt return placing the ball on Fresno’s 41. The offense did not stop there as the Bulldogs ran the ball 59 yards to score. The extra point went wide putting Fresno State up 20-14.

The Bears yet again retaliated tying the game 20-20 with a 65-yard drive and an endzone trip by Turner. The extra point edged ASU once again on par with the Bulldogs.

Fresno State found their way on top scoring their fourth touchdown by Holbrook on a 33-yard run and successfully placing the extra point.

Arkansas State would not give up as the game minutes were diminishing. Returning the kickoff, Bears’ Montgomery faked a pass to teammate Burnett and ran an 85-yard touchdown. Threatening to tie the game, the Bulldogs’ Frank McClurg blocked the kick securing a one-point Fresno State lead that would determine the Bulldogs’ first-ever bowl game victory.

Team Stats	FS	ASU
Fumbles	8	1
Passes A-C	11-7	21-7
First Downs	19	9

Individual Stats - Unavailable

PINEAPPLE BOWL

FRESNO STATE 3
HAWAII 0
 Jan. 1, 1941 • Honolulu, Hawaii

Scoring By Quarters						
Fresno State	0	0	0	3	-	3
Hawaii	0	0	0	0	-	0

Scoring Summary
 FS Dale Mickelwait, 18 yard FG
Attendance: 22,000

HONOLULU – The Bulldogs traveled to Honolulu to play before 22,000 wind-blown and rowdy spectators in the Pineapple Bowl. Matching up against the Hawai’i Rainbows, the Bulldogs found the needed three-point difference early in the fourth quarter to seal the Fresno State victory.

The ‘Dogs produced the three-point game spread off a Dale Mickelwait 18-yard field goal held by Lloyd Leest. The Pineapple Bowl game-winner marked the second time Mickelwait booted the Bulldogs to victory this season. He secured the extra point conversion against Nevada to push the Bulldogs to a 7-6 triumph.

The 3-0 score is a misleading summary of the game considering both teams had several empty scoring attempts and the Bulldogs and Rainbows gained at least 200 yards apiece. Both teams found themselves with penalty problems - Hawai’i lost 40 yards and the Bulldogs dropped 55, but fumble action was fairly clean as Hawai’i created the game’s one and only loose ball. Hawai’i held the Bulldogs twice within their five-yard line before Fresno State broke the three-quarter scoreless streak.

Team Stats	FS	UH
First Downs	12	15
Rushing Yds.	208	197
Passing Yds.	17	66
Punts/Avg.	8/36	6/34
Fumbles	0	1
Yards Penalized	55	40

Individual Stats - Unavailable

RAISIN BOWL

DRAKE 13
FRESNO STATE 12
 Jan. 1, 1946 • Fresno, Calif.

Scoring By Quarters						
Drake	6	0	0	7	-	13
Fresno State	0	6	0	6	-	12

Scoring Summary
 DU Wallace Rooker, 1 yard run (kick failed)
 FS Jack Kelley, 19 yard run (kick blocked)
 FS Mel Gustafson, 1 yard run (kick failed)
 DU Charles McDowell, 24 yard pass from Jack Coupe (Jim Baer kick)
Attendance: 10,000

FRESNO, Calif. – Ratcliff Stadium and the Fresno State Bulldogs played host to 10,000 fans and the Drake Bulldogs for the first-ever Raisin Bowl.

Fresno State led for most of the game entering the fourth quarter with a 12-6 spread over Drake. With only 6:30 remaining in the game the Bulldogs opted not to utilize their successful running game, but instead went to their passing game on the second down. To quarterback Mel Gustafson’s dismay, the pass did not find Bulldog hands but was interrupted by Drake guard Ralph Gruben who advanced the ball to the FS 24-yard line.

The following play proved fatal for Fresno State as Drake’s halfback Jake Coupe connected a pass to Charles McDowell who ran the ball in from the 1-yard line. Jim Baer converted for the final point needed to defeat the Bulldogs 13-12.

Fresno State found six of their total points in the first half, but not until after the Drake ‘Dogs sent their first seven to the scoreboard.

Down by six, the Bulldogs opened the second quarter with an impressive offensive drive. Jack Kelley produced a 19-yard running touchdown play on a double-reverse crossing into the endzone standing. With a failed field goal attempt the score stood at 6-6 heading into the half.

Opening the final period, FS scored when Louis Papac received a shallow Drake punt on the Drake 44. Papac pulled defenders to his right then reversed his motion to hustle the ball all the way to the Drake 1-yard line where Hobza knocked him out of bounds. Gustafson was credited with the TD bulldozing into the endzone to score. Taylor’s kick soared wide, but the ‘Dogs were on top again leading 12-7.

With less than seven minutes remaining, the game appeared to be wrapped up, but the Bulldogs could not foresee the fatal intercepted pass that would put the game away for good.

Team Stats	FS	Drake
First Downs	9	9
Rushing Yds.	163	155
Punts/Avg.	13/32.4	8/28.6
Fumbles	1	6

Individual Stats - Unavailable



1937
 LITTLE ALL-AMERICAN BOWL



1941
 PINEAPPLE BOWL



1946
 RAISIN BOWL

FRESNO STATE BOWL GAMES

MERCY BOWL 1

FRESNO STATE 36

BOWLING GREEN 6

Nov. 23, 1961 • Los Angeles, Calif.

Score by Quarters	1	2	3	4	Score
Fresno State	3	7	20	6	36
Bowling Green	0	6	0	0	6

Scoring Summary

- FS Nick Masich, 29 yard FG
- BG Ray Bell, 2 yard run (kick failed)
- FS Jan Barrett, 45 yard pass from Beau Carter ((Masich kick)
- FS Bruce Seifert, 1 yard run (Masich kick)
- FS Barrett, 23 yard pass from Carter (kick failed)
- FS Carter, 4 yard run (Masich kick)
- FS Carter, 8 yard run (pass failed)

Attendance: 33,146

LOS ANGELES – In remembrance of the 17 Cal Poly football players killed in a plane crash following a Bowling Green vs. Cal Poly game a year earlier, Fresno State and Bowling Green matched up for the Mercy Bowl Classic to raise money for the surviving widows and children and to dedicate a memorial in their honor. Before a then record breaking crowd of 33,145, the Bulldogs and Falcons raised \$200,000 as they played what would become known as one of the greatest victories in Bulldog head coach Cecil Coleman’s career.

Six point underdogs entering the game, the Bulldogs surprised everyone but themselves in a trouncing 36-6 victory over Bowling Green ending the Bulldogs’ unblemished season with a 10-0 record.

With a passing attack that would not, or could not be stopped, the Bulldogs trailed only once in the game defeating what was known as the fourth ranked team in the nation in total defense with their relentless air-strike.

The Bulldogs scored the next five touchdowns, breaking numerous school records and grabbing six interceptions to soundly win the game.

Bulldog Bruce Seifert scored a TD on a 1-yard run to start the third period. Masich gained a Bulldog point on the conversion.

Ahead 17-6, the Bulldogs passed over the grounded Falcons, a 23-yard strike from Carter to Barrett in the endzone. Although the extra point failed, the ‘Dogs moved further out of reach.

On a 4-yard run Carter scored the final TD of the 20-point third quarter. Masich’s extra point pushed the Bulldog spread to 30-6.

Carter found himself on a final 8-yard scoring run for the ‘Dogs in the fourth, his second TD for the game. With the failed extra point attempt the Bulldogs retired the game 36-6.

Fresno State Lineups

Offense – LE Jay Buckert, LT Monte Day, LG Bill Laughlin, C Don Brockett, RG Jack Bohan, RE Jan Faris, QB Jon Anabo, LH Herman Hamp, RH Bill Kendrick, RB Bruce Seifert.

TEAM STATS			
	FS	BG	
First Downs	17	23	
Rushing Yds.	133	108	
Passing A-C-I	22-11-3	43-22-1	
Punts/Avg.	4/34	4/32	
Penalties-Yds.	4-20	7-75	
Fumbles	5	1	
INDIVIDUAL STATS			
Rushing			
Bowling Green	Att.	Yds.	
Heoner	13	42	
Bell	7	28	
Potts	3	1	
Lisbon	2	10	
Hartshorn	3	9	
R. Reynolds	2	2	
Jonior	3	22	
Tunnoll	1	-5	
Ruggero	1	2	
Fresno State	Att.	Yds.	
Carter	7	32	
Kendrick	5	16	
Morris	3	10	
Masich	2	6	
Hamp	4	11	
Selfert	5	12	
Sanderson	1	-5	
Allen	2	5	
Ward	1	3	
Anabo	1	10	
Knocke	1	0	
Passing			
Bowling Green	A-C-I	TD	Yds.
Potts	17-9-2	0	155
Heoner	3-1-1	0	21
Fearnside	2-1-0	0	32
Fresno State	A-C-I	TD	Yds.
Anabo	13-8-0	0	120
Carter	28-14-1	2	248
Stockton	2-0-0	0	0
Receiving			
Bowling Green	Yds.	TD	
L. Smith	69	0	
R. Reynolds	50	0	
Lisbon	34	0	
Weaver	38	0	
Hepner	17	0	
Fresno State	Yds.	TD	
Barrett	161	2	
Houser	71	0	
Buckert	45	0	
Hamp	45	0	
Farls	12	0	
Morris	2	0	
Folgerstrom	13	0	
Allen	17	0	



1961
MERCY BOWL 1



FRESNO STATE BOWL GAMES

CAMELLIA BOWL

HUMBOLDT STATE 29

FRESNO STATE 14

Dec. 14, 1968 • Sacramento, Calif.

Score by Quarters	1	2	3	4	Score
Humboldt State	0	16	7	6	29
Fresno State	7	0	7	0	14

Scoring Summary

- FS Walt Jensen, 1 yard run (Ken Casida kick)
- HSU Mike Cremer, 1 yard run (Dave Banducci kick)
- HSU Banducci, 27 yard FG
- HSU Banducci, 45 yard FG
- HSU Banducci, 37 yard FG
- FS Jensen, 1 yard run (Casida kick)
- HSU Don Del Grande, 30 yard pass from Jim Costello (Banducci kick)
- HSU Dennis Sousa, 4 yard pass from Banducci (kick failed)

Attendance: 8,168

SACRAMENTO, Calif. – The eighth annual Camellia Bowl, played in a muddy Hughes Stadium in Sacramento, Calif., produced a Fresno State defeat as the Bulldogs fell to the Humboldt State Lumberjacks 29-14.

Blocking three Lumberjack kicks would generally predict a Fresno State win, but the Bulldogs' 12 turnovers, seven intercepted passes and five fumbles made up the difference. The California Collegiate Athletic Association champion Bulldogs' effort was stunted even more with out-of-service phone communication between the press box coaching staff and field staff.

Despite the confusion, the Bulldogs opened the scoring by Tony Welch blocking a Lumberjack punt. Welch recovered the ball and ran it to the Humboldt State 5 where Walt Jensen drove it in to score and Ken Casida nailed the extra point.

With a seven point deficit the Lumberjacks, 10-1 and Far Western Conference champions, capitalized on the Bulldogs' offensive glitches and phone service problems coming from behind to take a 16-7 lead heading into the half.

The second half was more of the first as the Bulldogs came out strong. Jack Olson intercepted a likely TD pass from Lumberjack Dennis Sommer and ran the length of the field to set the 'Dogs up on the Humboldt State 1-yard line. Jensen scored and Casida converted cutting the spread to Humboldt State 16, Fresno State 14.

The Lumberjacks avenged the Bulldog seven with a Costello pass to Don Del Grande who found the endzone. Casida converted for the 23-14 lead.

Humboldt was not finished yet however finding Sousa crossing into Fresno State territory on a 4-yard pass from Banducci. The extra point sailed wide cementing the final score Humboldt State 29, Fresno State 14.

Fresno State Lineups

Offense – TE Dave Harris, T John Stahl, LG Hank Corda, C Daryl Waronicki, RG Brad Fishel, T Bob Inderbleten, SE Steve Sommer, FL Fred Vickers, QB Ron Hudson, HB Walt Jensen, FB Miike Flores.

Defense – DE Gene Suglian, DT Tony Welch, NG John Focke, DT Ron Remington, DE Dave Auxier, LB Tom McCall, LB Pat Callahan, CB Lloyd Madden, CB Ted Cowles, S Sam Germany, S Ervin Hunt.

MERCY BOWL 2

CAL STATE FULLERTON 17

FRESNO STATE 14

Dec. 11, 1971 • Anaheim, Calif.

Score by Quarters	1	2	3	4	Score
CS Fullerton	7	3	0	7	17
Fresno State	0	0	7	7	14

Scoring Summary

- CSF Don Cotalic, 22 yard block punt recovery (Craig Hiatt kick)
- CSF Hiatt, 25 yard FG
- FS Ben Childers, 12 yard pass from John Behrens (Stoetzl kick)
- FS Gene Austin, 54 yard pass from Behrens (Stoetzl kick)
- CSF Tyrone Perry, 5 yard pass from Mike Ernst (Hiatt kick)

Attendance: 16,854

ANAHEIM, Calif. – Playing for the 14 surviving children of three Fullerton State assistant coaches and a pilot who died in an airplane crash only a month earlier, the Fullerton State Titans came from behind to take the 17-14 Mercy Bowl II victory over the Fresno State Bulldogs.

In the second bowl in Fresno State history played for plane crash victims (1961 Mercy Bowl), the 'Dogs were never able to find a rhythm that would disassemble the Fullerton State offense.

The Titans led for the greater part of the match heading into the second half with a 10-0 lead over the Bulldogs. With 3:21 remaining in the first period Titan Don Cotalic blocked a Bulldog punt scoring on a 22-yard run. Bare-foot kicker Craig Hiatt earned the extra point for the Titans finding the early 7-0 lead. Before the half ended Fullerton State capitalized on more Bulldog trouble as a wild pass from Bulldog center Harry Mestjian caused a desperation kick from Atomic Torosian netting only five yards. Bulldog penalties moved Fullerton State to the nine-yard line where the shoeless Titan nailed a 25-yard field goal for the 10-0 lead.

The Bulldogs found their strength after halftime driving 66 yards in just six plays and scoring off a 12-yard strike from John Behrens to Ben Childers. Childers caught the pigskin at the three-yard line and barreled his way into the endzone with two Fullerton State defenders hanging on his shirrtail. Luis Stoetzl secured the extra point cutting the Titan lead to only three.

Fresno State fed off the Bulldog momentum finding seven more points to send to the scoreboard from a Fullerton fumble recovery and a 54-yard rocket from Behrens to flanker Gene Austin. Stoetzl nailed the extra point giving the Bulldogs their first 14-10 lead of the game.

The Titans retaliated however finding their last seven on an 88-yard drive, 11-play, 5-yard pass TD with only 3:32 left to play

Fresno State Lineups

Offense – SE Daren Gee, T Pat Pickford, G Steve Verry, C Lee Munson, G Pat Plummer, T Dave Vietty, TE Ben Childers, QB John Inglehart, HB Herbie Phillips, FB Atomic Torosian, FL Mike Harris.

Defense – DE Jack Fisher, DT Dennis Keran, NG Theodore Lambert, DT Elmer Cummings, DE Bob Serowick, LB Bill Crawford, LB Gary Weaver, CB Dwayne Crump, CB Ben Davis, SS Phil Borjas, FS Ray Sherman.



1968
CAMELLIA BOWL



1971
MERCY BOWL 2

FRESNO STATE BOWL GAMES

CALIFORNIA RAISIN BOWL 2

FRESNO STATE 29

BOWLING GREEN 28

Dec. 18, 1982 • Fresno, Calif.

Score by Quarters	1	2	3	4	Score
Fresno State	0	0	7	22	29
Bowling Green	0	14	14	0	28

Scoring Summary

- BG Chip Otten, 4 yard run (Gehad Youssef kick)
- BG John Meek, 1 yard pass from Brian McClure (Youssef kick)
- BG Shawn Potts, 5 yard pass from McClure (Youssef kick)
- FS Stephone Paige, 1 yard 1 pass from Jeff Tedford (Scott Darrow kick)
- BG Potts, 6 yard advance of fumble after Greg Taylor 29 yard pass from McClure (Youssef kick)
- FS Paige, 4 yard run (Darrow kick)
- FS Paige, 27 yard pass from Tedford (Terry Carter pass from Darrow)
- FS Vince Wesson, 2 yard pass from Tedford (Darrow kick)

Attendance: 30,000

FRESNO, Calif. — Fresno State kept its tradition of last minute wins intact trailing by three TDs with 15:42 to play and bouncing back with a 22-point fourth quarter to capture the 29-28 victory with just 11 seconds remaining.

Bulldog flanker Vince Wesson caught a 2-yard pass from Jeff Tedford in the endzone to tie the game 28-28. The Bulldogs pushed ahead 29-28 when kicker Scott Darrow sent fans into a victory frenzy booting the extra point through the uprights.

The dramatic ending was the result of a slow Bulldogs start as the 'Dogs went scoreless until the third quarter. The Falcons however had no trouble jumping into the lead finding the endzone twice before the first half ended.

Trailing by 21, the Bulldogs awoke to the roar of Fresno State fans and proceeded to find their mark on the scoreboard. With an 11-yard pass to Stephone Paige from Jeff Tedford and the extra point from Scott Barrow, the 'Dogs cut the Falcon lead to 14.

The Falcons did not let the 'Dogs back in the game without a fight scoring another goal off a fumble recovery by Potts before the third period expired. The quarter is not the only thing that expired however, so had the Falcon scoring summary.

The remaining 15-minutes contained a Bulldog scoring spree beginning with an 80-yard series resulting in a four-yard run by Paige into the endzone. With the score now Bowling Green 28, Fresno State 14, the 'Dogs set out to find two more TDs.

Setting up on the Falcon 27-yard line, Tedford connected with Paige up the middle who evaded defenders and scored. Playing the odds, the 'Dogs completed a two-point conversion off a pass from Tedford to Terry Carter.

Trailing now by six, with game time steadily dropping from 3:16, the 'Dogs went into what would come to be a 44-yard series of seven plays, a Bowling Green facemask penalty and a Fresno State win with only 11 seconds remaining.

Paige set a school record with 246 yards receiving and tied another with 15 receptions. Tedford tied a school record with 373 yards in passing and set a single game record with 31 completions.

Fresno State Lineups

Offense — SE Stephone Paige, LT Kevin Molle, LG Jerry Lockwood, C John Blacksill, RG Tom Neville, RT Ed Carter, TE Bill Griever, QB Jeff Tedford, TB Terry Carter, FB Dave Adams, FL Vince Wesson.

Defense — LB Kepa Kaaekuahiwi, T Clyde Glover, NG Morris Brown, E Kevin Jones, MLB Kevin Johnson, WLB Bobby Stevenson, ROV Ron Yrigollen, CB Kent Paine, SS Don Turner, FS Matt McKnight, CB Derrick Franklin.



TEAM STATS

	FS	BG
First Downs	27	17
Rushes-Yds.	24-80	44-126
Passing-Yds.	373	246
Return-Yds	59	32
Passes	31-50-4	22-32-1
Punts	2-39	7-40
Fumbles-Lost	4-3	2-0
Penalties-Yds.	4-35	8-68
Time of Possession	24:20	35:40

INDIVIDUAL STATS

	Rushing	
	Att.	Yds.
Fresno State		
Thomas	5	48
Carter	6	41

	Bowling Green	
	Att.	Yds.
Otten	31	136
Wagner	5	18

	Passing	
	A-C-I	Yds.
Fresno State		
Tedford	31-50-4	373

	Bowling Green	
	A-C-I	Yds.
McClure	22-32-1	246

	Receiving	
	Yds.	TD
Fresno State		
Paige	15	246
Griever	4	43
Wesson	3	21

	Bowling Green	
	Yds.	TD
Otten	11	76
Meek	4	55
Taylor	3	74



FRESNO STATE BOWL GAMES

CALIFORNIA RAISIN BOWL 5

FRESNO STATE 51

BOWLING GREEN 7


Dec. 14, 1985 • Fresno, Calif.

Score by Quarters	1	2	3	4	Score
Bowling Green	0	0	0	7	7
Fresno State	7	16	14	14	51

Scoring Summary

- FS James Williams, 10 yard run (Barry Belli kick)
- FS Anthony Mosley, 1 yard run (Belli kick)
- FS Gene Taylor, 33 yard pass from Kevin Sweeney (Belli kick)
- FS Safety, BG's Brian McClure tackled in end zone
- FS Taylor, 53 yard pass from Sweeney (Belli kick)
- FS Kelly Skipper, 29 yard run (Belli kick)
- BG Jeff Davis, 18 yard run (Paul Silvi kick)
- FS Stephen Baker, 40 yard pass from Sweeney (Belli kick)
- FS Skipper, 13 yard run (Belli kick)

Attendance: 32,554



FRESNO, Calif. – With a reputation as the highest scoring team in the nation, Fresno State dismantled Bowling Green, the Mid American Conference champion, 51-7 in a rematch of the 1982 Cal Bowl II. The ‘Dogs finished the season as the nation’s only unbeaten Division I team in standing-room only Bulldog Stadium.

Quarterback Kevin Sweeney helped Fresno State’s cause throwing for three touchdowns and the Bulldog running game churned out 225 yards, not to mention the Bulldog defense recovering five fumbles and intercepting three passes. The Falcons, stunned by the Bulldog strength, stood by watching their undefeated season and 14-game winning streak, the longest in the nation, come to an end.

The Bulldogs ended the first quarter with only seven of their to-be 51 points off a touchdown from James Williams on a 10-yard run down the center. Barry Belli nailed the extra point

The Bulldogs 14-point second period boosted a 21-0 lead over the then-nationally ranked Falcons with an Anthony Mosley 1-yard run resulting from a Bulldog fumble recovery on the Bowling Green 12-yard line. Then, with 6:59 left in the half Sweeney connected a 33-yard strike to Gene Taylor in the endzone. Belli secured both extra points.

The second half was simply more of the first with the Bulldogs scoring 23 points before time dissolved. Five minutes into the third quarter, Sweeney found Taylor alone on the sideline who scored on a 53-yard touchdown pass. Then, after an official timeout due to crowd noise, the Bulldogs marched 73 yards up the field scoring from a Kelly Skipper 29-yard run. Once again Belli completed the extra point pushing the score to 37-0 entering in the final period of play.

Sweeney connected a 40-yard pass with double-teamed Stephan Baker standing in the endzone. Then with 5:57 left in the game and the Bulldogs setting up on the 13-yard line, Skipper ran the ball through a wide gap down the center to seal the Fresno State California Bowl V victory. The 51-7 scoring margin ranks in Bulldog records as the highest bowl game spread and scoring game in Fresno State history.

Fresno State Lineups

Offense – SE Stephen Baker, LT David Lerma, LG Mike Chuhantseff, C Mike Savage, RG Terry Laffitte, RT Greg Lovering, TE Mark Scambray, QB Kevin Sweeney, FB Anthony Mosley, TB James Williams, FL Gene Taylor.

Defense – LE Greg Ramsey, NG Chris Pacheco, RE Mark Olson, SLB David Grayson, MLB George Petersen, WLB Anthony Nunn, ROV Cliff Hannemann, LC Anthony Dollarhide, RC Roark Kelly, SS Michael Stewart, FS Rod Webster.

TEAM STATS

	FS	BG
First Downs	21	15
Rushes-Yds.	36-89	48-225
Passing-Yds.	259	194
Return-Yds.	10	58
Passes	23-48-3	10-21-1
Punts	6-35	7-47
Fumbles-Lost	6-5	2-1
Penalties-Yds.	11-71	12-112
Time of Possession	32:19	27:51

INDIVIDUAL STATS

	Rushing	
Bowling Green	Att.	Yds.
Davis	7	78
Story	9	41
White	8	12
Schmelzle	2	7
McClure	9	-50

Fresno State	Att.	Yds.
Williams	18	94
Skipper	7	77
Mosley	9	59
Thomas	3	11
Sweeney	8	-16

Bowling Green	Passing	
McClure	A-C-I	Yds.
McClure	42-22-3	254
Neiman	6-1-0	5

Fresno State	A-C-I	
Sweeney	19-9-1	185
Defabio	1-1-0	9

Bowling Green	Receiving	
Schmelzle	Yds.	TD
Schmelzle	7	84
Meehan	7	65
Bayless	3	31
Rankin	1	19

Fresno State	Yds.	TD
Mosley	3	34
Taylor	2	86
Baker	2	49
Williams	2	16



FRESNO STATE BOWL GAMES

CALIFORNIA RAISIN BOWL 8

FRESNO STATE 35

WESTERN MICHIGAN 30

Dec. 10, 1988 • Fresno, Calif.

Score by Quarters	1	2	3	4	Score
Fresno State	7	7	21	0	35
Western Michigan	0	17	7	6	30

Scoring Summary

FS	A. Alexander, 55 yard pass from Barsotti (Loop kick)
FS	Alexander, 38 yard pass from Barsotti (Loop kick)
WMU	R. Oliver, 31 yard pass from Kimbrough (Creek kick)
WMU	Davis, 51 yard run (Creek kick)
WMU	Creek, 29 yard FG
FS	Rosette, 65 yard run (Loop kick)
WMU	Davis, 15 yard pass from Kimbrough (Creek kick)
FS	Rosette, 4 yard run (Loop kick)
FS	Jones, 26 yard run (Loop kick)
WMU	Kimbrough, 6 yard run (pass failed)

Attendance: 31,272

FRESNO, Calif. – Big West Conference champion Fresno State captured its third California Bowl title in seven years, before 31,272 fans in Bulldog Stadium.

The 'Dogs jumped out to an early 7-0 lead over the Broncos of Western Michigan when Mark Barsotti connected a 55-yard pass to Andre Alexander and Steve Loop nailed the extra point attempt.

The touchdown pair struck again in the second period when Barsotti found Alexander covering 38 yards, ball-in-hand, entering the endzone. Loop's extra point hit the target carrying the 'Dogs to a 14-0 lead.

The Broncos, silent through the first quarter, and the first minutes of the second, awoke to stun the Bulldogs with two consecutive touchdowns before the half dissolved. Robert Oliver crossed the line dragging a Bulldog defender off a 31-yard pass from Tony Kimbrough. John Creek gave the Broncos the extra point closing in on the Bulldog lead.

Less than two minutes passed before the Broncos landed in the endzone again. Setting up on the WMU 49-yard line, Rob Davis found an open tunnel through the defense and traveled into the endzone. Creek sent the extra point to the scoreboard tying the game 14-14.

Before time ran out, Bronco's Creek nailed a 29-yard field goal leaving the Bulldogs on their heels trailing 17-14 at the half for the first time at home during the '88 season.

The Bulldogs countered the Bronco lead in the second half with a ferocious running attack. On the Fresno State 35, Darrell Rosette located a hole in WMU defense and motored the ball 65-yards to score. Loop secured the extra point putting the Bulldogs again in the lead 21-20.

WMU responded with a touchdown by Davis only minutes later, but the Bulldogs held the momentum scoring on a 80-yard drive and a 4-yard run by Rosette.

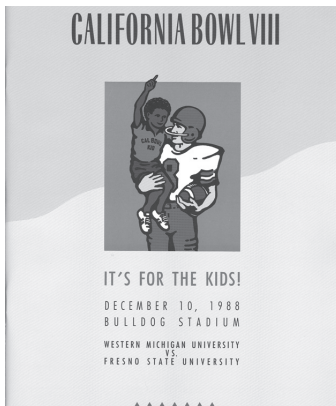
Ahead 28-24, the Bulldogs relentlessly pushed the Broncos tallying seven more points before the third quarter closed. Bulldog Myron Jones, handled the ball on the WMU 26-yard line, faked hitting the middle and veered to the corner to run it in and score.

Fresno State's senior running back Darrell Rosette earned the Cal Bowl Most Valuable Player award after rushing for a career-high 149 yards.

Fresno State Lineups

Offense – SE Dwight Pickens, LT Fil Lujan, LG Paul Vial, C Jim Rademann, RG Jeff Skidmore, RT Jeff Truschel, TE Craig Jones, TB Kelly Skipper, FB Myron Jones, QB Mark Barsotti, FL Andre Alexander.

Defense – SLB Tracy Rogers, LE Nick Ruggeroli, NG Chuck McCutchen, RE Willie Howard, MLB Brian Greer, WLB Blair Holloway, ROV Ron Cox, LC James Williams, SS Tony Harris, FS Craig Bowens, RC Darrel Martin.



TEAM STATS			
	FS	WMU	
First Downs	17	24	
Rushing Atts	46	35	
Rushing Yds.	242	187	
Passes A-C-I	29-15-3	57-24-0	
Passing Yds.	240	366	
Total Yds.	440	503	
Punts/Yds.	9-325	10-372	
Fumbles	1	3	
Penalties-Yds.	20-166	8-65	

INDIVIDUAL STATS			
	Rushing		
	Att.	Yds.	
Fresno State			
Skipper	4	6	
Vones	6	69	
Cooks	4	9	
Rosette	23	149	
Dickens	1	-3	
Barsotti	8	-30	
Western Michigan			
Davis	15	71	
Kimbrough	17	65	
Agema	3	1	

	Passing		
	A-C-I	TD	Yds.
Fresno State			
Barsotti	29-15-3	2	240
Western Michigan			
Kimbrough	57-24-0	2	366

	Receiving		
	Rec.	Yds.	TD
Fresno State			
Pickens	3	24	0
Alexander	3	103	2
Jones	5	76	0
Shelley	1	76	0
Rosette	2	6	0
Williams A.	1	5	0
Western Michigan			
Oliver	7	119	1
Boyko A.	5	120	0
Agema	6	120	0
Boyko B.	3	40	0
Davis	2	20	1
Belle	1	14	0



FRESNO STATE BOWL GAMES

CALIFORNIA RAISIN BOWL 9

FRESNO STATE 27

BALL STATE 6

Dec. 9, 1989 • Fresno, Calif.

Score by Quarters	1	2	3	4	Score
Ball State	0	6	0	0	6
Fresno State	0	10	3	14	27

Scoring Summary

- FS Steve Loop, 34 yard field goal
- BSU Barbee, 1 yard run (kick failed)
- FS Stephen Shelley, 91 yard pass from Barsotti (Loop kick)
- FS Ron Cox, 58 yard interception return (Loop kick)
- FS Curt Thornton, 5 yard pass from Buechele (Loop kick)

Attendance: 31,610

FRESNO, Calif. – With the coin flip landing in Ball State favor the Bulldogs kicked off the last Fresno State football game of the decade unaware that the game would result in a 27-6 victory over Ball State, an 11-1 winning season, the second consecutive California Raisin Bowl victory and the Bulldogs' fourth California Raisin Bowl title in eight years ('82, '85, '88, '89).

With 31,610 Fresno State fans packing Bulldog Stadium the 'Dogs led the Ball State Cardinals through a scoreless first period. The second quarter brought 10 more minutes of empty scoreboard windows until the Bulldogs took control of the game kicking a 33-yard field goal by Steve Loop.

The three point Ball State deficit did not hold as Ball State drove 73 yards, following a failed 44-yard Bulldog field goal attempt, to threaten Fresno State from 1-yard line. Cardinal Tom Barbee snuck into the endzone, but the extra point soared wide to the left putting Ball State ahead 6-3.

The Bulldogs retaliated in full force with a completed pass from Mark Barsotti to Stephen Shelley who ran the ball unscathed into the endzone for a 91-yard touchdown. Loop's extra point sent the 'Dogs into halftime with a 10-6 lead.

The third quarter of play continued to boost the Fresno State Red Wave moral. Loop nailed a field goal through the uprights from 27-yards pushing the Bulldog spread to 13-6.

The final minutes of play cemented the Bulldog win as Fresno State pulled away with two more touchdowns, holding the Cardinal to the original six points they found in the second quarter.

Less than a minute into the fourth quarter Ron Cox, a junior All-American, intercepted a BSU desperation pass and ran the ball 58 yards into the endzone. Loop sent another extra point to the scoreboard that now displayed a 20-6 Fresno State lead.

The contest was put to an end with an easy touchdown pass from Eric Buechele to wide-open Curt Thornton standing alone in the endzone. Loop rocketed his third successful extra point of the game tallying the 27-6 Fresno State California Raisin Bowl victory.

Cox received Most Valuable Player of the game.

Fresno State Lineups

Offense – SE Stephen Shelley, LT Fil Lujan, LG Paul Vial, C Dave Ewing, RG Melvin Johnson, RT Mike Foust, TE Rich Bartlewski, QB Mark Barsotti, TB Aaron Craver, FB Myron Jones, FL Dwight Pickens.
 Defense – SLB Jeff Thiesen, LE Terry Cook, NG Zack Rix, RE Nick Ruggeroli, MLB Pete Jenkins, WLB Devonne Edwards, ROV Ron Cox, LC Courtney Griffin, SS David Shelton, FS Marquez Pope, RC James Williams.




TEAM STATS

	FS	BSU
First Downs	18	16
Rushing Atts	40	36
Rushing Yds.	134	115
Passes A-C-I	28-17-0	32-15-4
Passing Yds.	309	160
Total Yds.	425	221
Punts/Yds.	6-31.7	7-34
Fumbles	0	0
Penalties-Yds.	9-57	4-30

INDIVIDUAL STATS

	Rushing Att.	Yds.	
Fresno State			
Barsotti	2	-3	
Cramer	22	65	
Cooks	8	31	
Jones	5	12	
Lewis	2	12	
Buechele	1	-1	
Ball State			
Riley	11	-22	
Parmalee	21	77	
Barbee	2	3	
Wilson	1	0	
Hammeroley	1	3	
	Passing A-C-I	TD	Yds.
Fresno State			
Barsotti	23-14-0	1	246
Buechele	4-3-0	1	63
Craver	1-0-0	0	0
Ball State			
Riley	29-13-3	0	138
Hameroley	3-2-1	0	22
	Receiving Rec.	Yds.	TD
Fresno State			
Jones	7	70	0
Thorton	2	16	1
Pickins	2	66	0
Craver	2	6	0
Shelley	1	91	1
Cooks	1	18	0
Burnett	2	42	0
Ball State			
Jones	3	53	0
Wilson	5	46	0
Parmalu	4	18	0
Jackson	2	12	0
Hammond	1	31	0



FRESNO STATE BOWL GAMES

CALIFORNIA RAISIN BOWL 11

BOWLING GREEN 28

FRESNO STATE 21

Dec. 14, 1991 • Fresno, Calif.



Score by Quarters	1	2	3	4	Score
Bowling Green	14	7	0	7	28
Fresno State	7	7	0	7	21

Scoring Summary

- BG Brett Landman, 5 pass from LeRoy Smith (Leaver kick)
- BG Mark Szlachcic, 29 pass from Erik White (Leaver kick)
- FS Mark Barsotti, 3 run (Mahoney kick)
- BG Szlachcic, 9 pass from White (Leaver kick)
- FS Anthony Daigle, 57 run (Mahoney kick)
- BG LeRoy Smith, 1 run (Leaver kick)
- FS Marty Thompson, 5 pass from Mark Barsotti (Mahoney kick)

Attendance: 34,877

FRESNO, Calif. – Bowling Green ended Fresno State's hope for a fourth California Raisin Bowl championship since 1982 on Bowling Green's 3-yard line, holding on for a 28-21 victory over the Bulldogs before a record bowl crowd of 34,877.

The Bulldogs, the Big West Conference champions who ended their season with a 10-2 record, needed to drive 99 yards inside the final three minutes for the game-tying touchdown. Behind senior quarterback Mark Barsotti, who was playing for the first time since breaking his leg on Oct. 19, Fresno State set up on Bowling Green's 3-yard line with 19 seconds to play. The Falcon defense played tight forcing Barsotti into three consecutive incomplete passes preserving the Bowling Green win.

Fresno State never ceased the relentless Bulldog attack entering the game as a two-touchdown favorite. The Falcons bolted out to leads of 14-0, 21-7 and 28-14 behind the passing combinations of quarterback Erik White and receiver Mark Szlachcic.

The Bulldogs cut the spread to 28-21 on a Barsotti TD pass to tight end Marty Thompson, then once again put themselves in position for the final drive on the Bowling Green 3-yard line after cornerback Tony Brown intercepted a White pass at the Fresno state 1-yard line.

The Bulldogs out-gained the Falcons 484-383, but the 'Dogs were constantly set back by costly penalties. Fresno State was flagged 11 times totaling 86 lost yards.

Fresno State Lineups

Offense – SE Kelvin Means, LT Ron Collins, LG Rus Hartmann, C Jason James, RG Melvin Johnson, RT Jesse Hardwick, TE Marty Thompson, QB Mark Barsotti, TB Ron Rivers, FB Lorenzo Neal, FL Malcolm Seabron.

Defense – SLB Jeff Thiesen, LE Judd Foell, NG Zack Rix, RE Earl Oliver, MLB Pete Jenkins, WLB Darren Boyer, ROV Steve Lee, LC Tony Brown, SS Stacey Wilcots, FS Marquez Pope, RC Emery Braxton.

TEAM STATS			
	FS	BG	
First Downs	24	22	
Rushing Atts	42	39	
Rushing Yds.	225	138	
Passes A-C-I	36-25-1	31-19-1	
Passing Yds.	286	268	
Total Yds.	484	383	
Punts/Yds.	3-32	4-31.5	
Fumbles	2	2	
Penalties-Yds.	11-86	3-36	

INDIVIDUAL STATS			
	Rushing		
	Att.	Yds.	
Fresno State			
Barsotti	9	21	
Rivers	7	5	
Neal	14	78	
Daigle	8	77	
Christian	2	10	
Allison	2	7	
	Passing		
	A-C-I	TD	Yds.
Fresno State			
Barsotti	36-25-1	1	286
	Receiving		
	Rec.	Yds.	TD
Fresno State			
Rivers	6	84	0
Neal	4	8	0
Winans	3	66	0
Thompson	4	25	1
Ross	3	28	0
Seabron	1	23	0
Means	2	39	0
Daigle	2	13	0
Bowling Green			
Redd	2	47	0
Szlachcic	11	189	2
Landman	3	14	1
Jackson	3	18	0



FRESNO STATE BOWL GAMES

FREEDOM BOWL

FRESNO STATE 24

USC 7

Dec. 29, 1992 • Anaheim, Calif.

Score by Quarters	1	2	3	4	Score
No. 23 USC	0	7	0	0	7
Fresno State	0	7	3	14	24

Scoring Summary

USC	Strother 1 yard run (Ford kick)
FS	Neal 1 yard run (Mahoney kick)
FS	Mahoney 43 yard field goal
FS	Daigle 2 yard run (Mahoney kick)
FS	Rivers 5 yard run (Mahoney kick)

Attendance: 58,546

ANAHEIM, Calif. – Fresno State pulled the bowl season’s biggest and most talked about upset with a stunning 24-7 win over Southern Cal in the Freedom Bowl IX held in Anaheim Stadium. The Bulldogs dominated the Trojans in every facet of the game, most notably in total offense, where Fresno State enjoyed a 405-183 advantage.

Offense is what took Fresno State to the Freedom Bowl, but defense is what won the game that Bulldogs’ head coach Jim Sweeney said was the “biggest game in Bulldog history.”

The ‘Dogs stole four turnovers from the favored Trojans and allowed only one third-down conversion in nine attempts. USC quarterback Rob Johnson found only seven completions in the Bulldogs’ secondary and threw three interceptions. Those defensive numbers, plus a Fresno State offense that ran 84 plays created chaos for the tradition-packed Trojans.

In the second, the always-responsive Bulldogs answered an early Trojan touchdown with an 11-play, 70-yard drive resulting in a 1-yard plunge by game MVP Lorenzo Neal. Four mid-range passes by Trent Dilfer, including a 10-yarder to Tydus Winans on fourth down at the USC 33, energized the drive.

Derek Mahoney added a field goal in the third quarter to give the ‘Dogs the lead, but two fourth quarter touchdowns sent the 30,000 Red Wavers in attendance back home with a win. Eight runs for 32 yards helped set up a 22-yard pass from Dilfer to Winans that put Fresno State at the USC two-yard line with just under six minutes to play. From there, Anthony Daigle took the ball across the goal line.

Big runs of 32 yards by Ron Rivers and 17 by Daigle moved the ‘Dogs up the field while using most of the remaining time on the clock. It took only five plays for Fresno State to travel 56 yards and get the game-clinching score on a 5-yard dash up the middle by Rivers.

Fresno State Lineups

Offense – SE Lee Harris, LT Ron Collins, LG Josh Coldiron, C Jason James, RG Rus Hartmann, RT Jesse Hardwick, TE Marty Thompson, QB Trent Dilfer, TB Ron Rivers, FB Lorenzo Neal, FL Malcolm Seabron.
 Defense – SLB Wendell Valentine, LE Brad Bell, NG Zack Rix, RE Nick Serfas, MLB Chris Peters, WLB Earl Oliver, ROV Gene Smith, LC Brian Porter, SS Sam Watson, FS Johnny Johnson, RC James Burton.

TEAM STATS			
	FS	USC	
First Downs	24	14	
Rushing Atts	56	32	
Rushing Yds.	262	112	
Passes A-C-I	28-13-0	18-7-3	
Passing Yds.	164	95	
Total Yds.	405	183	
Punts/Yds.	5-40.2	5-43	
Fumbles	1	1	
Penalties-Yds.	9-61	7-35	
INDIVIDUAL STATS			
	Rushing		
	Att.	Yds.	
Fresno State			
Daigle	11	54	
Dilfer	7	8	
Rivers	19	104	
Neal	19	75	
USC	Att.	Yds.	
Johnson	5	-12	
Crayton	19	79	
Strother	1	1	
Mooney	2	9	
Bender	2	3	
McFadden	3	8	
	Passing		
	A-C-I	TD	Yds.
Fresno State			
Dilfer	28-13-0	0	164
USC	A-C-I	TD	Yds.
Johnson	18-7-3	0	95
	Receiving		
	Rec.	Yds.	TD
Fresno State			
Ross	2	18	0
Winans	3	56	0
Neal	2	21	0
Thompson	2	29	0
Seabron	1	20	0
Rivers	2	13	0
Daigle	1	7	0
USC	Rec.	Yds.	TD
Crayton	2	10	0
Jackson	1	16	0
Hannah	1	8	0
Morton	3	61	0



FRESNO STATE BOWL GAMES

JEEP EAGLE ALOHA BOWL

COLORADO 41

FRESNO STATE 30

Dec. 25, 1993 • Honolulu, Hawai'i

Score by Quarters	1	2	3	4	Score
Fresno State	0	10	14	6	30
Colorado	10	10	14	7	41

Scoring Summary

- CU Salaam 2 yard run (Berger kick)
- CU Berger 44 yard field goal
- CU Hill 7 yard run (Berger kick)
- FS Mahoney 27 field goal
- CU Berger 49 field goal
- FS Seabron 68 yard fumble return (Mahoney kick)
- CU Salaam 40 yard run (Berger kick)
- FS Daigle 1 yard run (kick blocked)
- CU Leomiti 28 yard fumble return (Berger kick)
- FS Winans 8 yard pass from Dilfer (Daigle pass from Dilfer)
- CU Salaam 4 yard run (Berger kick)
- FS Winans 11 yard pass from Dilfer (pass failed)

Attendance: 44,009



HONOLULU – Before 44,009 fans Trent Dilfer passed for a career-best 523 yards and two touchdowns, but it was not enough for the Bulldogs to overcome 17th-ranked Colorado in a 41-30 loss at Aloha Stadium in the 12th annual Jeep Eagle Aloha Bowl on Christmas Day.

The Bulldogs, who finished second nationally in turnover margin, turned the ball over an uncharacteristic five times in the game which led directly to 24 Colorado points. The Buffaloes, Big Eight runner-up, led the entire game, once by as many as 18 points, but were never able to put the Bulldogs away.

Fresno State trailed 20-3 with one second left in the first half, but before time could run out Jamie Christian and Malcolm Seabron combined on an 81-yard kickoff return for a touchdown pulling the Bulldogs within 10 (20-10) heading into the second half.

The remaining 30 minutes were filled with scoring as the Buffaloes connected for 21 more points including a 40-yard run by Buffaloes' Salaam and a 28-yard fumble return by Leomiti. The Bulldogs contributed to the excitement closing in on the Buffaloes with three touchdowns of their own. Daigle found the endzone on a 1-yard carry in the third quarter followed by two Tydas Winans' TDs near the end of the third quarter and again at the conclusion of the fourth.

The Bulldogs, who came into the contest ranked 20th nationally in rushing (221.6 ypg), were held to just three net yards in the bowl contest. The Bulldogs out-gained the Buffaloes in total yards, 526-395.

Fresno State Lineups

Offense — SE Tydus Winans, LT Ron Collins, LG Josh Coldiron, C Jason James, RG Rus Hartmann, RT Kenny Hall, TE David Dunn, QB Trent Dilfer, TB Ron Rivers, FB Sal Mejico, FL Malcolm Seabron.

Defense — LE Chris Rockwell, NG Demetrius Edwards, RE Brad Bell, MLB Chris Peters, WLB Ron Papazian, ROV Gene Smith, LC James Burton, SS Sam Watson, FS Lance Thomas, RC Tommy Jones, CB Omar Stoutmire.

TEAM STATS

	FS	CU
First Downs	34	19
Rushing Atts	25	46
Rushing Yds.	79	295
Passes A-C-I	63-37-1	15-8-0
Passing Yds.	523	124
Total Yds.	526	395
Punts/Yds.	3-31.3	43.3
Fumbles	5	1
Penalties-Yds.	9-88	7-84

INDIVIDUAL STATS

	Rushing	
	Att.	Yds.
Fresno State		
Rivers	14	37
Daigle	5	14
Christian	1	6
Duhn	1	-5
Dilfer	4	-49

	Att.		Yds.
	Att.	Yds.	
Colorado			
Salaam	23	135	
Warren	10	68	
Stewart	8	50	
Hill	4	13	
Joseph	1	5	

	Passing		
	A-C-I	TD	Yds.
Fresno State			
Dilfer	63-37-1	2	523

	A-C-I			TD	Yds.
	A-C-I	TD	Yds.		
Colorado					
Stewart	15-8-0	0	124		

	Receiving		
	Rec.	Yds.	TD
Fresno State			
Dunn	9	149	0
C. Jones	6	84	0
Harris	5	87	0
Daigle	5	69	0
Rivers	5	58	0
Winans	3	33	2
Seabron	2	29	0
Christian	2	14	0

	Rec.			Yds.	TD
	Rec.	Yds.	TD		
Colorado					
Fourja	3	27	0		
C. Johnson	3	27	0		
Westbrook	1	43	0		
Cunningham	1	27	0		



FRESNO STATE BOWL GAMES

EA SPORTS LAS VEGAS BOWL

UTAH 17

FRESNO STATE 16

Dec. 18, 1999 • Las Vegas, Nev.



Score by Quarters	1	2	3	4	Score
Fresno State	7	0	3	6	16
Utah	7	0	7	3	17

Scoring Summary

- FS P. Williams 75 yard return of blocked field goal (Hanna kick)
- Utah M. Anderson 34 yard run (Truhe kick)
- FS Hanna 27 yard field goal
- Utah M. Anderson 5 yard run (Truhe kick)
- FS Ward 2 yard run (kick failed)
- Utah Truhe 33 yard field goal

Attendance: 28,277

LAS VEGAS – In their first bowl appearance since the 1993 season, the Bulldogs battled the Utah Utes of the Mountain West Conference in one of the best games of the bowl season, highlighted by the running of Mike Anderson, who ran for a game-record 254 yards and two touchdowns. Cletus Truhe kicked a 33-yard field goal with five minutes left as Utah beat Fresno State 17-16.

Fresno State went ahead 16-14 on the first play of the fourth quarter, but Colby Knight blocked Jeff Hanna's extra point attempt, setting the stage for Truhe's game winner. The game-winning kick was vindication for Truhe, whose first two field goal tries were blocked by Fresno's Terence Brown. The first block was returned 75 yards for a touchdown by Payton Williams.

Anderson scored on runs of 34 and 5 yards, the latter giving Utah (9-3) a 14-10 third-quarter lead. Fresno State answered with Derrick Ward's 2-yard TD run as the fourth quarter opened, giving the Bulldogs a 2-point lead.

Utah dominated the ball, gaining a bowl-record 334 yards rushing. Despite outgaining Fresno State 331 yards to 103, the Utes managed only a 7-all tie at halftime, the score coming on Anderson's 34-yard run with 3:51 left in the first quarter.

The Bulldogs went ahead 10-7 on Hanna's 27-yard field goal with 9:24 remaining in the third quarter.

The Utes regained the lead when Anderson finished a 68-yard drive with a 5-yard scoring run, breaking three tackles en route to his second touchdown of the night.

With Anderson breaking off key gains, the Utes drove 70 yards to the Bulldogs 14 before Truhe came on to kick the game-winning field goal with 5:03 remaining.

TEAM STATS

	FS	UTAH
First downs	16	25
Rushing Attempts	32	54
Net Yards Rushing	132	334
Net Yards Passing	147	214
Passes Attempted	28	24
Passes Completed	14	11
Had Intercepted	0	1
Total Offensive Plays	60	78
Total Net Yards	279	548
Fumbles-Lost	0-0	2-0
Penalties-Yards	6-59	15-151
Punts-Yards	5-185	4-144
Yards per punt	37.0	39.0
Interceptions-Yards	0-0	0-0
Fumble Returns-Yards	0-0	0-0
Time of Possession	24:06	35:54

INDIVIDUAL STATS

Rushing			
Fresno State	Att.	Yds.	
Ward	15	51	
Gaines 8	31		
Armstrong	4	29	
C.Smith	3	17	
Wright 2	4		
Utah	Att.	Yds.	
Anderson	34	254	
Bacon 8	9		
Russell 1	4		
Arceneaux	9	(minus 6)	
Crowshaw	2	(minus 9)	
Passing			
Fresno State	A-C-I	TD	Yds.
Volek	14-28-0	0	147
Utah	A-C-I	TD	Yds.
Arceneaux	8-15-0	0	94
Crowshaw	3-9-1	0	120
Receiving			
Fresno State	Rec.	Yds.	TD
Wright 6	55	0	
C.Smith	4	53	0
Armstrong	1	20	0
Mahdi 1	8	0	
Branstetter	1	6	0
Berrian 1	5	0	
Utah	Rec.	Yds.	TD
Russell 5	96	0	
Bendinger	2	70	0
Utu	2	28	0
Anderson	1	15	0
Richardson	1	5	0



FRESNO STATE BOWL GAMES

SILICON VALLEY FOOTBALL CLASSIC 1

AIR FORCE 37

FRESNO STATE 34

Dec. 31, 2000 • San Jose, Calif.



Score by Quarters	1	2	3	4	Score
Air Force	19	15	3	0	37
Fresno State	7	0	13	14	34

Scoring Summary

- AF Adams 37 FG
- AF McKay 29 pass from Thiessen (Adams kick)
- AF Adams 46 FG
- AF McKay 13 pass from Thiessen (run failed)
- FS Gaines 71 pass from Carr (Asparuhov kick)
- AF Thiessen 1 run (Adams kick)
- AF Thiessen 9 run (Jessop pass from Thiessen)
- FS Greco 2 pass from Carr (Asparuhov kick)
- AF Adams 24 FG
- FS Burch 8 pass from Carr (pass failed)
- FS Berrian 47 pass from Carr (Asparuhov kick)
- FS Berrian 51 pass from Carr (Asparuhov kick)

Attendance: 26,524

SAN JOSE, Calif. – After being down 34-7 at halftime many thought the Bulldogs would be in for a rout, but Fresno State responded only to come up 33 yards short with 14 seconds remaining as Air Force defeated Fresno State 37-34 in the inaugural bowl game at Spartan Stadium.

David Carr threw five touchdown passes for the Bulldogs, who nearly pulled a comeback win off. With 14 seconds left, Fresno State brought in Asen Asparuhov for a 33-yard field-goal attempt to tie it. But holder Jason Simpson pulled a fake, aiming for Giachino Chiaromonte in the end zone. The pass fell incomplete.

Trailing 19-0 late in the first quarter, Fresno State finally got on the board with a 71-yard touchdown pass from Carr to Paris Gaines with 23 second left in the opening quarter. It was the longest reception of Gaines' career.

Carr completed 22 of 33 passes for 391 yards.

Thiessen's pass to Chris Jessop gave Air Force a 34-7 lead in the first half.

Fresno State mounted a comeback in the second half. The Bulldogs took a chance on fourth-and-2 in the third quarter and Carr's completion to Alec Greco in the end zone made it 34-14.

After Dave Adams booted his 24-yard field goal for Air Force, Carr threw an 8-yard scoring pass to Donnell Burch to narrow the margin to 37-20.

Adams attempted a 30-yard field goal with 10:47 left in the game, but Fresno State's Terence Brown blocked the kick. That set up a scoring drive that ended with Carr's 47-yard pass to Bernard Berrian.

Berrian caught a 51-yard pass from Carr a little more than three minutes later, and the crowd - mostly Fresno State fans - went wild.

TEAM STATS

	AFA	FS
First Downs	28	18
Rushing Attempts	65	22
Net Yards Rushing	267	59
Net Yards Passing	204	391
Passes Attempted	24	38
Passes Completed	12	22
Had Intercepted	0	1
Total Offensive Plays	89	60
Total Net Yards	471	450
Fumbles-Lost	0-0	2-1
Penalties-Yards	4-41	9-82
Punts-Yards	3-78	5-201
Yards per punt	26.0	40.2
Interceptions-Yards	1-14	0-0
Fumble Returns-Yards	0-0	0-0
Time of Possession	38:17	21:43

INDIVIDUAL STATS

	Rushing Att.	Yds.
Air Force		
Thiessen	18	99
Palmer	4	56
McKay	10	43
Beard	11	33
Becker	10	28
Brown	9	14
Giovanetti	1	-2

	Att.	Yds.
Fresno State		
Ward	5	27
Gaines	5	16
Wright	1	7
Smith	2	6
Carr	9	3

	Passing A-C-I	TD	Yds.
Air Force			
Thiessen	24-12-0	2	204

	A-C-I	TD	Yds.
Fresno State			
Carr	33-22-1	5	391
Simpson	1-0-0	0	0

	Receiving Rec.	Yds.	TD
Air Force			
McKay	4	56	2
Labasco	3	68	0
Brown	2	46	0
Fleming	1	14	0
Jessop	1	12	0
Amezaga	1	8	0

	Rec.	Yds.	TD
Fresno State			
Berrian	7	162	2
Wright	5	77	0
Gaines	4	102	1
Smith	3	34	0
Greco	2	8	1
Burch	1	8	1



FRESNO STATE BOWL GAMES

SILICON VALLEY FOOTBALL CLASSIC 2

MICHIGAN STATE 44

No. 20 FRESNO STATE 35

DEC. 31, 2001 • SAN JOSE, CALIF.



Score by Quarters	1	2	3	4	Score
Michigan State	17	20	0	7	44
Fresno State	14	7	7	7	35

SCORING SUMMARY

- FS Stephen Spach 5-yard pass from David Carr (Asen Asparuhov kick)
- MSU Charles Rogers 72-yard from Jeff Smoker (Dave Rayner kick)
- MSU Monquiz Wedlow 0-yard fumble recovery (Dave Rayner kick)
- FS Rodney Wright 36-yard pass from David Carr (Asen Asparuhov kick)
- MSU Dave Rayner 41-yard field goal
- MSU T.J. Duckett 5-yard run (Dave Rayner kick)
- FS Rodney Wright 79-yard pass from David Carr (Asen Asparuhov kick)
- MSU T.J. Duckett 39-yard run (Dave Rayner kick)
- MSU Charles Rogers 69-yard pass from Jeff Smoker (Dave Rayner kick)
- FS Paris Gaines 2-yard run (Asen Asparuhov kick)
- FS Paris Gaines 15-yard pass from David Carr (Asen Asparuhov kick)
- MSU Ivory McCoy 5-yard pass from Jeff Smoker (Dave Rayner kick)

ATTENDANCE: 30,456

SAN JOSE, Calif. — Charles Rogers set a Michigan State record with 270 yards receiving - and he wasn't even the most prolific pass-catcher on the field at the Silicon Valley Football Classic.

It was that kind of a day in San Jose, as Rogers caught two of Jeff Smoker's three touchdown passes during the Spartans' phenomenal first half in a 44-35 victory over Fresno State on Monday.

In a matchup of two potent offenses that combined for 1,146 total yards, Smoker and Rogers outdueled Fresno State's high-profile combo of David Carr and Rodney Wright, who finished with 13 catches for a school-record 299 yards and two TDs.

After an inconsistent season in which they finished eighth in the Big Ten and barely qualified for a bowl, the Spartans (7-5) gained 405 yards and scored 37 points before halftime.

Carr threw for 531 yards to Smoker's 376, but the Spartans' big early lead proved too large to overcome. After Fresno State (11-3) pulled within two points in the final minutes, the Spartans made one last scoring drive to clinch their second bowl victory under coach Bobby Williams.

T.J. Duckett rushed for 184 yards and two scores as Michigan State overwhelmed the Bulldogs, whose high-octane offense was expected to dominate the game. Instead, Fresno State ended its breakout season with its first loss in four games against teams from BCS conferences.

Carr, who won the Johnny Unitas award as the nation's top senior quarterback, ended his prolific career with another amazing game, but he couldn't play defense. Fresno State fell to 0-3 in bowl games during Pat Hill's otherwise successful tenure.

After the teams exchanged handshakes, Michigan State defensive end Nick Myers, the game's defensive MVP, planted the school flag at midfield. Trailing 37-28 with 6:52 left, Fresno State's Bryce McGill blocked Craig Jarrett's punt and returned it to the Spartans 16. Two plays later, Paris Gaines caught a screen pass and ran through several blocks for a TD.

But Michigan State came alive once again for a 77-yard drive. After a 43-yard reception by Rogers, Smoker hit Ivory McCoy for a 5-yard TD with 1:59 left. After just two seasons, this unassuming lower-tier bowl game is building a reputation for exciting, bizarre football. Last season, the Bulldogs overcame a 27-point deficit, but lost the inaugural game to Air Force when a superbly executed fake field goal failed in the closing seconds.

Though Spartan Stadium was dominated by thousands of red-clad fans who made the two-hour drive from Fresno, Michigan State had a large rooting section of transplanted Michiganders and thousands of fans who made the trip for the bowl and the Michigan State basketball team's game against Stanford last Saturday.

Fresno State opened the frenzied first half by driving 63 yards in four plays for the first TD just 59 seconds in. Less than eight minutes later, Michigan State replied with a 72-yard TD pass from Smoker to Rogers.

Offensive milestones fell faster than snow in East Lansing on a surprisingly warm, dry day after a week of rain in the San Francisco Bay area. In the first quarter alone, the Spartans had the longest rush in the school's bowl history, the second-longest pass in their bowl history, their longest field goal of the season and their first defensive touchdown of the year.

With a 69-yard TD pass to Rogers 3:05 before halftime, Michigan State went ahead 37-21. The teams combined for 752 total yards in the first half.

TEAM STATS

	MSU	FS
First Downs	23	25
Rushing	10	3
Passing	13	22
Penalty	0	0
Rushing Attempts	42	22
Yards Gained Rushing	227	71
Yards Lost Rushing	17	42
Net Yards Rushing	210	29
Net Yards Passing	376	531
Passes Att.-Comp.	32-22	58-35
Total Offensive Plays	74	80
Total Net Yards	586	560
Fumbles: Number-Lost	1-0	2-1
Penalties: Number-Yards	8-64	6-30
Number of Punts-Yards	6-232	5-198
Average Per Punt	38.7	39.6
Punt Returns: No.-Yards	2-3	3-27
Kickoff Returns: No.-Yards	5-108	6-115
Interceptions: No.-Yards	2-23	1-0
Possession Time	34:43	25:17
Third-Down Conversions	4/13	7/16
Fourth-Down Conversions	1/2	1/1

INDIVIDUAL STATS

Rushing		Yds.
Michigan State	Att.	Yds.
Duckett	27	184
Smoker	9	17
Flowers	5	11
Team	1	(-2)

Passing		Yds.
Fresno State	Att.	Yds.
Gaines	10	26
Wright	2	19
Fontenot	2	17
Levi 1	6	
Team	1	(-6)
Berrian	1	(-10)
Carr 5	(-23)	

Michigan State		TD	Yds.
Smoker	A-C-1	3	376


Fresno State		TD	Yds.
Carr 35-56-2	A-C-1	4	531

Receiving		Yds.
Michigan State	Att.	Yds.
Rogers	10	270
Haygood	5	49
Baker	4	44
McCoy	2	10
Lovett	1	3

Fresno State		Yds.
Wright	Att.	Yds.
Wright	13	299
Berrian	9	94
Smith	5	77
Gaines	2	18
Greco	2	15
Gilbert	1	15
Shabaglian	1	11
Spach	1	5
Davis	1	(-3)

DEFENSIVE LEADERS

- MICHIGAN STATE: (UA-A-S) Guess 9-3-1, Nelson 5-3-0, Maples 4-4-0.
- FRESNO STATE: (UA-A-S) McGill 4-6-0, Dailey 3-6-0, Williams 4-2-0.
- Interceptions-Yards
- MICHIGAN STATE: Maples 1-23, Bryan 1-0.
- FRESNO STATE: Banks 1-0
- Sacks-Yards
- MICHIGAN STATE: Vickerson 1-7, Myers 1-7, Dukes 1-6. FRESNO STATE: Burley 1-7, Johnson 1-6



FRESNO STATE BOWL GAMES

SILICON VALLEY FOOTBALL CLASSIC 3

FRESNO STATE 30

GEORGIA TECH 21

Dec. 31, 2002 • San Jose, Calif.



Score by Quarters	1	2	3	4	Score
Georgia Tech	7	0	14	0	21
Fresno State	3	10	7	10	30

Scoring Summary

FS	Asparuhov 22-yard FG, 11:00
GT	Watkins 35-yard pass from Suggs (Manget kick), 2:51
FS	Asparuhov 42-yard FG, 5:35
FS	Meza 48-yard INT return (Asparuhov kick), 0:14
GT	Bilbo 1-yard run (Manget kick), 8:45
FS	R. Davis 3-yard run (Asparuhov kick), 6:06
GT	Smith 42-yard pass from Bilbo (Manget kick), 0:51
FS	Asparuhov 33-yard FG, 3:43
FS	R. Davis 28-yard run (Asparuhov kick), 2:23

Attendance: 26,524

SAN JOSE, Calif. – Rodney Davis rushed for 153 yards and two touchdowns and Fresno State’s defense forced seven turnovers as the Bulldogs – playing with a depleted roster – defeated Georgia Tech 30-21 at Spartan Stadium.

The Bulldogs (9-5) had not won a postseason game since beating USC in the 1992 Freedom Bowl, a string of four losses in a row.

And they were even more proud they did it with a roster missing some of the team’s best players. Fresno State suited only 45 players and was missing five starters.

“This win was for the guys who couldn’t make it,” Davis said.

A new Western Athletic Conference rule requires athletes to pass at least six credits to play in a bowl game, and seven didn’t meet the requirement. They may have had incompletes or grades that had not yet been finalized, for example.

“For the nation to think we played with ineligible players is a misconception,” coach Pat Hill said. “We were playing with non-certified players. ...I’m so proud of this football team. We had some adversity this week and this season.”

Three seniors stayed home, some because their grades weren’t posted.

“That drives me nuts,” Hill said. “But we persevered.”

Asen Asparuhov kicked a 33-yard field goal with 3:43 left, one of his three in the game, and Davis clinched the victory with a 28-yard TD run just more than a minute later for the Bulldogs.

And the Fresno State defense did an impressive job after halftime of weathering a strong second-half comeback attempt by Georgia Tech freshman backup quarterback Damarius Bilbo.

Bilbo passed for a touchdown and ran for another after replacing the ineffective A.J. Suggs, but Bilbo also threw four interceptions as the Yellow Jackets (7-6) committed seven turnovers.

Georgia Tech was the only team in the ACC to throw more interceptions (14) than touchdowns (13) this season.

The game turned into a muddy mess after hard rain fell Monday night. It took only a few plays for Georgia Tech’s gleaming white uniforms to turn a dull brown, and there were plenty of slips and missed plays.

In a lackluster first half, the teams struggled to take advantage of their scoring opportunities, with Fresno State leading 13-7 at halftime.

Dee Meza’s 48-yard interception return for a touchdown with 14 seconds left in the second quarter highlighted the half.

Fresno State was playing in the Silicon Valley Classic for the third consecutive year, and Bulldogs fans took up the majority of the seats at Spartan Stadium.

TEAM STATS

	GT	FS
First Downs	16	20
Rushing	6	12
Passing	7	6
Penalty	3	2
Rushing Attempts	31	55
Yards Gained Rushing	150	230
Yards Lost Rushing	20	44
Net Yards Rushing	130	186
Net Yards Passing	218	188
Passes Att.-Comp.-Int.	27-9-6	31-16-0
Total Offensive Plays	58	86
Total Net Yards	348	374
Average Gain Per Play	6.0	4.3
Fumbles: No.-Lost	2-1	3-2
Penalties: No.-Yards	5-53	10-94
Number of Punts-Yards	5-193	7-261
Average Per Punt	38.6	37.3
Punt Returns: No.-Yards	4-59	3-7
Kickoff Returns: No.-Yards	3-54	2-72
Interceptions: No.-Yards	0-0	6-53
Fumble Returns: No.-Yards	0-0	0-0
Possession Time	21:54	38:06
Third-Down Conversions	4 of 11	8 of 22
Fourth-Down Conversions	0 of 1	1 of 1
Sacks By: Number-Yards	3-23	2-9

INDIVIDUAL STATS

	Att.	Yds.
Rushing		
Georgia Tech		
Eziemefe	3	38
Smith	7	35
Bilbo	12	30
Sampson	2	17
Suggs	1	12
Team	1	(-2)
Fresno State		
R. Davis	37	153
Pinegar	9	20
Sumlin	6	15
Ray	1	2
Jamison	1	(-2)
Team	1	(-2)

	A-C-I	TD	Yds.
Passing			
Georgia Tech			
Bilbo	7-20-4	1	178
Suggs	2-7-2	1	40

	A-C-I	TD	Yds.
Fresno State			
Pinegar	16-31-0	0	188

	Att.	Yds.
Receiving		
Georgia Tech		
Watkins	5	82
Bridges	3	94
Smith	1	42

	Att.	Yds.
Fresno State		
Jamison	5	50
Gilbert	4	84
Spach	3	22
Reid	2	14
Jennings	1	15
R. Davis	1	3

DEFENSIVE LEADERS

Tackles (UA-A)
 GEORGIA TECH: Fox 6-10, Smith 2-10, Wimbush 5-6, Henderson 4-7, Muyres 4-6, Butler 5-1.
 FRESNO STATE: McGill 4-7, Meza 2-4, Sanders 1-5, Sanders 0-6, Dailey 1-4, Stewart 1-4, Worrell 0-5.
 Interceptions-Yards
 GEORGIA TECH: None
 FRESNO STATE: Meza 2-48, Stewart 1-5, McGill 1-0; Sanders 1-(3), Worrell 1-3.
 Sacks (UA-A)
 GEORGIA TECH: Fox 1-0, Parker 1-0, Henderson 1-0.
 FRESNO STATE: Stewart 1-0, Sanders 2-0.



FRESNO STATE BOWL GAMES

SILICON VALLEY FOOTBALL CLASSIC 4

FRESNO STATE 17

UCLA 9

Dec. 30, 2003 • San Jose, Calif.



Score by Quarters	1	2	3	4	Score
UCLA	0	7	2	0	9
Fresno State	14	3	0	0	17

Scoring Summary

- FS Sumlin, Bryson 1 yd run (Visintainer, B kick)
- FS Sumlin, Bryson 44 yd pass from Pinegar, Paul (Visintainer, B kick)
- FS Visintainer, B 36 yd field goal
- UCLA Bragg, Craig 27 yd pass from Olson, Drew (Medlock, Justin kick)
- UCLA TEAM safety

Attendance: 30,456

SAN JOSE, Calif. – Pat Hill used to watch Rodney Davis grind out yards in the snow and mud in high school - so Fresno State's coach knew the star senior would be well suited for the conditions Tuesday night.

Davis rushed for 77 yards to win his second straight Silicon Valley Classic offensive MVP award in Fresno State's 17-9 victory over UCLA on a messy field at Spartan Stadium. Nearly one year ago, Davis rushed for 153 yards and two TDs -- the last being the game-clincher -- in Fresno State's victory over Georgia Tech.

"I just had to fight through it and stick with it," Davis said. "I've played on fields like this for a long time. The mud is no problem." It sure seemed to be bad for the Bruins.

Though even a dry field might have caused them problems the way their offense has been performing.

UCLA (6-7) lost its last five games to turn what once was a promising season into a disappointment under first-year coach Karl Dorrell. The inefficient offense was again the culprit, going 2-for-14 on third-down conversions.

Bryson Sumlin made his first career touchdown catch and also ran for a score for Fresno State (9-5), which made its school-record fifth straight bowl appearance and fourth in a row in this game. Sumlin, a sophomore backup who began his Fresno State career as a cornerback, capitalized on two big chances to score and helped the Bulldogs beat the Bruins for the first time in six meetings. And once again, the Bulldogs seized the opportunity to spoil things for a bigger, more prominent program in a game dominated by defense.

Paul Pinegar passed for 133 yards, but Fresno State didn't exactly need a prolific offense to beat the inept Bruins, who managed just 164 total yards - 97 in one series shortly before halftime.

Manuel Sanchez intercepted Bruins quarterback Drew Olson with 2:42 left and several Bulldogs celebrated their win by sliding face-first through the mud.

"Our defense just played awesome the whole game," Hill said.

Fresno State seemed to be in control until a drive midway through the third quarter in which a series of mistakes left the Bulldogs facing fourth-and-37. Asi Faoa blocked the ensuing punt in the end zone for a UCLA safety.

Later in the quarter, Pinegar fumbled when he attempted to throw and left Fresno State stranded at its own 1. But the Bruins bailed out the Bulldogs by roughing punter Mike Lingua, and UCLA never mounted another significant drive.

The Bruins swore they were happy with their less than glamorous bowl destination, but they sure didn't play that way. UCLA seemed disinterested and disorganized, struggling to stop Fresno State's offense and failing to move the ball through the air or on the ground while falling behind 17-0 early in the second quarter.

After Fresno State stopped UCLA on fourth-and-1 late in the first quarter, Pinegar completed a 44-yard TD pass to Sumlin, who also had a 1-yard scoring run earlier in the period.

When Fresno State downed a punt inside the 3 shortly before halftime, the Bruins briefly woke up. UCLA went 97 yards in just seven plays, with Craig Bragg making a spectacular 27-yard diving catch in the corner of the end zone 20 seconds before halftime for the Bruins' first score.

Fresno State lost the first two Silicon Valley Classics, including a thrilling last-second defeat on a failed fake field goal in the inaugural game. The Bulldogs beat Georgia Tech in the game last season, overcoming several injuries for the school's first bowl victory since 1992.

TEAM STATS

	UCLA	FS
First Downs	11	20
Rushing	4	11
Passing	4	7
Penalty	3	2
Rushing Attempts	25	49
Yards Gained Rushing	91	188
Yards Lost Rushing	23	32
Net Yards Rushing	68	156
Net Yards Passing	96	133
Passes Att.-Comp.-Int.	31-11-1	26-12-1
Total Offensive Plays	56	75
Total Net Yards	164	289
Average Gain Per Play	2.9	3.9
Fumbles: No.-Lost	2-0	2-0
Penalties: No.-Yards	5-55	8-71
Number of Punts-Yards	9-399	7-230
Average Per Punt	44.3	32.9
Punt Returns: No.-Yards	2-12	4-31
Kickoff Returns: No.-Yards	4-75	1-12
Interceptions: No.-Yards	1-0	1-15
Fumble Returns: No.-Yards	0-0	0-0
Possession Time	24:02	35:58
Third-Down Conversions	2-14	5-15
Fourth-Down Conversions	0-1	0-0
Sacks By: No.-Yards	1-7	2-13

INDIVIDUAL STATS

Rushing		Att.	Yds.
UCLA	Drew	17	65
	Harris	3	12
	Olson	5	(-9)

Fresno State		Att.	Yds.
R. Davis		13	77
Wright		13	58
Sumlin		13	28
Pinegar		7	(-2)
Team		3	(-5)

Passing		A-C-1	TD	Yds.
UCLA	Olson	31-11-1	1	96


Fresno State		A-C-1	TD	Yds.
Pinegar		26-12-1	1	133

Receiving		Att.	Yds.
UCLA	Bragg	5	71
	Cowan	3	16
	Lewis	2	13
	Drew	1	(-4)

Fresno State		Att.	Yds.
Wood		3	33
Berrian		2	1
Sumlin		1	44
Jennings		1	24
R. Davis		1	10
Spach		1	10
Jamison		1	7
Gilbert		1	4
Williams		1	0

DEFENSIVE LEADERS

- Tackles (UA-A)
- UCLA: Leisle 0-10, Ohaeri 3-6, McNeal 2-5, Lorier 1-6, Niusulu 0-7, Havner 0-7, Chillar 2-4.
- FRESNO STATE: J. Sanders 6-3, Meza 6-3, Marshall 2-2, McGill 2-2, McIntyre 2-2, Dailey 1-3, Morris 1-2, Leonard 0-2
- Interceptions-Yards
- UCLA: Leisle 1-0
- FRESNO STATE: Sanchez 1-15
- Sacks-Yards
- UCLA: Boschetti 1-7
- FRESNO STATE: McIntyre 1-8, Morris 1-5



FRESNO STATE BOWL GAMES

MPC COMPUTERS BOWL

FRESNO STATE 37

VIRGINIA 34

Dec. 27, 2004 • Boise, Idaho



Score by Quarters	1	2	3	4	OT	Score
Virginia	14	7	3	7	3	34
Fresno State	7	3	7	14	6	37

Scoring Summary

UVA	Pearman, A 13 yd run (Hughes, C kick)
FS	Jennings 13 yd pass from Pinegar (Visintainer kick)
UVA	McGrew 7 yd pass from Hagans (Hughes, C kick)
UVA	Hagans 8 yd run (Hughes kick)
FS	Visintainer 49 yd field goal
FS	Jamison 22 yd pass from Pinegar (Visintainer kick)
UVA	Hughes 33 yd field goal
FS	Wood 22 yd pass from Pinegar (Visintainer kick)
UVA	Lundy 20 yd run (Hughes kick)
FS	Fairman 3 yd pass from Pinegar (Visintainer kick)
UVA	Hughes 26 yd field goal
FS	Spach 25 yd pass from Pinegar

Attendance: 28,156

BOISE, Idaho – Paul Pinegar shrugged off midseason criticism and kept throwing for touchdowns.

Pinegar had five TD passes, including the game-winning 25-yarder to Stephen Spach in overtime, as Fresno State beat No. 18 Virginia 37-34 in the MPC Computers Bowl on Monday.

"Winning feels great, especially against a Virginia team that has a great defense," Pinegar said.

He was fabulous, completing 23 of 36 passes for 235 yards without an interception, helping the Bulldogs (9-3) erase a 21-7 second-quarter deficit and notch another win against a big-name team.

"We've got a lot of great teams in the WAC: Boise State, Hawaii, UTEP," Pinegar said. "We've showed that we definitely can compete with some of the best teams in the nation."

His five touchdown passes were a record for the game, formerly known as the Humanitarian Bowl.

Virginia got the first possession of overtime, taking a 34-31 lead on a 26-yard field goal by Connor Hughes.

It didn't take Pinegar long to end it, though. He froze the defense with a play-action call and zipped a pass inside the 5 to Spach, who fought off a pair of would-be tacklers and dropped into the end zone.

The Bulldogs stormed off the sideline in celebration while the Cavaliers were left dazed.

"When you catch the ball in that situation, you're just looking for the end zone," Spach said. "You just keep on running. I knew I was really close."

Virginia had things in hand after Wali Lundy followed his big blockers and rumbled across the blue turf at Boise State's home field on a 20-yard TD run that put the Cavaliers up 31-24 with 6:20 remaining.

But Pinegar wasn't finished. He started on the 17, turning to the ground game and working the clock to give Fresno State a chance to tie.

Wendell Mathis ran 22 yards to Virginia's 25 and Bryson Sumlin reached the 15 on a 6-yard burst. On third-and-6 at the 10, Pinegar threaded a 7-yard pass into double coverage to tight end Duncan Reid, then spiked the ball to stop the clock at 28 seconds.

That put the ball at the 3, but soon the Bulldogs faced fourth-and-goal. Pinegar rolled right and connected with Jaron Fairman for a TD with 11 seconds to go.

"My last option was to tuck it and run, but that would have been tough sledding to get in," Pinegar said. "Jaron made a great catch. After he caught it, they swiped at his arm but he did a great job to hold on."

Brent Vinsintainer added the point after, and it was tied at 31.

"We never panicked when we were down 14 points," said Pinegar, who was harshly criticized when Fresno State lost three straight games after a 3-0 start.

"We knew we just needed to stop making mistakes."

Pinegar is now 3-0 in bowl games as Fresno State's quarterback.

Mathis ran for 126 yards on 15 carries, and Sumlin added 94 yards on 21 attempts. The Bulldogs established a second-half ground game after being outplayed by the bigger Cavaliers in the first half.

"In the first half, we were just a little bit out of sync," Hill said. "It was a feeling-out process. I felt we were capable of moving the ball. At halftime, we talked about playing a physical game."

Virginia quarterback Marques Hagans also had a great game, throwing for 162 yards on 18-of-30 passing with one TD. He ran for 85 yards and a TD, and his team's best play was often a drop-back pass that morphed into a long scramble.

TEAM STATS

	UVA	FS
FIRST DOWNS	21	25
Rushing	12	9
Passing	7	14
Penalty	2	2
NET YARDS RUSHING	260	222
Rushing Attempts	36	38
Average Per Rush	7.2	5.8
Yards Gained Rushing	269	223
Yards Lost Rushing	9	1
NET YARDS PASSING	162	235
Comp.-Att-Int	18-31-0	23-38-0
TOTAL OFFENSE YARDS	422	457
Total offense plays	67	76
Fumbles: No.-Lost	0-0	0-0
Penalties: No.-Yards	10-82	7-64
PUNTS-YARDS	4-128	5-178
Average Yds. Per Punt	32.0	35.6
Punt returns: No.-Yards	0-0	0-0
KICKOFFS-YARDS	6-393	5-287
Touchbacks	3	1
Kickoff returns: No.-Yds-TD	3-97-0	3-67-0
Average Per Return	32.3	22.3
Interceptions: No.-Yds	0-0	0-0
Possession Time	27:12	32:48
Third-Down Conversions	8-15	8-16
Fourth-Down Conversions	1-1	2-2
Red-Zone Scores-Chances	5-5	3-4
Sacks By: No.-Yards	1-0	1-2
Field Goals	2-2	1-1

Individual Stats

	Att.	Net Yds.	TD
Virginia	7	85	1
Hagans, M	14	63	1
Lundy, W	9	52	1
Pearman, A	5	46	0
Snelling, J	1	14	0
Davis, B	1	14	0

	Att.	Net Yds.	TD
Fresno State	15	126	0
Wendell Mathis	21	94	0
Bryson Sumlin	2	2	0
Paul Pinegar	2	2	0

Passing

	A-C-1	TD	Yds.
Virginia	30-18-0	1	162
Hagans, M	1-0-0	0	0
Lundy, W	1-0-0	0	0

	A-C-1	Att.	Yds.
Fresno State	36-23-0	5	235
Paul Pinegar			

Receiving

	Att.	Yds.	TD
Virginia	5	66	0
Miller, H	4	30	1
McGrew, M	3	21	0
Pearman, A	2	16	0
Mines, F	2	10	0
Snelling, J	1	15	0
Davis, B	1	4	0
Lundy, W	1	4	0

	Att.	Yds.	TD
Fresno State	5	12	0
Joe Fernandez	4	46	1
Jermaine Jamison	4	43	1
Adam Jennings	2	29	1
Stephen Spach	2	18	0
Wendell Mathis	2	5	0
Matt Rivera	1	22	1
Mark Wood	1	7	0
Duncan Reid	1	3	1
Jaron Fairman	1	(-10)	0
Paul Pinegar	1	(-10)	0

Defensive Leaders

Tackles (UA-A)	Virginia: Hardy, J 7-6; Parham K. 2-9; Hamilton, M. 7-3.
Fresno State: Dwayne Andrews 2-7; James Sanders 4-3; Todd Garcia 3-4.	
Sacks (No.-Yds.)	Virginia: Schmidt 1-0.
Fresno State: Todd Garcia 1-2.	



FRESNO STATE BOWL GAMES

AUTOZONE LIBERTY BOWL

TULSA 31

FRESNO STATE 24

Dec. 31, 2005 • Memphis, Tenn.

Score by Quarters	1	2	3	4	Score
Fresno State	7	7	3	7	24
Tulsa	0	17	0	14	31

Scoring Summary

FS	Mathis 6 yd run (Zimmerman kick)
TLS	Parrish 22 yd run (DeVault kick)
TLS	Adams 63 yd run (DeVault kick)
FS	Sumlin 25 yd run (Zimmerman kick)
TLS	DeVault 41 yd field goal
FS	Zimmerman 27 yd field goal
FS	Fernandez 21 yd pass from Pinegar (Zimmerman kick)
TLS	Davis 54 yd pass from Smith (DeVault kick)
TLS	Smith 4 yd run (DeVault kick)

Attendance: 54,894

MEMPHIS, Tenn. – Paul Smith ran four yards for the winning touchdown with 2:55 remaining and Tulsa's defense had two key fourth-quarter interceptions in a 31-24 victory over Fresno State in the Liberty Bowl on Saturday.

Smith, the game's MVP, finished 18-of-27 passing for 234 yards with a 54-yard touchdown pass to Ashlan Davis, but made his biggest play on the ground when he scrambled around three Fresno State defenders and into the end zone to secure Tulsa's first bowl victory since 1991.

Defensive back Anthony Germany set up that play by picking off Paul Pinegar's pass with just under 7 minutes remaining. Smith then led Tulsa on the decisive eight-play, 52-yard drive.

Fresno State (8-5) had one final chance to force overtime and Pinegar drove the Bulldogs to the Tulsa 42 before his pass toward the sideline was picked off by linebacker Nelson Coleman.

The Golden Hurricane (9-4) then ran out the clock and celebrated their first bowl victory since they beat San Diego State in the Freedom Bowl in 1991.

Tulsa had to come from behind to beat its former WAC rival in Fresno State, which was ranked as high as No. 16 in the nation back in November. Fresno State took a 24-17 lead on Pinegar's 21-yard touchdown pass to Joe Fernandez on the second play of the quarter.

The Golden Hurricane tied it at 24-24 two possessions later when Smith found Davis streaking behind the secondary for a 54-yard TD pass.

Tarrison Adams led Tulsa with 102 yards rushing, but most of that came on a 63-yard touchdown burst in the second quarter. That scoring run gave Tulsa its first lead at 14-7 and came about 4 minutes after teammate Uiril Parrish tied it by running 22 yards for the Golden Hurricane's first touchdown.

Pinegar finished 19-of-30 passing for 213 yards with one touchdown and two interceptions, while Wendell Mathis had 117 yards rushing and his WAC-best 15th rushing touchdown of the season for Fresno State.

Pinegar also was denied in his attempt to become the first quarterback to go 4-0 as a starter in bowl games.

The former WAC rivals traded field goals in the second and third quarters, with Brad DeVault kicking a 41-yarder on the final play of the first half to give Tulsa a 17-14 halftime lead. Fresno State tied it at 17 on Kyle Zimmerman's 27-yard field goal early in the third.

Fresno State backup Bryson Sumlin had a 25-yard TD run late in the first half.

The game was sponsored by AutoZone.



Team Stats

	FS	TLS
FIRST DOWNS	22	20
Rushing	11	9
Passing	11	10
Penalty	0	1
NET YARDS RUSHING	208	196
Rushing Attempts	47	28
Average Per Rush	4.4	7.0
Yards Gained Rushing	225	209
Yards Lost Rushing	17	13
NET YARDS PASSING	213	234
Comp.-Att.-Int	19-30-2	18-27-0
TOTAL OFFENSE YARDS	421	430
Total offense plays	77	55
Fumbles: No.-Lost	1-0	1-1
Penalties: No.-Yards	5-35	2-10
PUNTS-YARDS	3-103	4-161
Average Yds Per Punt	34.3	40.2
Punt returns: No.-Yds	2-6	0-0
KICKOFFS-YARDS	5-278	5-277
Touchbacks	1	1
Kickoff returns: No.-Yds	3-79-0	3-49-0
Average Per Return	26.3	16.3
Interceptions: No.-Yds	0-0-0	2-1-0
Possession Time	38:20	21:40
Third-Down Conversions	11-18	4-9
Fourth-Down Conversions	1-2	0-1
Red-Zone Scores-Chances	2-4	1-1
Sacks By: Number-Yards	0-0	0-0
Field Goals	1-2	1-1

Individual Stats

	Att.	Net Yds.	TD
Rushing			
Fresno State			
Wendell Mathis	31	117	1
Bryson Sumlin	11	57	1
Paul Pinegar	3	27	0
Matt Rivera	2	7	0
Tulsa			
Adams, Tarrison	11	102	1
Parrish, Uiril	9	51	1
Smith, Paul	7	45	1
Passing			
Fresno State	A-C-1	Att.	Yds.
Paul Pinegar	30-19-2	1	213
Tulsa	A-C-1	Att.	Yds.
Smith, Paul	27-18-0	1	234
Receiving			
Fresno State	Att.	Yds.	TD
Jaron Fairman	6	73	0
Paul Williams	3	47	0
Joe Fernandez	2	25	1
Adam Jennings	2	20	0
Bear Pascoe	2	10	0
Matt Rivera	1	19	0
Wendell Mathis	1	13	0
Jesus Tapia	1	6	0
J. Jamison	1	0	0
Tulsa	Att.	Yds.	TD
Davis, Ashlan	8	128	1
Mills, Garrett	4	52	0
Parrish, Uiril	3	19	0
Adams, Tarrison	2	29	0
Keopple, Landon	1	6	0

Defensive Leaders

Tackles (UA-A)
 Fresno State: Emanuel Sanchez 5-7; Dwayne Andrews 5-5; Rich Marshall 6-1; Alan Goodwin 2-4.
 Tulsa: Nelson Coleman 5-9; Nick Graham 8-4; C. Chamberlain 7-4; Nick Bunting 4-4.
 Sacks (No.-Yds.)
 Fresno State: None.
 Tulsa: None.



FRESNO STATE BOWL GAMES

ROADY'S HUMANITARIAN BOWL

FRESNO STATE 40
 GEORGIA TECH 28
 Dec. 31, 2007 • Boise, Idaho



Score by Quarters	1	2	3	4	Score
Fresno State	3	17	14	6	40
Georgia Tech	7	0	14	7	28

Scoring Summary

GT	DThomas 35 yd pass from T. Bennett (T. Bell kick)
FS	Stitser, Clint 21 yd field goal
FS	Moore, Marlon 6 yd run (Stitser, Clint kick)
FS	Lubinsky, Drew 3 yd pass from Brandstater, T. (Stitser, Clint kick)
FS	Stitser, Clint 39 yd field goal
FS	Smith, Clifton 43 yd run (Stitser, Clint kick)
GT	J. Dwyer 36 yd run (T. Bell kick)
FS	Brandstater, T 24 yd run (Stitser, Clint kick)
GT	J. Dwyer 2 yd run (T. Bell kick)
GT	D.J. Donley 20 yd pass from C. Booker (T. Bell kick)
FS	Smith, Clifton 32 yd run (Brandstater, T pass failed)

Attendance: 27,062

BOISE, Idaho – Fresno State capped a terrific season by adding Georgia Tech - again - to their list of conquests from BCS conferences. Clifton Smith rushed for 152 yards and two touchdowns, Tom Brandstater threw for a score and ran for another and the Bulldogs beat Georgia Tech 40-28 in the Humanitarian Bowl.

It's Fresno State's second bowl win over Georgia Tech, after beating the Yellow Jackets 30-21 in the 2002 Silicon Valley Football Classic, and it made the Bulldogs 3-0 against the ACC in bowls. Fresno State has won four of its last five bowl games, all four wins coming against teams from the six conferences with automatic bids to the Bowl Championship Series.

Fresno State scored 27 consecutive points after Tech jumped ahead 7-0, and rolled up 571 yards of total offense, the most allowed by the Yellow Jackets this season. Georgia Tech, which led the country in sacks with 47, never got to Brandstater.

Brandstater was Tech's biggest problem early on, before Smith took over with 135 yards rushing in the second half and both of his TDs. Brandstater even added a 24-yard TD run in the third quarter, behind an escort from tight end Bear Pascoe.

But it was his first half that was most impressive, when Brandstater directed scoring drives of 82, 90 and 91 yards, and the Bulldogs scored 17 points in the second quarter, including 10 in the final 2 minutes.

Brandstater, who finished 23 of 30 passing, threw a 3-yard TD pass to Drew Lubinsky with 1:54 left in the half, the first catch of the junior's college career.

Georgia Tech drove to the Fresno State 47, but on fourth down with 23 seconds left, quarterback Taylor Bennett was sacked. Brandstater then completed three straight passes and Clint Stitser kicked a 39-yard field goal, his second of the half, to give the Bulldogs a 20-7 lead. Smith then started the second half with a 43-yard TD run to give Fresno State a 27-7 lead.

Backup quarterback Calvin Booker, in for injured starter Taylor Bennett, threw a towering jump ball that D.J. Donley wrestled from Fresno State defensive backs Moses Harris and Damion Owens, pulling the Yellow Jackets within six with 13:06 left.

Brandstater tried to answer, leading the Bulldogs inside the Tech 10. But wide receiver Marlon Moore, who scored on a 6-yard run in the first half, fumbled on a hit by safety Joe Gaston. After Darryl Richard recovered, the Bulldogs' defense held and Smith capped his career-best day with a 32-yard sprint with 1:50 remaining.

TEAM STATS

	GT	FS
FIRST DOWNS	23	29
Rushing	10	16
Passing	11	11
Penalty	2	2
NET YARDS RUSHING	161	286
Rushing Attempts	40	42
Average Per Rush	4.0	6.8
NET YARDS PASSING	218	285
Completions-Attempts-Int	17-32-1	23-31-0
TOTAL OFFENSE YARDS	379	571
Total offense plays	72	73
Average Gain Per Play	5.3	7.8
Fumbles: Number-Lost	1-0	2-1
Penalties: Number-Yards	8-62	10-80
PUNTS-YARDS	4-151	2-24
Average Yards Per Punt	37.8	12.0
Net Yards Per Punt	37.8	7.0
KICKOFFS-YARDS	5-310	7-413
Punt returns: Number-Yards-TD	1-10-0	0-0-0
Average Per Return	10.0	0.0
Kickoff returns: Number-Yds-TD	7-60-0	5-125-0
Average Per Return	8.6	25.0
Interceptions: Number-Yds-TD	0-0-0	1-0-0
Possession Time	26:31	33:29
Third-Down Conversions	10 of 16	8 of 11
Fourth-Down Conversions	1 of 2	0 of 0
Red-Zone Scores-Chances	2-2	3-4
Sacks By: Number-Yards	0-0	3-23

INDIVIDUAL STATS

	Att.	Net Yds.	TD
Rushing			
Georgia Tech			
Choice, T.	12	69	0
Dwyer, J.	12	62	2
Nesbitt, J.	6	37	0

	Att.	Net Yds.	TD
Fresno State			
Smith, Clifton	18	152	2
Harding, Anthony	11	46	0
Brandstater, Tom	3	40	1
Miller, Lonyae	7	38	0
Moore, Marlon	2	11	1

	A-C-I	TD	Yds.
Passing			
Georgia Tech			
Bennett, T.	9-15-0	1	91
Booker, C.	7-15-1	1	116

	A-C-I	TD	Yds.
Fresno State			
Brandstater, Tom	23-30-0	1	285

	Att.	Yds.	TD
Receiving			
Georgia Tech			
Thomas, D.	4	69	1
Johnson, J.	4	61	0
Smith, G.	3	45	0
Donley, D.J.	3	33	1
Fresno State			
Att.			
Moore, Marlon	7	80	0
Pascoe, Bear	6	72	0
Smith, Clifton	4	57	0
Ajirrotutu, Seyi	2	39	0
Crawley, Jason	1	15	0
Tapia, Jesus	1	10	0
Hamler, Jamel	1	9	0
Lubinsky, Drew	1	3	1

DEFENSIVE LEADERS

Tackles (UA-A)
 GEORGIA TECH: Wheeler, P. 6-5; Guyton, G. 5-5; Lewis, J. 5-3; Jones, D. 5-2.
 FRESNO STATE: Riley, Marcus 5-4; Jacobs, Ben 2-7; Haynes, Marvin 3-5; Clutts, Tyler 6-1.
 Sacks (No.-Yds.)
 GEORGIA TECH: None.
 FRESNO STATE: Clutts, Tyler 2-13; Monga, Jon 1-10.



FRESNO STATE BOWL GAMES

NEW MEXICO BOWL 1

COLORADO STATE 40

FRESNO STATE 35

Dec. 20, 2008 • Albuquerque, N.M.



Score by Quarters	1	2	3	4	Score
Colorado State	10	10	0	20	40
Fresno State	14	7	7	7	35

Scoring Summary

FS	Miller, Lonyae 1 yd run (Goessling, K. kick)
CSU	Stucker, Grant 18 yd run (Smith, Jason kick)
FS	Harding, A. 2 yd run (Goessling, K. kick)
CSU	Smith, Jason 29 yd field goal
CSU	Smith, Jason 22 yd field goal
FS	Miller, Lonyae 69 yd run (Goessling, K. kick)
CSU	Sperry, Kory 22 yd pass from Farris, Billy (Smith, Jason kick)
FS	Harding, A. 2 yd run (Goessling, K. kick)
CSU	Johnson, Gartre 1 yd run (Johnson, Gartre rush failed)
CSU	Greer, Rashaun 69 yd pass from Farris, Billy (Smith, Jason kick)
CSU	Johnson, Gartre 77 yd run (Smith, Jason kick)
FS	Skidmore, Ryan 7 yd pass from Brandstater, T. (Goessling, K. kick)

ALBUQUERQUE, N.M. -- Fresno State had two backs each rush for 100 yards and two touchdowns, but Bulldog miscues in the final quarter saw Colorado State outscore the Bulldogs 20-7 and win 40-35.

The Dogs couldn't find an answer for Ram back Gartrell Johnson, who rushed for a career-high 285 yards and scored two touchdowns.

The Rams (7-6) took their first lead at 33-28 when Billy Farris threw a 69-yard TD to Rashaun Greer with seven minutes left. Fresno State cornerback Sharrod Davis took a big chance but whiffed on his attempt to bat the ball. Greer made the catch at the 30 and went untouched into the end zone.

The loss also spoiled big rushing efforts by Anthony Harding and Lonyae Miller, who each scored twice. Harding finished with 120 yards rushing, and Miller added 113. Fresno State got within 40-35 with 55 seconds to go when Tom Brandstater threw a 7-yard pass to Ryan Skidmore. But Colorado State's Kyle Bell had no trouble fielding the ensuing onside kick.

The loss capped a rough season for the injury-depleted Bulldogs (7-6), who talked in fall workouts about a possible Bowl Championship Series run. They led 28-20 early in the fourth quarter.

Johnson was named most valuable offensive player in front of 24,735 fans.

This was the second bowl game of the bowl season.

He broke a 57-yard run in the first quarter and went another 57 yards on a shovel pass from Farris in the second, leaving defenders reaching for the dreadlocks tumbling out of his helmet.

Johnson, who averaged 99 yards rushing this season, had 97 by the end of the first quarter. He went wild against a young Fresno State defense that had allowed 197 yards rushing per game.

The Rams trailed 21-20 after 6-foot-6 Kory Sperry caught a perfectly placed ball from Farris and beat two defenders in the corner of the end zone with two seconds remaining in the first half.

The Bulldogs played without six starters--four on defense--who were lost for the season. But they were in control most of the way. Miller scored Fresno State's first TD on a 1-yard plunge. Then he bounced outside for a 69-yard TD run to put the Bulldogs up 21-13 late in the second quarter.

The Bulldogs were playing in their ninth bowl game in the last 10 years. Only 16 other schools playing in bowl games this season have been as successful.

TEAM STATS

	FS	CSU
FIRST DOWNS	22	20
Rushing	12	12
Passing	9	7
Penalty	1	1
NET YARDS RUSHING	362	248
Rushing Attempts	39	39
Average Per Rush	9.3	6.4
Rushing Touchdowns	3	4
NET YARDS PASSING	257	186
Completions-Attempts-Int	17-30-1	13-23-1
Average Per Attempt	8.6	8.1
Average Per Completion	15.1	14.3
Passing Touchdowns	2	1
TOTAL OFFENSE YARDS	619	434
Total offense plays	69	62
Average Gain Per Play	9.0	7.0
Fumbles: Number-Lost	3-0	0-0
Penalties: Number-Yards	6-60	3-25
PUNTS-YARDS	2-84	5-217
KICKOFFS-YARDS	8-534	5-320
Kickoff returns: Number-Yds-TD	5-87-0	4-96-0
Average Per Return	17.4	24.0
Interceptions: Number-Yds-TD	1-15-0	1-26-0
Possession Time	31:49	28:11
Third-Down Conversions	8 of 14	5 of 11
Fourth-Down Conversions	0 of 1	0 of 0
Red-Zone Scores-Chances	4-4	4-4
Sacks By: Number-Yards	0-0	1-4

INDIVIDUAL STATS

	Att.	Net Yds.	TD
Rushing			
Colorado State			
Johnson, G.	27	285	2
Morton, D.	3	41	0
Stucker, G.	2	6	0
Mosure, J.	2	17	0
Bell, K.	2	6	0
Farris, B.	3	-1	0
Fresno State			
Harding, Anthony	18	120	2
Miller, Lonyae	13	113	2
Mathews, Ryan	4	13	0
Wylie, Devon	1	6	0
Brandstater, Tom	2	4	0
West, Chastin	1	-8	0

	A-C-1	TD	Yds.
Passing			
Colorado State			
Farris, B.	29-17-1	2	257
Borcky, T.J.	1-0-0	0	0
Fresno State			
Brandstater, Tom	A-C-1	TD	Yds.
	23-13-1	1	186


	Att.	Yds.	TD
Receiving			
Colorado State			
Johnson, G.	5	90	0
Pauga, Z	4	36	0
Morton, D.	3	29	0
Greer, R.	1	69	1
Sperry, K.	1	22	1
Fresno State			
Ajirotutu, Seyi	3	81	0
Pascoe, Bear	3	39	0
Moore, Marlon	3	25	0
Evans, Rashad	1	28	0
Harding, Anthony	1	8	0
Skidmore, Ryan	1	7	1

DEFENSIVE LEADERS

Tackles (UA-A)
 COLORADO STATE: Brewer, R. 6-4; Galusha, J. 7-2; Pagnotta, M. 6-3; Sisson, M. 3-3; Oppenheer, N. 3-3; Horinek, J. 2-2; Clark, J. 1-3; Owens, B. 2-0.
 FRESNO STATE: Carter, C. 2-7; Plummer, S. 4-4; Bell, L. 3-5; Jacobs, B. 3-4; Herron, N. 1-6; Dunn, D. 2-4; Harris, M. 2-3; Ike, I. 2-2; Davis, S. 1-3; Jorde, J. 3-0.

Sacks (No.-Yds.)

COLORADO STATE: None
 FRESNO STATE: Ike, I. 1.0-4



FRESNO STATE BOWL GAMES

NEW MEXICO BOWL 2

WYOMING 35

FRESNO STATE 28

Dec. 19, 2009 • Albuquerque, N.M.

Score by Quarters	1	2	3	4	2OT	Score
Wyoming	7	7	3	11	7	35
Fresno State	0	14	7	7	0	28



Scoring Summary

WY	ALEXANDER, A. 68 yd run (WATTS, Ian kick)
FS	Mathews, Ryan 4 yd run (Goessling, K. kick)
WY	BOLLING, Greg 21 yd pass from CARTA-SAMUELS,A (WATTS, Ian Kick)
FS	Hamler, Jamel 10 yd pass from Colburn, Ryan (Goessling, K. kick)
FS	Hamler, Jamel 43 yd pass from West, Chastin (Goessling, K. kick)
WY	WATTS, Ian 40 yd field goal
FS	Mathews, Ryan 5 yd run (Goessling, K. kick)
WY	LEONARD, David 11 yd pass from CARTA-SAMUELS,A (BOLLING, Greg pass from CARTA-SAMUELS,A)
WY	WATTS, Ian 37 yd field goal
WY	LEONARD, David 13 yd pass from CARTA-SAMUELS,A (WATTS, Ian kick)

ALBUQUERQUE, N.M. – Freshman Austyn Carta-Samuels threw three touchdown passes, the last a 13-yarder to David Leonard in the second overtime Saturday, and Wyoming beat Fresno State 35-28 in the New Mexico Bowl.

The first of 34 bowls was a high-scoring matchup that was decided by defense.

Wyoming (7-6) stopped the nation's leading rusher, Fresno State's Ryan Mathews, on three rushing attempts from the 1 in the first overtime. The Bulldogs (8-5) tried a quarterback sneak on fourth down and came up short.

The Cowboys scored on the first possession in double overtime, then held Fresno State on downs.

The Bulldogs were playing in their 10th bowl game in the last 11 seasons and for the second straight year played in the New Mexico Bowl.

Game Notes:

- Fresno State made its 10th bowl appearance in the last 11 seasons.
- Ryan Mathews scored his 37th and 38th career rushing touchdowns in the game, tying a New Mexico Bowl record for most rushing TDs in game. His first tied the game at 7-7 with a 4-yard run. That followed a big fourth down conversion in which Mathews reeled off a 29-yard run to put the ball at the 4 yard line. His touchdown extended his career school record.
- Mathews posted his 11th 100-yard rushing game of the season, most by a back in school history and tying the WAC record set in 2000 by LaDainian Tomlinson of TCU.
- On the day, Mathews had 144 yards on 31 carries. He finishes his third season at Fresno State second for career rushing with 3,280 yards on 530 carries with 38 TDs to average 6.2 yards per carry. Mathews ran for 1,808 yards in 2009, surpassing Rodney Davis's record of 1,586 by 222 yards.
- In the WAC record book, Mathews finishes fourth in single season rushing yards, 16th all-time in career rushing yards and 12th in rushing touchdowns.
- Jamel Hamler's two-touchdown game gives him four in the last four games. Two of those touchdowns were acrobatic, as he scored with 2 seconds remaining against Illinois as he stretched the ball across the goal line and then a leaping catch against Wyoming and landing with his feet in bounds. Replays on both plays proved touchdowns were the correct calls on the field. He added his second TD of the game on a reverse pass from fellow receiver Chastin West.
- Hamler's two touchdowns tied a New Mexico Bowl record for most in a game, held by five other players in including teammates Lonyae Miller (2008), Anthony Harding (2008) and Ryan Mathews (2009).
- Ben Jacob's blocked kick at the end of the half of a 50-yard field goal attempt by the Cowboys was the fifth of his career. It was Fresno State's fifth of the season, 84th of the Pat Hill era and the 49th since 2002, most in the nation. It was the second on New Mexico Bowl history.
- Chastin West completed his first pass attempt of his career, a 43-yard pass to Jamel Hamler on Fresno State's first drive of the third quarter to give the Dogs their first lead of the game, 21-14.
- Junior Chris Lewis got his first career interception and had a 27-yard interception return, breaking a New Mexico Bowl game record for most return yards on an interception. His interception was tipped by Cornell Banks and he returned to the Wyoming 6 yard line. Mathews scored two plays later to give the Dogs a 28-17 lead.
- Senior Wilson Ramos made his first quarterback sack of the season, UW dropping quarterback Austyn Carta-Samuels in the third quarter.
- The game was the first overtime game in New Mexico Bowl history and Fresno State's second double-overtime game in the 2009 season.

TEAM STATS

	FS	WY
FIRST DOWNS	19	26
Rushing	10	14
Passing	8	11
Penalty	1	1
NET YARDS RUSHING	197	234
Rushing Attempts	44	50
Average Per Rush	4.5	4.7
Rushing Touchdowns	2	1
Yards Gained Rushing	206	271
Yards Lost Rushing	9	37
NET YARDS PASSING	169	204
C-A-I	14-20-0	18-33-1
Average Per Attempt	8.4	6.2
Average Per Completion	12.1	11.3
Passing Touchdowns	2	3
TOTAL OFFENSE YARDS	366	438
Total offense plays	64	83
Average Gain Per Play	5.7	5.3
Fumbles: Number-Lost	2-2	1-0
Penalties: Number-Yards	5-61	3-19
PUNTS-YARDS	3-139	3-112
Average Yards Per Punt	46.3	37.3
Net Yards Per Punt	38.0	38.0
Inside 20	1	1
50+ Yards	1	0
Touchbacks	1	0
Fair catch	0	0
KICKOFFS-YARDS	5-335	6-345
Average Yards Per Return	67.0	57.5
Net Yards Per Kickoff	51.6	39.3
Touchbacks	1	0
Punt returns: #-Yards-TD	2--2-0	1-5-0
Average Per Return	-1.0	5.0
Kickoff returns: #-Yds-TD	5-109-0	3-57-0
Average Per Return	21.8	19.0
Interceptions: #-Yds-TD	1-27-0	0-0-0
Fumble Returns: #-Yds-TD	0-0-0	0-0-0
Miscellaneous Yards	0	0
Possession Time	26:47	33:13
1st Quarter	7:46	7:14
2nd Quarter	7:06	7:54
3rd Quarter	8:42	6:18
4th Quarter	3:13	11:47
OT Quarter	0:00	0:00
Third-Down Conversions	2 of 10	9 of 20
Fourth-Down Conversions	2 of 4	4 of 4
Red-Zone Scores-Chances	3-5	2-2
Sacks By: Number-Yards	2-9	3-5
PAT Kicks	4-4	3-3
Field Goals	0-0	2-4



FRESNO STATE BOWL GAMES

uDROVE HUMANITARIAN BOWL

NORTHERN ILLINOIS 40

FRESNO STATE 17

Dec. 18, 2010 • Boise, Idaho

Score by Quarters	1	2	3	4	Score
Northern Illinois	6	17	10	7	40
Fresno State	7	3	0	7	17

SCORING SUMMARY

- FS Hamler, Jamel 11 yd pass from Colburn, Ryan (Goessling, kick)
- NIU HARNISH, Chand 7 yd run (CKLAMOVSKI, M kick failed)
- NIU HARNISH, Chand 28 yd run (CKLAMOVSKI, M kick)
- NIU CKLAMOVSKI, M 45 yd field goal
- FS Goessling, 45 yd field goal
- NIU SKARB, Kyle 22 yd pass from HARNISH, Chand (CKLAMOVSKI, M kick)
- NIU CKLAMOVSKI, M 51 yd field goal
- NIU SPANN, Chad 18 yd run (CKLAMOVSKI, M kick)
- NIU SPANN, Chad 8 yd run (CKLAMOVSKI, M kick)
- FS Evans, Rashad 11 yd pass from Colburn, Ryan (Goessling, kick)



Team Stats	NIU	FS
FIRST DOWNS	22	26
Rushing	7	5
Passing	14	17
Penalty	1	4
NET YARDS RUSHING	203	74
Rushing Attempts	28	35
Avg. Per Rush	7.2	2.1
Rushing Touchdowns	4	0
Yards Gained Rushing	208	120
Yards Lost Rushing	5	46
NET YARDS PASSING	300	288
C-A-I	17-27-0	28-38-0
Avg. Per Attempt	11.1	7.6
Avg. Per Completion	17.6	10.3
Passing Touchdowns	1	2
TOTAL OFFENSE YARDS	503	362
Total offense plays	55	73
Average Gain Per Play	9.1	5.0
Fumbles: Number-Lost	1-0	2-1
Penalties: Number-Yards	6-65	4-43
PUNTS-YARDS	0-0	3-91
Average Yards Per Punt	0.0	30.3
Net Yards Per Punt	0.0	30.3
Inside 20	0	1
50+ Yards	0	0
Touchbacks	0	0
Fair catch	0	2
KICKOFFS-YARDS	8-529	4-257
Avg. Yards Per Kickoff	66.1	64.2
Interceptions: Number-Yds-TD	0-0-0	0-0-0
Fumble Returns: Number-Yds-TD	0-0-0	0-0-0
Miscellaneous Yards	0	0
Possession Time	24:07	35:53
1st Quarter	6:02	8:58
2nd Quarter	6:23	8:37
3rd Quarter	6:07	8:53
4th Quarter	5:35	9:25
Third-Down Conversions	2 of 6	6 of 15
Fourth-Down Conversions	0 of 2	1 of 3
Red-Zone Scores-Chances	3-3	2-3
Touchdowns	3-3	2-3
Field goals	0-3	0-3
Sacks By: Number-Yards	6-36	0-0
PAT Kicks	4-5	2-2
Field Goals	2-2	1-2

BOISE, Idaho--The Dogs got out to a fast start in the first quarter, forcing the Huskies to turn the ball over on downs on their opening possession. The Bulldogs responded with a 69-yard scoring drive, capped by Colburn's 11-yard scoring strike to Jamel Hamler, who was named the Most Valuable Player for Fresno State.

Colburn was 28-for-38 on the night and threw for two touchdowns.

The Bulldogs finished the 2010 season with an 8-5 record and made its 11th bowl appearance in 12 seasons. Overall, the 'Dogs have played in 24 bowl games in school history.

Freshman Jalen Saunders recorded a career-high 58 yards on five carries for the most rushing yards of the night. His longest rush was 19-yards.

Kicker Kevin Goessling hit a field goal, his 21st of the season, from 45-yards.



FRESNO STATE BOWL GAMES

SHERATON HAWAII BOWL

SMU 43

FRESNO STATE 10

Dec. 24, 2012 • Honolulu, Hawaii (Aloha Stadium)

Score by Quarters	1	2	3	4	Score
Fresno State (9-4, 7-1 MW)	0	0	7	3	10
SMU (7-6, 5-3 C-USA)	0	22	7	14	43



SCORING SUMMARY	Drive	Time	Score
SMU 2nd 14:07	GILBERT, G. 17 yd run (HOVER kick)	5-93	2:26 0-7
SMU 2nd 12:16	HOVER, Chase 30 yd field goal	4-3	0:56 0-10
SMU 2nd 10:50	HUNT, Margus safety	--	-- 0-12
SMU 2nd 05:24	LINE, Zach 8 yd run (HOVER kick)	11-67	5:18 0-19
SMU 2nd 01:37	HOVER, Chase 48 yd field goal	4--5	2:11 0-22
FS 3rd 10:21	ADAMS, Davante 6 yd pass from CARR, Derek (BRESHEARS kick)	3-15	1:05 7-22
SMU 3rd 07:01	JOHNSON, Darius 21 yd pass from GILBERT, G. (HOVER kick)	7-75	3:20 7-29
FS 4th 13:21	BRESHEARS, Quen 32 yd field goal	7-72	1:30 10-29
SMU 4th 09:05	REED, Taylor 69 yd interception return (HOVER kick)	--	-- 10-36
SMU 4th 01:14	GREENBAUER, H. 83 yd interception return (HOVER kick)	--	-- 10-43

HONOLULU- The SMU Mustangs denied the Fresno State football team a chance at registering its first 10-win season since 2001, as they defeated the Bulldogs 43-10 Monday in the 2012 Sheraton Hawaii Bowl at Hawaiian Airlines Field at Aloha Stadium.

The loss ends Fresno State's five-game winning streak it carried with them after capturing the Mountain West title in its first season in the league. The Bulldogs end the season with a 9-4 overall record while SMU finished 7-6.

"I was surprised, I thought it was going to be a very competitive game," said head coach Tim DeRuyter, who already had become the winningest first-year coach in Fresno State history. "People were talking about the explosive offensives, but we thought both defenses were pretty good and it was going to come down to take-aways. They are a well-coached team, got good players and outplayed us today."

SMU's defense out powered the Bulldog offense, forcing the 'Dogs to turn the ball over four times and sacking Derek Carr seven times. Margus Hunt, the SMU MVP of the Sheraton Hawaii Bowl, had two of those sacks, one of which was in the end zone for a safety and he forced a fumble on the other.

The seven sacks Fresno State allowed in the game were the most all year. The Bulldogs had five sacks of their own, which was the third time this year they registered five sacks in a game.

"We got to protect better, but give SMU all the credit they did a heck of a job," DeRuyter said. "I thought in the first half [Hunt] was clearly a problem for us. He did a heck of a job and was a beast to be blocked."

The Mustangs held a 22-0 lead at the half. Fresno State, set up by a 50-yard interception return by Sean Alston, got on the board early in the third with a Carr six-yard touchdown pass to Davante Adams.

However, SMU countered on the drive after that with a seven-play, 75-yard touchdown drive to take the wind out of the Bulldogs' sail.

Carr finished the game completing 33-of-54 passes for 362 yards and one touchdown with two interceptions. He set a new Mountain West single-season record for passing yards with 4,104, which is just the second 4,000-yard passing season in school history.

"We got humbled. Sometimes I guess you don't want to say that, but you may need that," Carr said. "I know this gives us something to work for in the offseason. I can't wait to move on from this one and get going."

Adams' touchdown gave him a TD reception in eight-straight games to end the year. He tied Henry Ellard's record set back in 1982 for consecutive games with a touchdown.

Adams was named the Bulldog MVP of the Sheraton Hawaii Bowl. He finished the game with 13 catches for 144 yards and the one touchdown. This was his third-straight 100-yard receiving game and sixth this year, which ties for the third-most in Bulldog history.

The Bulldog defense, which has already recorded the biggest turnover turnaround from one year to the next, got two turnovers in the game. Alston was responsible for both, picking off two passes and he extended Fresno State's streak to 11-straight games with a pick. That is the longest active streak in the FBS.

DeRuyter said the Bulldogs will now be able to build off this season and use this loss to relight the team's fire going into the offseason.

"We challenged our returning guys to use this as motivation for next year, we are not where we need to be," DeRuyter said. "I hate that this obviously takes a little bit of the shine of this season that we didn't finish the way we wanted to, especially for these seniors, but I'm sure this is motivation for these guys."

Team Stats	FS	SMU
FIRST DOWNS	21	15
Rushing	3	9
Passing	18	6
Penalty	0	0
NET YARDS RUSHING	-16	169
Rushing Attempts	22	37
Avg. Per Rush	-0.7	4.6
Rushing Touchdowns	0	2
Yards Gained Rushing	51	199
Yards Lost Rushing	67	30
NET YARDS PASSING	362	212
C-A-I	33-55-2	14-28-2
Avg. Per Attempt	6.6	7.6
Avg. Per Completion	11.0	15.1
Passing Touchdowns	1	1
TOTAL OFFENSE YARDS	346	381
Total offense plays	77	65
Average Gain Per Play	4.5	5.9
Fumbles: Number-Lost	2-2	1-0
Penalties: Number-Yards	3-15	3-15
PUNTS-YARDS	6-288	5-179
Average Yards Per Punt	38.0	35.8
Net Yards Per Punt	32.2	35.8
Inside 20	2	3
50+ Yards	0	0
Touchbacks	0	0
Fair catch	2	3
KICKOFFS-YARDS	4-259	8-495
Avg. Yards Per Kickoff	64.8	61.9
Punt Returns: #-Yds-TD	0-0-0	2-35-0
Kickoff Returns: #-Yds-TD	7-139-0	1-17-0
Interceptions: #-Yds-TD	2-50-0	2-152-2
Fumble Returns: #-Yds-TD	0-0-0	2-32-0
Miscellaneous Yards	0	0
Possession Time	26:41	33:19
1st Quarter	6:29	8:31
2nd Quarter	5:34	9:26
3rd Quarter	5:44	9:16
4th Quarter	8:54	6:06
Third-Down Conversions	4-of-14	8-of-17
Fourth-Down Conversions	0-of-2	0-of-0
Red-Zone Scores-Chances	2-of-3	4-of-4
Touchdowns	1-of-3	2-of-4
Field goals	1-of-3	2-of-4
Sacks By: Number-Yards	5-24	7-53
PAT Kicks	1-of-1	5-of-5
Field Goals	1-of-1	2-of-3



FRESNO STATE BOWL GAMES

ROYAL PURPLE LAS VEGAS BOWL

No. 21/20 FRESNO STATE 20

USC 45

Dec. 21, 2013 • Las Vegas, Nev. (Sam Boyd Stadium)



Score by Quarters	1	2	3	4	Score
Fresno State (11-2, 7-1 MW)	6	0	7	7	20
USC (10-4, 6-3 Pac-12)	14	21	3	7	45

SCORING SUMMARY	Drive	Time	Score
USC 1st	08:54 Lee, M. 10 yd pass from Kessler, C. (Heidari kick)	12-65	6:06 0-7
FS 1st	08:33 BURSE, I. 8 yd pass from CARR, D. (MCGUIRE kick blockd)	3-33	0:21 6-7
USC 1st	06:22 Agholor, N. 40 yd pass from Kessler, C. (Heidari kick)	5-65	2:11 6-14
USC 2nd	09:05 Agholor, N. 17 yd pass from Kessler, C. (Heidari kick)	9-65	5:19 6-21
USC 2nd	07:27 Allen, J. 24 yd run (Heidari kick)	2-30	0:47 6-28
USC 2nd	00:37 Lee, M. 40 yd pass from Kessler, C. (Heidari kick)	6-88	3:41 6-35
FS 3rd	11:42 ADAMS, D. 23 yd pass from CARR, D. (MCGUIRE kick)	6-37	1:54 13-35
USC 3rd	06:44 Heidari, Andre 39 yd field goal	9-48	4:51 13-38
FS 4th	14:40 SMITH, D. 41 yd interception return (MCGUIRE kick)	--	-- 20-38
USC 4th	04:44 Allen, J. 1 yd run (Heidari kick)	12-80	7:14 20-45



LAS VEGAS - USC scored five first-half touchdowns to open up a 29-point point lead and cruised to a 45-20 win over the 21st-ranked Fresno State Bulldogs at Sam Boyd Stadium in the 2013 Royal Purple Las Vegas Bowl.

"Clearly early in the game, we didn't make enough plays to get into a rhythm," head coach Tim DeRuyter said. "We have a lot of respect for USC, they have a lot of good players and are really well coached. They came out very inspired today and you have to give coach [Clay] Helton credit."

Despite losing its fifth-straight bowl game, Fresno State's season is still one of the greatest in school history. The Bulldogs close the year with an 11-2 record, tying the school record for victories.

"This team won 11 ball games and won a second-

straight conference championship," DeRuyter said. "I know in my heart that we had a really fine football team and I'm very proud of them. We didn't play our best game today and that goes on me, I got to do a better job getting our guys ready."

Trojan quarterback Cody Kessler set new career-highs with 344 yards passing and four touchdowns to lead USC in its victory. The Trojans (10-4) racked up 487 total yards against the Bulldogs.

Fresno State's offense struggled against the USC defense that came into the game ranked 16th nationally in total defense. The 'Dogs only converted 2-of-14 third-down attempts and finished with 254 total yards, the lowest output of the season.

"They're a good defense for a reason," DeRuyter said. "They're physically very, very good and did a nice job mixing things up."

Bulldog safety Derron Smith, a two-time first-team All-Mountain West selection, led Fresno State on the day. He set a new career-high with 18 tackles and had an interception that he returned 41 yards for a touchdown. It was his seventh pick of the season and 14th of his career.

"Schematically wise, they don't do anything too confusing, they just have a lot of athletes all over the field," Smith said of USC's offense. "They got a good solid quarterback and a tough run game."

USC scored touchdowns on five of its seven drives in the first half to jump out to a 35-6 lead. The Bulldogs only converted 1-of-8 third down attempts in that first half and were out-gained by 175 yards.

After Karl Mickelsen recovered a muffed punt that came following Fresno State's first drive of the third quarter, Derek Carr hit Davante Adams on a 23-yard touchdown pass for his 50th TD of the season.

On that play Carr became just the fourth quarterback in FBS history to throw for over 5,000 yards in a season and have 50 touchdown passes. He finished the game going 30-for-54 passing for 217 yards and two touchdowns against one interception.

"It's been so fun," Carr said when asked to reflect on his storybook career at Fresno State. "It's bittersweet, like I [say all the time] I should be a Bulldog for the next 20 years, but I got to feed [my son] Dallas."

Isaiah Burse had six catches for 39 yards and one touchdown in the game where he went over 1,000 yards receiving for the season. With Davante Adams and Josh Harper already having over 1,000 yards, the Bulldogs became the fifth team in FBS history to have three 1,000-yard receivers in a season.

Adams set a new MW single-season record for catches in a year with 131 after catching nine passes for 74 yards and a touchdown against USC. He finished his record season with 24 touchdown catches, which is the fourth-most in FBS history.

The 2013 season was a record-setting one for Fresno State. The Bulldogs are 20-6 in two seasons under DeRuyter and have a promising future ahead of them.

"I think it's good, we got a lot of talented players, great coaches and the sky is the limit," Smith said of the outlook for the program. "We just got to keep working and using this as fuel for next year."

Team Stats	FS	USC
FIRST DOWNS	14	24
Rushing	1	10
Passing	9	14
Penalty	4	0
NET YARDS RUSHING	37	154
Rushing Attempts	6	46
Avg. Per Rush	6.2	3.3
Rushing Touchdowns	0	2
Yards Gained Rushing	37	194
Yards Lost Rushing	0	40
NET YARDS PASSING	216	345
C-A-I	29-55-1	22-30-1
Avg. Per Attempt	3.9	11.5
Avg. Per Completion	7.4	15.7
Passing Touchdowns	2	4
TOTAL OFFENSE YARDS	253	499
Total offense plays	61	76
Average Gain Per Play	4.1	6.6
Fumbles: Number-Lost	0-0	1-1
Penalties: Number-Yards	5-45	10-101
PUNTS-YARDS	8-359	4-144
Average Yards Per Punt	44.9	36.0
Net Yards Per Punt	42.8	36.0
Inside 20	2	0
50+ Yards	2	0
Touchbacks	1	0
Fair catch	3	4
KICKOFFS-YARDS	4-167	7-485
Avg. Yards Per Kickoff	41.8	69.3
Punt Returns: #-Yds-TD	0-0-0	2--3-0
Kickoff Returns: #-Yds-TD	6-119-0	3-14-0
Interceptions: #-Yds-TD	1-41-1	1-0-0
Fumble Returns: #-Yds-TD	0-0-0	0-0-0
Miscellaneous Yards	0	0
Possession Time	18:33	41:27
1st Quarter	4:10	10:50
2nd Quarter	5:12	9:48
3rd Quarter	6:04	8:56
4th Quarter	3:07	11:53
Third-Down Conversions	2-of-14	6-of-13
Fourth-Down Conversions	1-of-3	2-of-2
Red-Zone Scores-Chances	1-of-2	4-of-4
Touchdowns	1-of-2	3-of-4
Field goals	0-of-2	1-of-4
Sacks By: Number-Yards	1-17	0-0
PAT Kicks	2-of-3	6-of-6
Field Goals	0-of-0	1-of-1



FRESNO STATE BOWL GAMES

HAWAI`I BOWL

RICE 30

FRESNO STATE 6

Dec. 24, 2014 • Honolulu, Hawai'i (Aloha Stadium)

Score by Quarters	1	2	3	4	Score
Fresno State (6-9)	3	3	0	0	6
Rice (8-5)	16	0	7	7	30



SCORING SUMMARY	Drive	Time	Score
RICE 1st 10:32	HAIRSTON, J. 21 yd field goal	11-71	4:28 0-3
FS 1st 02:16	KROENING, K. 44 yd field goal	10-37	3:11 3-3
RICE 1st 00:23	TAYLOR, J. 14 yd pass from JACKSON, D. (HAIRSTON, J. kick failed)	5-78	1:48 3-9
RICE 1st 00:04	HULL, M. 69 yd pass from JACKSON, D. (HAIRSTON, J. kick)	1-69	0:11 3-16
FS 2nd 08:53	KROENING, K. 40 yd field goal	10-51	2:43 6-16
RICE 3rd 06:18	PARKS, D. 40 yd pass from JACKSON, D. (HAIRSTON, J. kick)	7-73	2:48 6-23
RICE 4th 10:07	DILLARD, D. 1 yd run (HAIRSTON, J. kick)	2-59	0:27 6-30



HONOLULU - Rice outgained Fresno State 463-255 as the Owls handed the Bulldogs their sixth-straight bowl defeat with a 30-6 victory on Christmas Eve in the 2014 Hawai'i Bowl at Hawaiian Airlines Field at Aloha Stadium.

"Give Rice credit, they played very well today," head coach Tim DeRuyter said. "Played with a lot of energy and got after our offense. On offense, they made some big plays. Give them the credit, they finished the season after starting 0-3, they finished the season the way we wanted to finish the season, but we didn't get it done."

The Bulldogs conclude their season with a 6-8 record while Rice finishes 8-5. This game was a

matchup of two teams that both started their seasons out 0-3, but rebounded to make a bowl game. Since 1980, 496 teams had started out 0-3, but Rice and Fresno State became just the 20th and 21st of those teams to make it to a bowl game.

"Clearly it is frustrating," DeRuyter said. "You prepare in practice, I thought our guys were extremely competitive in practice. When you come out against a good Rice team and get outplayed that hurts. Each year is different, you have a different identity each year, but when you play in bowl games obviously you play against good teams. They are well coached and we've got to figure out a way to get over the top."

The Owls were led by quarterback Driphus Jackson who threw three touchdowns passes to three different players and completed 15-of-24 attempts for 318 yards. Jackson was named Rice's MVP of the game while the MVP award for Fresno State went to inside linebacker Karl Mickelsen.

Mickelsen tied for the team lead with 11 tackles, had a career-high 3.5 tackles for a loss and one sack.

"This one hurts the most just because as a senior you don't like losing your last game going out," Mickelsen said.

Fresno State struggled offensively, getting just 93 yards passing in the game. The `Dogs did not score a touchdown in the game for the first time since Nov. 19, 2010 when they were shutout at No. 3 Boise State.

Running backs Marteze Waller and Josh Quezada tried to carry their load, combining to account for 134 of Fresno State 255 yards in the game. Waller had 76 yards rushing while Quezada had 52 and a pair of catches for six yards.

Quarterback Brian Burrell was 10-of-20 passing for 44 yards with two interceptions.

Derron Smith, who is one of just 11 players in school history to be named first-team all-conference three times, finished the game with seven tackles. He concludes his career with 304 tackles - one of just six players ever at Fresno State to post over 300 tackles in a career.

Rice scored a pair of touchdowns in the span of 19 seconds at the end of the first quarter to open up a 16-3 lead. The `Dogs gave up a 14-yard Jackson to Jordan Taylor TD pass and then right after a Burrell interception, Jackson hit Mario Hull on a 69-yard touchdown pass.

All that Fresno State was able to muster up in the first half was a pair of field goals from true freshman kicker Kody Kroening. The first was a 44-yarder in the first quarter and the second was from 40 in the second.

Quezada was mainly the only productive Bulldog on offense in the first half, as he had 49 rushing yards while the `Dogs as a team totaled just 90 yards in the first half. Rice led 16-6 at the break.

After the tough opening quarter, the Bulldogs held Rice to just four total yards in the second quarter. They came out fired up in the third quarter, but that only lasted for one drive before missed tackles cost the `Dogs on Jackson's third touchdown pass of the game. Jackson found Dennis Parks at the line of scrimmage on the Bulldogs sideline and two defenders couldn't get Parks down on the scoring play that gave Rice a 23-6 lead.

Fresno State could not pull itself back into the game and ended up losing its sixth-straight bowl game and second in the last three years playing in the Hawai'i Bowl.

Team Stats	FS	Rice
FIRST DOWNS	15	16
Rushing	7	7
Passing	6	8
Penalty	2	1
NET YARDS RUSHING	162	137
Rushing Attempts	42	40
Avg. Per Rush	3.9	3.4
Rushing Touchdowns	0	1
Yards Gained Rushing	205	163
Yards Lost Rushing	43	26
NET YARDS PASSING	93	326
C-A-I	17-38-2	16-26-0
Avg. Per Attempt	2.4	12.5
Avg. Per Completion	5.5	20.4
Passing Touchdowns	0	3
TOTAL OFFENSE YARDS	255	463
Total offense plays	80	66
Average Gain Per Play	3.2	7.0
Fumbles: Number-Lost	1-0	0-0
Penalties: Number-Yards	1-15	12-100
PUNTS-YARDS	6-261	8-324
Average Yards Per Punt	43.5	40.5
Net Yards Per Punt	42.2	36.9
Inside 20	2	1
50+ Yards	1	0
Touchbacks	0	1
Fair catch	3	5
KICKOFFS-YARDS	3-189	6-374
Avg. Yards Per Kickoff	63.0	62.3
Punt Returns: #-Yds-TD	2-9-0	2-8-0
Kickoff Returns: #-Yds-TD	2-40-0	2-41-0
Interceptions: #-Yds-TD	0-0-0	2-0-0
Fumble Returns: #-Yds-TD	0-0-0	0-0-0
Miscellaneous Yards	0	0
Possession Time	24:45	32:15
1st Quarter	6:35	8:25
2nd Quarter	8:19	6:41
3rd Quarter	7:51	7:09
4th Quarter	5:00	10:00
Third-Down Conversions	7-of-21	3-of-14
Fourth-Down Conversions	0-of-4	0-of-1
Red-Zone Scores-Chances	0-of-1	3-of-3
Touchdowns	0-of-1	2-of-3
Field goals	0-of-1	1-of-3
Sacks By: Number-Yards	2-14	4-24
PAT Kicks	0-of-0	3-of-4
Field Goals	2-of-3	1-of-1



FRESNO STATE BOWL GAMES

HAWAI'I BOWL

FRESNO STATE 33

HOUSTON 27

Dec. 24, 2017 • Honolulu, Hawai'i (Aloha Stadium)



Score by Quarters	1	2	3	4	Score
Fresno State (10-4, 7-1 MW)	0	13	7	13	33
Houston (7-5, 5-3 AAC)	7	3	10	7	27

SCORING SUMMARY	Drive	Time	Score
HOU 1st 11:35	OLIVER, Ed 1 yd run (NOVIKOFF, Caden kick)	4-63	1:33 0-7
FS 2nd 14:13	McMARYION, M. 1 yd run (CAMACHO, Jimmy kick)	11-68	2:34 7-7
FS 2nd 09:45	CAMACHO, Jimmy 27 yd field goal	9-60	3:44 10-7
HOU 2nd 07:17	NOVIKOFF, Caden 31 yd field goal	8-69	2:22 10-10
FS 2nd 00:00	CAMACHO, Jimmy 38 yd field goal	10-50	1:11 13-10
HOU 3rd 07:57	NOVIKOFF, Caden 31 yd field goal	10-45	4:39 13-13
FS 3rd 04:21	McMARYION, M. 6 yd run (CAMACHO, Jimmy kick)	9-75	3:38 20-13
HOU 3rd 02:54	MYRES, A. 94 yd blocked FG return (NOVIKOFF, Caden kick)	--	-- 20-20
FS 4th 13:56	CAMACHO, Jimmy 26 yd field goal	10-81	3:50 23-20
FS 4th 06:00	CAMACHO, Jimmy 33 yd field goal	13-66	5:01 26-20
FS 4th 03:49	BRYANT, Jaron 44 yd interception return (CAMACHO, Jimmy kick)	--	-- 33-20
HOU 4th 00:45	BONNER, Linell 2 yd pass from KING, D'Eriq (NOVIKOFF, Caden kick)	16-76	2:55 33-27



HONOLULU - Securing its 10th 10-win season in program history and picking up its first bowl win since 2007, the Fresno State Bulldogs defeated the Houston Cougars, 33-27 in the Hawai'i Bowl on Sunday evening at Aloha Stadium.

"I can't say enough about this team and the coaching staff," said head coach Jeff Tedford. "To go from one win to 10 wins is a great accomplishment and these guys are such great kids, they've worked really hard and I'm so proud of the effort they gave all year. These guys deserve everything they're getting right now, because they did buy in and they worked really hard to get this done."

Only the second team in Football Bowl Subdivision history to go from a season with double-digit losses to a season with double-digit wins, the Bulldogs used a strong game offensively from junior quarterback Marcus McMaryion and the leg of senior kicker Jimmy Camacho.

McMaryion had a career-night, completing 33-of-48 through the air for 342 yards and added 50 yards and a pair of touchdowns on the ground on his way to Most Valuable Player honors. His 33 completions tied a Hawai'i Bowl record as he now shares that mark with former Bulldog gunslinger Derek Carr who also completed 33 passes in the 2012 Hawai'i Bowl. Junior wide receiver KeeSean Johnson led the Bulldogs' pass-catching corps with eight receptions for 95 yards while sophomore tight end Jared Rice added six catches for 84 yards. On the ground, Fresno State ran for 131 yards as sophomore running back Josh Hokit led the way with 64 yards on 11 carries.

Defensively, first-team All-Mountain West linebacker Jeffrey Allison led a stingy Bulldog defense with 13 tackles, eight solo, and added one tackle for loss. Sophomore safety Mike Bell made seven tackles, six solo, and junior linebacker George Helmuth added six solo tackles. Sophomore defensive backs Juju Hughes (fumble recovery) and Jaron Bryant (INT returned for a TD) accounted for the Bulldogs' two turnovers. The Fresno State defense held the Houston offense to 341 yards of total offense limiting the Cougars to 72 rushing yards.

Team Stats	FS	HOU
FIRST DOWNS	26	17
Rushing	8	3
Passing	15	13
Penalty	3	1
NET YARDS RUSHING	131	72
Rushing Attempts	39	30
Average Per Rush	3.4	2.4
Rushing Touchdowns	2	1
Yards Gained Rushing	157	89
Yards Lost Rushing	26	17
NET YARDS PASSING	342	269
Completions-Attempts-Int	33-49-1	23-43-1
Average Per Attempt	7.0	6.3
Average Per Completion	10.4	11.7
Passing Touchdowns	0	1
TOTAL OFFENSE YARDS	473	341
Total offense plays	88	73
Average Gain Per Play	5.4	4.7
Fumbles: Number-Lost	1-1	1-1
Penalties: Number-Yards	7-52	6-44
PUNTS-YARDS	3-137	5-217
Average Yards Per Punt	45.7	43.4
Net Yards Per Punt	45.7	43.2
Inside 20	1	2
50+ Yards	1	1
Touchbacks	0	0
Fair catch	2	4
KICKOFFS-YARDS	7-435	5-324
Average Yards Per Kickoff	62.1	64.8
Net Yards Per Kickoff	44.9	43.0
Touchbacks	3	1
Punt returns: Number-Yards-TD	1-1-0	0-0-0
Average Per Return	1.0	0.0
Kickoff returns: Number-Yds-TD	4-84-0	4-46-0
Average Per Return	21.0	11.5
Interceptions: Number-Yds-TD	1-44-1	1-0-0
Fumble Returns: Number-Yds-TD	0-0-0	0-0-1
Miscellaneous Yards	0	94
Possession Time	33:18	26:42
1st Quarter	7:10	7:50
2nd Quarter	8:57	6:03
3rd Quarter	10:21	4:39
4th Quarter	6:50	8:10
Third-Down Conversions	7-of-19	9-of-19
Fourth-Down Conversions	1-of-1	1-of-2
Red-Zone Scores-Chances	5-6	4-4
Touchdowns	2-6	2-4
Field goals	3-6	2-4
Sacks By: Number-Yards	2-10	1-7
PAT Kicks	3-3	3-3
Field Goals	4-6	2-3
Points off turnovers	7	3



FRESNO STATE BOWL GAMES

MITSUBISHI MOTORS LAS VEGAS BOWL

NO. 19/21 FRESNO STATE 31

ARIZONA STATE 20

Dec. 15, 2018 • Las Vegas, Nev. (Sam Boyd Stadium)

Score by Quarters	1	2	3	4	Score
Arizona State (7-6, 5-4)	7	10	3	0	20
Fresno State (12-2, 7-1)	10	7	7	7	31



SCORING SUMMARY	Drive	Time	Score
FS 1st 07:02	FULLER 39 yd field goal	11-71	4:28 0-3
FS 1st 04:58	KELLY 70 yd interception return (FULLER kick)	10-37	3:11 3-3
ASU 1st 01:25	WILLIAMS 3 yd pass from WILKINS (RUIZ kick)	5-78	1:48 3-9
ASU 2nd 12:43	BENJAMIN 17 yd run (RUIZ kick)	1-69	0:11 3-16
FS 2nd 08:03	MCMARYION 10 yd run (FULLER kick)	10-51	2:43 6-16
ASU 2nd 00:51	RUIZ 20 yd field goal	7-73	2:48 6-23
ASU 3rd 05:33	RUIZ 44 yd field goal	2-59	0:27 6-30
FS 3rd 01:00	RIVERS 68 yd run (FULLER kick)	7-73	2:48 6-23
FS 4th 05:19	RIVERS 5 yd run (FULLER kick)	2-59	0:27 6-30



LAS VEGAS – For the first time in program history, Fresno State earned its 12th win in a single season, defeating Arizona State 31-20 at the 2018 Mitsubishi Motors Las Vegas Bowl on Saturday afternoon at Sam Boyd Stadium.

“It’s a good feeling. It’s for the players. The memories that they are going to take away from this are going to last them a lifetime,” said head coach Jeff Tedford. “They’re going to have reunions for many years to come. Last night in our team meeting we talked about the bond they’re going to have for the rest of their lives. They can say they did something that no one else has done. It didn’t come easy, they overcame a lot through their time here, especially the seniors. I’m just really proud of them. I’ve asked them how history is going to record this team. They can put a stamp on it with 12 wins, that’s how history is going to record this team.”

Sophomore running back Ronnie Rivers was named the game’s Most Valuable Player after accounting for 286 all-purpose yards, the fourth-most in program history. He totaled 212 yards rushing and two touchdowns on 24 carries, while also posting 41 punt return yards and 33 receiving yards.

While Rivers accounted for nearly half of the Bulldogs’ 436 yards of offense on the ground, senior quarterback Marcus McMaryion passed for 176 yards on 15-of-29 attempts while rushing for 41 yards.

Having surrendered 230 yards and 17 points to Arizona State in the first half, the Bulldog defense shut down the explosive backfield duo of running back Eno Benjamin and quarterback Manny Wilkins in the second half as the Sun Devils gained only 63 yards and registered one field goal during the final 30 minutes.

The Bulldogs forced two turnovers while giving away three. Juju Hughes and Anthoula Kelly each recorded their fourth interceptions of the season for the Bulldogs’ two turnovers gained. Kelly’s INT was returned 70 yards for a touchdown that put the ‘Dogs on top 10-0 midway through the first quarter.

Jeff Allison and George Helmuth each had a game-high 11 tackles.

Team Stats	ASU	FS
FIRST DOWNS	18	18
Rushing	11	11
Passing	7	7
Penalty	0	0
NET YARDS RUSHING	164	260
Rushing Attempts	38	35
Average Per Rush	4.3	7.4
Rushing Touchdowns	1	3
Yards Gained Rushing	178	268
Yards Lost Rushing	14	8
NET YARDS PASSING	129	176
Completions-Attempts-Int	19-31-2	15-29-2
Average Per Attempt	4.2	6.1
Average Per Completion	6.8	11.7
Passing Touchdowns	1	0
TOTAL OFFENSE YARDS	293	436
Total offense plays	69	64
Average Gain Per Play	4.2	6.8
Fumbles: Number-Lost	0-0	1-1
Penalties: Number-Yards	3-20	3-20
PUNTS-YARDS	6-268	3-134
Average Yards Per Punt	44.7	44.7
Net Yards Per Punt	37.8	32.3
Inside 20	1	1
50+ Yards	1	0
Touchbacks	0	1
Fair catch	2	0
KICKOFFS-YARDS	5-325	6-316
Average Yards Per Kickoff	65.0	52.7
Net Yards Per Kickoff	40.4	33.5
Touchbacks	4	0
Fair Catch Yards	0	0
Punt returns: Number-Yards-TD	1-17-0	1-41-0
Average Per Return	17.0	41.0
Kickoff returns: Number-Yds-TD	5-115-0	1-23-0
Average Per Return	23.0	23.0
Interceptions: Number-Yds-TD	2-6-0	2-71-1
Fumble Returns: Number-Yds-TD	0-0-0	0-0-0
Miscellaneous Yards	0	0
Possession Time	31:01	28:59
1st Quarter	7:40	7:20
2nd Quarter	9:29	5:31
3rd Quarter	9:52	5:08
4th Quarter	4:00	11:00
Third-Down Conversions	8 of 18	4 of 10
Fourth-Down Conversions	1 of 1	0 of 0
Red-Zone Scores-Chances	3-3	2-2
Touchdowns	2-3	2-2
Field goals	1-3	0-2
Sacks By: Number-Yards	0-0	1-6
PAT Kicks	2-2	4-4
Field Goals	2-2	1-1
Points off turnovers	3	7



FRESNO STATE BOWL GAMES

PUBG MOBILE NEW MEXICO BOWL

FRESNO STATE 31

UTEP 34

Dec. 18, 2021 • Albuquerque, N.M. (University Stadium)



Score by Quarters	1	2	3	4	Score
UTEP	7	10	0	7	24
Fresno State	9	10	7	5	31

SCORING SUMMARY		Drive	Time	Score
FS	1st	12:44 MIMS, Jordan 2 yd run (SILVA, Cesar kick failed)	5-87	2:16 0-6
UTEP	1st	09:03 Thompson,Trent 1 yd pass from Hardison,Gavin (Baechle,Gavin kick)	7-80	3:36 7-6
FS	1st	01:31 SILVA, Cesar 42 yd field goal	11-52	5:06 7-9
UTEP	2nd	14:49 Baechle,Gavin 38 yd field goal	6-54	1:42 10-9
UTEP	2nd	06:54 Awatt,Ronald 1 yd run (Baechle,Gavin kick)	10-70	4:01 17-9
FS	2nd	01:52 MIMS, Jordan 1 yd run (SILVA, Cesar kick)	10-75	5:02 17-16
FS	2nd	00:04 SILVA, Cesar 45 yd field goal	7-43	0:38 17-19
FS	3rd	01:17 MIMS, Jordan 22 yd pass from HAENER, Jake (SILVA, Cesar kick)	8-85	3:50 17-26
UTEP	4th	14:10 Thompson,Trent 51 yd pass from Brownholtz,Calv (Baechle,Gavin kick)	5-75	2:07 24-26
FS	4th	09:04 SILVA, Cesar 21 yd field goal	13-71	5:06 24-29
FS	4th	07:05 TEAM safety	24-31	

ALBUQUERQUE, N.M. - The Fresno State football team won its 10th game of the season with a 31-24 win over UTEP in the 16th annual PUBG Mobile New Mexico Bowl on Saturday. The Bulldogs secured their first win at the New Mexico Bowl in program history.

Senior running back Jordan Mims was the game's offensive most valuable player. Mims finished with 165 yards rushing, with two touchdowns, and an additional 71 yards and one touchdown receiving. He totaled 236 all-purpose yards.

Senior safety Elijah Gates was the game's defensive most valuable player. Gates finished second on the team with seven tackles. Arguably one of the biggest defensive plays for the 'Dogs, Gates intercepted a pass at the three-yard line that halted a crucial UTEP drive.

How it Happened

The Bulldogs jumped to an early start behind a five-play, 75 yard scoring drive over the first 2:16 of the game. Mims carried the scoring drive, opening the game with a big 38-yard rush to move the ball down the field. Four plays later, it was Mims who punched in for the score. Fresno State successfully converted the 2-point conversion, but an illegal formation penalty called it back to keep the score 6-0 after the opening drive.

UTEP quickly answered with a seven-play, 80 yard scoring drive over 3:36 to take a 7-6 lead with 9:03 remaining in the first quarter. The Bulldogs took back the lead with a 42-yard field goal attempt with just over 90 seconds left in the quarter. The Miners responded with a field goal of their own for a 10-9 lead as the second quarter began.

UTEP gained some momentum, scoring its second touchdown of the game with 6:54 left in the half and taking a 17-9 lead, but Fresno State stayed composed and continued to drive. With 6:54 on the clock, the Bulldogs put together a 10-play, 75 yard scoring drive capped by another TD by Mims, this time a one-yard punch-in.

The Bulldog defense got UTEP off the field without adding points, and the offense got back to work. With 42 seconds until the halftime break, and trailing 17-16, the Bulldogs put together a seven-play drive that ended with a 45-yard field goal by Cesar Silva to give the 'Dogs a 19-17 lead into the half.

It was smooth sailing from there as the Bulldogs held the Miners off the scoreboard in the third quarter, but extended their lead to 26-17 at the end of the quarter following a receiving touchdown by Mims. UTEP scored a touchdown in the fourth, but Fresno State added a field goal and a safety to carry home a 31-24 win.

Team Stats	UTEP	FS
FIRST DOWNS	16	26
Rushing	3	10
Passing	10	15
Penalty	3	1
NET YARDS RUSHING	98	181
Rushing Attempts	29	35
Average Per Rush	3.4	5.2
Rushing Touchdowns	1	2
Yards Gained Rushing	122	185
Yards Lost Rushing	24	4
NET YARDS PASSING	303	286
Completions-Attempts-Int	13-27-1	26-41-0
Average Per Attempt	11.2	7.0
Average Per Completion	23.3	11.0
Passing Touchdowns	2	1
TOTAL OFFENSE YARDS	401	467
Total offense plays	56	76
Average Gain Per Play	7.2	6.1
Fumbles: Number-Lost	2-1	0-0
Penalties: Number-Yards	7-50	5-58
PUNTS-YARDS	3-117	4-198
Average Yards Per Punt	39.0	49.5
Net Yards Per Punt	38	50.8
Inside 20	1	1
50+ Yards	1	2
Touchbacks	0	0
Fair catch	1	0
KICKOFFS-YARDS	6-397	7-447
Average Yards Per Kickoff	66.2	63.9
Net Yards Per Kickoff	41.2	42.1
Touchbacks	4	3
Punt returns: Number-Yards-TD	2--0	1-3-0
Average Per Return	-2.5	3.0
Kickoff returns: Number-Yds-TD	4-83-0	2-50-0
Average Per Return	20.8	25.0
Interceptions: Number-Yds-TD	0-0-0	1-0-0
Fumble Returns: Number-Yds-TD	0-0-0	0-0-0
Miscellaneous Yards	0	0
Possession Time	25:16	34:43
1st Quarter	6:01	8:59
2nd Quarter	6:50	8:10
3rd Quarter	8:04	6:55
4th Quarter	4:21	10:39
Third-Down Conversions	1-10	5-12
Fourth-Down Conversions	3-of-3	0-of-0
Red-Zone Scores-Chances	3-3	3-3
Touchdowns	2-3	2-3
Field goals	1-3	1-3
Sacks By: Number-Yards	1-1	2-19
PAT Kicks	3-3	2-3
Field Goals	1-2	3-4
Points off turnovers	0	0



FRESNO STATE BOWL GAME RECORDS

TEAM BOWL RECORDS

Rushing

Most rushes:56 vs. USC, 1992 Freedom Bowl IX
 Most net yards gained:260 (2x)
260 vs. Colorado State, 2008 New Mexico Bowl
260 vs. Arizona State, 2018 Las Vegas Bowl
 Most TDs:4 vs. Bowling Green, 1985 California Bowl V

Passing

Most attempts:63 vs. Colorado, 1993 Jeep Eagle Aloha Bowl
 Most completions:
37 vs. Colorado, 1993 Jeep Eagle Aloha Bowl
 Most had intercepted:
4 vs. Ball State, 1989 California Raisin Bowl IX
 Most yards gained:
531 vs. Michigan State, 2001 Silicon Valley Football Classic
 Highest pct.:
694 vs. Bowling Green, 1991 California Raisin Bowl XI
 Most touchdowns:5, 2x; vs. Air Force, 2000 Silicon Valley Football
Classic; vs. Virginia, 2004 MPC Computers Bowl

Total Offense

Most plays (passing & rushing):
88 vs. Colorado, 1993 Jeep Eagle Aloha Bowl
88 vs. Houston, 2017 Hawai'i Bowl
 Most yards gained:
560 vs. Michigan State, 2001 Silicon Valley Football Classic

Punting

Most punts:9 vs. Western Michigan, 1988 California Bowl VIII
 Most yards:359 vs. USC, 2013 Las Vegas Bowl
 Highest average per punt:
47.4 vs. Bowling Green, 1985 California Bowl V

Punt Returns

Most punt returns:13 vs. Drake, 1946 Raisin Bowl
 Most yards returned:
59 vs. Bowling Green, 1982 California Bowl II

Kickoff Returns

Most kickoff returns:
8 vs. Air Force, 2000 Silicon Valley Football Classic
 Most return Yards:
156 vs. vs. Air Force, 2000 Silicon Valley Football Classic

Miscellaneous

Most first downs:
34 vs. Colorado, 1993 Jeep Eagle Aloha Bowl
 Most first downs rushing:16 vs. USC, 1992 Freedom Bowl IX
 Most first downs passing:
25 vs. Colorado, 1993 Jeep Eagle Aloha Bowl
 Most first downs penalty:
16 vs. Western Michigan, 1988 California Bowl VIII
 Most fumbles:
8 vs. Arkansas State, 1937 Little All-American Bowl
 Most fumbles lost:
6 vs. Arkansas State, 1937 Little All-American Bowl; vs.
Drake, 1946 Raisin Bowl

Scoring

Most touchdowns:
7 vs. Bowling Green, 1985 California Bowl V
 Most points after touchdown:
7 vs. Bowling Green, 1985 California Bowl V
 Most field goals:
4, vs. Houston, 2017 Hawai'i Bowl
 Most points, first half:
23 vs. Bowling Green, 1985 California Bowl V
 Most points, second half:
27 vs. Air Force, 2000 Silicon Valley Football Classic
 Most total points:
51 vs. Bowling Green, 1985 California Bowl V

TEAM DEFENSE

Rushing

Fewest rushes:28, Tulsa, 2005 Liberty Bowl
 Fewest net yards:
61 vs. Ball State, 1989 California Raisin Bowl IX

Passing

Fewest attempts:13 vs. Drake, 1946 Raisin Bowl
 Fewest completions:6 vs. Drake, 1946 Raisin Bowl
 Passes intercepted:
7 vs. Humboldt State, 1968 Camellia Bowl

Total Defense

Fewest rushing & passing plays:
50 vs. USC, 1992 Freedom Bowl IX
 Fewest yards gained:147 vs. Drake, 1946 Raisin Bowl

Scoring

Fewest pts allowed:6, 2x
vs. Bowling Green, 1961 Mercy Bowl I
vs. Ball State, 1989 California Bowl IX

Miscellaneous

Fewest total first downs:9 vs. Drake, 1946 Raisin Bowl

INDIVIDUAL BOWL RECORDS

RUSHING

Rushing attempts

Game: 37, Rodney Davis vs. Georgia Tech, 2002 Silicon Valley Football Classic III
Career: 51, Bryson Sumlin, Silicon Valley Football Classic III & IV, 2004 MPC Computers Bowl, 2005 Liberty Bowl

Rushing yards (net)

Game: 212, Ronnie Rivers vs. Arizona State, 2018 Las Vegas Bowl
Career: 243, Wendell Mathis, 2004 MPC Computers Bowl; 2005 Liberty Bowl

Touchdowns

Game: 3, Stephone Paige vs. Bowling Green, 1982 California Bowl II
Career: 3 (3 players), Stephone Paige, 1982 California Bowl II; Anthony Daigle, 1991 California Raisin Bowl XI, 1992 Freedom Bowl IX, 1993 Jeep Eagle Aloha Bowl; Marcus McMaryion (QB), 2017 Hawaii Bowl, 2018 Las Vegas Bowl

PASSING

Pass Attempts

Game: 63, Trent Dilfer vs. Colorado, 1993 Jeep Eagle Aloha Bowl
Career: 123, Paul Pinegar, 2002 Silicon Valley Football Classic III, 2003 Silicon Valley Football Classic IV, 2004 MPC Computers Bowl, 2005 Liberty Bowl

Pass Completions

Game: 37, Trent Dilfer vs. Colorado, 1993 Jeep Eagle Aloha Bowl
Career: 70, Paul Pinegar, 2002 Silicon Valley Football Classic III, 2003 Silicon Valley Football Classic IV, 2004 MPC Computers Bowl, 2005 Liberty Bowl

Completion Percentage

Game (min. 10): .694, Mark Barsotti vs. Bowling Green, 1991 California Raisin Bowl XI
Career: .640, David Carr, 2000 Silicon Valley Football Classic and 2001 Silicon Valley Football Classic II

Passing yards

Game: 531, David Carr vs. Michigan State, 2001 Silicon Valley Football Classic
Career: 992, David Carr, 2000 Silicon Valley Football Classic, 2001 Silicon Valley Football Classic II

Touchdown passes

Game: 5, (2 players) David Carr vs. Air Force, 2000 Silicon Valley Football Classic; Paul Pinegar vs. Virginia, 2004 MPC Computers Bowl
Career: 9, David Carr, 2000 Silicon Valley Football Classic, 2001 Silicon Valley Football Classic II

Passes intercepted

Game: 6, Mel Gustafson vs. Drake, 1946 Raisin Bowl; Rod Hudson vs. Humboldt State, 1968 Camellia Bowl
Career: 6, Mel Gustafson, 1946 Raisin Bowl; Rod Hudson, 1968 Camellia Bowl

Longest pass: 91, Mark Barsotti to Stephen Shelley vs. Ball State, 1989 California Raisin Bowl IX

RECEIVING

Pass receptions

Game: 15, Stephone Paige vs. Bowling Green, 1982 California Bowl II
Career: 24, Rodney Wright, 1999 EA Sports Las Vegas Bowl, 2000 Silicon Valley Football Classic, 2001 Silicon Valley Football Classic

Receiving yards

Game: 299, Rodney Wright, 2001 Silicon Valley Football Classic
Career: 431, Rodney Wright, 1999 EA Sports Las Vegas Bowl, 2000 Silicon Valley Football Classic, 2001 Silicon Valley Football Classic

Touchdown receptions

Game: 2 (7 players), Bernard Berrian, 2000 Silicon Valley Football Classic, Jan Barrett, 1961 Mercy Bowl I; Stephone Paige, 1982 California Bowl; Gene Taylor, 1985 California Bowl; Andre Alexander, 1988 California Bowl; Tyodus Winans, 1993 Jeep Eagle Aloha Bowl; Rodney Wright, 2001, Silicon Valley Football Classic
Career: 2 (6 players), Bernard Berrian, 2000 Silicon Valley Football Classic, Jan Barrett, 1961 Mercy Bowl I; Stephone Paige, 1982 California Bowl; Gene Taylor, 1985 California Bowl; Andre Alexander, 1988 California Bowl; Tyodus Winans 1993 Jeep Eagle Aloha Bowl; Rodney Wright, 2001 Silicon Valley Football Classic

Longest reception: 91, Stephen Shelly from Mark Barsotti, 1989 California Raisin Bowl IX

SCORING

Touchdowns scored

Game: 3, Jordan Mims vs. UTEP, 2021 PUBG Mobile New Mexico Bowl; Stephone Paige vs. Bowling Green, 1982 California Bowl II
Career: 3 (6 players) Stephone Paige, 1982 California Bowl; Anthony Daigle, 1991 California Raisin Bowl, 1992 Freedom Bowl IX, 1993 Jeep Eagle Aloha Bowl; Paris Gaines, 2000 Silicon Valley Football Classic, 2001 Silicon Valley Football Classic; Bryson Sumlin, 2002 Silicon Valley Football Classic III, 2003 Silicon Valley Football Classic IV, 2004 MPC Computers Bowl, 2005 Liberty Bowl; Marcus McMaryion (QB), 2017 Hawaii Bowl, 2018 Las Vegas Bowl; Jordan Mims vs. UTEP, 2021 PUBG Mobile New Mexico Bowl

Touchdowns responsible for

Game: 5, (2 players) David Carr vs. Air Force, 2000 Silicon Valley Football Classic; Paul Pinegar vs. Virginia, 2004 MPC Computers Bowl
Career: 9, David Carr (9 passes) vs. Air Force, 2000 Silicon Valley Football Classic; vs. Michigan State, 2001 Silicon Valley Football Classic

PAT's made

Game: 7, Barry Belli vs. Bowling Green, 1985 California Bowl V
Career: 12, Asen Asparuhov, Silicon Valley Football Classic I-III

PAT's attempted

Game: 7, Barry Belli vs. Bowling Green, 1985 California Bowl V



FRESNO STATE BOWL GAME RECORDS

Career: 13, [Asen Asparuhov](#), Silicon Valley Football Classic I-III

Field goals attempted

Game: 6, [Jimmy Camacho](#), 2017 Hawai'i Bowl

Career: 6, [Jimmy Camacho](#), 2017 Hawai'i Bowl

Field goals made

Game: 4, [Jimmy Camacho](#), 2017 Hawai'i Bowl

Career: 4, [Jimmy Camacho](#), 2017 Hawai'i Bowl

Longest field goal made

Game: 49, [Brett Visintainer](#), 2004 MPC Computers Bowl

Most two-point conversions

Game: 1, [Terry Carter](#) vs. Bowling Green, 1982 California Bowl II; [Anthony Daigle](#) vs. Colorado, 1993 Jeep Eagle Aloha Bowl

Career: 1, [Terry Carter](#), 1982 California Bowl II; [Anthony Daigle](#), 1993 Jeep Eagle Aloha Bowl

Most two-point attempts

Game: 2, [Trent Dilfer](#) vs. Colorado, 1993 Jeep Eagle Aloha Bowl

Career: 2, [Trent Dilfer](#), 1993 Jeep Eagle Aloha Bowl

Most kicking points

Game: 14, [Jimmy Camacho](#), 2017 Hawai'i Bowl

Career: 21, [Asen Asparuhov](#), Silicon Valley Football Classic I-III

RETURNS

Longest punt return

Game: 41, [Ronnie Rivers](#), 2018 Las Vegas Bowl

Kickoff returns

Game: 5, [Isaiah Burse](#) vs. SMU, 2012 Sheraton Hawai'i Bowl; [Isaiah Burse](#) vs. Northern Illinois, 2010 uDrove Humanitarian Bowl

Career: 10, [Isaiah Burse](#), 2010 uDrove Humanitarian Bowl, 2012 Sheraton Hawai'i Bowl

Kickoff yards

Game: 131, [Isaiah Burse](#), 2010 uDrove Humanitarian Bowl

Career: 236, [Isaiah Burse](#), 2010 uDrove Humanitarian Bowl, 2012 Sheraton Hawai'i Bowl

Touchdowns from kickoff returns

Game: 0, all teams

Career: 0, all teams

Longest return

Game: 55, [Isaiah Burse](#) vs. Northern Illinois, 2010 uDrove Humanitarian Bowl

PUNTING

Punts

Game: 9, [Lance Oberparleiter](#) vs. Western Michigan, 1988 California Bowl VIII

Career: 17, [Jason Simpson](#), Silicon Valley Football Classic I-III

Average per punt

Game: (min. 5) 47.4 (7 for 332), [Mike Mancini](#) vs. Bowling Green, 1985, California Bowl V

Career: 47.4, [Mike Mancini](#), 1985 California Bowl V

Punting yards

Game: 332, [Mike Mancini](#) vs. Bowling Green, 1985 California Bowl V

Career: 660, [Jason Simpson](#), Silicon Valley Football Classic I-III

Longest punt

Game: 69, [Garrett Swanson](#), vs. USC, 2013 Las Vegas Bowl

DEFENSE

Solo tackles

Game: 13, [James Williams](#) vs. Ball State, 1989 California Raisin Bowl IX

Total tackles

Game: 18, (2 players); [Derron Smith](#) vs. USC, 2013 Las Vegas Bowl; [Don Turner](#) vs. Bowling Green, 1982 California Bowl II

Sacks

Game: 3, (2 players); [Clyde Glover](#) vs. Bowling Green, 1982 California Bowl II; [Greg Ramsey](#) vs. Bowling Green, 1985 California Bowl V

Career: 3, (2 players); [Clyde Glover](#) vs. Bowling Green, 1982 California Bowl II; [Greg Ramsey](#) vs. Bowling Green, 1985 California Bowl V

Interceptions

Passes intercepted

Game: 2, (3 players); [Rod Webster](#) vs. Bowling Green, 1985 California Bowl V; [Dee Meza](#) vs. Georgia Tech, 2002 Silicon Valley Football Classic III; [Sean Alston](#), 2012 Sheraton Hawai'i Bowl

Career: 2, (3 players); [Rod Webster](#), 1985 California Bowl; [Dee Meza](#) vs. Georgia Tech, 2002 Silicon Valley Football Classic III; [Sean Alston](#), 2012 Sheraton Hawai'i Bowl

Interception yards

Game: 70, [Anthoula "Tank" Kelly](#) vs. Arizona State, 2018 Las Vegas Bowl

Career: 70, [Anthoula "Tank" Kelly](#) vs. Arizona State, 2018 Las Vegas Bowl

Most touchdowns

Game: 1, (5 players); [Anthoula "Tank" Kelly](#) vs. Arizona State, 2018 Las Vegas Bowl; [Jaron Bryant](#) vs. Houston, 2017 Hawai'i Bowl; [Derron Smith](#) vs. USC, 2013 Las Vegas Bowl; [Ron Cox](#) vs. Ball State, 1989 California Raisin Bowl IX; [Dee Meza](#), 2002 Silicon Valley Football Classic III

Career: 1, (5 players); [Anthoula "Tank" Kelly](#) vs. Arizona State, 2018 Las Vegas Bowl; [Jaron Bryant](#) vs. Houston, 2017 Hawai'i Bowl; [Derron Smith](#) vs. USC, 2013 Las Vegas Bowl; [Ron Cox](#) vs. Ball State, 1989 California Raisin Bowl IX; [Dee Meza](#), 2002 Silicon Valley Football Classic III

CAL POLY



Sept. 1, 2022
Fresno, Calif.

General Information

Location.....San Luis Obispo, Calif.
 Founded.....1901
 Enrollment.....22,022
 Nickname.....Mustangs
 Colors.....Forest Green & Gold
 Affiliation.....NCAA FCS
 Conference.....Big Sky
 President.....Dr. Jeffrey D. Armstrong
 Athletic Director.....Donald J. Oberhelman

Stadium Information

Stadium.....Alex G. Spanos Stadium
 Capacity.....11,075
 Surface.....FieldTurf Super Elite Vertex Prime with CORE 'System'

Coaching Staff

Head Coach.....Beau Baldwin
 Career Record (Yrs).....2-12 (2)
 At School (Yrs).....2-12 (2)
 Assistant Coaches
 Erik Meyer.....QB
 Paul Wulff.....OL
 Robbie Rouse.....RB
 LaTef Grim.....WR
 Casey Petree.....TE/ST
 Will Plemons.....DL/Co-DC
 Josh Letuligasenao.....Def.
 Cody Vonappen.....Secondary/Co-DC
 Asa Jackson.....CB
 Jake Casteel.....DE

Team Information

2021 Record.....2-9
 Conference Record/Finish.....1-7/11th
 Basic Offense.....Multiple
 Basic Defense.....3-4
 Lettermen Returning/Lost.....62/23
 Starters Returning/Lost.....22/15

Sports Information

Football SID.....Eric Burdick
 Office.....(805) 756-6550
 E-Mail.....eburdick@calpoly.edu

2022 Schedule

Date	Opponent	Time
9/1	at Fresno State	7:30 p.m.
9/10	San Diego	2:00 p.m.
9/17	at South Dakota	11:00 a.m.
10/1	Sacramento State*	5:00 p.m.
10/8	at Northern Arizona*	1:00 p.m.
10/15	at Idaho State*	12:00 p.m.
10/22	Eastern Washington*	5:00 p.m.
10/29	at UC Davis*	4:00 p.m.
11/5	at Montana*	5:00 p.m.
11/12	Montana State*	5:00 p.m.
11/19	Portland State*	5:00 p.m.

- All times Pacific
 * Big Sky Conference Game

OREGON STATE



Sept. 10, 2022
Fresno, Calif.

General Information

Location.....Corvallis, Ore.
 Founded.....1868
 Enrollment.....33,359
 Nickname.....Beavers
 Colors.....Orange and Black
 Affiliation.....NCAA Div-I FBS
 Conference.....Pac-12
 President.....Becky Johnson
 Athletic Director.....Scott Barnes

Stadium Information

Stadium.....Reser Stadium
 Capacity.....43,154
 Surface.....FieldTurf

Coaching Staff

Head Coach.....Jonathan Smith
 Career Record (Yrs).....
 At School (Yrs).....
 Assistant Coaches
 Blue Adams.....Secondary
 Trent Bray.....DC/LB
 Jake Cookus.....ST
 Kefense Hynson.....WR
 Brian Lindgren.....OC/QB
 Jim Michalczik.....OL/Assoc. HC
 Anthony Perkins.....CB
 AJ Steward.....RB
 Legi Suiaunoa.....DL
 Brian Wozniak.....TE

Team Information

2021 Record.....7-6
 Conference Record/Finish.....5-4/3rd in North
 Basic Offense.....
 Basic Defense.....
 Lettermen Returning/Lost.....
 Starters Returning/Lost.....

Sports Information

Football SID.....Trevor Cramer
 Office.....(541) 737-3720
 E-Mail.....trevor.cramer@oregonstate.edu

2022 Schedule

Date	Opponent	Time
9/3	Boise State	7:30 p.m.
9/10	at Fresno State	7:30 p.m.
9/17	vs Montana State	5:00 p.m.
9/24	USC*	TBA
10/1	at Utah*	TBA
10/8	at Stanford*	TBA
10/15	Washington State*	TBA
10/22	Colorado*	TBA
11/4	at Washington*	7:30 p.m.
11/12	Cal*	TBA
11/19	at Arizona State*	TBA
11/25	Oregon*	TBA

- All times Pacific
 * Pac-12 Conference Game

USC



Sept. 17, 2022
Los Angeles, Calif.

General Information

Location.....Los Angeles, Calif.
 Founded.....1880
 Enrollment.....48,500
 Nickname.....Trojans
 Colors.....Cardinal and Gold
 Affiliation.....NCAA Div-I FBS
 Conference.....Pac-12
 President.....Dr. Carol L. Folt
 Athletic Director.....Mike Bohn

Stadium Information

Stadium.....Los Angeles Memorial Coliseum
 Capacity.....77,500
 Surface.....Natural grass

Coaching Staff

Head Coach.....Lincoln Riley
 Career Record (Yrs).....55-10 (5)
 At School (Yrs).....0-0 (0)
 Assistant Coaches
 Dennis Simmons.....Outside WR
 Alex Grinch.....DC/Saf.
 Josh Henson.....OC/OL
 Donte Williams.....DB
 Roy Manning.....OLB/Nik
 Brian Odom.....ILB
 Shaun Nua.....DL
 Kiel McDonald.....RB
 Zach Hanson.....TE
 Luke Huard.....Inside WR

Team Information

2021 Record.....4-8
 Conference Record/Finish.....3-6/ 4th in South
 Basic Offense.....
 Basic Defense.....
 Lettermen Returning/Lost.....
 Starters Returning/Lost.....

Sports Information

Football SID.....Katie Ryan
 Office.....(949) 874-5475
 E-Mail.....katierya@usc.edu

2022 Schedule

Date	Opponent	Time
9/3	Rice	3:00 p.m.
9/10	at Stanford*	4:30 p.m.
9/17	Fresno State	7:30 p.m.
9/24	at Oregon State*	TBA
10/1	Arizona State*	TBA
10/8	Washington State*	TBA
10/15	at Utah	TBA
10/29	at Arizona*	TBA
11/5	Cal*	TBA
11/11	Colorado*	6:30 p.m.
11/19	UCLA*	TBA
11/26	Notre Dame	TBA

- All times Pacific
 * Pac-12 Conference Game

UCONN



Oct. 1, 2022
Storrs, Conn.

General Information

Location.....Storrs, Conn.
 Founded.....1881
 Enrollment.....32,027
 Nickname.....Huskies
 Colors.....National Flag Blue and White
 Affiliation.....FBS Independent
 Conference.....Independent
 President.....Radenka Maric
 Athletic Director.....David Benedict

Stadium Information

Stadium.....Rentschler Field
 Capacity.....40,000
 Surface.....Grass

Coaching Staff

Head Coach.....Jim Mora
 Career Record (Yrs).....46-30
 At School (Yrs).....0-0 (0)
 Assistant Coaches
 Nick Charlton.....OC/QB
 Lou Spanos.....DC
 Doug Shearer.....ST
 John Allen.....WR
 E.J. Barthelemy.....RB
 Siriki Diabate.....LB
 Dalton Hilliard.....DB
 John Marinelli.....TE
 Kenny McClendon.....DL
 Gordon Sammis.....OL

Team Information

2021 Record.....1-11
 Conference Record/Finish.....N/A
 Basic Offense.....Multiple
 Basic Defense.....Multiple
 Lettermen Returning/Lost.....54/48
 Starters Returning/Lost.....12/10

Sports Information

Football SID.....Phil Chardis
 Office.....xx
 E-Mail.....philip.chardis@uconn.edu

2022 Schedule

Date	Opponent	Time
8/27	at Utah State	4:00 p.m.
9/3	Central Connecticut State	12:00 p.m.
9/10	Syracuse	7:00 p.m.
9/17	at Michigan	12:00 p.m.
9/24	at North Carolina State	TBA
10/1	Fresno State	3:30 p.m.
10/8	at FIU	TBA
10/15	at Ball State	TBA
10/29	Boston College	12:00 p.m.
11/5	UMass	7:00 p.m.
11/12	Liberty	12:00 p.m.
11/19	at Army	TBA

- All times Eastern



BOISE STATE



Oct. 8, 2022
Boise, Id.

General Information

Location Boise, Id.
 Founded 1932
 Enrollment 25,829
 Nickname Broncos
 Colors Blue and Orange
 Affiliation NCAA Div-I FBS
 Conference Mountain West
 President Dr. Marlene Tromp
 Athletic Director Jeremiah Dickey

Stadium Information

Stadium Albertsons Stadium
 Capacity 36,387
 Surface FieldTurf

Coaching Staff

Head Coach Andy Avalos
 Career Record (Yrs) 7-5 (2)
 At School (Yrs) 7-5 (2)
 Assistant Coaches
 Keith Bhonapha RB/ST
 Frank Maile DL
 Spencer Danielson Co-DC/ILB
 Tim Plough OC/QB
 Kane Ioane Co-DC/Saf.
 Tim Keane OL
 Matt Miller WR
 Kelly Poppinga Edge/ST
 Nate Potter TE
 Demario Warren CB

Team Information

2021 Record 7-5
 Conference Record/Finish 5-3/3rd Mountain
 Basic Offense Multiple
 Basic Defense Multiple
 Lettermen Returning/Lost
 Starters Returning/Lost

Sports Information

Football SID
 Office
 E-Mail

2022 Schedule

Date	Opponent	Time
9/3	at Oregon State	TBA
9/10	at New Mexico*	TBA
9/17	UT Martin	TBA
9/23	at UTEP	TBA
10/1	San Diego State*	TBA
10/8	Fresno State*	TBA
10/22	at Air Force*	TBA
10/29	Colorado State*	TBA
11/5	BYU	TBA
11/12	at Nevada*	TBA
11/19	at Wyoming*	TBA
11/26	Utah State*	TBA

- All times Mountain
 * Mountain West Conference Game

SAN JOSE STATE



Oct. 15, 2022
Fresno, Calif.

General Information

Location San Jose, Calif.
 Founded 1857
 Enrollment 33,282
 Nickname Spartans
 Colors Gold, White and Blue
 Affiliation NCAA Div-I FBS
 Conference Mountain West
 President Dr. Mary A. Papazian
 Athletic Director Jeff Konya

Stadium Information

Stadium CEFCU Stadium
 Capacity 30,456
 Surface FieldTurf

Coaching Staff

Head Coach Brett Brennan
 Career Record (Yrs) 20-37 (5)
 At School (Yrs) 20-37 (5)
 Assistant Coaches
 Derrick Odum DC
 Kevin McGiven OC/QB
 Matt Adkins TE
 Alonzo Carter RB
 Rob Christoff OLB
 Josh Oglesby OL
 Eric Scott WR
 Joe Seumalo DL
 Chip Viney CB
 Scott White LB

Team Information

2021 Record 5-7
 Conference Record/Finish 3-5/5th West
 Basic Offense Multiple
 Basic Defense 3-4
 Lettermen Returning/Lost
 Starters Returning/Lost

Sports Information

Football SID
 Office
 E-Mail

2022 Schedule

Date	Opponent	Time
9/3	Portland State	TBA
9/10	at Auburn	TBA
9/24	Western Michigan	TBA
10/1	at Wyoming*	TBA
10/8	UNLV*	TBA
10/15	at Fresno State*	TBA
10/22	at New Mexico State	TBA
10/29	Nevada*	TBA
11/5	Colorado State*	TBA
11/12	at San Diego State*	TBA
11/19	at Utah State*	TBA
11/26	Hawai'i*	TBA

- All times Pacific
 * Mountain West Conference Game

NEW MEXICO



Oct. 22, 2022
Albuquerque, N.M.

General Information

Location Albuquerque, N.M.
 Founded 1889
 Enrollment 39,224
 Nickname Lobos
 Colors Cherry and Silver
 Affiliation NCAA Division I - FBS
 Conference Mountain West
 President Dr. Garnett Stokes
 Athletic Director Eddie Nuñez

Stadium Information

Stadium University Stadium
 Capacity 39,224
 Surface FieldTurf

Coaching Staff

Head Coach Danny Gonzales
 Career Record (Yrs) 5-14 (2)
 At School (Yrs) 5-14 (2)
 Assistant Coaches
 Derek Warehime OC/TE
 Rocky Long DC
 Jamie Christian ST/RB
 David Howes S
 Brandon Blackmon WR
 Jerome Haywood DL
 Troy Reffett CB
 Heath Ridenour QB
 Jason Lenzmeier OL
 Jake Rothschilder LB

Team Information

2021 Record 3-9
 Conference Record/Finish 1-7/6th Mountain
 Basic Offense Spread
 Basic Defense 3-3-5
 Lettermen Returning/Lost
 Starters Returning/Lost

Sports Information

Football SID Frank Mercogliano
 Office 505-410-4844
 E-Mail fmercog@unm.edu

2022 Schedule

Date	Opponent	Time
9/3	Maine	TBA
9/9	Boise State*	7 p.m.
9/17	UTEP	TBA
9/24	at LSU	5:30 p.m.
9/30	at UNLV*	9 p.m.
10/8	Wyoming*	5 p.m.
10/15	at New Mexico State	TBA
10/22	Fresno State*	TBA
11/5	at Utah State*	1:30 p.m.
11/12	at Air Force*	1:30 p.m.
11/18	San Diego State*	TBA
11/25	at Colorado State*	1:30 p.m.

- All times Mountain
 * Mountain West Conference Game

SAN DIEGO STATE



Oct. 29, 2022
Fresno, Calif.

General Information

Location San Diego, Calif.
 Founded 1897
 Enrollment 33,870
 Nickname Aztecs
 Colors Scarlet and Black
 Affiliation NCAA Div-I FBS
 Conference Mountain West
 President Dr. Adela de la Torre
 Athletic Director John David Wicker

Stadium Information

Stadium SnapDragon Stadium
 Capacity
 Surface

Coaching Staff

Head Coach Brady Hoke
 Career Record (Yrs) 94-76 (14)
 At School (Yrs) 29-18 (3)
 Assistant Coaches
 Jeff Horton Assoc. HC/RB
 Jeff Hecklinski OC/QB
 Kurt Mattix DC/LB
 Hunkie Cooper WR
 Doug Deakin STC
 Justin Ena DL
 Savai'i Eselu TE
 Mike Goff OL
 Kyle Hoke S
 Demetrius Sumler CB

Team Information

2021 Record 12-2
 Conference Record/Finish 7-1/1st West
 Basic Offense Multiple
 Basic Defense 3-3-5
 Lettermen Returning/Lost
 Starters Returning/Lost

Sports Information

Football SID Jamie McConeghy
 Office 619-594-4348
 E-Mail jmcconeg@sdsu.edu

2022 Schedule

Date	Opponent	Time
9/3	Arizona	12:30 p.m.
9/10	Idaho State	TBA
9/17	at Utah	7 p.m.
9/24	Toledo	TBA
9/30	at Boise State*	5 p.m.
10/8	Hawai'i*	7:30 p.m.
10/22	at Nevada*	7:30 p.m.
10/29	at Fresno State*	TBA
11/5	UNLV*	4 p.m.
11/12	San Jose State*	TBA
11/18	at New Mexico*	TBA
11/26	Air Force*	6 p.m.

- All times Pacific
 * Mountain West Conference Game



HAWAI'I



**Nov. 5, 2022
Fresno, Calif.**

General Information

Location.....Honolulu, Hawai'i
 Founded.....1907
 Enrollment.....18,000
 Nickname.....Rainbow Warriors
 Colors.....Green, Black, White and Silver
 Affiliation.....NCAA Division I - FBS
 Conference.....Mountain West
 President.....David Lassner
 Athletic Director.....David A.K. Matlin

Stadium Information

Stadium.....Clarence T.C. Ching Complex
 Capacity.....9,000
 Surface.....TBD

Coaching Staff

Head Coach.....Timmy Chang
 Career Record (Yrs).....0-0 (0)
 At School (Yrs).....0-0 (0)
 Assistant Coaches
 Thomas Sheffield.....Assoc. HC/STC
 Ian Shoemaker.....OC/QB
 Jacob Yoro.....DC/OLB
 Chris Brown.....ILB
 Josh Brown.....S
 Abe Elimimian.....CB
 Eti Ena.....DL
 Keiki Misipeka.....RB
 Jard Ursua.....WR
 Roman Sapolu.....OL

Team Information

2021 Record.....6-7
 Conference Record/Finish.....3-5/4th West
 Basic Offense.....
 Basic Defense.....
 Lettermen Returning/Lost.....
 Starters Returning/Lost.....

Sports Information

Football SID.....Derek Inouchi
 Office.....808-956-4478
 E-Mail.....inouchi@hawaii.edu

2022 Schedule

Date	Opponent	Time
8/27	Vanderbilt	4:30 p.m.
9/3	Western Kentucky	TBA
9/10	at Michigan	2 p.m.
9/17	Duquesne	TBA
9/24	at New Mexico State	TBA
10/8	at San Diego State*	1:30 p.m.
10/15	Nevada*	TBA
10/22	at Colorado State*	TBA
10/29	Wyoming*	TBA
11/5	at Fresno State*	TBA
11/12	Utah State*	TBA
11/19	UNLV*	TBA
11/26	at San Jose State*	TBA

- All times Hawai'i
 * Mountain West Conference Game

UNLV



**Nov. 11, 2022
Las Vegas, Nev.**

General Information

Location.....Las Vegas, Nev.
 Founded.....1957
 Enrollment.....31,142
 Nickname.....Rebels
 Colors.....Scarlet and Gray
 Affiliation.....NCAA Division I - FBS
 Conference.....Mountain West
 President.....Marta Meana
 Athletic Director.....Desiree Reed-Francois

Stadium Information

Stadium.....Allegiant Stadium
 Capacity.....65,000
 Surface.....FieldTurf

Coaching Staff

Head Coach.....Marcus Arroyo
 Career Record (Yrs).....2-16 (2)
 At School (Yrs).....2-16 (2)
 Assistant Coaches
 Keith Heyward.....DC/CB
 Nick Holz.....OC/QB
 Scott Baumgartner.....RB/STC
 TJ Woods.....OL
 Jonathan Krause.....WR
 Nate Longshore.....TE
 Bojay Filimoeatu.....DL
 Kenwick Thompson.....Assoc. HC/LB
 Michael Bruno.....ILB
 Damon Magazu.....S

Team Information

2021 Record.....2-10
 Conference Record/Finish.....2-6/6th West
 Basic Offense.....Multiple
 Basic Defense.....Multiple
 Lettermen Returning/Lost.....
 Starters Returning/Lost.....

Sports Information

Football SID.....Mark Wallington
 Office.....702-895-4472
 E-Mail.....mark.wallington@unlv.edu

2022 Schedule

Date	Opponent	Time
8/27	Idaho State	12:30 p.m.
9/10	at Cal	1 p.m.
9/17	North Texas	12 p.m.
9/24	at Utah State*	4 p.m.
9/30	New Mexico*	8 p.m.
10/7	at San Jose State*	7:30 p.m.
10/15	Air Force*	7:30 p.m.
10/22	Notre Dame	11:30 a.m.
11/5	at San Diego State*	4 p.m.
11/11	Fresno State*	7:30 p.m.
11/19	at Hawai'i*	TBA
11/26	Nevada*	TBA

- All times Pacific
 * Mountain West Conference Game

NEVADA



**Nov. 19, 2022
Reno, Nev.**

General Information

Location.....Reno, Nev.
 Founded.....1874
 Enrollment.....21,657
 Nickname.....Wolf Pack
 Colors.....Navy Blue and Silver
 Affiliation.....NCAA Division I - FBS
 Conference.....Mountain West
 President.....Dr. Marc Johnson
 Athletic Director.....Doug Knuth

Stadium Information

Stadium.....Mackay Stadium
 Capacity.....27,000
 Surface.....FieldTurf

Coaching Staff

Head Coach.....Ken Wilson
 Career Record (Yrs).....0-0 (0)
 At School (Yrs).....0-0 (0)
 Assistant Coaches
 Vai Taua.....Assist. HC/RB
 Derek Sage.....OC/TE
 Kwame Agyeman.....Co-DC/S
 Mike Bethea.....Co-DC/LB
 Nate Costa.....QB
 Joe Bolden.....STC/OLB
 Jeff Nady.....OL
 Al Lapuaho.....DL
 Jalen Ortiz.....CB
 Anthony Arceneaux.....WR

Team Information

2021 Record.....8-5
 Conference Record/Finish.....5-3/3rd West
 Basic Offense.....
 Basic Defense.....
 Lettermen Returning/Lost.....
 Starters Returning/Lost.....

Sports Information

Football SID.....TBD
 Office.....TBD
 E-Mail.....TBD

2022 Schedule

Date	Opponent	Time
8/27	at New Mexico State	TBA
9/3	Texas State	TBA
9/10	Incarnate Word	TBA
9/17	at Iowa	4:30 p.m.
9/23	at Air Force*	5 p.m.
10/7	Colorado State*	7:30 p.m.
10/15	at Hawai'i*	TBA
10/22	San Diego State*	7:30 p.m.
10/29	at San Jose State*	7:30 p.m.
11/12	Boise State*	7:30 p.m.
11/19	Fresno State*	7:30 p.m.
11/26	at UNLV*	TBA

- All times Pacific
 * Mountain West Conference Game

WYOMING



**Nov. 25, 2022
Fresno, Calif.**

General Information

Location.....Laramie, Wyo.
 Founded.....1886
 Enrollment.....13,551
 Nickname.....Cowboys
 Colors.....Brown and Gold
 Affiliation.....NCAA Division I - FBS
 Conference.....Mountain West
 President.....Laurie Nichols
 Athletic Director.....Tom Burman

Stadium Information

Stadium.....War Memorial Stadium
 Capacity.....29,181
 Surface.....FieldTurf

Coaching Staff

Head Coach.....Craig Bohl
 Career Record (Yrs).....149-82 (15)
 At School (Yrs).....45-50 (8)
 Assistant Coaches
 Mike Grant.....Assoc. HC/WR
 Tim Polasek.....OC/QB
 Jay Sawvel.....DC/S
 Aaron Bohl.....LB
 Benny Boyd.....CB/Co-STC
 Marty English.....DE
 Oscar Giles.....DT
 Gordie Haug.....RB
 Joe Tripodi.....OL
 Shannon Moore.....TE/FB/Co-STC

Team Information

2021 Record.....7-6
 Conference Record/Finish.....2-6/4th Mountain
 Basic Offense.....Multiple
 Basic Defense.....Multiple
 Lettermen Returning/Lost.....
 Starters Returning/Lost.....

Sports Information

Football SID.....Tim Harkins
 Office.....307-766-2321
 E-Mail.....tharkins@uwyo.edu

2022 Schedule

Date	Opponent	Time
8/27	at Illinois	2 p.m.
9/3	Tulsa	1:30 p.m.
9/10	Northern Colorado	2 p.m.
9/16	Air Force*	6 p.m.
9/24	at BYU	TBA
10/1	San Jose State*	5:30 p.m.
10/8	at New Mexico*	5 p.m.
10/22	Utah State*	TBA
10/29	at Hawai'i*	TBA
11/12	at Colorado State*	5 p.m.
11/19	Boise State*	5 p.m.
11/25	at Fresno State*	8 p.m.

- All times Mountain
 * Mountain West Conference Game



MEDIA INFORMATION

FRESNO STATE FOOTBALL COMMUNICATIONS TEAM



SAVANNAH STOECKLE

Assistant Director of Strategic Communications
(Football - Primary)
 Office: 559-278-4645
 E-mail: sstoeckle@csufresno.edu



STEPHEN TREMBLEY

Director of Strategic Communications
 Office: 559-278-6178
 E-mail: strembley@csufresno.edu



TRAVIS BLANSHAN

Assistant Director of Strategic Communications
(Football - Writing)
 Office: 559-278-4647
 E-mail: tblanshan@csufresno.edu

FRESNO STATE ATHLETIC COMMUNICATIONS

Mailing Address:
 Fresno State Athletic Communications
 5305 N. Campus Drive MS 27
 Fresno, CA 93740

Football Email List

If you would like to be added to the Bulldog football email list to receive breaking news about the team, please contact Savannah Stoeckle.

Photo Requests

All requests for use of Bulldog football photos for television networks or print publications, please contact Savannah Stoeckle. If granted, all photos must have proper attribution to Fresno State Athletics.

All interviews for Bulldog players and coaches will be coordinated through the Fresno State Athletics Communications Office. Student-athletes that have not participated in a game are not allowed to speak to the media, per team rules.

WEEKLY MEDIA AVAILABILITY

(for traditional Saturday game weeks)

SUNDAY	MONDAY	TUESDAY	WEDNESDAY	THURSDAY	FRIDAY	SATURDAY

gobulldogs.com



SAÚL JIMÉNEZ-SANDOVAL

FRESNO STATE PRESIDENT

Saúl Jiménez-Sandoval has roots in Fowler, a city 15 minutes south of Fresno, and his commitment to the region and higher education form part of his personal mission to promote the region's economic and cultural ascendancy. Dr. Jiménez-Sandoval is an immigrant to the San Joaquin Valley, having arrived in the region from Mexico as a 10-year-old. He worked in his father's small farm, and grew to appreciate the many cultures, languages and communities of the Valley.

Prior to his administrative appointments, Dr. Jiménez-Sandoval taught at Fresno State for almost 15 years. His area of expertise is Spanish and Portuguese poetry, and he has published on authors from Cuba, Mexico, Spain and Portugal. His commitment to student success is evident in his successful direction of 30 M.A. theses and numerous M.A. projects (only four Spanish M.A. theses and projects had been completed prior to his arrival). Dr. Jiménez-Sandoval has a deep faith in the potential of our gifted students, and works tirelessly to promote their growth and success.

Dr. Jiménez-Sandoval is most inspired by Fresno State's power to transform the individual in ways that promote their unique skills and talents and encourage their bold contributions to the greater good. He is proud of Fresno State's status as a national leader in recruiting, supporting and graduating students from diverse backgrounds. In 2020, Fresno State was ranked No. 26 in the nation by Washington Monthly, and has been recognized by U.S. News and World Report as one of the top three best public national universities for graduation-rate performance five years in a row. Fresno State was also ranked No. 40 in Money Magazine's Best Public Colleges, and No. 7 for Most Transformative College, because it is a school, "where students beat the odds by doing better than would be expected from their academic and economic backgrounds."

Dr. Jiménez-Sandoval served as Dean of Arts and Humanities before his appointment as Provost and Vice President of Academic Affairs in 2019. One of his first unique steps as Provost was to undertake visits with every academic department on campus during his first year. Meeting most of the faculty and staff at Fresno State has provided Dr. Jiménez-Sandoval with a sense of the history of the disciplines, as well as an appreciation for current initiatives and research. This awareness constitutes a solid foundation of envisioning the next level of academic excellence at Fresno State.

Dr. Jiménez-Sandoval takes mentoring of campus leaders personally, and has engaged in mentoring, through established programs and informally, for aspiring leaders from every College and School at Fresno State.

Dr. Jiménez-Sandoval received dual B.A.s (cum laude), in History and in Spanish, from the University of California, Irvine. His M.A. and Ph.D. are in Spanish literatures, also from UC Irvine. He subsequently successfully completed an advanced seminar on critical theory at Cornell's School of Criticism and Theory.

Dr. Jiménez-Sandoval has completed seminars on various aspects of higher education:

- George Blumenthal Scholar, Inaugural class. Mentorship in Executive Leadership. University of California, Berkeley (2020). Virtual.
- Presidential Leadership Academy, Inaugural Class. HACU. Chicago, IL (2019). His Proyecto Transformativo was one of three selected for presentation at the national conference.
- Becoming a Provost Academy. American Association of State Colleges and Universities. Minneapolis, MN (2019). Mentor: Linda Bleicken.
- Millennium Leadership Initiative Institute. American Association of State Colleges and Universities. Washington, DC (2018). Year-long Mentors: President Donald Betz and President Emeritus Doug Whitlock.
- Minority Serving Institutions Aspiring Leaders. University of Pennsylvania Graduate School of Education. Philadelphia, PA (2018). Year-long Mentor: President Mildred García.
- Executive Leadership Academy Alumni Retreat, University of California, Berkeley (2018). Mentor: President Emerita Josefina Castillo-Baltodano.
- American Council on Education (ACE), Spectrum Aspiring Leaders Program, Chicago, IL (2015).
- Executive Leadership Academy, University of California, Berkeley (2015). Mentor: President Emerita Josefina Castillo-Baltodano.

Dr. Jiménez-Sandoval's leadership has been recognized in various ways. He serves on a number of boards, including the Mountain West Athletic Conference Board, University High (Fresno) Board of Directors and California Teaching Fellows Foundation. He received the Horizon Award's Excellence in the Arts by the Fresno Art Council in 2019, was inducted into the Phi Kappa Phi honor society in 2016, and, as a faculty member, received the Provost's Award for Graduate Teaching and Mentoring in 2012-13.

Dr. Jiménez-Sandoval is committed to the Central Valley region, and is proud that all of his academic career has been invested in promoting the enrichment of our students and region. With deep roots in the Valley and a strong connection to agriculture and the arts, he is committed to Fresno State and the valley community. He and his wife, Dr. Mariana Anagnostopoulos, happily make Fresno their home with their two sons, Arion and Leo.





TERRY TUMEJ
DIRECTOR OF ATHLETICS

Terrance J. “Terry” Tumej was appointed Fresno State’s Director of Athletics on June 21, 2018 and officially started in his position on Aug. 1, 2018.

During his tenure at Fresno State, the department has been committed to supporting and holistically preparing every Bulldog student-athlete for long-term success, while also launching a comprehensive Pride of the Valley campaign, which encompassed all sports in an effort to encapsulate and enhance the pride the community has for its Valley team.

The Bulldogs have won 11 team conference championships since 2018 with conference titles in football (2018), men’s tennis (2019 - tournament), baseball (2019 - regular season and tournament), women’s basketball (2019-20 - regular season), softball (2021 - regular season), women’s water polo (2021 - regular season and tournament & 2022 - regular season and tournament) and women’s tennis (2022 - regular season).

The competitive success for Fresno State’s athletic programs also resulted in a rise in the Learfield Directors’ Cup Standings, including finishing 95th nationally in 2020-21, the department’s best finish since 2010-11.

With 18 sports and approximately 350 students receiving athletic aid, and the increasing annual cost of attendance, the Bulldog Foundation, under the leadership of Tumej, reported the second-highest fiscal year total in Fresno State Athletics history recently – \$7,894,795 in 2019-20 – climbing 15 percent from the previous fiscal year. The fundraising growth comes on the heels of the Bulldog Foundation’s record 2019 membership campaign, which included a 12 percent growth from the previous year to \$4.48 million for the annual scholarship fund and a 21 percent growth in membership, which now exceeds greater than 3,100 members, while entering into a 10-year, \$10M naming rights agreement with Valley Children’s Healthcare to name Bulldog Stadium.

While in the San Joaquin Valley, Tumej negotiated and secured a six-year partnership with adidas, which more than doubled the department’s previous apparel partnership. Tumej has proactively worked to address the needs of student-athletes by spearheading efforts in area of comprehensive student-athlete development, including partnerships with The Athlete Network, INFLCR, Jeremy Darlow and Opendorse.

Additionally, Tumej has hired seven Fresno State head coaches, including the hiring of Kalen DeBoer and Jeff Tedford as head football coaches during his tenure.

Fresno State Athletics has experienced unprecedented academic success in the last four years including Bulldog student-athletes achieving a combined 3.0 grade point average (GPA) in every semester since the fall of 2018 and setting school records in the total number of Mountain West Scholar-Athlete award recipients. Additionally, the department achieved its highest ever department Academic Progress Rate, an NCAA metric which tracks eligibility and retention of student athletes, and posted an 85 percent Graduation Success Rate.

In 2020, Tumej joined the Black Athletic Director Alliance whose mission is to promote the growth, development, and elevation of Black athletics administrators at the Division I level by engaging industry decision-makers, providing exposure for these aspiring athletics professionals through purposeful mentoring, and fostering connections with those who will aid in positioning leaders in intercollegiate athletics.

Fresno State Athletics has also significantly improved community engagement through a variety of efforts, including creating strategic partnerships with ABC30, Univision, and iHeartMedia – the three highest rated media outlets in the Fresno-Visalia Market – and celebrating the Valley’s diverse population segments via the creation of The Game Changers series, honoring Hispanic Heritage month, and paying tribute to local heroes including veterans, active duty military, and first responders. These efforts, and others, have led to increased attendance at home events, highlighted by averaging over 31,000 fans in football in 2018 and 2019 and over 33,000 in 2021; which was the highest average since 2014 and ranked sixth nationally among Group of Five Institutions. Fresno State student attendance also increased to 4,000 students per game in 2021, the highest average since 2013. These efforts also contributed to leading the Mountain West in composite average attendance across all ticketed sports.

With Tumej’s leadership, Fresno State Athletics’ Pride of the Valley marketing campaign, which won multiple industry awards, generated school record engagement numbers on social media, led to a school record retail royalty year, and unified and inspired Fresno State alumni and Bulldog fans everywhere. Improvements in communication methods have led to being consistently ranked in the top 10 nationally in social media metrics among peer and aspirant institutions, including leading the Mountain West in social media follower growth and engagement metrics and winning the 2020 Mountain West Social Media Challenge.

Prior to his time at Fresno State, Tumej was the Director of Athletics at Claremont-Mudd-Scripps, a unified Division III athletics program in Southern California. The schools that make up the singular athletic program under his watch since 2016 are Claremont McKenna College, Harvey Mudd College and Scripps College. In addition to CMS, Tumej held the director of athletics title at two other institutions, one at the Division I level, UC Davis (2012-15), as well as one that he oversaw transition to the Division II level from NAIA, Dominican University of California (2009-12).

While Tumej was director of athletics at UC Davis, he helped expand the profile of the university regionally and nationally, and secured funding in excess of \$11 million to support student achievements. In his time at Dominican, Tumej led a \$4.5 million capital campaign for DUC’s facilities in its transition to Division II, while in academia the athletics department received the Pacific West Conference’s (PWC) Academic Achievement Award for highest student-athlete grade-point average for three-straight years.

Tumej has a rich history in football, having turned a playing career at UCLA (1984-87), where he was a three-time All-Pacific-10 Conference defensive lineman, into a coaching career. He was a graduate assistant and full-time assistant coach at UCLA, working with the Bruins from 1992-98 and then moved to the NFL ranks for two years with the Denver Broncos (1999-2000). With the Broncos, Tumej was a defensive assistant coach under head coach Mike Shanahan and helped Denver reach the 2000 NFL playoffs where they fell to the eventual Super Bowl champion Baltimore Ravens led by former Fresno State great Trent Dilfer.

After coaching, Tumej joined the San Francisco 49ers staff in 2001 and served in various roles until departing for his first AD job in 2009. As the director of football administration he supervised all fiscal responsibilities of the 49ers’ football operations, which carried a budget of more than \$35 million. He also managed administrative issues for team employees including the coaching staff, oversaw contract negotiations and dispute resolution, worked with the NFL on game scheduling, and led the team’s training camp relocation.

Tumej earned a B.A. in political science from UCLA with a concentration in business economics in 1988 and an M.B.A. from the UCLA Anderson School of Management with a focus on entrepreneurship and strategy in 1993. Those two degrees have fueled more than two decades of coaching and administrative excellence in collegiate and professional athletics.

Tumej is originally from Tulsa, Oklahoma. He is married to Dr. Candace Gonzales Tumej and has two daughters, Cameron & Simone.

MOUNTAIN WEST

From its inception in 1999, the Mountain West has been committed to excellence in intercollegiate athletics, while promoting the academic missions of its member institutions. Progressive in its approach, the MW continues to cultivate opportunities for student-athletes to compete at the highest level while fostering academic achievement and sportsmanship. Now in its 23rd year, the MW has been assertive in its involvement with the NCAA governance structure and has taken a leadership role in the overall administration of intercollegiate athletics.

The Mountain West has marked several achievements during its first 22 years, most notably becoming the first to establish a sports television network dedicated solely to an intercollegiate athletic conference (The Mtn.). The Mountain West also was the first to experiment with the coaches' challenge in the college football instant replay system and was the first non-automatic-qualifying BCS conference to participate in four BCS bowl games, winning three. In the inaugural year of the new College Football Playoff system, Boise State earned the automatic slot into a New Year's Six bowl game as the highest-ranked champion from the Group of Five 5 conferences. The Broncos defeated then 10th-ranked Arizona 38-30 in the VIZIO Fiesta Bowl. In 2011-12, the Mountain West was among the first conferences to implement a league-wide state-of-the-art basketball instant replay system.

Changes in the NCAA governance structure set the table for another Conference first, when two members of the MW Student-Athlete Advisory Committee (SAAC) were included in the June 2014 meeting of the Mountain West Board of Directors. New Mexico track and field athlete Kendall Spencer, the national chair of the 2014-15 NCAA Division I Student-Athlete Advisory Committee, and Air Force Academy volleyball player Emma Dridge joined the BOD members in this historic meeting to advance the discussion on student-athlete involvement in the NCAA and MW governance structure. For the last seven academic years, MW student-athletes have participated in monthly membership calls and have joined MW administrators in the annual Joint Council Spring Meetings in Arizona.

The Mountain West is well-represented within the new NCAA governance structure, including individuals who were appointed to serve on committees tasked with managing the day-to-day business of Division I athletics. Kendall Spencer, the former chair of the DI Student-Athlete Advisory Committee and a UNM track & field athlete, was the first student-athlete in the history of the organization to serve on the Division I Board.

Additionally, the Mountain West was the only conference to have the same member institution with No. 1 overall picks in both the NFL and NBA drafts in the same year (Utah's Alex Smith and Andrew Bogut, respectively in 2005). With UNLV's Anthony Bennett claiming the No. 1 pick in the 2013 NBA Draft, the Mountain West is one of three conferences to have multiple No. 1 NBA draft selections since 2000. Also, with San Diego State's Stephen Strasburg earning the No. 1 pick in the 2009 MLB Draft, the Mountain West is one of three conferences to have the No. 1 selection in each of the NFL, NBA and MLB drafts since the MW was founded in 1999.

The Mountain West is noted for its geographic diversity. Some of the most beautiful terrain and landscapes in the nation can be found within Mountain West boundaries, including the majestic Rocky Mountain range, which borders five MW institutions (Air Force, Boise State, Colorado State, New Mexico and Utah State). The high plains of Wyoming (elevation 7,220 feet – the highest Division I campus in the nation) contrast with the desert cities of Las Vegas and Reno, home to UNLV and Nevada, respectively, while Fresno State, San Diego State and San José State add a West coast influence with their locations in Central, Southern and Northern California. The inclusion of the Hawai'i football program extends the Mountain West footprint to the beautiful islands in the Pacific Ocean, while the addition of the women's soccer program at Colorado College gives the MW an additional presence in the Rocky Mountains.

2020-21 in Review

From the gridiron to the diamond, Mountain West teams enjoyed a strong year in 2020-21. In football, the eighth annual MW Football Championship Game took place on December 19, 2020, at Sam Boyd Stadium in Las Vegas. San José State faced Boise State with the Spartans claiming their first Conference title, 34-20.

The Mountain West sent three teams into postseason bowl games. The league has earned 106 bowl bids since 1999 and holds a 58-47 (.552) all-time record (2018 First Responder Bowl between Boise State and Boston College was canceled due to weather).

San Diego State captured the Mountain West men's basketball regular-season title for the second-consecutive year and won the Conference tournament championship. The Aztecs, along with Utah State, earned bids to the NCAA tournament, marking the third time in the last four seasons that the MW has earned multiple bids. Boise State and Colorado State appeared in the NIT.

In women's basketball, New Mexico won its first outright Mountain West regular-season title with an 11-3 Conference record. Wyoming won its first Conference tournament title, defeating Fresno State to earn the program's second bid to the NCAA tournament.

In women's volleyball, UNLV won its first Mountain West title made its third trip to the NCAA Tournament. The Rebels concluded the season with an NCAA tournament loss in the second round against No. 2 Kentucky after posting a 13-1 record, including 12-0 in MW play.

In women's soccer, with a 10-1 Conference record on the season, UNM was crowned the MW regular-season champions and earned the Conference's automatic bid to the NCAA championship. The Lobos made their third NCAA tournament appearance and first since 2011. UNM advanced to second round of the 2020 NCAA tournament after edging Navy in penalty kicks.

In cross country, the New Mexico women's program won its 13th-straight MW title, while the Air Force men's program earned its third Conference title. Air Force senior Mahala Norris crossed the finish line first in the women's race with a time of 19:57.7, becoming the first Air Force women's runner to claim a MW cross country individual title. On the men's side, Caleb



Garnica become the second-straight Aggie to claim the MW individual title after clocking a time of 23:38.4. Five Mountain West squads and three individuals qualified for the NCAA Cross Country Championships in 2020.

In women's swimming and diving, UNLV won its second Mountain West title edging out Nevada by one-tenth of a second in the final event of the championship. Five MW student-athletes participated in the NCAA Championship including an 11th place finish for San Diego State's Klara Thormalm in the 100-breaststroke and a 13th-place finish for Wyoming diver Melissa Mirafuentes in the platform dive.

New Mexico men's tennis won its league-leading eighth Mountain West title, earning the Conference's automatic berth into the NCAA tournament. On the women's side, San José State won its second Conference title and first since 2017.

The New Mexico men's golf team captured its eighth Mountain West championship as the league sent four teams and three individuals to the NCAA regionals. It was the 21st consecutive season the MW sent at least three teams to NCAA regionals. Nationally ranked San Diego State advanced through the Kingston Springs Regional and advanced to the NCAA Men's Golf Championship.

On the women's side, New Mexico captured its league-record ninth MW title, and the league was represented by three teams and two individuals in the NCAA regionals. San José State sophomore Kajsa Arweffjall earned WGCA All-America honors to conclude the season.

Fresno State earned the Mountain West's automatic bid to the NCAA Softball Championship after claiming the regular-season title with a 20-4 record in Conference action. This marked the Bulldogs first NCAA tournament appearance since 2017 and 34th in program history.

The 2021 outdoor track & field season was highlighted by Air Force's Mahala Norris capturing the NCAA title in the 3,000-meter steeplechase, becoming the fifth-straight MW student-athlete to win the title. The Mountain West saw 20 entries qualify for the NCAA championships with nine earning first-team All-America honors. Colorado State claimed its second-straight MW men's outdoor track & field title, while San Diego State won its sixth Conference championship in program history on the women's side.

In baseball, Nevada earned the league's automatic bid after winning its third MW championship. The Wolf Pack made their first appearance in the NCAA Regionals since 2000.

History

The Mountain West was conceived on May 26, 1998, when the presidents of eight institutions – Air Force, BYU, Colorado State, New Mexico, San Diego State,





UNLV, Utah and Wyoming — decided to form a new NCAA Division I-A intercollegiate athletic conference. The split from a former 16-team conference re-established continuity and stability among the membership within the new league and signaled the continuation of its tradition-rich, long-standing athletic rivalries. Three of the MW's eight original members have been conference rivals since the 1960s (New Mexico, Wyoming and Colorado State), while San Diego State (1978) and Air Force (1980) were longtime members as well. UNLV and TCU entered the fold in 1996 and the Rebels continued as one of the original eight institutions that formed the MW in 1999. TCU re-joined the group with its first year of competition in the Mountain West in 2005-06. With conference realignment sweeping the nation in recent years, the MW has been proactive in addressing membership changes. Boise State University joined the Mountain West in 2011-12, followed by Fresno State and the University of Nevada on July 1, 2012. Also on July 1, 2012, the University of Hawai'i became a football-only member of the Conference. On July 1, 2013, the Mountain West further expanded when San José State University and Utah State University joined the Conference, bringing to 11 the number of full-time member institutions and 12 football-playing members. On July 1, 2014, the Colorado College women's soccer program became the first non-football affiliate member of the Mountain West, expanding that sport to 12 Conference participants.

When the Mountain West officially began operations on July 1, 1999, the new league had in place a seven-year contract with ESPN, giving the broadcast entity exclusive national television rights to MW football and men's basketball, and three-year agreements to send the league's football champion to the Liberty Bowl and a second team to the Las Vegas Bowl. Commissioner Thompson also arranged a third bowl tie-in each of the first three seasons (1999 Motor City, 2000 Silicon Valley, 2001 New Orleans) before securing a four-year deal with the Emerald Bowl in San Francisco in 2002.

Entering the 2021 season, the MW has nine (9) postseason opportunities, including a spot in a New

Year's Six Bowl (highest ranked non-autonomous 5 champion), six (6) primary bowl positions with the Jimmy Kimmel Los Angeles Bowl, Arizona Bowl, Famous Idaho Potato Bowl, New Mexico Bowl, SoFi Hawai'i Bowl and an ESPN Events-operated bowl, likely to be held in the Dallas-Fort Worth Metroplex - and two (2) secondary positions.

An innovator in the postseason bowl structure, the MW engineered many "firsts," as league teams have participated in seven inaugural bowl games (2000 Silicon Valley, 2001 New Orleans, 2002 San Francisco (Emerald), 2005 Poinsettia, 2006 New Mexico, 2015 Arizona, 2015 Cure), as well as placing the first non-automatic-qualifying FBS team into a BCS bowl game with Utah's appearance in the 2005 Tostitos Fiesta Bowl and into the College Football Playoff (CFP) with Boise State's selection to the 2014 Tostitos Fiesta Bowl.

Opportunity

The Mountain West provides a first-class athletic and academic experience for more than 5,100 student-athletes each year. Over the past 22 years, 43 Mountain West student-athletes have earned NCAA Postgraduate Scholarships, and since the league's inception in 1999, an additional 43 student-athletes have been named MW Scholar-Athlete of the Year and awarded league-sponsored postgraduate scholarships. Four Mountain West student-athletes have earned distinction as Rhodes Scholars (Jessica Mellinger, Wyoming, and Delavane Diaz, Brittany Morreale and Rebecca Esselstein, Air Force).

Conference student-athletes are also given a voice regarding pertinent issues within the MW and NCAA governance structure through representation on the Student-Athlete Advisory Committee (SAAC). The Mountain West SAAC is comprised of 24 members (22 student-athlete representatives, the MW representative to the Division I National SAAC and one faculty athletics representative). The committee reviews and reacts to legislation and to other topics referred by the Conference constituent groups or committees related to the student-athlete experience. Since the inclusion of two SAAC members at the June 2014 meeting of the

MW Board of Directors, the Conference maintains its commitment to the participation of student-athletes in its governance structure, which is consistent with the Mountain West's focus on enhancing the student-athlete experience.

Achievement

The MW has produced 1,587 All-America selections among its 18 sponsored sports (men's swimming was discontinued as a Conference sport following the 2010-11 season) in the last 22 years, including a league-record 103 All-America honorees in 2016-17. A total of 208 MW student-athletes have also earned Academic All-America accolades in that span. The Mountain West has sent at least 25 teams to NCAA postseason events in each of the past 22 years, capturing five team national championships in women's cross country and producing 51 individual national champions in the sports of men's golf, men's cross country, women's diving, and men's and women's indoor track & field and outdoor track & field.

Mountain West members have participated in 106 bowl games under the league umbrella, including four appearances in BCS games and one CFP game. The MW has earned 86 postseason bids in men's basketball, with six Sweet 16 appearances, as well as three NIT Final Four berths. MW women's basketball has tallied 82 postseason slots, including 39 NCAA bids, five Sweet 16 appearances and one Elite Eight berth since 2000. Wyoming won the MW's first WNIT championship in 2007 with a win over Wisconsin. In women's volleyball, the MW has had 45 NCAA bids with nine Sweet 16 berths and one Elite Eight appearance. Women's soccer has earned 35 NCAA bids since 1999, with two Sweet 16 berths and one Elite Eight appearance. Mountain West men's golf has sent at least three teams to the NCAA Men's Golf Regionals in each of the 21 years the postseason was held (canceled in 2020 due to COVID-19 pandemic), while women's golf has had at least three teams participate in NCAA Regionals 16 of the last 21 years.

Sportsmanship

Named a Sports Ethics Fellow by the Institute for International Sport in 1998, Commissioner Thompson has been a driving force for sportsmanship within intercollegiate athletics. As part of its continuing growth and development, the Mountain West implemented an extensive Sportsmanship Initiative, endorsed by both the MW Joint Council and MW Board of Directors. The program is made up of several elements, which are both practical and philosophical in nature. While the MW has significant penalties in place to deal with violations, the Sportsmanship Initiative is primarily promotional and educational in nature. The goal is to develop an environment that fosters appropriate behavior from all Conference constituencies.

MOUNTAIN WEST QUICK FACTS

Founded: July 1, 1999

Members for the 2020-21 academic year: Air Force, Boise State, Colorado State, Colorado College (women's soccer only), Fresno State, Hawai'i (football only), Nevada, New Mexico, San Diego State, San José State, UNLV, Utah State, Wyoming

Team NCAA Championships: 5

Individual NCAA Championships: 51

NCAA Postgraduate Scholarship Winners: 43

Academic All-America Selections: 208

All-America Selections: 1,587

MOUNTAIN WEST COMMISSIONER CRAIG THOMPSON

Craig Thompson was the Mountain West Conference's first employee when he was named Commissioner on October 15, 1998, and has navigated the Conference through the ever-changing landscape of intercollegiate athletics. He continues to create and improve opportunities for Mountain West institutions and student-athletes to be successful both academically and athletically as the league enters its 23rd season of competition.

Since the Mountain West opened its doors on January 4, 1999, the league has been progressive in its approach and has flourished under Thompson's guidance. He has been instrumental in negotiating nearly \$600 million in television revenue and has been an innovator in the postseason bowl structure as MW teams have participated in five Bowl Championship Series (BCS)/College Football Playoff (CFP) bowl games, as well as six inaugural bowl contests.

As conference realignment spread throughout the collegiate landscape a decade ago, Thompson positioned the Mountain West for the future with the additions of Fresno State and the University of Nevada on July 1, 2012, and San José State University and Utah State University on July 1, 2013. The University of Hawai'i also joined the league as a football-only member on July 1, 2012, while Colorado College became a member in women's soccer on July 1, 2014.

Thompson's leadership and vision have helped the Conference enhance its television revenue and exposure. In January 2020, Mountain West announced a \$270 million, six-year media-rights agreement with CBS and FOX Sports. Beginning in 2020-21 and running through 2025-26, football and men's basketball games will be televised on CBS, CBS Sports Network, Paramount Plus, Fox, FS1 and FS2. FOX Sports also will have exclusive rights to the Mountain West Football Championship game, which will be televised annually on the FOX family of networks.

Thompson has been instrumental in strengthening the position of the Mountain West in the college football landscape - both in the previous BCS format and in the current CFP structure. In 2006, he spearheaded an effort that resulted in better access for the MW and more than doubled the annual BCS revenue on an annual basis for non-automatic-qualifying conferences. The MW has been steadfast in its efforts to find a way to make the collegiate postseason football system fair for all universities. Through its first 22 years of competition, the Mountain West has earned 106 bowl bids, amassing a 58-47 (.552) all-time record in 105 games after the 2018 PROSERV First Responder Bowl was subsequently declared a "no contest" due to poor weather conditions.

A 43-year veteran of athletic administration, Thompson has spent all but eight of those years sitting in a commissioner's chair, making him the only active FBS commissioner with more than 30 years of experience leading a conference. Throughout his career, Thompson has been an integral part of the national landscape in intercollegiate athletics, holding many prestigious posts on NCAA and sport-specific national committees. Thompson currently sits on the CFP Management Committee while also serving as a member of the College Football Officiating Board of Managers, LLC. Additionally, he recently closed out a second stint as a member of the NCAA Division I Men's Basketball Committee. His first five-year term from 1995-2000 culminated with him serving as Chair of the committee from July 1, 1999 to September 1, 2000.

Over the tenure of his career, Thompson has also been a member of the Executive Committee and the Director's Cup Committee of the National Association of Collegiate Directors of Athletics (NACDA), as well as the governing NCAA Council and various Council subcommittees. In addition, he has played a prominent role in hosting numerous men's and women's NCAA postseason basketball tournaments in St. Louis, Atlanta, New Orleans and Denver. Prior to his current role, Thompson served as the commissioner of the Sun Belt Conference for nearly eight years and as the only commissioner of the American South Conference prior to the merger of the two leagues in 1991.

While at the Sun Belt Conference, he spent the majority of his time addressing national trends and challenges in intercollegiate athletics, television exposure, issues relating to conference membership, and promoting corporate involvement. In 1997-98, the Sun Belt instituted a comprehensive sportsmanship policy, which earned Thompson designation as a 1998 Sports Ethics Fellow by the Institute for International Sport. Under Thompson's leadership, the Sun Belt was active in expansion as it continued to strengthen its posture nationally, adding Florida International University and the University of Denver.

Prior to its merger with the Sun Belt, Thompson served as the first and only commissioner of the American South Conference, which boasted an NCAA national champion in women's basketball during its first year. The American South also gained immediate national cable television exposure on ESPN and sent numerous teams into NCAA postseason play during the conference's four-year history.

Preceding his move to commissioner, Thompson served four years as the Director of Communications for the Metro Conference in Atlanta. While at the Metro, he directed the communications operations and administered conference championship events. Thompson originated the Metro Conference Sportswriters and Broadcasters Association, began a weekly radio program with over 300 affiliate stations and originated a weekly satellite video program involving all Metro institutions. He also took on administrative duties such as coordinating officials, scheduling tournament and regular-season play, and handling legislative rules interpretations.

Thompson graduated from the University of Minnesota with an undergraduate degree in journalism. Following graduation, he spent two years as assistant sports information director at Kansas State University, earning numerous CoSIDA publication awards. He then spent three years as director of public relations and promotions for the NBA's Kansas City Kings.

Thompson and his wife, Carla, have a son (Ted) and a daughter (Emma).





BOWL SEASON™

A CELEBRATION OF COLLEGE FOOTBALL

2022-23 SCHEDULE

						 DEC. 16 Nassau, Bahamas 11:30 AM ESPN	 DEC. 16 Orlando, FL 3:00 PM ESPN
 DEC. 17 Boston, MA 11:00 AM ESPN	 DEC. 17 Atlanta, GA 12:00 PM ABC	 DEC. 17 Albuquerque, NM 2:15 PM ESPN	 DEC. 17 Inglewood, CA 3:30 PM ABC	 DEC. 17 Mobile, AL 5:45 PM ESPN	 DEC. 17 Las Vegas, NV 7:30 PM ABC	 DEC. 17 Frisco, TX 9:15 PM ESPN	
 DEC. 19 Myrtle Beach, SC 2:30 PM ESPN	 DEC. 20 Boise, ID 3:30 PM ESPN	 DEC. 20 Boca Raton, FL 7:30 PM ESPN	 DEC. 21 New Orleans, LA 9:00 PM ESPN	 DEC. 22 Fort Worth, TX 7:30 PM ESPN	 DEC. 23 Shreveport, LA TBD ESPN	 DEC. 23 Tampa, FL TBD ESPN	
 DEC. 24 Honolulu, HI 8:00 PM ESPN	 DEC. 26 Detroit, MI 2:30 PM ESPN	 DEC. 27 Montgomery, AL 12:00 PM ESPN	 DEC. 27 University Park, TX 3:15/6:45 PM ESPN	 DEC. 27 Birmingham, AL 3:15/6:45 PM ESPN	 DEC. 27 Phoenix, AZ 10:15 PM ESPN	 DEC. 28 Annapolis, MD 2:00 PM ESPN	
 DEC. 28 Memphis, TN 5:30 PM ESPN	 DEC. 28 Houston, TX 9:00 PM ESPN	 DEC. 29 Bronx, NY 2:00 PM ESPN	 DEC. 29 Orlando, FL 5:30 PM ESPN	 DEC. 29 San Antonio, TX 9:00 PM ESPN	 DEC. 30 Charlotte, NC 12:00 PM ESPN	 DEC. 30 El Paso, TX 2:00 PM CBS	
 DEC. 30 Jacksonville, FL 3:30 PM ESPN	 DEC. 30 Tucson, AZ 4:30 PM BARSTOOL	 DEC. 30 Miami, FL 7:30/8:00 PM ESPN	 DEC. 31 Nashville, TN 12:00 PM ABC	 DEC. 31 New Orleans, LA 12:00 PM ESPN	 DEC. 31 Atlanta, GA 4:00/8:00 PM ESPN CFP Semifinal	 DEC. 31 Glendale, AZ 4:00/8:00 PM ESPN CFP Semifinal	
 JAN. 2 Tampa, FL 12:00 PM ESPN2	 JAN. 2 Arlington, TX 1:00 PM ESPN	 JAN. 2 Orlando, FL 1:00 PM ABC	 JAN. 2 Pasadena, CA 5:00 PM ESPN	 TBD San Diego, CA TBD FOX	 JAN. 9 Inglewood, CA TBD ESPN		

*All times ET and all Bowls subject to change.

#BOWLSEASON @BOWLSEASON BOWLSEASON.COM