Saint John's

2026 OFFICIAL FOOTBALL GAME INFORMATION



NOON
SATURDAY, NOV. 28, 2026
COLLEGEVILLE, MINN.
CLEMENS STADIUM
NCAA SECOND ROUND
ESPN+
WBHR-660 AM/95.7 FM



HANOVER
(9-2, 5-1 HCAC)

AT

NO. 3 SAINT JOHN'S
(10-0, 9-0 MIAC)

Nickname: Panthers
Location: Hanover, Ind.
Founded: 1827
Enrollment: 1,070
School Colors: Red and Blue
Conference: Heartland Collegiate Athletic (HCAC)
President: Dr. Lake Lambert III
Athletic Director: Mark Shook
Home Field (Capacity): Alumni Stadium (4,000)
Head Coach: Matt Theobald
Hanover Record: 71-39 (11th season)
Overall Record: 71-39 (11th season)
Record vs. Saint John's: 0-0

Nickname: Johnnies
Location: Collegeville, Minn.
Founded: 1857
Enrollment: 1,640
School Colors: Cardinal and Blue
Conference: Minnesota Intercollegiate Athletic (MIAC)
President: Dr. Brian Bruess
Athletic Director: Dan O'Brien
Home Field (Capacity): Clemens Stadium (8,500)
Head Coach: Gary Fasching '81
SJU Record: 130-22 (14th season)
Overall Record: 130-22 (14th season)
Record vs. Hanover: 0-0

WATCH
ESPN+ STREAM: ESPN+

LISTEN
660 WBHR 95.7 RADIO: 660 WBHR 95.7

FOLLOW
SJU
@johnnieathletics and @saintjohnsfootball
@ Saint John's University (Minn.) Athletics
@SJUJohnnies and @SJUFootball

SATURDAY'S SECOND-ROUND MATCHUP

Saint John's secured the MIAC regular-season title outright, its record 38th in program history, with a 49-0 win over St. Olaf Nov. 14 at TCO Stadium in Eagan. SJU outgained STO 554-177 and finished 9-for-12 on third down. Senior quarterback **Trey Feeney** ended the evening 35 of 43 passing for 414 yards and six touchdowns in 2.5 quarters of work. He passed for 372 yards and six touchdowns in the first half alone. Senior wide receivers **Thomas Jacobs** and **Riley Schwellenbach** both totaled 115 receiving yards in the victory. Schwellenbach led the way with 10 catches and two touchdowns, while Jacobs hauled in one touchdown. Senior quarterback Eian Roudebush threw three touchdown passes and broke free for a 61-yard touchdown run with 1:43 remaining to lift Hanover to a 30-24 win at Benedictine (Ill.) last Saturday (Nov. 21) in the first round of the NCAA Division III playoffs. Roudebush completed 21 of 30 passes for 243 yards and added 149 rushing yards on 21 carries, accounting for 392 yards of offense and all four Hanover touchdowns.

NCAA HISTORIES

The postseason appearance is the 35th (31st at the Division III level) and 11th in the last 12 seasons for Saint John's, which has a 51-29 (.638) all-time postseason record – 46-27 (.630) at the Division III level – including a 28-8 (.778) mark in Collegeville. The 31 appearances are second-most in Division III history, while the 46 playoff wins are third. Hanover is making its 10th appearance in the Division III playoffs with a 3-9 record.

WATCH LIVE ON ESPN+

All Division III playoff football games will be video broadcast only on ESPN+. Fans unable to attend the game live should purchase a subscription to ESPN+ online. There will be no other live video platform streaming the game.

THE JOHNNIE RADIO NETWORK

Saturday's game can be heard live on WBHR-660 AM across central Minnesota and KDIZ-1570 AM in the Twin Cities. Mark Lewandowski, Bryan Backes and Mike Carr will call all the action, beginning with Johnnies Magazine at 10 a.m. and the pre-game show at 10:30 a.m. The game will also be broadcast on the SJU football website via 660wbhr.com. This is the 29th season SJU football can be heard worldwide over the internet.

-Football Weekly at 7 p.m. Thursday, Nov. 19: coach **Gary Fasching** '81 and senior wide receiver **Sam Nolan**.
-Johnnies Magazine at 10 a.m. Saturday, Nov. 28: SJU head athletic trainer **Scott Bierscheid** and CSB+SJU assistant director of athletic communications **Jordan Modjeski**.

2026 STATISTICAL COMPARISONS

Hanover (NCAA/HCAC)		Saint John's (NCAA/MIAC)
35.1 (49th/2nd)	**Scoring Offense**	49.1 (5th/2nd)
19.3 (72nd/1st)	**Scoring Defense**	8.5 (3rd/1st)
433.4 (35th/2nd)	**Total Offense**	544.0 (1st/1st)
299.1 (67th/1st)	**Total Defense**	205.4 (4th/1st)
33:01	**Avg. Time of Possession**	33:04
PASSING		
275.2 (25th/3rd)	**Passing Offense**	444.5 (1st/1st)
184.6 (83rd/1st)	**Passing Defense**	154.3 (28th/1st)
29	**Passing TD's**	53
13	**Passing TD's Allowed**	5
147.9 (56th/2nd)	**Pass Efficiency**	192.9 (4th/1st)
104.1 (24th/1st)	**Pass-Efficiency Defense**	86.6 (2nd/1st)
RUSHING		
158.2 (78th/1st)	**Rushing Offense**	99.5 (181st/7th)
114.6 (80th/3rd)	**Rushing Defense**	51.1 (3rd/1st)
18	**Rushing TD's**	12
16	**Rushing TD's Allowed**	4
DEFENSE		
20	**Sacks (Total)**	29
61	**Tackles For Loss (Total)**	71
SPECIAL TEAMS		
46 (38.3)	**Punts (Avg.)**	14 (43.7)
33 (21.6)	**Kick Returns (Avg.)**	20 (14.7)
8 (8.5)	**Punt Returns (Avg.)**	18 (5.6)
38.2	**Kickoff Coverage (Net Avg.)**	40.4
TURNOVERS		
+9 (22/13)	**Turnover Margin**	+7 (17/10)
12	**Interceptions**	15
8	**Interceptions Thrown**	7
10	**Fumbles Gained (Defensive)**	2
5	**Fumbles Lost**	3
MISCELLANEOUS		
81.8% (36-44)	**Red-Zone Offense**	87.9% (58-66)
62.5% (20-32)	**Red-Zone Defense**	76.5% (13-17)
41.7% (60-144)	**3rd-Down Offense**	60.4% (58-96)
33.3% (50-150)	**3rd-Down Defense**	26.6% (38-143)
2,382 (4 games)	**Avg. Home Attendance**	11,037 (5 games)

LAST GAME'S STAT LEADERS



#1 TREY FEENEY

Completions/Attempts	35/43
Yards	414
Touchdowns	6
Long	47



#8 COREY BOHMERT

Attempts	7
Yards	32
Touchdowns	0
Long	15



#4 RILEY SCHWELLENBACH

Receptions	10
Yards	115
Touchdowns	2
Long	26



#23 AIDEN McMAHON

Total Tackles	2/5/7
TFL/Yards	2.0/4
Sacks/Yards	---
Interceptions	1/0

THIS WEEK IN JOHNNIE ATHLETICS

WED. NOV. 25

HOCKEY
7 p.m. vs. Bethel (Outdoor Game, Non-Conference)
St. Louis Park, Minn. - Recreation Outdoor Center

SAT. NOV. 28

FOOTBALL
Noon vs. Hanover (Ind.)
Collegeville, Minn. - Clemens Stadium
NCAA Second Round

JOHNNIE FOOTBALL BY THE NUMBERS

4 NATIONAL CHAMPIONSHIPS

1963 (NAIA), 1965 (NAIA), 1976, 2003

Saint John's won is one of 10 active football programs to have won more than one national championship at the Division III level.

35 POSTSEASON APPEARANCES

1963, 1965, 1969, 1976, 1977, 1982, 1985, 1987, 1989, 1991, 1993, 1994, 1996, 1998, 1999, 2000, 2001, 2002, 2003, 2005, 2006, 2007, 2008, 2009, 2014, 2015, 2016, 2017, 2018, 2019, 2021, 2022, 2024, 2025, 2026

38 MIAC CHAMPIONSHIPS

1932, 1935, 1936, 1938, 1953, 1962, 1963, 1965, 1971, 1974, 1975, 1976, 1977, 1979, 1982, 1985, 1989, 1991, 1993, 1994, 1995, 1996, 1998, 1999, 2001, 2002, 2003, 2005, 2006, 2008, 2009, 2014, 2018, 2019, 2021, 2022, 2024, 2026

41 ACADEMIC ALL-AMERICANS

26 seasons with at least one Academic All-American
Eight seasons with two or more Academic All-Americans
Two Academic All-Americans of the Year (Chris Palmer, 1995; Aaron Syverson, 2024)

159 ALL-AMERICANS

A total of **31** players have earned more than one All-America award, and SJU has had more than one All-American in **41** seasons and **26** seasons with three selections or more.

2026 SCHEDULE/RESULTS

Saint John's (10-0, 9-0 MIAC)

Sept. 5	**No. 10 UW-LA CROSSE**	**W, 24-21**
Sept. 19	**HAMLINE*** **(1976 Championship Celebration)**	**W, 77-0**
Sept. 26	at Augsburg*	W, 72-0
Oct. 3	**No. 7/8 BETHEL*** **(Family Weekend)**	**W, 42-16**
Oct. 10	at Macalester*	W, 62-6
Oct. 17	**CONCORDIA*** **(Homecoming)**	**W, 33-23**
Oct. 24	at Carleton*	W, 49-10
Oct. 31	**GUSTAVUS ADOLPHUS***	**W, 27-3**
Nov. 7	at St. Scholastica*	W, 56-6
Nov. 14	vs. St. Olaf* (at TCO Stadium)	W, 49-0
Nov. 28	**HANOVER, Ind.^** **(Second Round)**	**12 p.m.**

**denotes an MIAC game* *^denotes an NCAA Division III Playoff game*

Saint John's Football History

**as of Nov. 14*

First Season	1900 (115th season)
All-Time Record	712-260-24 (.727)
All-Time MIAC Record	518-182-22 (.733)
All-Time Home Record	382-101-13 (.783)
All-Time Postseason Record	51-29 (.638)
NCAA Postseason Record	46-28 (.621)
All-Americans	159
Academic All-Americans	41
All-MIAC First-Team Selections	512

4 National Championships
1963 (NAIA), 1965 (NAIA), 1976, 2003

38 MIAC Championships
1932, 1935, 1936, 1938, 1953, 1962, 1963, 1965, 1971, 1974, 1975, 1976, 1977, 1979, 1982, 1985, 1989, 1991, 1993, 1994, 1995, 1996, 1998, 1999, 2001, 2002, 2003, 2005, 2006, 2008, 2009, 2014, 2018, 2019, 2021, 2022, 2024, 2026

35 Postseason Appearances
1963, 1965, 1969, 1976, 1977, 1982, 1985, 1987, 1989, 1991, 1993, 1994, 1996, 1998, 1999, 2000, 2001, 2002, 2003, 2005, 2006, 2007, 2008, 2009, 2014, 2015, 2016, 2017, 2018, 2019, 2021, 2022, 2024, 2025, 2026

31 NCAA Division III Playoff Appearances
1976, 1977, 1985, 1987, 1989, 1991, 1993, 1994, 1996, 1998, 1999, 2000, 2001, 2002, 2003, 2005, 2006, 2007, 2008, 2009, 2014, 2015, 2016, 2017, 2018, 2019, 2021, 2022, 2024, 2025, 2026

10 Undefeated Seasons
1901, 1905, 1932, 1935, 1944, 1962, 1963, 1965, 1976, 2003

28 Seasons of 10+ Wins
1963, 1965, 1976, 1989, 1991, 1993, 1994, 1996, 1998, 1999, 2000, 2001, 2002, 2003, 2005, 2006, 2007, 2009, 2014, 2015, 2016, 2018, 2019, 2021, 2022, 2024, 2025, 2026

20 Seasons of Leading Division III Attendance (Game Avg.)
1988, 1993, 1995, 1996, 1998, 2001, 2002, 2003, 2004, 2005, 2006, 2007, 2008, 2009, 2010, 2012, 2013, 2014, 2015, 2016

MEDIA CONTACTS

Saint John's - Ryan Klinkner, Director of Athletic Communications
320-363-3127 | rklinkner@csbsju.edu | gojohnnies.com

Jordan Modjeski, Assistant Director of Athletic Communications
320-363-3127 | jmodjeski@csbsju.edu | gojohnnies.com

Twitter: @SJUJohnnies | Instagram: @johnnieathletics

Hanover, Ind. - Ashley Birchmeier, Assistant Athletic Director for Communications | birchmeier@hanover.edu | athletics.hanover.edu

Twitter: @HanoverPanthers | Instagram: @hanoverpanthers

2026 OPPONENT SCHEDULES/RESULTS

UW-LA CROSSE

Sept. 5, 2026 | 1 p.m.
Clemens Stadium | Collegeville, Minn.

2026 SCHEDULE/RESULTS

Sept. 5	**at No. 11 Saint John's**	**L, 21-24**
Sept. 12	No. 14 HARDIN-SIMMONS (Texas)	L, 20-28
Sept. 19	at Wayne State (Mich.)	W, 47-13
Oct. 3	at UW-Oshkosh	W, 32-31
Oct. 10	No. 5 UW-WHITEWATER	L, 18-24
Oct. 17	UW-STEVENS POINT	W, 44-10
Oct. 24	at UW-Stout	L, 39-42
Oct. 31	at UW-Eau Claire	L, 10-27
Nov. 7	No. 14/18 UW-RIVER FALLS	W, 41-30
Nov. 14	No. 5/6 UW-PLATTEVILLE	L, 14-48

2026 Record: 4-6 (3-4 WIAC)

HAMLINE

1976 National Championship Celebration
Sept. 19, 2026 | 1 p.m.
Clemens Stadium | Collegeville, Minn.

2026 SCHEDULE/RESULTS

Sept. 5	at Crown	W, 31-21
Sept. 19	**at No. 5 Saint John's**	**L, 0-77**
Sept. 26	at No. 8/9 Bethel	L, 0-77
Oct. 3	MACALESTER	L, 21-34
Oct. 10	at Concordia	L, 10-56
Oct. 17	CARLETON	L, 41-49
Oct. 24	at Gustavus Adolphus	L, 7-55
Oct. 31	ST. SCHOLASTICA	L, 14-48
Nov. 7	ST. OLAF	L, 26-43
Nov. 14	AUGSBURG	L, 14-37

2026 Record: 1-9 (0-9 MIAC)

AUGSBURG

Sept. 26, 2025 | Noon
Edor Nelson Field | Collegeville, Minn.

2026 SCHEDULE/RESULTS

Sept. 5	at UW-Stevens Point	L, 12-17
Sept. 19	ST. SCHOLASTICA	W, 30-0
Sept. 26	**No. 5 SAINT JOHN'S**	**L, 0-72**
Oct. 3	at St. Olaf	L, 21-23
Oct. 10	at No. 16/17 Bethel	L, 0-63
Oct. 17	MACALESTER	W, 27-17
Oct. 24	at Concordia	L, 12-35
Oct. 31	CARLETON	L, 19-24
Nov. 7	at Gustavus Adolphus	L, 0-23
Nov. 14	at Hamline	W, 37-14

2026 Record: 3-7 (3-6 MIAC)

BETHEL

Family Weekend
Oct. 3, 2026 | 1 p.m.
Clemens Stadium | Collegeville, Minn.

2026 SCHEDULE/RESULTS

Sept. 5	at No. 1 North Central (Ill.)	L, 21-44
Sept. 19	GUSTAVUS ADOLPHUS	W, 49-7
Sept. 26	HAMLINE	W, 77-0
Oct. 3	**at No. 5 Saint John's**	**L, 16-42**
Oct. 10	AUGSBURG	W, 63-0
Oct. 19	at St. Olaf	W, 82-7
Oct. 24	at Macalester	W, 47-3.
Oct. 31	CONCORDIA	W, 34-28
Nov. 7	at Carleton	W, 53-10
Nov. 14	ST. SCHOLASTICA	W, 65-0

2026 Record: 8-2 (8-1 MIAC)

MACALESTER

Oct. 10, 2026 | 1 p.m.
Macalester Stadium | St. Paul, Minn.

2026 SCHEDULE/RESULTS

Sept. 5	at Martin Luther	W, 34-21
Sept. 19	CARLETON	L, 45-48
Sept. 26	ST. SCHOLASTICA	W, 24-14
Oct. 3	at Hamline	W, 34-21
Oct. 10	**No. 3 SAINT JOHN'S**	**L, 6-62**
Oct. 17	at Augsburg	L, 17-27
Oct. 24	No. 15/16 BETHEL	L, 3-47
Oct. 31	at St. Olaf	L, 27-35
Nov. 7	at Concordia	L, 16-42
Nov. 14	GUSTAVUS ADOLPHUS	L, 7-33

2026 Record: 3-7 (2-7 MIAC)

CONCORDIA

Homecoming
Oct. 17, 2025 | 1 p.m.
Clemens Stadium | Collegeville, Minn.

2026 SCHEDULE/RESULTS

Sept. 5	at Nebraska Wesleyan	W, 28-0
Sept. 12	ST. OLAF	W, 51-0
Sept. 26	at Gustavus Adolphus	W, 31-9
Oct. 3	at St. Scholastica	W, 63-3
Oct. 10	HAMLINE	W, 56-10
Oct. 17	**at No. 2 Saint John's**	**L, 23-33**
Oct. 24	AUGSBURG	W, 35-12
Oct. 31	at No. 16/17 Bethel	L, 28-34
Nov. 7	MACALESTER	W, 42-16
Nov. 14	CARLETON	W, 42-17

2026 Record: 8-2 (7-2 MIAC)

CARLETON

Oct. 24, 2026 | 1 p.m.
Laird Stadium | Northfield, Minn.

2026 SCHEDULE/RESULTS

Sept. 5	at No. 12 UW-Whitewater	L, 7-69
Sept. 19	at Macalester	W, 48-45
Sept. 26	at St. Olaf	W, 37-7
Oct. 3	GUSTAVUS ADOLPHUS	L, 7-56
Oct. 10	ST. SCHOLASTICA	W, 28-21
Oct. 17	at Hamline	W, 49-41
Oct. 24	**No. 3 SAINT JOHN'S**	**L, 10-49**
Oct. 31	at Augsburg	W, 24-19
Nov. 7	No. 16 BETHEL	L, 10-53
Nov. 14	at Concordia	L, 17-42

2026 Record: 5-5 (5-4 MIAC)

GUSTAVUS ADOLPHUS

Oct. 31, 2026 | 1 p.m.
Clemens Stadium | Collegeville, Minn.

2026 SCHEDULE/RESULTS

Sept. 5	CENTRAL (Iowa)	W, 29-3
Sept. 19	at No. 7 Bethel	L, 7-49
Sept. 26	CONCORDIA	L, 9-31
Oct. 3	at Carleton	W, 56-7
Oct. 10	ST. OLAF	W, 37-7
Oct. 17	at St. Scholastica	W, 31-3
Oct. 24	HAMLINE	W, 55-7
Oct. 31	**at No. 3 Saint John's**	**L, 3-27**
Nov. 7	AUGSBURG	W, 23-0
Nov. 14	at Macalester	W, 33-7

2026 Record: 7-3 (6-3 MIAC)

ST. SCHOLASTICA

Nov. 7, 2026 | Noon
Walt Hunting Stadium | Duluth, Minn.

2026 SCHEDULE/RESULTS

Sept. 5	WISCONSIN LUTHERAN	L, 14-37
Sept. 19	at Augsburg	L, 0-30
Sept. 26	at Macalester	L, 14-24
Oct. 3	CONCORDIA	L, 3-63
Oct. 10	at Carleton	L, 21-28
Oct. 17	GUSTAVUS ADOLPHUS	L, 3-31
Oct. 24	ST. OLAF	L, 31-35
Oct. 31	at Hamline	W, 48-14
Nov. 7	**No. 3 SAINT JOHN'S**	**L, 6-56**
Nov. 14	at No. 14/16 Bethel	L, 0-65

2026 Record: 1-9 (1-8 MIAC)

ST. OLAF

Nov. 14, 2026 | 6 p.m.
TCO Stadium | Eagan, Minn.

2026 SCHEDULE/RESULTS

Sept. 5	at Loras (Iowa)	L, 13-31
Sept. 12	at Concordia	L, 0-51
Sept. 26	CARLETON	L, 7-37
Oct. 3	AUGSBURG	W, 23-21
Oct. 10	at Gustavus Adolphus	L, 3-27
Oct. 17	No. 15/17 BETHEL	L, 7-82
Oct. 24	at St. Scholastica	W, 35-31
Oct. 31	MACALESTER	W, 35-27
Nov. 7	at Hamline	W, 43-26
Nov. 14	**vs. No. 3 Saint John's**	**L, 0-49**

2026 Record: 4-6 (4-5 MIAC)

HANOVER (IND.)

NCAA Division III Playoffs - Second Round
Nov. 28, 2026 | Noon
Clemens Stadium | Collegeville, Minn.

2026 SCHEDULE/RESULTS

Sept. 5	vs. Centre (Ky.)	W, 17-0
Sept. 12	at Maryville (Tenn.)	W, 43-26
Sept. 19	No. 17 HOPE (Mich.)	L, 10-27
Oct. 3	MOUNT ST. JOSEPH (Ohio)	W, 40-38
Oct. 10	at Wilmington (Ohio)	W, 21-14
Oct. 17	at Anderson (Ind.)	W, 44-7
Oct. 24	ROSE-HULMAN (Ind.)	L, 20-27
Oct. 31	BLUFFTON (Ohio)	W, 55-14
Nov. 7	at Manchester (Ind.)	W, 57-35
Nov. 14	at Franklin (Ind.)	W, 49-0
Nov. 21	at Benedictine (Ill.)	W, 30-24
Nov. 28	**at No. 3 Saint John's**	**Noon**

2026 Record: 9-2 (5-1 HCAC)



4K FEENEY

TREY FEENEY

QB | 6-3 | 205 | Sr.
Moorhead, Minn.

Saint John's senior quarterback **Trey Feeney** (Moorhead, Minn.) was named the MIAC Offensive Player of the Year on Monday, Nov. 23. He has been named the MIAC Football Offensive Player of the Week five times this season, most recently on Oct. 26. Feeney finished 35 of 43 passing for 414 yards and six touchdowns in the Johnnies' 49-0 win vs. St. Olaf at TCO Stadium on Nov. 14 *(right)*. He was named to the D3football.com National Team of the Week for his performance.



He has passed for 4,054 yards and 48 touchdowns (to seven interceptions) through 10 games this season, crossing the 300-yard mark nine times and surpassing 400 yards the last six games in a row.

Feeney leads all divisions of NCAA football in completions per game (35.20), completion percentage (.795), passing touchdowns (48), passing yards (4,054), passing yards per game (405.4) and total offense (403.3 ypg.). Feeney is second in Division III in both points responsible for (288) and points responsible per game (28.8) and sixth in pass efficiency (188.9).

He is 17-2 as the Johnnies' starting quarterback and currently sits third in SJU history in 300-yard passing games (13), fourth in pass completions (633), fourth in passing touchdowns (88), fifth in passing yards (7,406), and sixth in pass attempts (829) in just 22 games played.

All-Time SJU Completions

Rk.	*Cmp.*	*Name*	*Seasons*
1.	983	Aaron Syverson	2021-24
2.	830	Alex Kofoed	2004-07
3.	754	Jackson Erdmann	2016-19
4.	**633**	**Trey Feeney**	**2025-current**

All-Time SJU Completion Percentage (Career)

Rk.	*Pct.*	*Name*	*Seasons*
1.	**76.4**	**Trey Feeney**	**2025-current**
2.	69.3	Aaron Syverson	2021-24
3.	66.2	Ben Alvord	2016-18
4.	65.6	Willie Seiler	1990-93
5.	63.8	Chris Backes	2017-19, 2021

All-Time 300-Yard Passing Games (Career)

Rk.	*Gms.*	*Name*	*Seasons*
1.	20	Aaron Syverson	2021-24
2.	15	Jackson Erdmann	2016-19
3.	**13**	**Trey Feeney**	**2025-current**

All-Time SJU Passing Touchdowns (Career)

Rk.	*Pct.*	*Name*	*Seasons*
1.	147	Aaron Syverson	2021-24, also an MIAC record
2.	139	Jackson Erdmann	2016-19
3.	100	Alex Kofoed	2004-07
4.	**88**	**Trey Feeney**	**2025-current**

All-Time SJU Passing Yards (Career)

Rk.	*Pct.*	*Name*	*Seasons*
1.	12,888	Aaron Syverson	2021-24, also an MIAC record
2.	11,639	Jackson Erdmann	2016-19
3.	10,737	Alex Kofoed	2004-07
4.	8,134	Kurt Ramler	1993-96
5.	**7,406**	**Trey Feeney**	**2025-current**

ANOTHER SHUTOUT

SJU's 49-0 shutout of St. Olaf on Nov. 14 was the 199th in program history and the 30th in 152 games (19.7 percent) during Fasching's tenure as head coach. The 49-0 victory was also the Johnnies' ninth shutout of St. Olaf, and the first since a 56-0 win on Oct. 16, 2021 in Collegeville. The Johnnies lead the all-time series 50-14-1.

PASSING THE RECORDS

Senior quarterback **Trey Feeney** owns three of the top-10 passing yard performances and eight of the top-12 completion performances in SJU program history. He has set records for passing yards, touchdowns and completions in a game this season.

Most Passing Yards - Individual Game

Date	*Yds.*	*Quarterback*	*Opponent*	*Result*
Oct. 24, 2026	**531**	**Trey Feeney**	**at Carleton**	**W, 49-10**
Oct. 7, 2023	498	Aaron Syverson	Concordia	W, 42-23
Oct. 26, 2019	496	Jackson Erdmann	at St. Olaf	W, 54-17
Oct. 10, 2026	**483**	**Trey Feeney**	**at Macalester**	**W, 62-6**
Nov. 23, 2019	481	Jackson Erdmann	Aurora (Ill.)*	W, 51-47
Oct. 17, 2026	**473**	**Trey Feeney**	**Concordia**	**W, 33-23**
Oct. 13, 2018	470	Jackson Erdmann	St. Thomas	W, 40-20
Dec. 7, 2024	466	Aaron Syverson	Susquehanna (Pa.)*	L, 38-41
Nov. 30, 2019	458	Jackson Erdmann	at Chapman (Calif.)*	W, 55-26
Nov. 11, 2023	449	Aaron Syverson	Concordia	W, 48-21

Most Touchdown Passes - Individual Game

Date	*TDs*	*Quarterback*	*Opponent*	*Result*
Oct. 10, 2026	**7**	**Trey Feeney**	**at Macalester**	**W, 62-6**
Oct. 28, 2023	7	Aaron Syverson	St. Scholastica	W, 62-7
Nov. 10, 2018	7	Jackson Erdmann	Thomas More (Ky.)	W, 62-23
Nov. 14, 2026	**6**	**Trey Feeney**	**vs. St. Olaf**	**W, 49-0**
Oct. 24, 2026	**6**	**Trey Feeney**	**at Carleton**	**W, 49-10**
Oct. 3, 2026	**6**	**Trey Feeney**	**Bethel**	**W, 42-16**
Sept. 19, 2026	**6**	**Trey Feeney**	**Hamline**	**W, 77-0**
Nov. 29, 2025	**6**	**Trey Feeney**	**Monmouth (Ill.)***	**W, 49-15**
Oct. 25, 2025	**6**	**Trey Feeney**	**Carleton**	**W, 49-10**
Nov. 9, 2024	6	Aaron Syverson	St. Olaf	W, 55-6
Oct. 14, 2023	6	Aaron Syverson	Carleton	W, 63-7
Nov. 18, 2018	6	Jackson Erdmann	Martin Luther*	W, 84-6
Nov. 27, 1993	6	Willie Seiler	at UW-La Crosse*	W, 47-25
Oct. 23, 1993	6	Willie Seiler	St. Thomas	W, 69-13
Oct. 26, 1991	6	Pat Mayew	St. Olaf	W, 67-19

Most Pass Completions - Individual Game

Date	*Cmp.*	*Quarterback*	*Opponent*	*Result*
Oct. 24, 2026	**51**	**Trey Feeney**	**at Carleton**	**W, 49-10**
Oct. 7, 2023	44	Aaron Syverson	Concordia	W, 42-23
Oct. 3, 2026	**38**	**Trey Feeney**	**Bethel**	**W, 42-16**
Oct. 10, 2026	**37**	**Trey Feeney**	**at Macalester**	**W, 62-6**
Dec. 7, 2024	37	Aaron Syverson	Susquehanna (Pa.)*	L, 38-41
Oct. 31, 2026	**36**	**Trey Feeney**	**Gustavus Adolphus**	**W, 27-3**
Sept. 5, 2026	**36**	**Trey Feeney**	**UW-La Crosse**	**W, 24-21**
Nov. 14, 2026	**35**	**Trey Feeney**	**vs. St. Olaf**	**W, 49-0**
Oct. 17, 2026	**35**	**Trey Feeney**	**Concordia**	**W, 33-23**
Oct. 18, 2025	**34**	**Trey Feeney**	**at Concordia**	**W, 41-6**
Sept. 14, 2024	34	Aaron Syverson	Wartburg (Iowa)	W, 35-13
Sept. 20, 2003	34	Ryan Keating	UW-Eau Claire	W, 24-10

**denotes NCAA Division III Playoff game*

NO SCORIGAMI

Unfortunately, Nov. 14's 49-0 final was not a Scorigami. That score has happened 11 times in SJU football history (11-0 record). Prior to the game vs. the Oles, the most recent occurrence of that score was SJU's 2025 opener vs. Minnesota-Morris. 49-0 is now the fourth-most common score in a Johnnie football game, tied with 21-0 and trailing 20-0 (12 times), 7-0 (12 times) and 6-0 (17 times).

TWIN TARGETS



Senior wide receivers **Riley Schwellenbach** (Woodbury, Minn./East Ridge) and **Thomas Jacobs** (Lakeland, Minn./ Stillwater Area) both surpassed 100 receiving yards vs. St. Olaf on Nov. 14. They totaled the exact same total of 115 - Schwellenbach on 10 catches and Jacobs on seven *(right)*. The two have accounted for 38 percent of the team's receptions (144) and 47 percent of SJU's touchdowns (25) this season. Schwellenbach surpassed 1,000 yards for the first time in his career (1,068 on 74 catches), while Jacobs is 26 yards short of 1,000 yards with 70 receptions. Jacobs leads the team with 14 touchdowns, while Schwellenbach has 11.



D3'S TE

CHARLIE PLUM

TE | 6-4 | 240 | Sr.
Inver Grove Heights, Minn./Cretin-Derham Hall

Saint John's senior tight end **Charlie Plum** (Inver Grove Heights, Minn./Cretin-Derham Hall) became the third Johnnie to be named to D3football.com's National Team of the Week this fall on Tuesday, Nov. 10 after catching six passes for a career-high 157 yards. Plum added three catches for 69 yards and a 47-yard touchdown against St. Olaf at TCO Stadium on Nov. 14. He now has 16 catches for 328 over his last three games and led all MIAC tight ends in receptions (44) and receiving yards (641) this season. He joined Concordia TE Grant Mages with an MIAC-leading seven receiving touchdowns.

His 83-yard touchdown reception in the third quarter vs. St. Scholastica on Nov. 7 was the longest by an SJU tight end in recorded history.

SJU's Longest Pass Plays

Date	*Yds.*	*Quarterback*	*Receiver*	*Opponent*
Sept. 1, 2012	95	Nick Martin	to Ben Kresbach	vs. Northwestern
Sept. 17, 1988	93	John Lahti	to Todd Fultz	at Gustavus Adolphus
Oct. 26, 2019	92	Jackson Erdmann	to Matt Mohr	at St. Olaf
Sept. 11, 1999	91	Tom Linnemann	to Ben Sieben	vs. UW-Eau Claire
Dec. 7, 2024	89	Aaron Syverson	to Riley Schwellenbach	vs. Susquehanna, Pa.*
Oct. 26, 2019	88	Jackson Erdmann	to Kai Barber	at St. Olaf
Sept. 23, 2006	87	Mike Lofboom	to Kyle Gearman	at Concordia
Sept. 30, 2017	86	Jackson Erdmann	to Evan Clark	vs. Bethel
Nov. 13, 2010	86	Joe Boyle	to Sam Pederson	vs. Hamline
Sept. 14, 2013	84	Connor Bruns	to Josh Bungum	vs. UW-Eau Claire
Nov. 7, 2026	**83**	**Trey Feeney**	**to Charlie Plum**	**at St. Scholastica**
Nov. 28, 1998	83	Tom Linnemann	to Roland Buller	vs. UW-Eau Claire*

**denotes NCAA Division III Playoff game*

2026 ALL-MIAC HONORS

Saint John's senior quarterback **Trey Feeney** was named the MIAC's Offensive Player of the Year and head coach **Gary Fasching** '81 was selected by his peers as the John Gagliardi MIAC Coach of the Year for the eighth time when the 2026 MIAC Football Awards were announced on Monday, Nov. 23. In addition to Feeney, 16 other players earned All-MIAC honors: senior running back **Corey Bohmert** (Mahtomedi, Minn.); senior left tackle **Michael Bougie** (South St. Paul, Minn./Cretin-Derham Hall); junior defensive end **Landon Danner** (Rosemount, Minn.); senior defensive back **Peyton Goettlicher** (Mankato, Minn./West); senior kicker **Matt Hansen** (Longmont, Colo./Niwot); junior cornerback **Westin Hoyt** (Forest Lake, Minn.); senior wide receiver **Thomas Jacobs**; junior defensive end **Charlie King** (Faribault, Minn./Bethlehem Academy); senior linebacker **Aiden McMahon** (Maple Grove, Minn.); senior linebacker **Andrew Molenaar** (Shoreview, Minn./Mounds View); junior right tackle **Mikey Oftedahl** (Minnetrista, Minn./Mound-Westonka); junior safety **Will Peroutka** (Rosemount, Minn.); senior tight end **Charlie Plum**; junior safety **Mark Rogalski** (Eden Prairie, Minn./St. Thomas Academy); senior wide receiver **Riley Schwellenbach**; senior center **Barrett Van Deun** (Omaha, Neb./Millard West). The All-MIAC honor is the third-consecutive for Hoyt and McMahon, and the second for Bougie, Feeney, Goettlicher, Hansen, Peroutka, Schwellenbach and Van Deun. Junior linebacker **Nolan Dumonceaux** (Forest Lake, Minn.) and senior defensive lineman **Chandler Obering** (Orange, Calif./Villa Park) were All-MIAC honorable mention. Hansen was All-MIAC honorable mention as a punter.

HAVE YOUR PICK

SJU's 49-0 win vs. St. Olaf on Nov. 14 marked the third-consecutive game that two different Johnnie defenders recorded an interception. Junior safety **Will Peroutka** hauled in his third of the season in the first quarter and senior linebacker **Aiden McMahon** recorded his first of the season and third of his career after junior safety **Mark Rogalski** tipped the pass in the air. Both picks resulted in touchdowns on the ensuing drives.

Saint John's has intercepted 15 passes this season in seven total games. Rogalski leads SJU with four picks for 81 yards. Classmate **Westin Hoyt** has three interceptions returned for 45 yards. He is the only Johnnie to return an INT for a touchdown. Peroutka has yet to return an interception for any yards. Another junior, **Peyton Goettlicher** has two picks for four yards, while senior cornerback **Vincent Pyne** (Rosemount, Minn.) and true freshman safety **Isaiah Kelly** (Eden Prairie, Minn.) each have one. Pyne returned his for two yards and Kelly for 20. Kelly defended six passes in three starts before suffering a season-ending injury.

MIAC RECORD BREAKERS

SJU was all over the MIAC record book during the 2026 conference season. Saint John's set new single-season MIAC team records in conference games for passing yards (4,059), passing yards per game (451.0), touchdown passes (50), and completions (342). The previous marks were 3,377 yards, 38 touchdown passes, and 261 completions, all set by the Johnnies in 2025, and 384.8 yards per game, set in 2024.

Senior quarterback **Trey Feeney** set new single-season MIAC records in conference games for passing yards (3,668), passing yards per game (407.6), completions (316), touchdown passes (45), completion percentage (.806), total offense (3,647), and 400-yard passing games (six). Across all games, Feeney's current (as of Nov. 14) 405.4 passing yards per game and a .795 completion percentage topped the single-season MIAC marks of 365.2 yards per game and .763, both set by Aaron Syverson '24 in 2024.

Feeney had eight 300-yard passing games in MIAC play this season, breaking the single-season record of seven shared by Syverson (2024) and Carleton's Jack Curtis (2025), and threw for 300-plus yards in seven consecutive conference games (10/3 through 11/14), breaking Syverson's 2024 record of six. He also has seven career 400-yard passing games in MIAC play (one in 2025 and six in 2026), breaking Syverson's career record of six, and 75 career MIAC touchdown passes, tied with Jackson Erdmann '19 for third in conference history behind Syverson (109).

Senior kicker **Matt Hansen** made 62 PATs in MIAC games this season (62-of-64), breaking his own single-season conference record of 61 set in 2025. His 74 kicking points in conference games finished two shy of his record of 76.



SCHWELLY STRIKES 1,000

RILEY SCHWELLENBACH

WR | 5-9 | 160 | Sr.
Woodbury, Minn./East Ridge

Senior wide receiver **Riley Schwellenbach** picked up his fifth 100-yard game of the season, catching 10 passes for 115 yards and two touchdowns vs. St. Olaf on Nov. 14. His 10 receptions helped him vault both **Ravi Alston** '21 and **Todd Fultz** '91 into eighth on SJU's all-time receptions list with 158. He also claimed eighth in receiving yards with 2,416 on his career.

SJU's All-Time Receptions List

Rk.	*No.*	*Name*	*Years*
1.	369	Blake Elliott	2000-03
2.	247	Dylan Wheeler	2022-25
3.	213	Josh Bungum	2012-15
4.	207	Adam Herbst	1995-98
5.	171	Alex Larson	2019-23
6.	168	Joey Gendreau	2022-25
7.	165	Chris Palmer	1992-95
8.	**158**	**Riley Schwellenbach**	**2024-current**

SJU's All-Time Receiving Yards

Rk.	*No.*	*Name*	*Years*
1.	4,826	Blake Elliott	2000-03
2.	3,182	Dylan Wheeler	2022-25
3.	3,162	Chris Palmer	1992-95
4.	3,096	Adam Herbst	1995-98
5.	2,676	Josh Bungum	2012-15
6.	2,584	Todd Fultz	1988-90
7.	2,542	Jeremy Loretz	1991-94
8.	**2,416**	**Riley Schwellenbach**	**2024-current**

MIAC LEADERS

The Johnnies led the MIAC in total offense (544.5 ypg.) - for the eighth-consecutive season - and passing offense (444.5 ypg.) for the fourth-straight year in 2026. The Johnnies were also first in offensive efficiency (192.9) and second in scoring offense (49.1 ppg.). SJU's defense led the conference in scoring defense (8.5 ppg.), total defense (205.9 ypg.), rushing defense (51.6 ypg.), passing defense (154.3 ypg.) and defensive efficiency (86.6).

FINAL MIAC STANDINGS

2026 MIAC Standings

	MIAC	PF	PA	OVERALL	PF	PA
Saint John's	**9-0**	**467**	**64**	**10-0**	**491**	**85**
Bethel	8-1	486	97	8-2	507	141
Concordia	7-2	371	134	8-2	399	134
Gustavus Adolphus	6-3	254	134	7-3	283	137
Carleton	5-4	230	333	5-5	237	402
St. Olaf	4-5	153	361	4-6	169	392
Augsburg	3-6	146	271	3-7	158	288
Macalester	2-7	179	329	3-7	213	350
St. Scholastica	1-8	126	346	1-9	140	383
Hamline	0-9	133	476	1-9	164	497

2026 ALL-MIAC TEAM

OFFENSE

POS.			*YR.*	*HOMETOWN/H.S.*	*PREVIOUS SELECTIONS*
QB	Cooper Drews	Bethel	Sr.	Princeton, Minn.	2024 | 2025
QB	**Trey Feeney**	**Saint John's**	**Sr.**	**Moorhead, Minn.**	**2025**
RB	**Corey Bohmert**	**Saint John's**	**Sr.**	**Mahtomedi, Minn.**	**---**
RB	David Geebli	Bethel	Sr.	Coon Rapids, Minn.	2025
RB	Taye Manns	Bethel	So.	Duluth, Minn./Denford	2025
RB	Bryon Sauvy	St. Olaf	Sr.	St. Michael, Minn./St. Michael-Albertville	---
WR	Paxton Boyd	Macalester	Jr.	Newton, Mass./South	---
WR	Tyler Dimond	Carleton	Sr.	Grafton, Mass.	2024
WR	Liam Frommelt	Gustavus	Jr.	Woodbury, Minn.	---
WR	**Thomas Jacobs**	**Saint John's**	**Sr.**	**Lakeland, Minn./Stillwater Area**	**---**
WR	Jed Klang	Concordia	Sr.	Baxter, Minn./Brainerd	---
WR	Albert Rundell	Bethel	Sr.	Watertown, Minn./Watertown-Mayer	2025
WR	**Riley Schwellenbach**	**Saint John's**	**Sr.**	**Woodbury, Minn./East Ridge**	**2025**
WR	Teagan Viebrock	Bethel	Jr.	Osceola, Wis.	---
TE	Grant Mages	Concordia	Jr.	Osakis, Minn./Osakis	2025
TE	**Charlie Plum**	**Saint John's**	**Sr.**	**Inver Grove Heights, Minn./Cretin-Derham Hall**	**---**
OL	Jaegar Ash	Bethel	Sr.	Milaca, Minn.	2024 | 2025
OL	**Michael Bougie**	**Saint John's**	**Sr.**	**South St. Paul, Minn./Cretin-Derham Hall**	**2025**
OL	Tristen Cantu	Bethel	Sr.	San Antonio Texas/Warren	2025 (HM)
OL	Sam Dioszeghy	Concordia	Sr.	Mound, Minn./Mound Westonka	2024 | 2025
OL	Peter Hiebert	Concordia	So.	Chanhassen, Minn.	---
OL	Adam Lail	Macalester	Sr.	Eagan, Minn.	---
OL	**Mikey Oftedahl**	**Saint John's**	**Jr.**	**Minnetrista, Minn./Mound-Westonka**	**---**
OL	Blake Scheierl	Bethel	Jr.	Blaine, Minn./Centennial	---
OL	Owen Swedberg	St. Olaf	Jr.	Elk River, Minn./Centennial	---
OL	**Barrett Van Deun**	**Saint John's**	**Sr.**	**Omaha, Neb./Millward West**	**2025**
OL	Blake Van Patten	Gustavus	So.	Orono, Minn.	---

DEFENSE

DL	Elijah Claussen	Bethel	Jr.	Staples, Minn./Homeschool	---
DL	Phil Conant	Bethel	Sr.	St. Francis, Minn.	2025
DL	**Landon Danner**	**Saint John's**	**Jr.**	**Rosemount, Minn.**	**---**
DL	Charlie Goodland	Gustavus	Jr.	Stillwater, Minn.	---
DL	Troy Hansen	Concordia	So.	Sauk Centre, Minn.	2025 (HM)
DL	Charlie King	Saint John's	Jr.	Faribault, Minn./Bethlehem Academy	---
DL	Tayte Lecy	Concordia	Sr.	Avon, Minn./Albany	---
DL	Asher Niemi	Macalester	So.	Meridian, Idaho/Rocky Mountain	---
DL	Max Olson	Gustavus	Sr.	Trimont, Minn./Martin County West	2024 | 2025
DL	Marcus Whiting	Bethel	Jr.	Hugo, Minn./Centennial	2025
LB	Jake Borman	Bethel	Sr.	Apple Valley, Minn./St. Thomas Academy	2025
LB	RJ Chakolis	Augsburg	Sr.	Brooklyn Park, Minn./Hopkins	2025
LB	Taylor Glynn	Bethel	Gr.	Grand Meadow, Minn.	2023 | 2024
LB	Dylan Jeppe	Macalester	Jr.	Glencoe, Ill./New Trier	---
LB	Drew Kretlow	Gustavus	Sr.	Owatonna, Minn.	---
LB	Kyle Mages	Concordia	Jr.	Osakis, Minn.	2025
LB	**Aiden McMahon**	**Saint John's**	**Sr.**	**Maple Grove, Minn.**	**2024 | 2025**
LB	**Andrew Molenaar**	**Saint John's**	**Sr.**	**Shoreview, Minn./Mounds View**	**---**
DB	Jackson Braun	Bethel	Sr.	Blaine, Minn.	2025
DB	Ezy Brown	Concordia	So.	Phoenix, Ariz./Higley	---
DB	Nick Colyer	Bethel	Jr.	Wilsonville, Ore./Wilsonville	2025
DB	**Peyton Goettlicher**	**Saint John's**	**Sr.**	**Mankato, Minn./West**	**2025**
DB	**Westin Hoyt**	**Saint John's**	**Jr.**	**Forest Lake, Minn.**	**2024 | 2025**
DB	**Will Peroutka**	**Saint John's**	**Jr.**	**Rosemount, Minn.**	**2025**
DB	**Mark Rogalski**	**Saint John's**	**Jr.**	**Eden Prairie, Minn.St. Thomas Academy**	**---**
DB	Chance Swansson	Gustavus	Sr.	Inver Grove Heights, Minn./Rosemount	---
DB	Ronan Thomas	Carleton	Jr.	Cedar Rapids, Iowa/Xavier	---

SPECIAL TEAMS

K/P	Matt Geivett	Carleton	Fy.	West Sacramento, Calif./River City	--
K	**Matt Hansen**	**Saint John's**	**Sr.**	**Longmont, Colo./Niwot**	**2025**
K	Eli Nowacki	Bethel	Sr.	Blaine, Minn./Centennial	2025
P	Mitchell Druley	Concordia	Sr.	Norwood Young America, Minn./Central	2025 (HM)
RET	Alec Mahoney	St. Olaf	Jr.	Mahtomedi, Minn.	2025 (HM)
RET	Jaxon Watson	Carleton	Sr.	Salem, Ore./South	2025
LS	Eli Scheideman	Bethel	Sr.	Becker, Minn.	---

FINAL MIAC STAT LEADERS (BY AVERAGE, MIAC PLAY)

PASSING

		GP	*YDS*	*TD*	*AVG/G*
Trey Feeney	**Saint John's**	**9**	**3,668**	**45**	**407.6**
Cooper Drews	Bethel	9	2,210	20	245.6
Nick Walter	Concordia	9	1,815	21	216.0

RUSHING

		GP	*ATT*	*YDS*	*TD*	*AVG/G*
David Geebli	Bethel	9	118	894	14	99.3
Bryon Sauvy	St. Olaf	8	128	600	5	75.0
Taye Manns	Bethel	9	83	626	8	69.6

RECEIVING

		GP	*REC*	*YDS*	*TD*	*AVG/G*
Tyler Dimond	Carleton	9	67	1,075	7	119.4
Riley Schwellenbach	**Saint John's**	**9**	**70**	**977**	**10**	**108.6**
Paxton Boyd	Macalester	6	44	617	3	102.8

ALL PURPOSE

		GP	*RUSH*	*RCV*	*RET*	*YDS/G*
Tyler Dimond	Carleton	9	181	1,075	207	162.6
Liam Frommelt	Gustavus Adolphus	9	6	813	214	114.3
David Geebli	Bethel	9	894	104	0	110.9

TACKLES

		GP	*SOLO*	*AST*	*TOT*	*AVG/G*
Ronan Thomas	Carleton	6	37	22	59	9.8
RJ Chakolis	Augsburg	9	46	33	79	8.8
Aiden McMahon	**Saint John's**	**7**	**26**	**33**	**59**	**8.4**

SACKS

		GP	*SOLO*	*AST*	*YDS*	*AVG/G*
Troy Hansen	Concordia	9	7	4	56	1.00
Charlie King	**Saint John's**	**9**	**6**	**3**	**61**	**.83**
Charlie Goodland	Gustavus Adolphus	9	5	4	48	.78

PASS DEFENSE

		GP	*BRUP*	*INT*	*YDS*	*AVG/G*
Ezy Brown	Concordia	9	11	1	49	1.33
Chance Swansson	Gustavus Adolphus	9	7	4	13	1.22
Mark Rogalski	**Saint John's**	**7**	**3**	**4**	**81**	**1.00**

KICK RETURNS

		GP	*NO*	*YDS*	*LONG*	*AVG/RET*
Griffin Murray	**Saint John's**	**9**	**4**	**168**	**93**	**42.0**
Alec Mahoney	St. Olaf	9	29	680	53	23.4
David Frechette	Macalester	9	15	346	67	23.1

PUNT RETURNS

		GP	*NO*	*YDS*	*LONG*	*AVG/RET*
Griffin Murray	**Saint John's**	**9**	**4**	**46**	**34**	**11.5**
Jaxon Watson	Carleton	9	16	165	49	10.3
Isaiah Watson	Hamline	9	9	55	17	6.1

PUNTING

		GP	NO	YDS	LONG	AVG/P
Eli Nowacki	Bethel	9	17	673	69	39.6
Mitchell Druley	Concordia	9	31	1,225	63	39.5
Mitchell Druley	Concordia	9	45	1,760	67	39.1

FIELD GOALS

		GP	*MADE*	*ATT*	*PCT*	*LONG*
Andrew Wetherill	Macalester	8	7	8	.875	30
Jack Sieben	Gustavus Adolphus	9	7	10	.700	46
Matt Geivett	Carleton	9	6	7	.857	35

SJU'S ALL-TIME POSTSEASON RESULTS

Date	Opponent	Location	Result	Round
1963				
Nov. 30	vs. Emporia State (Kan.)	Bloomington	W, 54-0	NAIA Semifinal
Dec. 14	vs. Prairie View A&M (Texas)	Sacramento, Calif.	W, 33-27	NAIA Championship
1965				
Nov. 27	vs. Fairmont State (W.Va.)	Bloomington	W, 28-7	NAIA Semifinal
Dec. 11	vs. Linfield (Ore.)	Augusta, Ga.	W, 33-0	NAIA Championship
1969				
Nov. 29	vs. Simpson (Iowa)	Excelsior Springs, Mo.	W, 21-0	Mineral Water Bowl
1976				
Nov. 20	at Augustana (Ill.)	Rock Island, Ill.	W, 46-7	NCAA Quarterfinal
Nov. 27	Buena Vista (Iowa)	Collegeville	W, 61-0	NCAA Semifinal
Dec. 4	vs. Towson State (Md.)	Phenix City, Ala.	W, 31-28	NCAA Championship
1977				
Nov. 19	Wabash (Ind.)	Collegeville	L, 9-20	NCAA Quarterfinal
1982				
Nov. 20	at Northwestern (Iowa)	Orange City, Iowa	L, 28-33	NAIA Quarterfinal
1985				
Nov. 23	at Occidental (Calif.)	Los Angeles, Calif.	L, 10-28	NCAA First Round
1987				
Nov. 21	at Gustavus Adolphus	St. Peter	W, 7-3	NCAA First Round
Nov. 28	at Central (Iowa)	Pella, Iowa	L, 3-13	NCAA Quarterfinal
1989				
Nov. 18	Simpson (Iowa)	Collegeville	W, 42-35	NCAA First Round
Nov. 25	at Central (Iowa)	Pella, Iowa	W, 27-24	NCAA Quarterfinal
Dec. 2	at Dayton (Ohio)	Dayton, Ohio	L, 0-28	NCAA Semifinal
1991				
Nov. 23	Coe (Iowa)	Collegeville	W, 75-2	NCAA First Round
Nov. 30	vs. UW-La Crosse	Metrodome	W, 29-10	NCAA Quarterfinal
Dec. 7	at Dayton (Ohio)	Dayton, Ohio	L, 7-19	NCAA Semifinal
1993				
Nov. 20	Coe (Iowa)	Collegeville	W, 32-14	NCAA First Round
Nov. 27	at UW-La Crosse	La Crosse, Wis.	W, 47-25	NCAA Quarterfinal
Dec. 4	at Mount Union (Ohio)	Alliance, Ohio	L, 8-56	NCAA Semifinal
1994				
Nov. 19	La Verne (Calif.)	Collegeville	W, 51-12	NCAA First Round
Nov. 26	Wartburg (Iowa)	Collegeville	W, 42-14	NCAA Quarterfinal
Dec. 3	Albion (Mich.)	Collegeville	L, 16-19	NCAA Semifinal
1996				
Nov. 23	vs. Simpson (Iowa)	Metrodome	W, 21-18	NCAA First Round
Nov. 30	at UW-La Crosse	La Crosse, Wis.	L, 30-37	NCAA Quarterfinal
1998				
Nov. 21	Pacific Lutheran (Wash.)	Collegeville	W, 33-20	NCAA First Round
Nov. 28	UW-Eau Claire	Collegeville	L, 7-10	NCAA Quarterfinal
1999				
Nov. 20	UW-Stevens Point	Collegeville	W, 23-10	NCAA First Round
Nov. 27	Central (Iowa)	Collegeville	W, 10-9	NCAA Second Round
Dec. 4	Pacific Lutheran (Wash.)	Collegeville	L, 9-19	NCAA Quarterfinal
2000				
Nov. 18	at UW-Stout	Menomonie, Wis.	W, 26-19	NCAA First Round
Nov. 25	at Pacific Lutheran (Wash.)	Tacoma, Wash.	W, 28-21 (OT)	NCAA Second Round
Dec. 2	at Central (Iowa)	Pella, Iowa	W, 21-18	NCAA Quarterfinal
Dec. 9	at Hardin-Simmons (Texas)	Abilene, Texas	W, 38-14	NCAA Semifinal
Dec. 16	vs. Mount Union (Ohio)	Salem, Va.	L, 7-10	NCAA Championship
2001				
Nov. 17	St. Norbert (Wis.)	Collegeville	W, 27-20	NCAA First Round
Nov. 24	UW-Stevens Point	Collegeville	W, 9-7	NCAA Second Round
Dec. 1	vs. Pacific Lutheran (Wash.)	FargoDome	W, 31-6	NCAA Quarterfinal
Dec. 8	at Mount Union (Ohio)	Alliance, Ohio	L, 14-35	NCAA Semifinal
2002				
Nov. 23	Redlands (Calif.)	Collegeville	W, 31-24	NCAA First Round
Nov. 30	Coe (Iowa)	Collegeville	W, 45-14	NCAA Second Round
Dec. 7	at Linfield (Ore.)	McMinnville, Ore.	W, 21-14	NCAA Quarterfinal
Dec. 14	at Trinity (Texas)	San Antonio, Texas	L, 34-41	NCAA Semifinal
2003				
Nov. 29	St. Norbert (Wis.)	Collegeville	W, 38-13	NCAA Second Round
Dec. 6	Linfield (Ore.)	Collegeville	W, 31-25	NCAA Quarterfinal
Dec. 13	Rensselaer (N.Y.)	Collegeville	W, 38-10	NCAA Semifinal
Dec. 20	vs. Mount Union (Ohio)	Salem, Va.	W, 24-6	NCAA Championship
2005				
Nov. 19	Monmouth (Ill.)	Collegeville	W, 62-3	NCAA First Round
Nov. 26	at UW-Whitewater	Whitewater, Wis.	L, 7-34	NCAA Second Round
2006				
Nov. 18	at Central (Iowa)	Pella, Iowa	W, 21-13	NCAA First Round
Nov. 25	at Whitworth (Wash.)	Spokane, Wash.	W, 21-3	NCAA Second Round
Dec. 2	at UW-Whitewater	Whitewater, Wis.	L, 14-17	NCAA Quarterfinal
2007				
Nov. 17	Redlands (Calif.)	Collegeville	W, 41-13	NCAA First Round
Nov. 24	at Central (Iowa)	Pella, Iowa	L, 7-37	NCAA Second Round
2008				
Nov. 22	at UW-Whitewater	Whitewater, Wis.	L, 7-37	NCAA First Round
2009				
Nov. 21	Coe (Iowa)	Collegeville	L, 27-34	NCAA First Round
2014				
Nov. 22	St. Scholastica	Collegeville	W, 35-7	NCAA First Round
Nov. 29	at Wartburg (Iowa)	Waverly, Iowa	L, 10-21	NCAA Second Round
2015				
Nov. 21	Dubuque (Iowa)	Collegeville	W, 51-7	NCAA First Round
Nov. 28	at St. Thomas	St. Paul	L, 19-38	NCAA Second Round
2016				
Nov. 19	UW-Platteville	Collegeville	W, 32-31	NCAA First Round
Nov. 26	at UW-Oshkosh	Oshkosh, Wis.	L, 14-31	NCAA Second Round
2017				
Nov. 18	at North Central (Ill.)	Naperville, Ill.	L, 7-17	NCAA First Round
2018				
Nov. 17	Martin Luther	Collegeville	W, 84-6	NCAA First Round
Nov. 24	Whitworth (Wash.)	Collegeville	W, 45-24	NCAA Second Round
Dec. 1	at Mary Hardin-Baylor (Texas)	Belton, Texas	L, 18-21	NCAA Quarterfinal
2019				
Nov. 23	Aurora (Ill.)	Collegeville	W, 51-47	NCAA First Round
Nov. 30	at Chapman (Calif.)	Orange, Calif.	W, 55-26	NCAA Second Round
Dec. 7	at Wheaton (Ill.)	Wheaton, Ill.	W, 34-33	NCAA Quarterfinal
Dec. 14	at UW-Whitewater	Whitewater, Wis.	L, 32-35	NCAA Semifinal
2021				
Nov. 20	Lake Forest (Ill.)	Collegeville	W, 41-14	NCAA First Round
Nov. 27	Linfield (Ore.)	Collegeville	L, 28-31	NCAA Second Round
2022				
Nov. 19	Northwestern	Collegeville	W, 49-0	NCAA First Round
Nov. 26	Wartburg (Iowa)	Collegeville	L, 20-23	NCAA Second Round
2024				
Nov. 30	UW-La Crosse	Collegeville	W, 24-13	NCAA Second Round
Dec. 7	Susquehanna (Pa.)	Collegeville	L, 38-41	NCAA Third Round
2025				
Nov. 29	Monmouth (Ill.)	Collegeville	W, 49-15	NCAA Second Round
Dec. 6	at UW-River Falls	River Falls, Wis.	L, 14-42	NCAA Third Round
2026				
Nov. 28	Hanover (Ind.)	Collegeville	12 p.m.	NCAA Second Round

2026 NCAA Division III Playoffs (all times CST)

UW-Whitewater Bracket

Nov. 21

Huntingdon (Ala.) 19 at *Claremont-Mudd-Scripps (Calif.) 20*

Hanover (Ind.) 30 at Benedictine (Ill.) 24

Nov. 28

Claremont-Mudd-Scripps (Calif.) at No. 2 UW-Whitewater, Noon

No. 14/16 Trinity (Texas) at No. 9/10 Mary Hardin-Baylor (Texas), Noon

No. 15 DePauw (Ind.) at No. 4/5 North Central (Ill.), Noon

Hanover (Ind.) at No. 3 Saint John's, Noon

Wheaton (Ill.) Bracket

Nov. 21

Monmouth (Ill.) 24 at Heidelberg (Ohio) 21

Northwestern 7 at *No. 12 Wartburg (Iowa) 42*

Nov. 28

Monmouth (Ill.) at No. 1 Wheaton (Ill.), Noon

No. 17/18 Christopher Newport (Va.) at No. 22/24 Washington & Jefferson (Pa.), 11 a.m.

No. 21/22 Linfield (Ore.) at Concordia-Wisconsin, Noon

No. 12 Wartburg (Iowa) at No. 6/8 WashU (Mo.), Noon

SUNY-Cortland Bracket

Nov. 21

Bridgewater State (Mass.) 7 at *Amherst (Mass.) 42*

RPI (N.Y.) 17 at *Trinity (Conn.) 24*

Nov. 28

Amherst (Mass.) at No. 7/8 SUNY-Cortland, 11 a.m.

No. 25 Hampden-Sydney (Va.) at Merchant Marine (N.Y.), 11 a.m.

Wesleyan (Conn.) at No. 20/24 Springfield (Mass.), 11 a.m.

Trinity (Conn.) at No. 6/7 Endicott (Mass.), 11 a.m.

Baldwin Wallace (Ohio) Bracket

Nov. 21

Eastern (Pa.) 7 at *No. 17/18 Susquehanna (Pa.) 42*

Texas Lutheran 31 at *No. 11/13 Hardin-Simmons (Texas) 34*

Nov. 28

No. 17/18 Susquehanna (Pa.) at No. 9 Baldwin Wallace (Ohio), 11 a.m.

Dickinson (Pa.) at No. 20/21 Utica (N.Y.), 11 a.m.

No. 19 Hope (Mich.) at No. 4/5 UW-Platteville, Noon

No. 11/13 Hardin-Simmons (Texas) at No. 11/13 Calvin (Mich.), 11 a.m.

All-Time Series vs. HCAC

ROSE-HULMAN, Ind. (1-0)

Year	Result	Date	Location
2019	W, 47-14	Nov. 16	Collegeville

Current Statistical Leaders

THE PANTHERS' STAT LEADERS

Rushing	Gms.	Att.	Yds.	Avg.	TD	Long
Eian Roudebush	11	130	751	5.8	9	61
Josh Williams	11	66	333	5.0	3	21
Blaik Nation	11	57	231	4.1	1	26

Passing	Gms.	Att.	Comp.	Int.	TD	Yards
Eian Roudebush	11	370	249	6	28	2,834
Evan Shelton	3	2	2	0	1	68

Receiving	Gms.	Rec.	Yds.	Avg.	TD	Long
DJ Grinter	11	66	771	11.7	7	64
Scotty Johnson	11	44	549	12.5	9	80
Blaik Nation	11	32	375	11.7	1	64
James Brink	11	25	331	13.2	3	74

Defense	Solo	Asst.	Total	TFL	Sacks	Int.
Brian Wall	37	19	56	3.5-10	---	1-0
Axel Conover	30	18	48	4.0-7	---	---
George Marten	23	24	47	1.0-5	---	---
Hosia Smith	23	19	42	13.0-46	6.0-32	---

THE JOHNNIES' STAT LEADERS

Rushing	Gms.	Att.	Yds.	Avg.	TD	Long
Corey Bohmert	9	72	359	5.0	4	23
Sedric Melvin Jr.	8	42	252	6.0	4	37
Dylan Kirchner	9	12	139	11.6	2	49

Passing	Gms.	Att.	Comp.	Int.	TD	Yards
Trey Feeney	10	443	352	7	48	4,054
Reece Dawson	6	26	24	0	5	375

Receiving	Gms.	Rec.	Yds.	Avg.	TD	Long
Riley Schwellenbach	10	74	1,069	14.4	11	69
Thomas Jacobs	10	70	974	13.9	14	43
Charlie Plum	10	44	641	14.6	7	83
Corey Bohmert	10	46	331	7.2	1	39

Defense	Solo	Asst.	Total	TFL	Sacks	Int.
Andrew Molenaar	23	39	62	7.5-29	2.5-20	---
Aiden McMahon	26	33	59	6.0-15	0.5-5	1-0
Will Peroutka	25	15	40	0.5-1	---	3-0
Charlie King	19	20	39	13.0-75	7.5-61	---
Nolan Dumonceaux	23	15	38	4.5-11	1.0-6	---

ALL ABOUT HANOVER

Hanover College was founded on January 1, 1827, by Presbyterian minister Reverend John Finley Crowe in Hanover, Ind. It is Indiana's oldest private college. Crowe served as a pastor of the Hanover Presbyterian Church and had recently fled Kentucky, where his work as an anti-slavery preacher created unrest amongst his friends and neighbors. He opened Hanover Academy in a small log cabin near his home. The state of Indiana granted the academy a charter two years later. The college remains affiliated with the Presbyterian Church (USA).

Hanover College was dissolved and combined with Madison University in 1843, but Crowe purchased the land that Hanvoer resided on and established the Hanover Classical and Mathematical School. Four months after Madison University was founded, its president had resigned while its students began to return to Crowe's school. By May 1844, all of Madison's students and faculty had made the trip. The Presbyterian Church proposed Hanover become a women's school and the sister of now Wabash College. Hanover declined, and began enrolling women in 1880. Notable alumni include graduates include actor Woody Harrelson and former U.S. Vice Presidents Thomas Hendricks and Mike Pence.

SERIES HISTORY

Saturday's game is the first meeting between Saint John's and Hanover on the football field. The Johnnies are 1-0 all-time against teams from the HCAC, defeating Rose-Hulman in 2019.

SCOUTING THE PANTHERS

Hanover reached the national tournament via the Heartland Collegiate Athletic Conference's (HCAC) automatic bid. Three teams in the HCAC – Hanover, Mount St. Joseph (Ohio) and Rose-Hulman (Ind.) – tied for first with a 5-1 record. The automatic bid to the playoff field was given to Hanover as the team with the highest NPI at No. 52. With just six HCAC games in the season, Hanover played four competitive non-conference opponents, going 3-1 with its only loss to then-No. 17 Hope (Mich.), 27-20. Hanover defeated Centre (Ky.) 17-0 in its opener, Maryville (Tenn.) 43-26 and Wilmington (Ohio) 21-14. The Panthers' HCAC loss came to Rose-Hulman on homecoming, 27-20. Senior dual-threat quarterback Eian Roudebush was sacked four times in the loss and was held to just 31 rushing yards.

Roudebush is the architect of an offense that averages 35.1 points and 433.4 yards per game. His Panthers have averaged 275.2 yards per game through the air and 158.2 on the ground. He leads the HC run game with 751 yards on 130 attempts and nine touchdowns. He has also completed 249 of 370 passes (.673) for 2,834 yards and 28 TDs (to six interceptions).

His top target through the air has been junior wide receiver DJ Grinter, who has caught 66 passes for 771 yards and seven touchdowns. Senior tight end Scotty Johnson has 549 yards on 44 catches with a team-leading nine touchdown receptions. Six other players have more than 100 yards receiving this season. Sophomore running back Josh Williams is the next closest rusher to Roudebush, carrying the ball 66 times for 333 yards and three scores. Senior running back Don Dunning also has three touchdowns on the ground in eight games.

Defensively, Hanover has held opponents to 19.3 points and 299.1 yards per game. The Panthers have recovered 10 fumbles and intercepted 12 passes this season. Junior defensive back Brian Wall leads the defensive unit with 56 tackles (37 solo), followed by junior linebacker's Axel Conover's 48 (30 solo). Wall also has nine pass breakups, a forced fumble and 3.5 TFLs for 10 yards. Junior defensive lineman Hosia Smith leads HC's pass rush, totaling 42 tackles (23 solo), 13.0 TFLs for 46 yards, six sacks for 32 yards, eight quarterback hurries, four pass breakups and a fumble recovery. Sophomore DB Kane Powell-Smith has led the secondary with 11 pass breakups, while classmate Cole Shively has five interceptions returned for 70 yards and one touchdown.

Matt Theobald, a 1996 graduate of Hanover College, is in his 11th season as the Panthers' head coach. He was a four-year letterman with the Panthers' football squad as a defensive back. He helped the program earn back-to-back Indiana Collegiate Athletic Conference titles in 1994 and 1995. He also started in the secondary for the team's NCAA Division III playoff debut in 1995. Theobald began his coaching career as an assistant at Hanover from 1996-00. He left to be the special teams coordinator at Waynesburg (Pa.) from 2000-03, before spending 13 seasons as HCAC opponent Franklin's (Ind.) defensive coordinator.

THE LAST GAME

Hanover 30, at Benedictine (Ill.) 24 (Nov. 21)

Hanover College defeated Benedictine University 30-24 in the opening round of the NCAA Division III Football Playoffs on Saturday, Nov. 21 at the Village of Lisle-Benedictine Sports Complex.

Senior quarterback Eian Roudebush completed 21 of 30 passes for 243 yards and three touchdowns while rushing for 149 yards and a touchdown on 21 carries. He accounted for all four Hanover touchdowns and 392 yards of total offense. Freshman wide receiver James Brink led the Panthers with 88 receiving yards on two catches. Junior running back Blaik Nation added eight receptions for 47 yards and a touchdown, while junior wideout DJ Grinter had six catches for 71 yards. Senior tight end Scotty Johnson caught two passes for 23 yards and a touchdown.

After a scoreless first quarter, Roudebush connected with Brink for a 74-yard touchdown to cap a 98-yard drive and break the scoreless deadlock. Roudebush added a 14-yard touchdown pass to Johnson with 7:04 left in the half to double the lead. Benedictine answered with its own 74-yard touchdown pass on its first play from scrimmage. Sophomore kicker Andrew Weitzel hit a 30-yard field goal with three seconds remaining to cap a 14-play, 57-yard drive and give Hanover a 17-7 halftime lead.

--continued on p. 9--

--continued from p. 8--

Benedictine opened the second half with an 18-yard touchdown pass, cutting the deficit to 17-14. Blaine Ison returned the ensuing kickoff 56 yards to the Benedictine 35-yard line, setting up a two-yard touchdown pass from Roudebush to Nation.

Junior defensive back Brian Wall intercepted the Benedictine quarterback at the Hanover 8-yard line to end a Benedictine scoring threat in the red zone, but the Eagles pulled within three points, 24-21, after Hanover was unable to convert on its next two drives.

Facing fourth-and-one from its own 36-yard line with two minutes remaining, Hanover converted on a three-yard run by Roudebush. On the next play, Roudebush broke free for a 61-yard touchdown with 1:43 remaining to extend the lead to 30-21. Benedictine added a 37-yard field goal with 12 seconds left, but Hanover recovered the ensuing onside kick and ran out the clock.

Hanover totaled 406 yards of offense and held Benedictine to 74 rushing yards. Senior linebacker George Marten led the Panthers with seven tackles (two solo), while Wall recorded five tackles (three solo), a tackle for loss and an interception.

No. 3 Saint John's 49, St. Olaf 0 (Nov. 14)

Saint John's football completed an undefeated regular season and claimed sole possession of its 38th MIAC title with a 49-0 shutout of St. Olaf on Saturday night, Nov. 14, at TCO Stadium in Eagan.

Senior quarterback **Trey Feeney** completed 35 of 43 passes for 414 yards and six touchdowns, leading an offense that totaled 554 yards. The Johnnies opened the scoring with a 10-play, 87-yard drive, capped by an 11-yard touchdown pass to senior wide receiver **Thomas Jacobs**. A **Will Peroutka** interception gave set SJU up to go 66 yards in nine plays for a **Sam Nolan** toe tap in the end zone.

After a quick three-and-out for the Oles, senior tight end **Charlie Plum** took off for a 47-yard touchdown on third down and six. SJU's second interception of the day – this time from senior All-American **Aiden McMahon** – set up a five-play, 49-yard drive that ended in senior **Riley Schwellenbach's** first TD of the day for a 28-0 lead.

Feeney found Nolan again on the next possession, before the Johnnies held STO scoreless in the red zone after a fumble on the Olaf punt return. Feeney threw his sixth touchdown of the game Schwellenbach to end the half with 372 yards and a 42-0 SJU lead.

Junior quarterback **Reece Dawson** (Rogers, Minn.) threw the final score of the game in the fourth quarter, completing a 20-yard touchdown pass to sophomore wide receiver **Griffin Murray** (Jordan, Minn./Holy Family Catholic).

The Johnnie defense held St. Olaf to just nine first downs (eight rushing, one passing) and 177 yards of total offense. SJU negated 10 third-down conversions for the Oles and two fourth-down conversions. A total of 32 different Johnnies recorded a defensive stat, led by McMahon's seven tackles (two solo). He also had 2.0 TFLs for four yards. Junior defensive end **Charlie King** *(below)* led the line with 2.5 TFLs for 13 yards – including 1.5 sacks for 11 yards.



SJU VS. 2026'S OPPONENTS

Opponent	Result/Time	Series	Home	Away	Neut.	First	Last	Streak
UW-La Crosse	W, 24-21	SJU, 7-1	3-0	3-1	1-0	1968	2026	W2
Hamline	W, 77-0	SJU, 64-23-3	37-8-2	26-15-1	1-0	1908	2026	W27
at Augsburg	W, 72-0	SJU, 76-9-2	38-5	37-4-2	1-0	1926	2026	W13
Bethel	W, 42-16	SJU, 39-11	23-3	15-8	1-0	1978	2026	W1
at Macalester	W, 62-6	SJU, 56-17-4	27-7-3	26-10-1	3-0	1909	2026	W17
Concordia	W, 33-23	SJU, 53-34-6	26-15-4	23-18-1	4-1-1	1923	2026	W7
at Carleton	W, 49-10	SJU, 43-0	21-0	19-0	3-0	1923	2026	W43
Gustavus Adolphus	W, 27-3	SJU, 56-33-3	30-11-1	23-21-2	3-1	1923	2026	W3
at St. Scholastica	W, 56-6	SJU, 9-0	6-0	3-0	0-0	2014	2026	W9
vs. St. Olaf	W, 49-0	SJU, 50-14-1	25-8	24-6-1	1-0	1922	2026	W13
Hanover (Ind.)	Noon	N/A	N/A	N/A	N/A	N/A	N/A	N/A
		453-142-19 (.753)						

SJU VS. NCAA FIELD

SJU has met 13 of the 39 other teams in this fall's NCAA tournament in prior seasons, many of which have been in the national tournament. Saint John's has a record of 22-12 (.647) against the 2026 tournament teams. The Johnnies hold the edge in eight of the 13 matchups. Only Mary Hardin-Baylor (Texas), North Central (Ill.), Susquehanna (Pa.) and UW-Whitewater have a winning record against Saint John's (combined 8-3 record). SJU and Trinity (Texas) are tied in the all-time series, 1-1. SJU and UW-Whitewater have faced each other the most, with a total of seven meetings since 2002.

Opponent	Last Result	Series	Home	Away	Neut.	First	Last	Streak
Amherst (Mass.)	N/A	---	---	---	---	---	---	---
Baldwin Wallace (Ohio)	N/A	---	---	---	---	---	---	---
Benedictine (Ill.)	N/A	---	---	---	---	---	---	---
Bridgewater St. (Mass.)	N/A	---	---	---	---	---	---	---
Calvin (Mich.)	N/A	---	---	---	---	---	---	---
Chris. Newport (Va.)	N/A	---	---	---	---	---	---	---
Concordia-Wisconsin	N/A	---	---	---	---	---	---	---
DePauw (Ind.)	N/A	---	---	---	---	---	---	---
Dickinson (Pa.)	N/A	---	---	---	---	---	---	---
Eastern (Pa.)	N/A	---	---	---	---	---	---	---
Endicott (Mass.)	N/A	---	---	---	---	---	---	---
Hampden-Sydney (Va.)	N/A	---	---	---	---	---	---	---
Hanover (Ind.)	N/A	---	---	---	---	---	---	---
Hardin-Simmons (Texas)	W, 38-14	SJU, 1-0	---	1-0	---	2000	2000	W1
Heidelberg (Ohio)	N/A	---	---	---	---	---	---	---
Hope (Mich.)	N/A	---	---	---	---	---	---	---
Huntington (Ala.)	N/A	---	---	---	---	---	---	---
Linfield (Ore.)	L, 28-31	SJU, 3-1	1-1	1-0	1-0	1965	2021	L1
Mary Hardin-Baylor (Texas)	L, 18-21	UMHB, 1-0	---	0-1	---	2018	2018	L1
Merchant Marine (N.Y.)	N/A	---	---	---	---	---	---	---
Monmouth, Ill.	W, 49-15	SJU, 2-0	2-0	---	---	2005	2025	W2
North Central (Ill.)	L, 7-17	NCC, 1-0	---	0-1	---	2017	2017	L1
Northwestern	W, 49-0	SJU, 6-0	5-0	1-0	---	2004	2022	W6
Rensselaer (N.Y.)	W, 38-10	SJU, 1-0	1-0	---	---	2003	2003	W1
Springfield (Mass.)	N/A	---	---	---	---	---	---	---
SUNY-Cortland	N/A	---	---	---	---	---	---	---
Susquehanna (Pa.)	L, 34-41	SUSQ, 1-0	0-1	---	---	2024	2024	L1
Texas Lutheran	N/A	---	---	---	---	---	---	---
Trinity (Conn.)	N/A	---	---	---	---	---	---	---
Trinity (Texas)	W, 34-31 (OT)	Tied, 1-1	1-0	0-1	---	2002	2023	W1
Utica (N.Y.)	N/A	---	---	---	---	---	---	---
UW-Platteville	W, 32-31	SJU, 1-0	1-0	---	---	2016	2016	W1
UW-Whitewater	L, 28-56	UWW, 5-2	2-0	0-5	---	2002	2023	L1
Wartburg (Iowa)	W, 35-14	SJU, 4-2	3-0	1-2	---	1970	2024	W1
Wash. & Jefferson (Pa.)	N/A	---	---	---	---	---	---	---
WashU (Mo.)	N/A	---	---	---	---	---	---	---
Wesleyan (Conn.)	N/A	---	---	---	---	---	---	---
Wheaton (Ill.)	W, 34-33	SJU, 1-0	---	1-0	---	2019	2019	W1
		22-12 (.647)						



HEAD COACH GARY FASCHING

14TH SEASON

FASCHING'S COACHING RECORD

Year	School	Position	Record	Notes
1982	St. Cloud Cathedral	Defensive Coordinator	6-3	
1983	St. Cloud Cathedral	Defensive Coordinator	3-6	
1984	St. Cloud Cathedral	Defensive Coordinator	5-4	
1985	St. Cloud Cathedral	Defensive Coordinator	6-4	
			20-17 (.541)	
1986	St. Cloud Cathedral	Head Coach	4-5	
1987	St. Cloud Cathedral	Head Coach	2-6	
1988	St. Cloud Cathedral	Head Coach	7-3	
1989	St. Cloud Cathedral	Head Coach	6-5	
1990	St. Cloud Cathedral	Head Coach	2-7	
1991	St. Cloud Cathedral	Head Coach	1-7	
1992	St. Cloud Cathedral	Head Coach	10-4	Class B State Champions
1993	St. Cloud Cathedral	Head Coach	14-0	Class B State Champions
1994	St. Cloud Cathedral	Head Coach	4-5	
1995	St. Cloud Cathedral	Head Coach	7-4	
			57-46 (.553)	
1996	Saint John's	Defensive Assistant	11-1	MIAC Champions, NCAA
1997	Saint John's	Defensive Assistant	6-4	
1998	Saint John's	Defensive Assistant	11-1	MIAC Champions, NCAA
1999	Saint John's	Defensive Assistant	11-2	MIAC Champions, NCAA
2000	Saint John's	Defensive Assistant	13-2	National Runner-Up
2001	Saint John's	Defensive Assistant	11-3	MIAC Champions, NCAA
2002	Saint John's	Defensive Assistant	12-2	MIAC Champions, NCAA
2003	Saint John's	Defensive Assistant	14-0	National Champions
2004	Saint John's	Defensive Assistant	7-3	
2005	Saint John's	Defensive Assistant	11-1	MIAC Champions, NCAA
2006	Saint John's	Defensive Assistant	11-2	MIAC Champions, NCAA
2007	Saint John's	Defensive Assistant	10-2	NCAA
2008	Saint John's	Defensive Assistant	8-3	MIAC Champions, NCAA
2009	Saint John's	Defensive Assistant	10-1	MIAC Champions, NCAA
2010	Saint John's	Defensive Assistant	7-3	
2011	Saint John's	Defensive Assistant	6-4	
2012	Saint John's	Defensive Assistant	5-5	
			164-39 (.808)	
2013	Saint John's	Head Coach	7-3	
2014*	Saint John's	Head Coach	10-2	MIAC Champions, NCAA
2015	Saint John's	Head Coach	10-2	NCAA
2016	Saint John's	Head Coach	10-2	NCAA
2017*	Saint John's	Head Coach	9-2	NCAA
2018*	Saint John's	Head Coach	12-1	MIAC Champions, NCAA
2019*	Saint John's	Head Coach	12-2	MIAC Champions, NCAA
2021*	Saint John's	Head Coach	11-1	MIAC Champions, NCAA
2022*	Saint John's	Head Coach	10-2	MIAC Champions, NCAA
2023	Saint John's	Head Coach	8-2	
2024*	Saint John's	Head Coach	11-1	MIAC Champions, NCAA
2025	Saint John's	Head Coach	10-2	NCAA
2026*	Saint John's	Head Coach	10-0	MIAC Champions, NCAA
			130-22 (.855)	

**MIAC Coach of the Year*

THE FASCHING FILE



Born	Sept. 30, 1958
Hometown	Winsted, Minn.
High School	Holy Trinity, 1977
Wife	Cindy
Children	daughters, Laura and Megan sons, Jeff, Ryan and Scott
Degrees	Social Science; Saint John's, 1981 Sports Management; St. Cloud State, 2000

DURING FASCHING'S TENURE ON STAFF

All-Americans	**87** (84 football, 3 track & field)
Academic All-Americans	**32**
All-MIAC First-Team Selections	**259**
MIAC Championships	**17**

1996, 1998, 1999, 2001, 2002, 2003, 2005, 2006, 2008, 2009, 2014, 2018, 2019, 2021, 2022, 2024, 2026

Postseason Appearances	**23**

1996, 1998, 1999, 2000, 2001, 2002, 2003, 2005, 2006, 2007, 2008, 2009, 2014, 2015, 2016, 2017, 2018, 2019, 2021, 2022, 2024, 2025, 2026

FOLLOWING THE LEGEND

A 1981 SJU graduate, Fasching became the 16th head coach in the 102-year history of Saint John's University football following the 2012 season. He succeeded John Gagliardi, who announced his retirement following 60 seasons at SJU, after serving 17 seasons as an assistant football coach and recruiting coordinator at SJU. Fasching was a three-year starter for Gagliardi and the Johnnies at linebacker during the 1978 and 1980-81 seasons. A knee injury held him out of the 1979 season.

AS AN ASSISTANT

The Johnnies posted a 164-39 record (120-22 MIAC) with 10 conference titles and 12 postseason appearances (22-11 playoff record), including the 2003 national championship, 2000 national runner-up performance and four national semifinal games during his tenure as an assistant coach. He also coached SJU's throwers as an assistant track and field coach from 1996-2011.

AT ST. CLOUD CATHEDRAL

Prior to joining the Johnnies' coaching staff, Fasching served as the head football coach at St. Cloud Cathedral High School from 1986-95, where he led the Crusaders to the State Class B title in 1992 and 1993.

HALL OF FAMER & COACH OF THE YEAR

Fasching was inducted into the Minnesota Football Coaches Association Hall of Fame in April 2022 and and St. Cloud Cathedral's Athletic Hall of Fame in February 2022. He is a seven-time MIAC Coach of the Year: 2014, 2017, 2018, 2019, 2021, 2022, 2024 and 2026.

SJU'S RECORD UNDER HEAD COACH GARY FASCHING

Category	2013	2014	2015	2016	2017	2018	2019	2021	2022	2023	2024	2025	2026	TOTAL
Record	7-3	10-2	10-2	10-2	9-2	12-1	12-2	11-1	10-2	8-2	11-1	10-2	10-0	130-22
MIAC	5-3	7-1	7-1	7-1	7-1	8-0	7-1	8-0	7-1	7-1	8-0	8-1	9-0	95-11
Non-Conference (Regular Season)	2-0	2-0	2-0	2-0	2-0	2-0	2-0	2-0	2-0	1-1	2-0	1-0	1-0	23-1
Postseason	---	1-1	1-1	1-1	0-1	2-1	3-1	1-1	1-1	---	1-1	1-1	---	12-10
Home	3-2	5-1	6-1	5-1	6-0	8-0	5-1	7-1	7-1	5-0	7-1	7-0	5-0	76-9
Away	4-1	5-1	4-1	5-1	3-1	3-1	6-1	4-0	3-1	3-2	4-0	3-2	4-0	51-12
Neutral	---	---	---	---	0-1	1-0	1-0	---	---	---	---	---	1-0	3-1
Ranked (AFCA/D3football.com)	2-2	7-1	10-2	10-2	9-2	12-1	12-2	11-1	10-2	8-2	11-1	10-2	10-0	122-20
vs. Ranked (AFCA/D3football.com)	1-1	2-1	2-2	1-2	1-2	2-1	4-1	4-1	3-2	2-1	4-1	1-2	2-0	29-17
Ranked vs. Ranked (AFCA/D3football.com)	---	1-1	1-2	1-2	1-2	2-1	4-1	4-1	3-2	2-1	4-1	1-2	2-0	26-16
Score First	5-1	8-0	8-0	8-0	9-1	11-0	8-2	9-1	7-1	5-1	8-1	10-2	7-0	103-10
Opponent Score First	2-2	2-2	2-2	2-2	0-1	1-1	4-0	2-0	3-1	3-1	3-0	---	3-0	27-12
Leading at Half	5-1	8-0	10-0	9-0	8-0	12-0	9-0	9-0	10-1	7-0	10-0	10-0	9-0	116-2
Trailing at Half	1-2	1-1	0-1	1-2	0-2	0-1	3-2	2-1	0-1	1-1	---	0-1	1-0	10-15
Tied at Half	1-0	1-1	0-1	---	1-0	---	---	---	---	0-1	1-1	0-1	---	4-5
Leading after Third Quarter	5-1	10-0	10-0	9-0	9-0	12-0	11-0	10-0	10-1	7-0	10-0	10-0	9-0	122-2
Trailing after Third Quarter	1-2	0-1	0-2	1-2	0-2	0-1	1-1	1-1	0-1	1-2	1-1	0-1	1-0	7-17
Tied after Third Quarter	1-0	0-1	---	---	---	---	0-1	---	---	---	---	0-1	---	1-3
Overtime	0-1	---	---	---	---	---	0-1	---	---	1-0	---	---	---	1-2
September	3-1	3-1	3-1	3-1	4-1	4-0	3-0	3-0	2-1	3-1	3-0	3-0	3-0	40-7
October	3-0	3-0	4-0	4-0	3-0	4-0	4-0	5-0	5-0	3-1	4-0	3-1	5-0	50-2
November	1-2	4-1	3-1	3-1	2-1	4-0	4-1	3-1	3-1	2-0	4-0	4-0	2-0	39-9
December	---	---	---	---	---	0-1	1-1	---	---	---	0-1	0-1	---	1-4
Scoring less than 20 points	2-2	0-2	0-2	0-1	1-2	0-1	2-1	---	---	---	---	0-2	---	5-13
Scoring 20+ points	5-1	10-0	10-0	10-1	8-0	12-0	10-1	11-1	10-2	8-2	11-1	10-0	10-0	125-9
Scoring 30+ points	2-0	5-0	8-0	9-0	7-0	11-0	10-1	10-0	8-0	6-1	10-1	10-0	8-0	104-3
Scoring 40+ points	---	2-0	8-0	8-0	6-0	10-0	7-0	6-0	6-0	5-0	8-0	9-0	7-0	82-0
Allowing less than 20 points	6-0	9-0	8-0	8-0	9-1	9-0	7-1	8-0	8-0	4-0	7-0	8-1	8-0	99-3
Allowing 20+ points	1-3	1-2	2-2	2-2	0-1	3-1	5-1	3-1	2-2	4-2	4-1	2-1	2-0	31-19
Allowing 30+ points	---	---	0-2	1-2	---	---	2-1	1-1	1-0	1-2	2-1	0-1	---	8-10
Rushing for less than 100 yards	1-1	0-1	0-2	1-1	1-1	1-1	4-1	0-1	4-1	4-2	3-1	2-2	7-0	28-15
Rushing for 100+ yards	6-2	10-1	10-0	9-1	8-1	11-0	8-1	11-0	6-1	4-0	8-0	8-0	3-0	102-7
Rushing for 200+ yards	2-0	7-0	8-0	7-0	6-0	5-0	3-1	6-0	2-0	2-0	2-0	2-0	1-0	53-1
Rushing for 300+ yards	---	3-0	---	2-0	3-0	2-0	---	1-0	---	---	---	---	---	11-0
Passing for less than 200 yards	5-2	9-2	6-0	2-1	4-2	---	---	2-0	---	---	---	---	---	28-7
Passing for 200+ yards	2-1	1-0	4-2	8-1	5-0	12-1	12-2	9-1	10-2	8-2	11-1	10-2	10-0	102-15
Passing for 300+ yards	---	---	---	1-0	1-0	3-1	9-2	3-0	5-1	6-0	10-1	8-0	10-0	56-5
Passing for 400+ yards	---	---	---	---	---	1-1	6-0	1-0	---	3-0	4-1	4-0	7-0	26-2
Totaling less than 200 yards	---	---	---	---	0-1	---	---	---	---	---	---	---	---	0-1
Totaling 200+ yards	7-3	10-2	10-2	10-2	9-1	12-1	12-2	11-1	10-2	8-2	11-1	10-2	10-0	130-21
Totaling 300+ yards	6-2	9-1	9-0	9-1	8-0	12-1	12-2	10-1	9-2	8-1	11-1	10-1	10-0	123-13
Totaling 400+ yards	1-0	3-0	7-0	8-0	6-0	10-1	10-1	9-0	4-1	6-0	11-1	9-0	10-0	95-4
Allowing less than 100 yards	---	---	---	3-0	3-0	1-0	---	---	---	---	---	---	1-0	8-0
Allowing less than 200 yards	---	2-0	1-0	7-0	5-0	3-0	4-0	4-0	---	2-0	5-0	6-0	6-0	45-0
Allowing less than 300 yards	3-1	6-0	5-0	7-0	9-0	7-0	6-1	9-1	7-0	6-0	6-0	9-0	7-0	87-3
Allowing 300+ yards	4-2	4-2	5-2	3-2	0-2	5-1	6-1	2-0	3-2	2-2	5-1	1-2	3-0	43-19
Having a 100-yard Rusher	2-0	10-0	8-0	1-1	3-1	2-0	1-1	5-0	0-1	---	2-0	1-0	1-0	36-4
Having 2 100-yard Rushers	---	1-0	---	---	---	1-0	---	---	---	---	---	---	---	2-0
Having a 100-yard Receiver	3-0	---	3-1	4-0	2-0	4-1	10-2	4-0	6-1	5-1	9-1	8-1	7-0	65-8
Having a 200-yard Receiver	---	---	---	---	---	1-0	1-0	---	---	1-0	---	---	---	3-0
Opponent 100-yard Rusher	4-0	1-1	1-2	1-2	0-1	2-0	2-0	1-0	1-0	0-1	1-1	0-1	---	14-9
Opponent 100-yard Receiver	2-1	3-0	4-0	2-0	1-0	3-0	3-0	3-1	3-1	1-1	4-1	1-0	3-0	33-5
No Turnovers	1-0	5-0	4-0	3-0	3-1	6-0	3-0	2-0	2-0	2-0	3-0	2-0	3-0	39-1
Less than 3 Turnovers	3-3	9-2	10-0	9-1	9-2	10-0	11-1	10-0	8-1	8-2	10-1	9-2	10-0	116-15
3+ Turnovers	4-0	1-0	0-2	1-1	---	2-1	1-1	1-1	2-1	---	1-0	1-0	---	14-7
No Takeaways	2-0	1-1	1-1	---	1-0	1-1	3-0	1-1	1-0	1-1	3-0	1-1	3-0	19-6
Less than 3 Takeaways	3-2	4-2	6-2	6-2	5-2	7-1	7-2	8-1	7-2	6-1	7-1	9-2	7-0	82-20
3+ Takeaways	4-1	6-0	4-0	4-0	4-0	5-0	5-0	3-0	3-0	2-1	4-0	1-0	3-0	48-2
30:00+ Possession	4-2	7-1	4-0	10-1	7-0	5-0	4-1	8-1	5-1	6-0	8-0	6-1	9-0	83-8
Less than 30:00 Possession	3-1	3-1	6-2	0-1	2-2	7-1	8-1	3-0	5-1	2-2	3-1	4-1	1-0	47-14

WINS IN FIRST 12 SEASONS/152 GAMES

Gary Fasching is off to the best start, in regard to wins, by any head coach in program history. That history, of course, includes the likes of college football's all-time wins leader, **John Gagliardi**. Fasching is also ahead of Gagliardi's pace when it comes to their first 152 games coached at SJU.

Among SJU Football Coaches With Six Seasons Coached or More

Coach	First 12 Seasons	First 152 Games	Total at SJU
Gary Fasching	120-22 (.848)	130-22 (.855)	130-22 (.855)
John Gagliardi	71-26-2 (.727)	107-41-4 (.717)	465-132-10 (.774)
Joe Benda	45-28-8 (.605)	---	57-32-8 (.629)

SJU'S HEAD FOOTBALL COACHES

CHRONOLOGICAL

Name	*Yrs. (Seasons)*	*Record (Pct.)*
John O'Leary	1900-01 (2)	4-2-0 (.667)
Ignatius Vonderhaar	1902 (1)	0-1-0 (.000)
Peter Boquel	1903-04 (2)	3-2-0 (.600)
Harry Comeau	1905-06 (2)	3-0-0 (1.000)
Frank Cassidy	1907 (1)	1-3-0 (.250)
William Brennan	1908-09 (2)	4-6-0 (.400)
Edward Cahill	1920-21 (2)	1-6-0 (.143)
Fred Sanborn	1922-23 (2)	3-8-0 (.273)
Eugene Aldrich	1924 (1)	1-4-1 (.250)
Wilfred Houle	1925-29 (5)	7-22-3 (.266)
Joe Benda	1930-36, 1941-42, 1945-49 (14)	57-32-8 (.629)
George Durenberger	1937-40 (4)	20-10-1 (.661)
Henry Welsch	1944 (1)	1-0-1 (.750)
John McNally	1950-52 (3)	13-9-0 (.591)
John Gagliardi	1953-12 (60)	465-132-10 (.774)
Gary Fasching	**2013-current (13)**	**130-22-0 (.855)**

WINS - OVERALL

1.	John Gagliardi	465
2.	**Gary Fasching**	**130**
3.	Joe Benda	57

PCT. - OVERALL (min. 15 games)

1.	**Gary Fasching**	**.855 (130-22)**
2.	John Gagliardi	.774 (465-132-10)
3.	George Durenberger	.661 (20-10-1)

WINS - MIAC

1.	John Gagliardi	362
2.	**Gary Fasching**	**95**
3.	Joe Benda	35

PCT. - MIAC (min. 10 games)

1.	**Gary Fasching**	**.896 (95-11)**
2.	John Gagliardi	.780 (362-99-9)
3.	George Durenberger	.625 (12-7-1)

WINS - HOME

1.	John Gagliardi	241
2.	**Gary Fasching**	**76**
3.	Joe Benda	30

PCT. - HOME (min. 15 games)

1.	**Gary Fasching**	**.894 (76-9)**
2.	John Gagliardi	.818 (241-52-4)
3.	Joe Benda	.722 (30-10-5)



FASCHING VS. THE OPPONENTS

OPPONENT	OVERALL	HOME	AWAY	NEUTRAL
Augsburg	13-0	7-0	6-0	---
Aurora, Ill.	2-0	2-0	---	---
Bethel	13-3	8-1	5-2	---
Buena Vista, Iowa	2-0	1-0	1-0	---
Carleton	13-0	6-0	7-0	---
Carthage, Wis.	1-0	1-0	---	---
Chapman, Calif.	1-0	---	1-0	---
Concordia-Moorhead	11-3	4-3	7-0	---
Dubuque, Iowa	2-0	2-0	---	---
Gustavus Adolphus	11-2	6-0	4-2	1-0
Hamline	9-0	5-0	4-0	---
Lake Forest, Ill.	1-0	1-0	---	---
Linfield, Ore.	0-1	0-1	---	---
Macalester	2-0	1-0	1-0	---
Martin Luther	2-0	2-0	---	---
Mary Hardin-Baylor, Texas	0-1	---	0-1	---
Minnesota-Morris	1-0	1-0	---	---
Monmouth, Ill.	1-0	1-0	---	---
North Central, Ill.	0-1	---	0-1	---
Northwestern	1-0	1-0	---	---
Presentation, S.D.	1-0	1-0	---	---
Rose-Hulman, Ind.	1-0	1-0	---	---
St. Olaf	13-0	6-0	6-0	1-0
St. Scholastica	9-0	6-0	3-0	---
St. Thomas	4-4	1-2	2-1	1-1
Susquehanna, Pa.	0-1	0-1	---	---
Thomas More, Ky.	1-0	1-0	---	---
Trinity, Texas	1-0	1-0	---	---
Wartburg, Iowa	1-2	1-1	0-1	---
Wheaton, Ill.	1-0	---	1-0	---
Whitworth, Wash.	1-0	1-0	---	---
UW-Eau Claire	2-0	1-0	1-0	---
UW-La Crosse	2-0	2-0	---	---
UW-Oshkosh	0-1	---	0-1	---
UW-Platteville	1-0	1-0	---	---
UW-River Falls	3-1	2-0	1-1	---
UW-Stout	2-0	1-0	1-0	---
UW-Whitewater	1-2	1-0	0-2	---
TOTAL	**130-22**	**76-9**	**51-12**	**3-1**

WINNINGEST ACTIVE COACHES

BY PERCENTAGE

This list includes all coaches with at least 10 seasons at four-year colleges, regardless of division or association.

**entering the 2026 season*

Name	*Yrs. (Seasons)*	*Record (Pct.)*
1. Tony Annese, Ferris State (Mich.)	13	153-21 (.879)
2. Kalen DeBoer, Alabama	11	125-20 (.862)
3. Kirby Smart, Georgia	10	117-21 (.848)
4. Gary Fasching, Saint John's (Minn.)	**12**	**120-22 (.845)**
5. Jeff Devanney, Trinity (Conn.)	19	135-25 (.844)
6. Joseph Smith, Linfield (Ore.)	19	173-33 (.840)
7. Mike Sirianni, Washington & Jefferson (Pa.)	23	202-49 (.805)
8. Mike Jacobs, Mercer (Ga.)	10	94-23 (.803)
9. Chad Braun, Monmouth (Ill.)	10	85-21 (.802)
10. Curt Cignetti, Indiana	15	146-37 (.798)

ASSISTANT COACHES

DAMIEN DUMONCEAUX



Assistant Head Coach, Recruiting Coordinator, Defensive Line

Saint John's '05, 21st season

Dumonceaux is in his 21st season on the coaching staff and has served as the program's recruiting coordinator since 2013. SJU has compiled a 177-42 (.808) overall record and a 128-25 (.837) mark in the MIAC with nine conference championships and 14 NCAA appearances during his tenure on staff. A member of the Johnnies' 2003 national championship team and a three-year starter (2003-05) at nose tackle, Dumonceaux was a 2005 All-American and received a pair of national awards, Football Gazette's Defensive Lineman of the Year and D3football.com's Defensive Player of the Year, and received the MIAC Mike Stam Award as the conference's top lineman.

Dumonceaux and his wife, Patricia, have two sons, Fischer and Fletcher, and live in St. Joseph.





KOLE HECKENDORF

Offensive Coordinator, Receivers

North Dakota State '08, 14th season

Heckendorf is in his 14th season as an offensive assistant in 2025 and the eighth as the Johnnies' offensive coordinator. SJU averaged 43.4 points and 480.1 yards of offense per game (147.1 rushing and 333.0 passing) in his first seven seasons (85 games) as offensive coordinator. In 2002, Heckendorf set a pair of Wisconsin records with 116 receptions for 1,714 yards as a junior at Mosinee High School and ended his career as the state's all-time leader in receiving yards (3,831) and touchdowns (36). Heckendorf accepted a scholarship to FCS North Dakota State and ended a four-year collegiate career (2005-08) as the all-time leader in catches (178) and receiving yards (2,732). He signed with the Green Bay Packers as an undrafted free agent in 2009 and later joined four other National Football League organizations: the Detroit Lions, Seattle Seahawks, San Diego Chargers and Indianapolis Colts. Kole and his wife, Kristen, son, Landon, and daughter, Hallie, reside in Sauk Rapids.



JAMES HERBERG



Defensive Coordinator/Cornerbacks

Gustavus Adolphus '09, 2nd season

Herberg is in his first season as the defensive coordinator after serving as a defensive backs coach for the Johnnies in 2025. He helped coach all four of SJU's starting defensive backs to All-MIAC honors. Herberg came to SJU in May 2025 after leading Rocori High School to eight state tournament appearances - four as a defensive assistant (2009-17) and four more as head coach (2018-24), including Minnesota Class AAAA state championships in 2011 and 2019, and a state runner-up finish in 2023. In all, the Spartans boasted a 50-23 record with Herberg as head coach.

He graduated from Gustavus Adolphus where he was a linebacker and served as a student-coach.



ASSISTANT COACHES



JOSH BUNGUM
Quarterbacks
Saint John's '16, 11th season

Bungum is in his 11th season as an SJU assistant coach in 2026. A 2016 graduate of SJU, Bungum was named D3football.com All-American honorable mention in 2015 as a returner, where he was a two-time All-MIAC first-team selection. He also serves as an assistant baseball coach for SJU in the spring.



MAX JACKSON
Defensive Backs/ Diversity & Student Success
Saint John's '19, sixth season

Jackson is in his sixth season coaching defensive backs and serving as well as the program's diversity and student success officer in 2026. A 2019 graduate and a two-sport star, Jackson was a two-time All-American safety and All-Region outfielder for SJU.



ISAIAH TRAUFLER
Tight Ends/Recruiting
Saint John's '24, second season

A 2024 graduate of Saint John's, Traufler is in his second season as a tight ends and recruiting assistant for SJU in 2026. He returned to Collegeville after spending the 2024 season as a player personnel and recruiting assistant at Division I (FBS) Wisconsin.



ALEX SAIS
Linebackers
Saint John's '20, first season

A 2020 graduate and linebacker for SJU, Sais returned for his first season on staff in February of 2026. Sais (sice) spent the last two seasons as Case Western Reserve's (Ohio) linebackers coach (2024-25), where he coached three All-President's Athletic Conference (PAC) student-athletes at the position.



MIKE MAGNUSON
Offensive Line
Saint John's '90, 12th season

Magnuson is in his 12th season as an assistant coach for SJU in 2026 and the ninth as the team's offensive line coach. A 1990 graduate of Saint John's, Magnuson was a three-year starter on the offensive line for the SJU football team, earned All-MIAC honors and was part of two NCAA Division III playoff teams.



BEN ELI
Offensive Line
Saint John's '16, 10th season

The 2025 season is Eli's 10th as an assistant coach at SJU. A December 2016 graduate, Eli was an American Football Coaches' Association (AFCA) All-America first-team selection in 2016. He was also named to the D3football.com All-West Region second-team and was an All-MIAC first-team selection in 2016.



COLLIN FRANZ
Defensive Line
Saint John's '21, fifth season

Franz is in his fifth season as an assistant coach for SJU in 2025. Franz started all 12 games in 2021 and posted a career-high 7.5 tackles for loss, an interception, fumble recovery and batted down five passes.



TOMMY AUGER
Tight Ends
Saint John's '19, first season

Auger is in his first season on staff after playing six years professionally on three different continents. He was an All-American at tight end in 2018 at tight end and was a member of the Johnnie baseball team. He was named Fan Controlled Football All-Pro in 2022 and was a four-time Liga de Fútbol Americano All-Pro.



ALEXI JOHNSON
Kickers
Saint John's '17, ninth season

Johnson is in his ninth season as a volunteer assistant coach for the Johnnies in 2026. A 2017 graduate of SJU, Johnson was a four-year kicker for the Johnnies from 2013-16 and ended his career second in school history in both career field goals (27) and career PAT's (190).



JAMIE LEITHER
Linebackers
Mayville State '94, first season

Leither is in his first season as a volunteer assistant. He was previously the head coach at Kimball High School and was named Central Minnesota Conference Coach of the Year in 2007. He later went on to serve as an assistant coach at Rocori High School with James Herberg.



JUSTIN ROST
Strength & Conditioning
Northwestern '11, 14th season

Rost is in his 14th year as an assistant athletic trainer and strength & conditioning coach. He served as a GA from 2011-13 at Briar Cliff, Iowa, where he was the head athletic trainer for football and wrestling. Rost earned his Certified Strength and Conditioning Specialist (CSCS) licensure to be able to perform his dual position at SJU.



JIM PLATTEN
Volunteer Equipment Manager
Saint John's '74, 27th season

For well over 25 years, Jim Platten '74 has volunteered in the equipment room, helping out with the football team and other programs. Along the way, Platten has been a friend, resource and mentor to multiple generations of Johnnie student-athletes.

SUPPORT STAFF

Dan O'Brien	Director of Athletics	St. Thomas '87	Second season
Peyton Bigaouette	Facility & Game Day Operations	Saint John's '24	Third season
Alex Baumann	Athletics Operations Coordinator	Minnesota-Morris '23	Second season
Ryan Klinkner	Athletic Communications	Saint John's '04	21st season
Jordan Modjeski	Athletic Communications	Saint Mary's '22	Second season
Jonah Prokott	Sports Marketing	Minot State '25	First season
Scott Bierscheid	Athletic Trainer	MSU-Mankato '92	30th season
Cody Tusler	Equipment Manager	North Dakota State '18	Second season

LUCKY NO. 4

With large rosters, some over the likes of 200 players, SJU has often resorted to double and triple jersey numbers for its players. Nov. 14's game was another big one for jersey No. 4, as senior wide receiver **Riley Schwellenbach** scored a pair of touchdowns, while junior safety **Will Peroutka** intercepted a pass in the first quarter. That was the seventh time this decade and the 14th time in the last 10 years that two different players with the same jersey number scored a touchdown and intercepted a pass in the same game. It happened once earlier this season, when Schwellenbach and Peroutka came up with big plays in SJU's win over Concordia. **Evan Clark** '17 was the last player to record a touchdown and an interception in the same game (Oct. 7, 2017 vs. Augsburg).

SJU Double Numbers With a TD and an INT in the Same Game (since 2016)

Date	*Opponent*	*Location*	*No.*	*Off. Player (TD)*	*Def. Player (INT)*
Nov. 14, 2026	**St. Olaf**	**Eagan**	**4**	**R. Schwellenbach (2)**	**Will Peroutka (1)**
Oct. 17, 2026	**Concordia**	**Collegeville**	**4**	**R. Schwellenbach (1)**	**Will Peroutka (1)**
Oct. 25, 2025	Carleton	Collegeville	4	R. Schwellenbach (1)	Will Peroutka (1)
Sept. 20, 2025	Hamline	St. Paul	2	Dylan Wheeler (3)	N. Dumonceaux (1)
Oct. 5, 2024	Augsburg	Collegeville	33	Will Blakey (1)	Jack St. Fleur (1)
Nov. 4, 2023	St. Olaf	Northfield	8	Alex Larson (1)	P. Goettlicher (1)
Oct. 8, 2022	Augsburg	Minneapolis	11	Jimmy Buck (1)	Noah Arneson (1)
Oct. 27, 2018	Concordia	Moorhead	9	Will Gilach (1)	Chris Harris (2)
Oct. 13, 2018	St. Thomas	Collegeville	9	Will Gilach (2)	Chris Harris (1)
Nov. 19, 2016*	UW-Platteville	Collegeville	3	Dusty Krueger (1)	Carter Hanson (1)
Oct. 8, 2016	Augsburg	Minneapolis	5	Adam Essler (1)	Parker Anderson (1)
Oct. 1, 2016	Bethel	Arden Hills	3	Dusty Krueger (1)	Carter Hanson (1)
Oct. 1, 2016	Bethel	Arden Hills	8	Matt Miller (1)	Garrett Ackerman (1)
Sept. 17, 2016	St. Olaf	Collegeville	5	Adam Essler (1)	Parker Anderson (1)

**denotes an NCAA Division III Playoff game*



McMAHON IN THE MIDDLE

AIDEN McMAHON
LB | 6-1 | 220 | Sr.
Maple Grove, Minn.

Senior All-American linebacker **Aiden McMahon** has made a steady and triumphant return since missing the first three games of the season due to injury. McMahon has totaled 59 tackles in seven games, including a season-high 13 against Concordia on Oct. 17. He led SJU with seven tackles (two solo) vs. St. Olaf at TCO Stadium on Nov. 14. He finished the regular season sixth in the MIAC (conference games only) in tackles in two less games than all of his opposition. His 8.4 tackles/MIAC game were third in the league.

His eight-tackle performance at St. Scholastica on Nov. 7 enabled him to break into SJU's top 10 all-time total tackles. He is also ninth in career solo tackles (123) and needs 11 to crack the top 10 in assisted tackles.

SJU's All-Time Total Tackles

Rk.	*No.*	*Name*	*Years*
1.	372	Cam McCambridge	1999-03
2.	361	Beau LaBore	1997-00
3.	333	Brandon Novak	1996-99
4.	327	Jeremy Rondorf	1993-96
5.	316	Carter Hanson	2013-16
6.	307	Ryan Wimmer	2006-09
7.	305	Erik Klein	1991-94
8.	294	Jeremy Hood	2000-03
9.	290	Jamie Steffensmeier	2003-06
10.	**269**	**Aiden McMahon**	**2023-current**

SJU's All-Time Solo Tackles (since 1986)

Rk.	*No.*	*Name*	*Years*
1.	190	Cam McCambridge	1999-03
2.	153	Brandon Novak	1996-99
3.	152	Jeremy Hood	2000-03
4.	152	Beau LaBore	1997-00
5.	150	Ryan Wimmer	2006-09
6.	148	Carter Hanson	2013-16
7.	130	Jamie Steffensmeier	2003-06
8.	126	Cooper Yaggie	1993-96
9.	**123**	**Aiden McMahon**	**2023-current**



KICKIN' THE RECORDS

MATT HANSEN
K/P | 5-11 | 150 | Sr.
Longmont, Colo./Niwot

Senior kicker/punter **Matt Hansen** has emerged into the SJU record books in the last two seasons. He finished MIAC play with 62 PATs in conference games (62 of 64), breaking his own single-season conference record of 61 set in 2025. He is 10 PATs shy of his 2025 mark of 77, which were the most by a Johnnie since **Zach Barwick** '19 - another Colorado native - in 2018. He cleared all of his PATs against St. Olaf on Nov. 14. He currently sits fourth in all-time extra points behind now-assistant coach **Alexi Johnson** '17.



All-Time SJU PATs (Career)

Rk.	*PATs*	*Name*	*Seasons*
1.	244	Conor Murphy	2021-24
2.	213	Brandon Keller	2001-04
3.	190	Alexi Johnson	2013-16
4.	**142**	**Matt Hansen**	**2023-current**

Most PATs by an SJU Kicker in a Game

Rk.	*PATs*	*Name*	*Opponent*	*Location*	*Date*
t1.	12	Zach Barwick	Martin Luther*	Collegeville	Nov. 17, 2018
t1.	12	Zach Barwick	St. Scholastica	Collegeville	Sept. 2, 2017
t3.	**10**	**Matt Hansen**	**Augsburg**	**Minneapolis**	**Sept. 26, 2026**
t3.	**10**	**Matt Hansen**	**Hamline**	**Collegeville**	**Sept. 19, 2026**
t3.	**10**	**Matt Hansen**	**St. Scholastica**	**Collegeville**	**Nov. 8, 2025**
t3.	10	Conor Murphy	St. Scholastica	Duluth	Nov. 2, 2024
t3.	10	Colin Kummer	Hamline	St. Paul	Nov. 9, 2019
t3.	10	Mike Schmidt	Macalester	St. Paul	Oct. 30, 1982
t3.	10	Jeff Norman	Macalester	St. Paul	Oct. 23, 1976

NCAA STAT LEADERS

Saint John's currently (through games of Nov. 21) leads all divisions of NCAA football in third-down conversions (.604), completion percentage (.799), passing offense (444.5 ypg.), total offense (544.0 ypg.) and winning percentage (1.00). The Johnnies lead Division III in net punting (41.71 avg.) and are second in team passing efficiency defense (86.62); third in rushing defense (51.1 ypg.) and scoring defense (8.5 ppg.); fourth in first downs (272), tackles for loss allowed (2.70 tflapg.), team passing efficiency (192.87) and total defense (205.4 ypg.); fifth in scoring offense (49.1 ppg.); and seventh in first downs defense (127).

Individually, senior quarterback **Trey Feeney** leads all divisions of NCAA football in completions per game (35.2), completion percentage (.795), passing touchdowns (48), passing yards (4,054), passing yards per game (405.4) and total offense (403.3 ypg.). Feeney is second in Division III in both points responsible for (288) and points responsible per game (28.8) and sixth in pass efficiency (188.9). Senior wide receiver **Thomas Jacobs** is eighth in receiving touchdowns (14) and another senior wideout, **Riley Schwellenbach**, is 14th in receiving yards (1,068).

Senior **Charlie Plum** also has the fifth-most receiving yards of any Division III tight end this season (641). He ranks third in tight end touchdowns. Junior defensive back **Mark Rogalski** also ranks 13th with 0.5 interceptions per game.

A WINNING TRADITION

The Johnnies' 10-0 record in the 2026 regular season served as the program's 58th-consecutive season without a losing record. Bethel (8-2), Concordia (8-2), Gustavus Adolphus (7-3) and Carleton (5-5) also had a non-losing season this fall.

Consecutive Seasons (as of Nov. 14, 2026)

	MIAC Team	*Without a Losing Record*
1.	**Saint John's**	**58**
2.	Bethel	32
3.	Gustavus	13
4.	Carleton	6
5.	Concordia	5
6.	Augsburg, Hamline, Macalester, St. Olaf St. Scholastica	0

NO. 7 IN NPI

Saint John's finished at No. 7 in the sixth and final National Power Index (NPI) of the 2026 season. The NPI is in its third year as the NCAA's system for selecting the 11 at-large bids to the Division III playoffs, which includes 40 teams (29 automatic bids, 11 at-large). After an increase in automatic qualifiers and conference realignment in 2025, the at-large count shrunk to 11 this season. Four teams in Region VI finished in the NPI's top 25: UW-Whitewater (No. 1), Saint John's (No. 7), UW-Platteville (No. 9) and Linfield (No. 22). Bethel finished No. 31 in the final NPI and was the first team left out of the NCAA Division III playoffs with an 8-2 record. Lake Forest (Ill.) was the first 9-1 team to miss the playoffs with an NPI of 39.

MIAC TITLE NO. 38

The Johnnies' 56-6 win over St. Scholastica on Nov. 7 clinched the 2026 MIAC Championship - the program's MIAC-record 38th conference title - and their sixth in the last eight seasons.

MIAC Titles, Won or Shared (since 1920)

School	*No.*	*Last Title*
Saint John's	**38**	**2026**
Gustavus	22	1987
St. Thomas*	21	2019
Concordia	18	2004
Bethel	7	2025
St. Olaf	6	1979
Hamline	5	1988
Minnesota-Duluth*	3	1973
Augsburg	2	1997
Carleton	2	1992
Macalester	2	1947
Saint Mary's%	1	1928
St. Scholastica	0	-----

*no longer a member of the MIAC %no longer competes in MIAC football



ANOTHER 10-WIN SEASON

The Johnnies' 49-0 win over St. Olaf at TCO Stadium on Nov. 14 secured the program's 28th 10-win season and 10th in the last 12 seasons. No other MIAC program has half of that total and four schools have yet to achieve the feat.

10-Win Seasons, Among MIAC Schools

School	*No.*	*Last*
Saint John's	**28**	**2026**
Bethel	8	2025
Concordia	7	2005
St. Scholastica	2	2014
Augsburg	1	1997
Gustavus	1	1987

89 OUT OF 100

SJU's showdown with Bethel on Oct. 3 was the 100th MIAC game for **Gary Fasching** as the Johnnies' head coach (since 2013). Fasching is now 95-11 in conference play after Nov. 14's win vs. St. Olaf. His 89-11 mark was the best record by any head football coach in the MIAC's history through the first 100 games. St. Thomas' Glenn Caruso was 85-11 in 96 MIAC games before the Tommies left the conference and NCAA Division III.

First 100 MIAC Football Games Coached

Record	*Name*	*School*
89-11-0 (.890)	**Gary Fasching**	**Saint John's**
75-25-0 (.750)	Jim Christopherson	Concordia
66-31-3 (.675)	**John Gagliardi**	**Saint John's**
65-34-1 (.655)	Dennis Raarup	Gustavus Adolphus
64-36-0 (.640)	Terry Horan	Concordia
62-36-2 (.630)	Jake Christiansen	Concordia
61-38-1 (.615)	Steve Johnson	Bethel
55-40-5 (.575)	Jim Malosky	Minnesota-Duluth
56-42-2 (.570)	Dick Tressel	Hamline
52-48-0 (.520)	Bob Sullivan	Carleton
50-50-0 (.500)	Jay Schoenebeck	Gustavus Adolphus
49-51-0 (.490)	Peter Haugen	Gustavus Adolphus
45-51-4 (.470)	Tom Porter	St. Olaf
43-57-0 (.430)	Jack Osberg	Augsburg
35-65-0 (.350)	Frank Haege	Augsburg
24-72-4 (.260)	Edor Nelson	Augsburg

500+ MIAC WINS

One of six charter members of the Minnesota Intercollegiate Athletic Conference in 1920, Saint John's became the first program to reach 500 wins in MIAC play with Nov. 2, 2024's 70-0 victory at St. Scholastica. SJU's winning percentage in conference play is even better when broken down by eras: modern history, since 1946 (.785, 471-126-9); during John Gagliardi's tenure, 1953-2012 (.74780, 362-99-9); and during the 21st century, since 2000 (.857, 174-29).

All-Time MIAC Record (start of 2026 season)

	School	*W*	*L*	*T*	*Pct.*
1.	**Saint John's**	**510**	**182**	**22**	**.730**
2.	St. Thomas*	443	222	14	.663
3.	Concordia	435	246	18	.635
4.	Gustavus	426	281	13	.601
5.	Bethel	229	164	3	.582
6.	Minnesota-Duluth*	96	74	6	.563
7.	St. Olaf	250	296	11	.459
8.	Hamline	252	451	14	.361
9.	Carleton	131	244	0	.349
10.	Augsburg	195	462	13	.301
11.	Macalester	149	411	25	.276
12.	St. Scholastica	8	33	0	.195

*no longer a member of the MIAC

ATTRACTING THE FANS

Saint John's finished second to UW-Whitewater in total attendance (45,688), for the third-consecutive season, and third in per-game average (6,527) last fall in NCAA DIII. SJU's cumulative total was greater than two FBS teams (Ball State and Sam Houston State); 93 FCS teams and all but four of the 162 DII programs.

2025 NCAA Division III Football Attendance Leaders

	School	*Gms.*	*2025 Att.*	*Avg.*
1.	UW-Whitewater	6	50,705	8,451
2.	Hampden-Sydney (Va.)	5	34,507	6,901
3.	**Saint John's**	**7**	**45,688**	**6,527**
4.	Maryville (Tenn.)	4	24,038	6,010
5.	Baldwin Wallace (Ohio)	5	27,479	5,496
6.	Roanoke (Va.)	5	25,218	5,044
7.	Geneva (Pa.)	5	23,995	4,799
8.	Wartburg (Iowa)	6	26,040	4,340
9.	UW-Eau Claire	5	20,610	4,122
10.	Tufts (Mass.)	4	16,261	4,065

2025 SJU vs. FCS/Division II in Upper Midwest Attendance

	School	*NCAA*	*Gms.*	*2025 Att.*	*Avg.*
1.	South Dakota State	FCS	8	127,321	15,915
2.	North Dakota State	FCS	7	106,749	15,250
3.	North Dakota	FCS	6	69,616	11,603
4.	Northern Iowa	FCS	6	56,225	9,371
5.	South Dakota	FCS	7	48,104	6,872
6.	**Saint John's**	**III**	**7**	**45,688**	**6,527**
7.	Northern State (S.D.)	II	6	30,913	5,152
8.	MSU-Mankato	II	6	28,508	4,751
9.	Concordia	III	5	18,392	3,678
10.	Sioux Falls	II	5	17,995	3,599

2025 MIAC Attendance Leaders

	School	*Gms.*	*2025 Att.*	*Avg.*
1.	**Saint John's**	**7**	**45,688**	**6,527**
2.	Concordia	5	18,392	3,678
3.	Bethel	7	19,362	2,766
4.	Carleton	5	10,497	2,099
5.	Gustavus Adolphus	5	7,885	1,577
6.	Augsburg	5	4,700	940
7.	St. Olaf	5	4,325	865
8.	Macalester	4	2,766	692
9.	Hamline	5	2,116	423
10.	St. Scholastica	5	801	160

IN THE NCAA DIVISION III PLAYOFFS

The 2026 postseason appearance is the Johnnies' 35th (31st at the NCAA Division III level) and 11th in the last 12 seasons. SJU is second in Division III history in postseason appearances and is third in playoff wins (*see charts below*). The Johnnies made four other postseason appearances and have a 49-28 (.636) record overall: three in the NAIA (1963, 1965, 1982) and one showing at the Mineral Water Bowl (1969). SJU has made the most postseason appearances of any team in the 2026 bracket.

Most NCAA Division III Playoff Appearances Since 1973 (as of Nov. 21, 2026)

	Team	No.
1.	Mount Union, Ohio	36
2.	**Saint John's**	**31**
3.	Washington & Jefferson, Pa.	29
4.	Central, Iowa	22
5.	UW-Whitewater	22
6.	Ithaca, N.Y.	21
	Mary Hardin-Baylor, Texas	21
8.	Wittenberg, Ohio	19
	Linfield, Ore.	19
	Wartburg, Iowa	19

Most NCAA Division III Playoff Wins Since 1973 (as of Nov. 21, 2026)

	Team	No.
1.	Mount Union, Ohio	118
2.	UW-Whitewater	60
3.	**Saint John's**	**46**
4.	Mary Hardin-Baylor, Texas	45
5.	North Central, Ill.	39
6.	Rowan, N.J.	31
7.	Ithaca, N.Y.	30
	Linfield. Ore.	30
	Wesley, Del.	30
10.	Central, Iowa	24

Most NCAA Division III Playoff Appearances Since 1973 - MIAC Schools (as of Nov. 21, 2026)

Team	No.	Record	Years
Saint John's	**31**	**46-27**	**1976, 1977, 1985, 1987, 1989, 1991, 1993, 1994, 1996, 1998, 1999, 2000, 2001, 2002, 2003, 2005, 2006, 2007, 2008, 2009, 2014, 2015, 2016, 2017, 2018, 2019, 2021, 2022, 2024, 2025, 2026**
Bethel	15	17-14	2000, 2001, 2003, 2006, 2007, 2010, 2012, 2013, 2018, 2021, 2022, 2023, 2024, 2025
Concordia	6	4-6	1986, 1988, 1995, 1997, 2004, 2005
St. Scholastica	5	0-5	2011, 2012, 2013, 2014, 2015
Macalester	1	0-1	2014
Augsburg	1	1-1	1997
Carleton	1	0-1	1992
Gustavus	1	0-1	1987
St. Olaf	1	0-1	1978

BEST WINNING PCT. (START OF 2026 SEASON)

**minimum 75 seasons, all divisions of college football*

	Team	Div.	W	L	T	Pct.	Seasons
1.	Ohio State	FBS	990^	336	53	.737	136
2.	Alabama	FBS	985	345	43	.733	131
	Notre Dame	FBS	972	341	42	.733	136
4.	Michigan	FBS	1,021	362	36	.732	146
5.	**Saint John's**	**III**	**702**	**260**	**24**	**.724**	**114**
6.	Oklahoma	FBS	960	351	53	.723	131
7.	Linfield	III	663	268	30	.706	110
8.	Texas	FBS	971	398	33	.704	133
9.	UW-Whitewater	III	661	273	21	.703	100
10.	Yale	FCS	952	396	55	.698	152
11.	Southern California	FBS	891	378	54	.694	132
12.	Penn State	FBS	950	418	41	.689	139
13.	Harvard	FCS	918	415	50	.682	150
	Mount Union	III	876	393	38	.682	128
15.	Nebraska	FBS	931	436	40	.676	136
	West Chester	II	641	303	17	.676	96
	Indiana (Pa.)	II	615	289	23	.676	95

^Ohio State voided all 12 of its wins from the 2010 season

On This Date in Johnnie Football History...

The Johnnies are 1-3 all-time on Nov. 28: 1901 vs. St. Thomas (W, 16-6); 1987 at Central, Iowa (L, 3-13); 1998 vs. UW-Eau Claire (L, 7-10); and 2015 at St. Thomas (L, 19-38).

1901 vs. St. Thomas @ Lexington Park (W, 16-6): This Saturday's game is the 125th anniversary of the first meeting of the first Johnnie-Tommie football game, which was 10 a.m. Thanksgiving Day on Nov. 28, 1901. SJU won that game, 16-6 at Lexington Park in St. Paul. At the time, St. Thomas was celebrating its 10th season of intercollegiate intramural football, whereas Saint John's was just completing its second season of organized varsity football. Constrained by university policy, only alumni and those permitted to leave Collegeville were able to attend the game in St. Paul. Nevertheless, the day belonged to Saint John's. Led by the program's originators, the "hay seeds" of Saint John's surprisingly defeated St. Thomas, 16-6 by scoring three touchdowns and one point-after-touchdown (PAT) kick. At the time, a touchdown was credited as five points, a drop kick four points and the after-touchdown kick one point. Due to the campus' rural location, Saint John's embraced the nickname of "hay seeds" and took the field donned with hay seeds in their caps. Halfback John O'Leary, guard John Thill and fullback Charles Houska led the way for the Johnnies, with Houska scoring two touchdowns. The fourth star for Saint John's in the upset victory was a freshman by the name of Ignatius Aloysius O'Shaughnessy, who carried the ball seven times for 76 yards. O'Shaughnessy was expelled later that semester and enrolled at UST, where he continued football and graduated, only to become an oil tycoon and the largest single benefactor/philanthropist to Catholic higher education.

1987 at Central, Iowa (L, 3-13): The Johnnies fell to the Central Dutch on a muddy afternoon on this date 39 years ago in Iowa. SJU couldn't get anything going offensively, managing just four first downs in the game and converting on just two of 16 third downs. Kicker Ryan Logan connected on a 22-yard field goal to give SJU a 3-0 lead with two minutes left in the first half, but Central scored two touchdowns in the fourth to earn the win.

1998 vs. UW-Eau Claire (L, 7-10): SJU's 1998 season came to an end in the quarterfinal round of the NCAA playoffs on this date 28 years ago. The Blugolds possessed the ball for 37:46 to the Johnnies' 22:14 in a game in which there were 10 combined fumbles between the two teams. SJU struck first with an 83-yard touchdown pass from Tom Linnemann to Roland Buller in the first quarter, but Eau Claire recovered an SJU fumble in the end zone later in the half to tie the game. The second half was scoreless until the Blugolds kicked the eventual game-winning field goal from 42 yards out with 9:10 remaining.

2015 at St. Thomas (L, 19-38): SJU ended its 2015 season in the second round of the NCAA Playoffs on this date 11 years ago at St. Thomas, which out-gained the Johnnies 243-49 on the ground and had the ball for 37:38 of the game. Defensively, UST earned a safety and forced three turnovers. The Tommies had the ball for 20:29 of the game's first 24:35 and built a 22-0 lead. Quarterback Nick Martin connected with tight end Nick Simon *(right)* for a 38-yard touchdown pass to erase the goose egg with 2:11 left in the first half. The touchdown was Simon's fourth in his last two games.



The momentum shift was short-lived, however, as Jack Gilliland returned the ensuing kickoff 76 yards down to the SJU 7-yard line. The Tommies' Jordan Roberts took it over from one yard out three plays later to give the home team a 29-7 lead. Roberts ended the day with 126 yards and three touchdowns on 33 carries. Martin left the game due to a concussion on the Johnnies' final possession of the first half. Quarterback Johnny Benson stepped in and finished with 114 yards passing, including a 10-yard touchdown to wide receiver Josh Bungum to end the scoring with 58 seconds to play. He was intercepted twice and sacked three times. All-American running back Sam Sura was held to 54 yards on 18 carries. His two-yard touchdown run early in the fourth quarter tied him with Matt Malmberg for SJU's all-time record of 48 career rushing touchdowns. SJU forced five punts and held UST to 105 yards of offense in the second half, including 19 in the third quarter alone.

2026 D3football.com Poll - Nov. 15

No.	School (1st-Place Votes)	Record	Votes	Prev.
1.	Wheaton, Ill. (16)	10-0	612	1
2.	UW-Whitewater (9)	10-0	605	2
3.	**Saint John's**	**10-0**	**561**	**3**
4.	UW-Platteville	9-1	547	5
5.	North Central, Ill.	9-1	543	4
6.	Endicott, Mass.	10-0	480	7
7.	Cortland State, N.Y.	10-0	454	9
8.	Washington, Mo.	10-0	446	8
9.	Baldwin Wallace, Ohio	10-0	418	11
10.	Mary Hardin-Baylor, Texas	9-1	399	13
11.	Hardin-Simmons, Texas	8-1	331	6
12.	Wartburg, Iowa	8-2	325	12
13.	Calvin, Mich.	10-0	319	15
14.	Bethel	8-2	284	14
15.	DePauw, Ind.	9-1	271	16
16.	Trinity, Texas	9-1	202	17
17.	Christopher Newport, Va.	9-1	194	10
18.	Susquehanna, Pa.	9-1	185	18
19.	Hope, Mich.	9-1	184	19
20.	Utica, N.Y.	9-1	168	21
21.	Linfield, Ore.	8-1	153	22
22.	Washington and Jefferson, Pa.	9-1	110	25
23.	John Carroll, Ohio	8-2	82	23
24.	Springfield, Mass.	9-1	63	---
25.	UW-River Falls	7-3	55	---

Others Receiving Votes: Hampden-Sydney 34, Salisbury 18, Concordia (Wis.) 10, Dickinson (Pa.) 10, UW-Stout 9, Chapman 9, Heidelberg 8, Montclair State 8, Rensselaer 6, Concordia-Moorhead 5, Merchant Marine 5, Rowan 4, Claremont-Mudd-Scripps 3, Wesleyan 3, Trinity (Conn.) 2.

2026 AFCA Poll - Nov. 16

No.	School (1st-Place Votes)	Record	Votes	Prev.
1.	Wheaton, Ill. (37)	10-0	1,305	1
2.	UW-Whitewater (16)	10-0	1,285	2
3.	**Saint John's**	**10-0**	**1,212**	**3**
4.	North Central, Ill.	9-1	1,154	4
5.	UW-Platteville	9-1	1,103	6
6.	Washington, Mo.	10-0	1,040	7
7.	Endicott, Mass.	10-0	994	9
8.	Cortland State, N.Y.	10-0	944	10
9.	Baldwin Wallace, Ohio	10-0	858	11
	Mary Hardin-Baylor, Texas	9-1	858	13
11.	Calvin, Mich.	10-0	716	14
12.	Wartburg, Iowa	8-2	676	12
13.	Hardin-Simmons, Texas	8-1	667	5
14.	Trinity, Texas	9-1	622	15
15.	DePauw, Ind.	9-1	530	17
16.	Bethel	8-2	521	16
17.	Susquehanna, Pa.	9-1	472	18
18.	Christopher Newport, Va.	9-1	447	8
19.	Hope, Mich.	9-1	389	19
20.	Springfield, Mass.	9-1	321	20
21.	Utica, N.Y.	9-1	300	22
22.	Linfield, Ore.	8-1	223	24
23.	John Carroll, Ohio	8-2	171	23
24.	Washington & Jefferson, Pa.	9-1	137	---
25.	Hampden-Sydney, Va.	9-1	97	---

Others Receiving Votes: Concordia (Wis.) 47, Dickinson (Pa.) 40, Concordia-Moorhead 22, UW-River Falls 12, Salisbury 11, Trinity (Conn.) 8, Montclair State 7, Franklin & Marshall 5, Lake Forest 5, U.S. Merchant Marine 5, Amherst 4, Wesleyan 4, Benedictine 3, Claremont-Mudd-Scripps 2, Monmouth (Ill.) 2, Bridgewater State 1, Chapman 1, Heidelberg 1, Illinois Wesleyan 1, Rensselaer 1, Ursinus 1.

SJU IN THE D3FOOTBALL.COM POLL

Saint John's has been ranked in D3football.com's top 25 in 150-consecutive polls (preseason, weeks 1-11, final). The last time the Johnnies were not ranked in the top 25 was in Week 3 of the 2014 season. The program has an average ranking of 7.87 since. Not counting the 2020-21 season that was ravaged by COVID-19, D3football.com has published 296 national polls since the ranking was established in 2003. SJU has been ranked in the top 25 in 241 of those, including 106 in the top five, 191 in the top 10 and 228 in the top 20.

SJU FOOTBALL BY DECADE

Decade	Record (Pct.)
1900's	15-14-0 (.517)
1910's	*did not compete*
1920's	12-40-4 (.250)
1930's	45-19-7 (.683)
1940's	33-23-3 (.585)
1950's	51-27-1 (.652)
1960's	65-21-3 (.747)
1970's	70-20-2 (.772)
1980's	71-25-2 (.735)
1990's	96-17-2 (.843)
2000's	107-19-0 (.849)
2010's	88-26-0 (.772)
2020's	60-8-0 (.882)

3 ACADEMIC ALL-AMERICANS

Three Saint John's University All-American graduates – defensive lineman **Zach Frank** '25, tight end **Joey Gendreau** '26 and wide receiver **Dylan Wheeler** '25 – were named to the College Sports Communicators (CSC) Academic All-America first team last season. The Academic All-America honor is the second-consecutive for Frank and Wheeler. SJU has now had 27 football Academic All-Americans over the last 22 seasons and 41 overall.

Active Career Leaders

Rushing Yards

1. Corey Bohmert (146 att.)	1,053
2. Wyatt McCabe (52 att.)	296
3. Sedric Melvin Jr. (45 att.)	285
4. Dylan Kirchner (38 att.)	253

Rushing Touchdowns

1. Corey Bohmert	12
2. Maverick Harper	4
3. Dylan Kirchner	3

Passing Yards (C-A-I-TD)

1. Trey Feeney (633-829-14-88)	7,406
2. Reece Dawson (27-29-0-6)	422

Receptions

1. Riley Schwellenbach	158
2. Thomas Jacobs	86
3. Corey Bohmert	63
4. Charlie Plum	49
5. Sam Nolan	33

Receiving Yards

1. Riley Schwellenbach	2,416
2. Thomas Jacobs	1,205
3. Charlie Plum	673
4. Corey Bohmert	510
5. Sam Nolan	275

Receiving Touchdowns

1. Riley Schwellenbach	22
2. Thomas Jacobs	14
3. Sam Nolan, Charlie Plum	8
5. Corey Bohmert, Tanner Davis, Andrew Harren	3

Yards from Scrimmage (Rushing+Receiving)

1. Riley Schwellenbach	2,416
2. Corey Bohmert	1,563
3. Thomas Jacobs	1,205

All-Purpose Yards (Rushing+Receiving+Returns)

1. Riley Schwellenbach	2,416
2. Corey Bohmert	1,584
3. Thomas Jacobs	1,205
4. Charlie Plum	604
5. Wyatt McCabe	528

Tackles

1. Aiden McMahon	269
2. Westin Hoyt	107
3. Peyton Goettlicher	104
4. Will Peroutka	97
5. Landon Danner	93

Tackles for Loss

1. Aiden McMahon	24.0
2. Charlie King	17.5
3. Landon Danner	16.0
4. Andrew Molenaar	9.5
5. Chandler Obering	8.5

Sacks

1. Charlie King	10.0
2. Aiden McMahon	9.5
3. Landon Danner	5.5
4. Andrew Molenaar	4.5
5. Andrew Lipke, Chandler Obering	4.0

Interceptions

1. Westin Hoyt	9
2. Mark Rogalski	6
3. Peyton Goettlicher, Will Peroutka	4
5. Aiden McMahon	2

8 ACADEMIC ALL-DISTRICT HONOREES

Eight Johnnies were named to the College Sports Communicators (formerly College Sports Information Directors of America, CoSIDA) Academic All-District IV men's football team in 2025: defensive lineman **Zach Frank** '25; wide receiver **Dylan Wheeler** '25; senior quarterback **Trey Feeney**; tight end **Joey Gendreau** '26; senior kicker/punter **Matt Hansen**; senior linebacker **Aiden McMahon**; junior safety **Will Peroutka**; and senior center **Barret Van Deun**. The academic distinction was the third-consecutive for Frank and Wheeler.

700 WINS

The 70-21 victory over St. Scholastica on Nov. 8, 2025 enabled Saint John's to become just the 56th college football team at any level to reach 700 wins and the sixth in Division III. The Johnnies already own DIII's best winning percentage (75+ seasons) and enters the 2026 season sixth in DIII history for wins. SJU begins the 2026 season 47 wins shy of Division I Minnesota, despite playing 28 fewer seasons.

Best NCAA Division III Record, By Wins (entering the 2026 season)

Rk.	*School*	*Yrs.*	*Won*	*Lost*	*Tied*	*Pct.*
1.	Mount Union, Ohio	129	879	399	38	.682
2.	Wittenberg, Ohio	131	809	384	31	.674
3.	Washington & Jefferson, Pa.	134	798	408	40	.657
4.	Widener, Del.	143	736	459	39	.612
5.	Wabash, Ind.	138	734	406	59	.637
6.	**Saint John's**	**114**	**702**	**260**	**24**	**.724**
7.	Williams, Mass.	139	681	407	47	.621
8.	Franklin & Marshall, Pa.	137	678	517	47	.565
9.	Central, Iowa	117	676	340	26	.661
10.	Amherst, Mass.	145	669	447	54	.595

Most Wins in Minnesota College Football History (entering the 2026 season)

	School	*W*	*L*	*T*	*Pct.*	*Seasons*
1.	Minnesota	749	553	44	.573	142
2.	**Saint John's**	**702**	**260**	**24**	**.724**	**114**
3.	St. Thomas	661	368	32	.638	120
4.	Minnesota-Duluth	579	287	24	.664	92
5.	Concordia-Moorhead	566	330	38	.626	107
6.	Gustavus Adolphus	540	382	21	.583	110
7.	MSU-Mankato	527	407	27	.562	99
8.	Carleton	513	509	25	.501	130
9.	St. Olaf	490	418	20	.539	107
10.	Winona State	486	523	32	.482	124

SJU's Milestone Wins

Date	*Win*	*Coach*	*Opponent*	*Result*
Sept. 10, 1949	100th	Joe Benda	vs. Bemidji State	W, 20-7
Dec. 11, 1965	200th	John Gagliardi	vs. Linfield (Ore.)*	W, 33-0
Oct. 3, 1981	300th	John Gagliardi	at Hamline	W, 31-19
Nov. 27, 1993	400th	John Gagliardi	at UW-La Crosse*	W, 47-25
Oct. 18, 2003	500th	John Gagliardi	vs. Augsburg	W, 63-9
Nov. 22, 2014	600th	Gary Fasching	vs. St. Scholastica*	W, 35-7
Nov. 8, 2025	**700th**	**Gary Fasching**	**vs. St. Scholastica**	**W, 70-21**

**denotes NCAA playoff game*

NOLAN & GOOD WORKS



Saint John's senior wide receiver **Sam Nolan** (Lakeville, Minn./North) was one of 22 student-athletes across all divisions of college football named to the 2026 Allstate American Football Coaches Association (AFCA) Good Works Team on Tuesday, Sept. 15.

The 2026 season marks the 35th anniversary of the award, which was established in 1992 to recognize a select group of college football players who have made a commitment to service and enriching the lives of others. Nolan is one of five honorees from the NCAA Division III level – joining offensive lineman Jaegar Ash of Bethel, offensive lineman Troy Mrukowski of John Carroll (Ohio), defensive back Peyton Ritzert of Central (Iowa) and linebacker Browning Trainer of Johns Hopkins (Md.).

Nolan is the 10th Johnnie to be named to the Allstate AFCA Good Works Team and the ninth in the last 10 seasons - joining wide receiver **Dylan Wheeler** '26, linebacker **Jake Schwinghammer** '25, wide receiver **Jimmy Buck** '23, defensive lineman **Michael Wozniak** '22, quarterback **Chris Backes** '21, offensive lineman **Ben Bartch** '20, quarterback **Jackson Erdmann** '19 and wide receiver **Will Gillach** '19. Defensive end **Kevin McNamara** '07 was the first SJU student-athlete to receive the honor in 2006.



A biology major (pre-medicine emphasis) with a 3.82 GPA, Nolan is a two-time Academic All-MIAC honoree (minimum 3.5 GPA). He appeared in six games for SJU last fall and caught three passes for 35 yards. Off the field, Nolan joined the SJU Faith Prison Ministry program on campus last spring and will continue as part of the group going forward. Prison Ministry occurs every Monday night from 6:15-9:30 p.m., though students are generally scheduled every-other week. A few students meet with a priest from the monastery on campus and go to the nearby St. Cloud (Minn.) Prison to celebrate Mass with inmates and engage with them before and after the service.

Nolan volunteered as a confirmation teacher during the 2025-26 academic year at St. Joseph Catholic Church in St. Joseph (Minn.). He helped with large-group activities for high school students and was personally responsible for teaching the ninth-grade boys' small group, which he plans to continue doing for the next two years until they are confirmed. Nolan met with the group every other Sunday for three hours (5:30-8:30 p.m.), as well as a nine-hour retreat on a Saturday.



He embarked on a service trip to Chicago through SJU Faith for a week over spring break in March 2025. The trip involved serving people experiencing homeless, poverty and incarceration. Nolan worked at soup kitchens *(left)*, employment centers for those experiencing homelessness, prison ministry and food shelves.

Nolan traveled to Denver for a service trip with SJU Faith over spring break as a freshman in March 2024. Similar to the Chicago service trip, the Denver trip focused on serving people experiencing homelessness and poverty. He worked at soup kitchens, food shelves and homeless shelters.

He serves on SJU's Student-Athlete Advisory Committee (SAAC) during the 2026-27 academic year (and 2027-28, as he expects to exercise his fifth year due to a medical hardship). SJU's SAAC plans service and awareness events such as the Kids Fighting Hunger meal-packing drive, Special Olympics, Folds of Honor, Walk a Mile in Her Shoes and coat drives on campus.

This fall, Nolan takes over from fellow wideout **Dylan Wheeler** '26, a 2025 Allstate AFCA Good Works Team member, and his efforts to raise money for Folds of Honor to provide academic scholarships for the children and spouses of America's fallen or disabled military members and first responders.

He is also in his fourth year raising money for St. Jude Children's Research Hospital Club as a member of the SJU football team. He and teammate **Andrew Molenaar** will be the team leaders to rase money for Tackle Cancer, which benefits the Randy Shaver Cancer Research and Community Fund, this fall. The Johnnies raised $32,000 for St. Jude's last fall to raise their total to over $388,000 in 10 years supporting the organization. In all, the program has raised over $192,000 for Tackle Cancer over the last 12 seasons.

Nolan is a member of the CSB+SJU Special Olympics club on campus. He joined the club this past spring for track & field and plans to continue to volunteer with Special Olympics with flag football, basketball and track.

In high school, Nolan went on three mission trips with his church, the Church of the Risen Savior Catholic Church in Burnsville, Minn., in the summers prior to his junior, senior and freshman (college) years. Each mission trip – to Leech Lake Native American Reservation, Denver and Savannah, Ga. – was at least a weeklong and focused on serving populations experiencing homelessness and poverty, or the elderly. Activities included painting houses or helping with home renovations, working at soup kitchens or food pantries, volunteering at day cares for kids experiencing poverty and organizing/helping ship clothes at donation centers. He also served as a confirmation teacher as a junior and senior in high school.

HAPPY AT HOME

The Johnnie football program is 382-101-13 (.783) all-time at Saint John's Field/Clemens Stadium (est. 1997), including a 29-7 record (.806) in the NCAA Division III Playoffs. In its last 233 games dating back to the 1987 season, SJU has a record of 204-29 (.876) in Collegeville.

2026 – SJU'S SCORING DRIVES

Team (Date)	Plays-Yds.	Span	Qtr.	Clock	Down-Dist.	Scoring Play
UW-La Crosse (9/5/26)	8-80	3:50	1	8:21	1-10	Riley Schwellenbach 35-yard pass from Trey Feeney (Hansen kick)
UW-La Crosse	14-83	6:12	2	12:43	4-G	Matt Hansen 21-yard field goal
UW-La Crosse	6-58	1:02	2	0:09	1-G	Charlie Plum 6-yard pass from Trey Feeney (Hansen kick)
UW-La Crosse	10-93	4:45	4	4:50	3-G	Andrew Harren 6-yard pass from Trey Feeney (Hansen kick)
Hamline (9/19/26)	6-63	2:09	1	9:04	1-G	Charlie Plum 6-yard pass from Trey Feeney (Hansen kick
Hamline	---	---	1	8:43	1-10 (Opp.)	Westin Hoyt 45-yard interception return (Hansen kick)
Hamline	8-49	3:35	1	3:26	1-10	Sedric Melvin Jr. 11-yard run (Hansen kick)
Hamline	4-62	2:01	2	11:33	1-G	Riley Schwellenbach 5-yard pass from Trey Feeney (Hansen kick)
Hamline	8-69	3:23	2	7:05	1-G	Riley Schwellenbach 10-yard pass from Trey Feeney (Hansen kick)
Hamline	6-62	2:20	2	0:29	2-5	Sam Nolan 10-yard pass from Trey Feeney (Hansen kick)
Hamline	6-65	3:08	3	11:52	1-G	Thomas Jacobs 10-yard pass from Trey Feeney (Hansen kick)
Hamline	1-3	0:04	3	10:01	1-G	Tanner Davis 3-yard pass from Trey Feeney (Hansen kick)
Hamline	6-67	2:06	3	5:33	3-8	Griffin Murray 48-yard pass from Reece Dawson (Hansen kick)
Hamline	4-76	2:08	3	2:10	1-10	Dylan Kirchner 49-yard run (Hansen kick)
Hamline	11-82	6:54	4	8:59	2-G	Andrew Schaffer 4-yard pass from Reece Dawson (Sievers kick)
at Augsburg (9/26/26)	---	---	1	14:46	---	Griffin Murray 93-yard kick return (Hansen kick)
at Augsburg	8-61	3:51	1	3:36	1-G	Sam Nolan 2-yard pass from Trey Feeney (Hansen kick)
at Augsburg	---	---	1	1:21	4-7 (Opp.)	Charlie King recovered blocked punt in end zone (Hansen kick)
at Augsburg	2-21	0:37	1	0:28	1-G	Sam Nolan 7-yard pass from Trey Feeney (Hansen kick)
at Augsburg	4-40	2:00	2	12:51	1-G	Tanner Davis 10-yard pass from Trey Feeney (Hansen kick)
at Augsburg	7-70	3:40	2	5:24	1-G	Corey Bohmert 2-yard run (Hansen kick)
at Augsburg	6-45	1:53	2	1:18	3-7	Thomas Jacobs 25-yard pass from Trey Feeney (Hansen kick)
at Augsburg	4-27	2:25	3	7:41	2-G	Dylan Kirchner 1-yard run (Hansen kick)
at Augsburg	---	---	3	1:39	1-10 (Opp.)	Safety (Carter Johnson tackled in end zone by Braden Sotis)
at Augsburg	8-57	5:13	4	11:20	2-13	E.J. Hosty 20-yard pass from Reece Dawson (Hansen kick)
at Augsburg	4-53	1:50	4	6:52	1-G	Maverick Harper 7-yard run (Hansen kick)
Bethel (10/3/26)	6-44	3:13	1	10:19	1-G	Corey Bohmert 4-yard pass from Trey Feeney (Hansen kick)
Bethel	10-84	5:29	2	14:20	2-4	Thomas Jacobs 9-yard pass from Trey Feeney (Hansen kick)
Bethel	11-75	6:01	2	6:53	1-G	Andrew Harren 1-yard pass from Trey Feeney (Hansen kick)
Bethel	6-57	3:24	3	11:29	1-10	Thomas Jacobs 11-yard pass from Trey Feeney (Hansen kick)
Bethel	9-91	5:26	3	0:11	3-5	Charlie Plum 42-yard pass from Trey Feeney (Hansen kick)
Bethel	3-46	1:28	4	7:07	1-10	Thomas Jacobs 26-yard pass from Trey Feeney (Hansen kick)
at Macalester (10/10/26)	4-80	1:58	1	8:24	1-10	Thomas Jacobs 24-yard pass from Trey Feeney (Hansen kick)
at Macalester	5-55	2:24	2	14:55	2-G	Corey Bohmert 2-yard run (Hansen kick blocked)
at Macalester	9-79	4:17	2	8:27	1-G	Sam Nolan 4-yard pass from Trey Feeney (Hansen kick)
at Macalester	4-63	1:37	2	1:59	1-10	Riley Schwellenbach 17-yard pass from Trey Feeney (Hansen kick)
at Macalester	4-50	1:54	3	11:06	1-G	Thomas Jacobs 10-yard pass from Trey Feeney (Hansen kick)
at Macalester	7-44	3:37	3	5:30	2-G	Thomas Jacobs 4-yard pass from Trey Feeney (Hansen kick)
at Macalester	7-44	3:27	3	1:05	3-G	Sam Nolan 5-yard pass from Trey Feeney (Hansen kick)
at Macalester	5-58	2:01	4	10:58	1-G	Sam Nolan 5-yard pass from Trey Feeney (Hansen kick)
at Macalester	9-80	5:26	4	2:15	1-G	Tanner Davis 7-yard pass from Reece Dawson (Hansen kick)
Concordia (10/17/26)	8-48	3:45	1	11:09	4-7	Matt Hansen 39-yard field goal
Concordia	9-75	4:46	1	2:14	2-G	Corey Bohmert 2-yard run (Hansen kick)
Concordia	7-60	0:34	2	0:00	3-G	Matt Hansen 27-yard field goal
Concordia	10-99	4:30	3	5:31	2-10	Thomas Jacobs 19-yard pass from Trey Feeney (Hansen kick failed)
Concordia	1-69	0:13	4	9:05	1-10	Riley Schwellenbach 69-yard pass from Trey Feeney (Hansen kick)
Concordia	7-32	2:19	4	0:58	3-G	Corey Bohmert 1-yard run (Hansen kick)
at Carleton (10/24/26)	6-75	2:51	1	12:09	1-10	Riley Schwellenbach 13-yard pass from Trey Feeney (Hansen kick)
at Carleton	9-90	5:42	1	0:33	1-10	Thomas Jacobs 11-yard pass from Trey Feeney (Hansen kick)
at Carleton	7-80	3:43	2	11:05	3-G	Sedric Melvin Jr. 1-yard run (Hansen kick)
at Carleton	12-78	5:52	2	0:29	3-2	Thomas Jacobs 5-yard pass from Trey Feeney (Hansen kick)
at Carleton	3-58	0:49	3	10:21	1-G	Cade Berg 10-yard pass from Trey Feeney (Hansen kick)
at Carleton	12-83	6:21	3	0:46	4-5	Charlie Plum 14-yard pass from Trey Feeney (Hansen kick)
at Carleton	10-75	5:21	4	6:10	3-10	Wyatt McCabe 15-yard pass from Trey Feeney (Hansen kick)
Gustavus (10/31/26)	8-74	3:35	1	2:29	1-G	Riley Schwellenbach 9-yard pass from Trey Feeney (Hansen kick)
Gustavus	5-79	2:48	2	10:10	1-G	Sedric Melvin Jr. 3-yard pass from Trey Feeney (Hansen kick)
Gustavus	7-36	3:55	2	5:14	4-14	Matt Hansen 35-yard field goal
Gustavus	12-60	6:12	3	7:39	3-9	Riley Schwellenbach 11-yard pass from Trey Feeney (Hansen kick)
Gustavus	6-16	3:30	4	5:23	4-15	Matt Hansen 39-yard field goal
at St. Scholastica (11/7/26)	4-57	2:09	1	4:01	1-10	Charlie Plum 30-yard pass from Trey Feeney (Hansen kick)
at St. Scholastica	6-50	2:21	2	14:06	2-10	Thomas Jacobs 12-yard pass from Trey Feeney (Hansen kick)
at St. Scholastica	9-47	4:07	2	7:49	2-G	Sedric Melvin Jr. 1-yard run (Hansen kick)
at St. Scholastica	15-90	5:05	2	0:26	4-1	Sedric Melvin Jr. 13-yard run (Hansen kick)
at St. Scholastica	2-80	0:49	3	4:56	2-13	Charlie Plum 83-yard pass from Trey Feeney (Hansen kick)
at St. Scholastica	3-41	1:34	4	14:57	1-G	Riley Schwellenbach 7-yard pass from Trey Feeney (Hansen kick)
at St. Scholastica	3-71	2:06	4	10:07	1-G	Thomas Jacobs 6-yard pass from Trey Feeney (Hansen kick)
at St. Scholastica	4-37	2:13	4	5:21	1-G	Wyatt McCabe 4-yard run (Hansen kick)
vs. St. Olaf (11/14/26)	10-87	4:14	1	7:13	1-10	Thomas Jacobs 11-yard pass from Trey Feeney (Hansen kick)
vs. St. Olaf	9-66	4:24	1	0:26	2-3	Sam Nolan 6-yard pass from Trey Feeney (Hansen kick)
vs. St. Olaf	5-65	2:40	2	11:25	3-6	Charlie Plum 47-yard pass from Trey Feeney (Hansen kick)
vs. St. Olaf	5-49	2:06	2	8:28	3-6	Riley Schwellenbach 25-yard pass from Trey Feeney (Hansen kick)
vs. St. Olaf	6-53	1:32	2	4:42	3-G	Sam Nolan 6-yard pass from Trey Feeney (Hansen kick)
vs. St. Olaf	8-65	0:49	2	0:01	3-G	Riley Schwellenbach 7-yard pass from Trey Feeney (Hansen kick)
vs. St. Olaf	6-69	3:18	4	9:28	1-10	Griffin Murray 20-yard pass from Reece Dawson (Hansen kick)

2026 – SJU'S SCORING DRIVES ALLOWED

Team (Date)	Plays-Yds.	Span	Qtr.	Clock	Down-Dist.	Scoring Play
UW-La Crosse (9/5/26)	9-75	2:43	1	12:17	3-G	Braden Ott 2-yard run (Pratt kick)
UW-La Crosse	13-64	5:37	2	4:36	4-8	Maddox Pratt 34-yard field goal
UW-La Crosse	14-65	4:51	3	8:10	4-13	Maddox Pratt 44-yard field goal
UW-La Crosse	8-75	2:02	4	2:44	3-5	Calahan Miles 8-yard pass from Kyle Haas (Miles pass from Haas)
Bethel (10/3/26)	16-75	5:26	1	4:53	4-G	Aiden Eckert 3-yard pass from Cooper Drews (Bengston kick)
Bethel	10-58	2:56	3	8:33	4-G	Zach Bengston 28-yard field goal
Bethel	9-87	2:36	4	1:41	3-10	David Geebli 27-yard pass from Cooper Drews (Rundell run failed)
at Macalester (10/10/26)	10-65	5:59	1	2:25	4-G	Andrew Wetherill 27-yard field goal
at Macalester	10-69	1:54	2	0:05	4-G	Andrew Wetherill 23-yard field goal
Concordia (10/17/26)	7-75	4:09	1	7:00	1-10	Jed Klang 27-yard pass from Jax Mattern (Druley kick)
Concordia	6-40	3:30	2	6:35	2-G	Nick Walter 2-yard run (Druley kick)
Concordia	12-69	4:21	2	0:35	4-6	Jed Klang 29-yard pass from Nick Walter (Druley kick failed)
Concordia	5-15	1:54	4	9:23	4-10	Mitchell Druley 37-yard field goal
at Carleton (10/24/26)	12-64	4:35	2	6:30	4-10	Matt Geivett 28-yard field goal
at Carleton	7-75	4:15	4	11:31	2-G	Evan Olds 1-yard run (Geivett kick)
Gustavus (10/31/26)	10-61	3:55	1	6:06	4-5	Jack Sieben 37-yard field goal
at St. Scholastica (11/7/26)	6-46	2:28	1	10:53	3-G	Elijah Adzimahe 3-yard run (Schroeder kick failed)

2026 – SCORING DRIVE SUPERLATIVES

	Saint John's	Opponent
Most Plays/Result	15, at St. Scholastica (TD)	16, vs. Bethel (TD)
Most Yards/Result	99, vs. Concordia (TD)	87, vs. Bethel (TD)
Most Time/Result	6:54, vs. Hamline (TD)	5:59, at Macalester (FG)

2026 – GAME-BY-GAME LEADERS

Game	Passing	Rushing	Receiving	Tackles	Sacks
UW-La Crosse	Trey Feeney (36-51, 386 yds, 3 TD)	Corey Bohmert (14 att, 59 yds, 0 TD)	Thomas Jacobs (7 rec, 96 yds, 0 TD)	Vince Pyne (7-4-11)	Andrew Lipke (1.5/9)
Hamline	Trey Feeney (29-34, 302 yds, 6 TD)	Dylan Kirchner (2 att, 58 yds, 1 TD)	Thomas Jacobs (5 rec, 80 yds, 1 TD)	Andrew Molenaar (3-2-5)	Landon Danner (0.5/5)
at Augsburg	Trey Feeney (24-34, 268 yds, 4 TD)	Kyle Tracy (1 att, 35 yds, 0 TD)	Tanner Davis (5 rec, 121 yds, 1 TD)	Andrew Molenaar (2-6-8)	Teddy Wackman (1.0/7)
Bethel	Trey Feeney (38-43, 355 yds, 6 TD)	Corey Bohmert (13 att, 54 yds, 0 TD)	Thomas Jacobs (7 rec, 82 yds, 3 TD)	Andrew Molenaar (1-8-9)	Charlie King (3.0/21)
at Macalester	Trey Feeney (37-42, 483 yds, 7 TD)	Maverick Harper (1 att, 12 yds, 0 TD)	Thomas Jacobs (10 rec, 169 yds, 3 TD)	Andrew Molenaar (2-6-8)	---
Concordia	Trey Feeney (35-51, 473 yds, 2 TD)	Corey Bohmert (13 att, 50 yds, 2 TD)	R. Schwellenbach (15 rec, 245 yds, 1 TD)	Aiden McMahon (4-9-13)	Andrew Molenaar (1.0/9)
at Carleton	Trey Feeney (51-58, 531 yds, 6 TD)	Corey Bohmert (1 att, 23 yds, 0 TD)	R. Schwellenbach (6 rec, 126 yds, 1 TD)	Aiden McMahon (6-1-7)	Charlie King (1.0/19)
Gustavus Adolphus	Trey Feeney (36-47, 401 yds, 3 TD)	Corey Bohmert (12 att, 59 yds, 0 TD)	R. Schwellenbach (10 rec, 164 yds, 2 TD)	Aiden McMahon (8-1-9)	Landon Danner (1.0/2)
at St. Scholastica	Trey Feeney (31-40, 441 yds, 5 TD)	Sedric Melvin Jr. (16 att, 139 yds, 2 TD)	Charlie Plum (6 rec, 157 yds, 2 TD)	Aiden McMahon (3-5-8)	Lipke/Bendickson (1.0/9)
vs. St. Olaf	Trey Feeney (35-43, 414 yds, 6 TD)	Corey Bohmert (7 att, 32 yds, 0 TD)	R. Schwellenbach (10 rec, 115 yds, 2 TD)	Aiden McMahon (2-5-7)	Charlie King (1.5/11)

2026 – SAINT JOHN'S IN THE RED ZONE

Game	In RZ	xScored	Pts.	TDs	Rush TD	Pass TD	FG Made	FG Miss	Downs	Int.	Fumb.	Half	Game
UW-La Crosse	4	3	17	2	0	2	1	0	1	0	0	0	0
Hamline	9	8	56	8	1	7	0	0	0	0	0	1	0
at Augsburg	9	7	49	7	3	4	0	0	2	0	0	0	0
Bethel	4	4	28	4	0	4	0	0	0	0	0	0	0
at Macalester	8	8	55	8	1	7	0	0	0	0	0	0	0
Concordia	6	5	26	3	2	1	2	1	0	0	0	0	0
at Carleton	7	7	49	7	1	6	0	0	0	0	0	0	0
Gustavus Adolphus	7	5	27	3	0	3	2	0	1	1	0	0	0
at St. Scholastica	6	6	42	6	3	3	0	0	0	0	0	0	0
vs. St. Olaf	6	5	35	5	0	5	0	0	1	0	0	0	0
TOTALS (87.9%)	**66**	**58**	**384**	**53**	**11**	**42**	**5**	**1**	**5**	**1**	**0**	**1**	**0**

2026 – OPPONENTS IN THE RED ZONE

Game	In RZ	xScored	Pts.	TDs	Rush TD	Pass TD	FG Made	FG Miss	Downs	Int.	Fumb.	Half	Game
UW-La Crosse	3	3	18	2	1	1	1	0	0	0	0	0	0
Hamline	0	0	0	0	0	0	0	0	0	0	0	0	0
at Augsburg	0	0	0	0	0	0	0	0	0	0	0	0	0
Bethel	2	2	10	1	0	1	1	0	0	0	0	0	0
at Macalester	2	2	6	0	0	0	2	0	0	0	0	0	0
Concordia	2	2	10	1	1	0	1	0	0	0	0	0	0
at Carleton	2	2	10	1	1	0	1	0	0	0	0	0	0
Gustavus Adolphus	3	1	3	0	0	0	1	0	2	0	0	0	0
at St. Scholastica	2	1	6	1	1	0	0	0	1	0	0	0	0
vs. St. Olaf	1	0	0	0	0	0	0	0	1	0	0	0	0
TOTALS (76.5%)	**17**	**13**	**63**	**6**	**4**	**2**	**7**	**0**	**4**	**0**	**0**	**0**	**0**

SCORING DRIVE ANALYSIS

	Saint John's		Opponent	
Game	**TD**	**FG**	**TD**	**FG**
No Drive	3	---	---	---
Negative Yards	---	---	---	---
0-9	1	---	---	---
10-19	---	1	---	1
20-29	3	---	---	---
30-39	2	1	---	---
40-49	10	1	2	---
50-59	12	---	---	1
60-69	14	1	2	5
70-79	11	1	5	---
80-89	9	1	1	---
90-99	4	---	---	---

GAME-OPENING DRIVES

	Saint John's			Opponents		
Game	**Pts.**	**1stD**	**Yds.**	**Pts.**	**1stD**	**Yds.**
UW-La Crosse	7	4	80	7	4	75
Hamline	7	3	63	0	1	18
at Augsburg	0	3	76	0	0	5
Bethel	7	3	44	0	0	-4
at Macalester	0	0	8	0	1	16
Concordia	3	2	48	7	4	75
at Carleton	7	5	75	0	0	-7
Gustavus Adolphus	0	3	61	3	2	61
at St. Scholastica	0	0	0	0	3	-4
vs. St. Olaf	7	5	87	0	1	19

2ND-HALF OPENING DRIVES

	Saint John's			Opponents		
Game	**Pts.**	**1stD**	**Yds.**	**Pts.**	**1stD**	**Yds.**
UW-La Crosse	0	1	16	3	4	65
Hamline	7	3	65	0	0	-3
at Augsburg	0	1	18	0	0	5
Bethel	7	3	57	3	3	58
at Macalester	7	2	50	0	0	-1
Concordia	0	1	35	0	0	-15
at Carleton	7	2	58	0	1	-5
Gustavus Adolphus	7	5	60	0	0	3
at St. Scholastica	0	2	15	0	0	2
vs. St. Olaf	0	4	58	0	2	30

2026 - EXPLOSIVE PLAYS (20+ YARDS)

Player	**No.**	**TD**	**R**	**P**	**KR**	**PR**	**IR**	**FR**
Riley Schwellenbach	15	3	--	15	--	--	--	--
Thomas Jacobs	14	2	--	14	--	--	--	--
Charlie Plum	10	4	--	10	--	--	--	--
Griffin Murray	9	3	--	4	4	1	--	--
Cade Berg	3	--	--	3	--	--	--	--
Corey Bohmert	3	--	2	1	--	--	--	--
Tanner Davis	3	--	--	3	--	--	--	--
Dylan Kirchner	3	1	3	--	--	--	--	--
Wyatt McCabe	2	--	1	1	--	--	--	--
Sedric Melvin Jr.	2	--	2	--	--	--	--	--
Sam Nolan	2	--	--	2	--	--	--	--
Mark Rogalski	2	--	--	--	--	--	2	--
Andrew Harren	1	--	--	1	--	--	--	--
E.J. Hosty	1	--	--	1	--	--	--	--
Westin Hoyt	1	1	--	--	--	--	1	--
Logan Johnson	1	--	--	1	--	--	--	--
Isaiah Kelly	1	--	--	--	--	--	1	--
Hugo Lohmann	1	--	--	1	--	--	--	--
Kyle Tracy	1	--	1	--	--	--	--	--

TOTAL: 75 (14 TD)
Rushing: 9 (1 TD)
Passing: 57 (11 TD)
Kickoff Returns: 4 (1 TD)
Punt Returns: 1 (0 TD)
Interception Returns: 4 (1 TD)
Blocked Kick/Fumble Returns: 0 (0 TD)

2026 - LONGEST PLAYS OF THE YEAR

Rush: 49, Dylan Kirchner vs. Hamline (Sept. 19)
Pass Reception: 83, Charlie Plum at St. Scholastica (Nov. 7)
Kickoff Return: 93, Griffin Murray at Augsburg (Sept. 26)
Punt Return: 34, Griffin Murray vs. Hamline (Sept. 19)
Interception Return: 45, Westin Hoyt vs. Hamline (Sept. 19)
Blocked Kick/Fumble Return: 0, Charlie King at Augsburg (Sept. 26)
Punt: 61, Matt Hansen vs. Bethel (Oct. 3)
Field Goal: 39, Matt Hansen vs. Concordia (Oct. 17)/vs. Gustavus Adolphus (Oct. 31)

2026 - TRACKING THE TURNOVERS

Takeaways (17)	**Qtr.**	**SJU Result**
INT - Hamline (Hoyt)	1st	TD*
INT - Hamline (Rogalski)	1st	INT
INT - Hamline (Goettlicher)	2nd	TD
INT - Augsburg (Kelly)	1st	TD
INT - Augsburg (Peroutka)	2nd	TD
FUM - Augsburg (Lipke/Wallace)	3rd	TD
INT - Macalester (Pyne)	2nd	TD
INT - Macalester (Hoyt)	3rd	TD
FUM - Macalester (McMahon/Molenaar)	4th	TD
INT - Concordia (Peroutka)	4th	TD
INT - Concordia (Rogalski)	4th	End of Game
INT - Gustavus Adolphus (Goettlicher)	2nd	Downs
INT - Gustavus Adolphus (Rogalski)	4th	FG
INT - St. Scholastica (Rogalski)	1st	TD
INT - St. Scholastica (Hoyt)	3rd	Punt
INT - St. Olaf (Peroutka)	1st	TD
INT - St. Olaf (McMahon)	2nd	TD

TOTAL: 17 takeaways for 87 points (13-for-17 scoring)

**takeaway was returned for a touchdown*

Turnovers (10)	**Qtr.**	**Opp. Result**
INT - UW-La Crosse (Ott)	2nd	Downs
INT - Hamline (Watson)	1st	Punt
INT - Augsburg (Sherwood)	3rd	Fumble
INT - Concordia (K. Mages)	2nd	TD
FUM - Concordia (K. Mages/Anderson)	4th	FG
INT - Gustavus Adolphus (C. Bartnes)	1st	FG
INT - Gustavus Adolphus (Swansson)	3rd	Downs
INT - St. Scholastica (Johnson)	1st	TD
FUM - St. Scholastica (Flaa/Larson)	3rd	INT
FUM - St. Olaf (Follman)	2nd	Downs

TOTAL: 10 turnovers for 19 points (4-for-10 scoring)

QUARTER SCORING ANALYSIS

SJU - Game	**1Q**	**2Q**	**3Q**	**4Q**	**TOT**
UW-La Crosse	7	10	0	7	24
Hamline	21	21	28	7	77
at Augsburg	28	21	9	14	72
Bethel	7	14	14	7	42
at Macalester	7	20	21	14	62
Concordia	10	3	6	14	33
at Carleton	14	14	14	7	49
Gustavus Adolphus	7	10	7	3	27
at St. Scholastica	7	21	7	21	56
vs. St. Olaf	14	28	0	7	49
TOTAL	**94**	**141**	**97**	**87**	**419**

Opponent - Game	**1Q**	**2Q**	**3Q**	**4Q**	**TOT**
UW-La Crosse	7	3	3	8	21
Hamline	0	0	0	0	0
at Augsburg	0	0	0	0	0
Bethel	7	0	3	6	16
at Macalester	3	3	0	0	6
Concordia	7	13	0	3	23
at Carleton	0	3	0	7	10
Gustavus Adolphus	3	0	0	0	3
at St. Scholastica	6	0	0	0	6
vs. St. Olaf	0	0	0	0	0
TOTAL	**33**	**25**	**6**	**24**	**85**

When Saint John's Has the Ball

Saint John's Offense

WR	4	Riley Schwellenbach, Sr. (5-9, 160)
WR	6	Thomas Jacobs, Sr. (5-10, 175)
LT	78	Michael Bougie, Sr. (6-5, 310)
LG	71	Thomas Graves, Jr. (6-3, 290)
C	51	Barrett Van Deun, Sr. (6-1, 285)
RG	72	Jacob Lopau, Jr. (6-7, 305)
RT	77	Mikey Oftedahl, Jr. (6-2, 305)
TE	88	Charlie Plum, Sr. (6-4, 240)
WR	10	Sam Nolan, Sr. (6-0, 190)
QB	1	Trey Feeney, Sr. (6-3, 205)
RB	8	Corey Bohmert, Sr. (5-10, 185)

Hanover Defense

DE	7	Owen Lecher, So. (6-3, 215)
DT	95	Hosia Smith, Jr. (6-0, 245)
DT	52	Colton Roth, Sr. (6-0, 260)
DE	90	Keetan Burcham-Jones, Jr. (6-0, 215)
LB	13	Axel Conover, Jr. (5-10, 200)
LB	35	Jason Gyebi, So. (5-11, 210)
LB	3	George Marten, Sr. (6-0, 190)
CB	1	Saadiq Pasha, Sr. (5-10, 165)
SS	28	Brian Wall, Jr. (6-2, 175)
FS	2	Cole Shively, So. (6-0, 180)
CB	5	Kane Powell-Smith, So. (6-0, 170)

Saint John's Special Teams

K	90	Matt Hansen, Sr. (5-11, 150)
P	90	Matt Hansen, Sr. (5-11, 150)
LS	2	Nolan Dumonceaux, Jr. (6-1, 200)
H	38	Nick Buboltz, So. (6-1, 220)
KR	17	Griffin Murray, So. (6-0, 185)
PR	20	Hudson Poole, Jr. (5-10, 165)

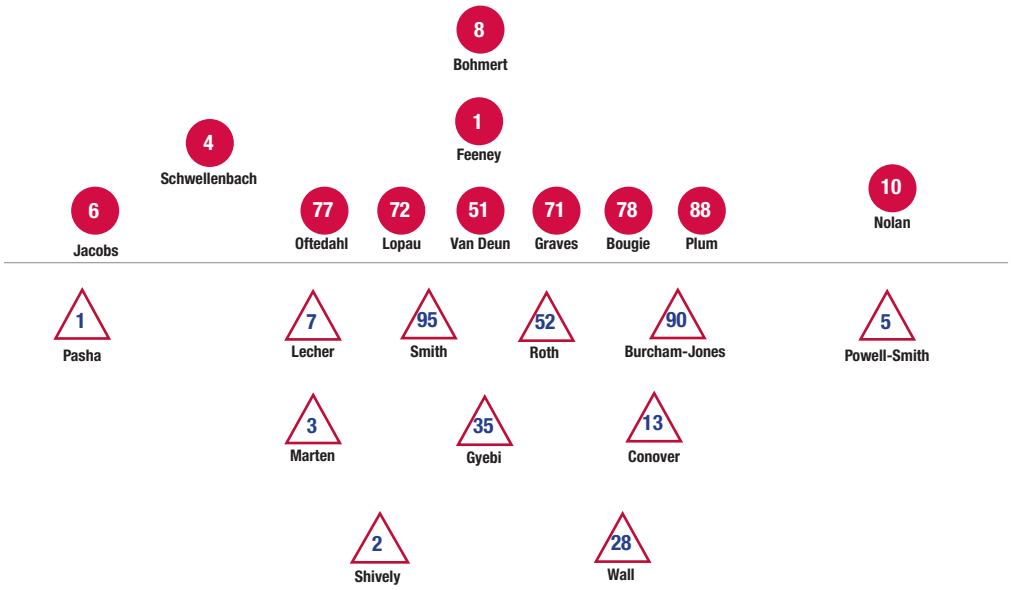

When Hanover Has the Ball

Hanover Offense

WR	7	DJ Grinter, Jr. (5-9, 165)
WR	5	Preston Kempf, So. (5-10, 175)
LT	58	Quinn Steed, So. (6-2, 265)
LG	65	Ben Purciful, Sr. (5-11, 260)
C	77	Josh Jones, So. (5-11, 280)
RG	64	David Halloway, Jr. (6-2, 300)
RT	63	Owen Kruse, Jr. (6-2, 260)
WR	9	Clark Rexroat, Jr. (5-9, 170)
WR	4	James Brink, Fr. (6-0, 180)
QB	17	Eian Roudebush, Sr. (6-0, 200)
RB	19	Josh Williams, So. (5-10, 195)

Saint John's Defense

DE	5	Landon Danner, Jr. (6-2, 215)
DT	92	Chandler Obering, Sr. (6-4, 285)
DT	97	Grady Minnerath, Jr. (6-1, 270)
OLB	15	Charlie King, Jr. (6-6, 265)
ILB	8	Peyton Goettlicher, Jr. (5-11, 190)
ILB	44	Andrew Molenaar, Sr. (6-0, 225)
OLB	23	Aiden McMahon, Sr. (6-1, 220)
CB	9	Westin Hoyt, Jr. (6-1, 200)
S	0	Mark Rogalski, Jr. (6-0, 205)
S	4	Will Peroutka, Jr. (5-11, 175)
CB	7	Vincent Pyne, Sr. (6-0, 185)

Hanover Special Teams

K	26	John Tally, So. (5-10, 165)
P	43	Nick Stoner, So. (5-10, 175)
LS	4	Cannon Brunes, Jr. (5-9, 215)
KR	9	Clark Rexroat, Jr. (5-9, 170)
	5	Preston Kempf, So. (5-10, 175)
PR	9	Clark Rexroat, Jr. (5-9, 170)
	5	Preston Kempf, So. (5-10, 175)

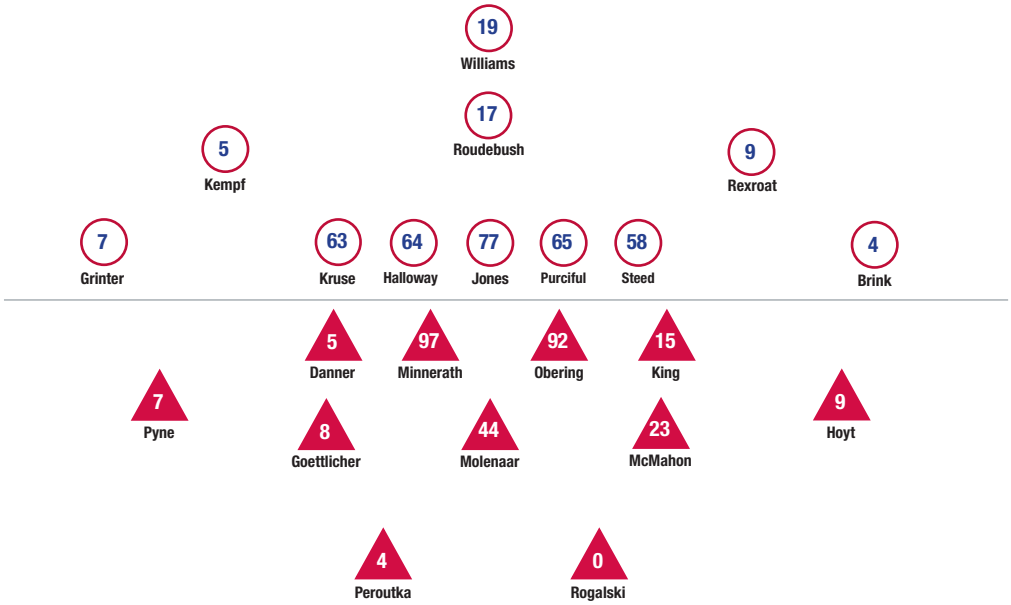

THE LAST TIME...

* Postseason game # Metrodome

SAINT JOHN'S

Rushing

300+ Yards	Oct. 30, 2021 (371, vs. St. Scholastica)
350+ Yards	Oct. 30, 2021 (371, vs. St. Scholastica)
400+ Yards	Sept. 18, 1999 (469 vs. Macalester)
50+ Attempts	Nov. 13, 2021 (53, at Bethel)
60+ Attempts	Oct. 15, 2016 (60, vs. Carleton)
70+ Attempts	Nov. 3, 1984 (74, at Macalester)
5 Rushing TD's	Sept. 27, 2025 (5, vs. Augsburg)
6 Rushing TD's	Nov. 9, 2019 (6, at Hamline)
7 Rushing TD's	Nov. 4, 2017 (8, at Hamline)

Passing

300+ Yards	Nov. 14, 2026 (460, vs. St. Olaf)
400+ Yards	Nov. 14, 2026 (460, vs. St. Olaf)
500+ Yards	Oct. 24, 2026 (531, at Carleton)
40+ Attempts	Nov. 14, 2026 (50, vs. St. Olaf)
50+ Attempts	Nov. 14, 2026 (50, vs. St. Olaf)
60+ Attempts	Dec. 6, 2025 (61, at UW-River Falls)*
30+ Completions	Nov. 14, 2026 (39, vs. St. Olaf)
40+ Completions	Oct. 24, 2026 (51, at Carleton)
4 Passing TD's	Nov. 14, 2026 (7, vs. St. Olaf)
5 Passing TD's	Nov. 14, 2026 (7, vs. St. Olaf)
6 Passing TD's	Nov. 14, 2026 (7, vs. St. Olaf)
7 Passing TD's	Nov. 14, 2026 (7, vs. St. Olaf)
8 Passing TD's	Oct. 10, 2026 (8, at Macalester)
3+ Interceptions	Nov. 26, 2022 (4, vs. Wartburg, Iowa)*
4+ Interceptions	Nov. 26, 2022 (4, vs. Wartburg, Iowa)*
5+ Interceptions	Oct. 28, 2000 (5, at Bethel)

Combination Offense

300-Yard Passer + 100-Yard Rusher
Nov. 7, 2026 at St. Scholastica (441, Trey Feeney; 139, Sedric Melvin Jr.)

200-Yard Passer + 100-Yard Rusher + 100-Yard Receiver
Nov. 7, 2026 at St. Scholastica (441, Trey Feeney; 139, Sedric Melvin Jr.; 126, Thomas Jacobs)

200-Yard Passer + 100-Yard Rusher
Nov. 7, 2026 at St. Scholastica (441, Trey Feeney; 139, Sedric Melvin Jr.)

100-Yard Rusher + 100-Yard Receiver
Nov. 7, 2026 at St. Scholastica (139, Sedric Melvin Jr.; 126, Thomas Jacobs)

Total Offense

400+ Yards	Nov. 14, 2026 (554, vs. St. Olaf)
500+ Yards	Nov. 14, 2026 (554, vs. St. Olaf)
600+ Yards	Nov. 7, 2026 (619, at St. Scholastica)
700+ Yards	Oct. 26, 2019 (749, at St. Olaf)
75+ Plays	Sept. 19, 2026 (76, vs. Hamline)
85+ Plays	Oct. 7, 2023 (87, vs. Concordia)

Scoring

14 Points or Less	Dec. 6, 2025 (L, 14-42 at UW-River Falls)*
40+ Points	Nov. 14, 2026 (49, vs. St. Olaf)
50+ Points	Nov. 7, 2026 (56, at St. Scholastica)
60+ Points	Oct. 10, 2026 (62, at Macalester)
2-Point Conversion	Sept. 2, 2023 (W, 34-31 in OT vs. Trinity, Texas) (Aaron Syverson pass to Joey Gendreau)
Opp. Scoreless	Nov. 14, 2026 (W, 49-0, vs. St. Olaf)
Opp. Scoreless (Home)	Sept. 19, 2026 (W, 77-0, vs. Hamline)
Opp. Scoreless (Road)	Sept. 26, 2026 (W, 72-0, at Augsburg)
2+ Shutouts in Season	2026 (3), 77-0 (Hamline), 72-0 (at Augsburg), 49-0 (vs. St. Olaf)
3+ Shutouts in Season	2026 (3), 77-0 (Hamline), 72-0 (at Augsburg), 49-0 (vs. St. Olaf)
4+ Shutouts in Season	2025 (4)
49-0 (vs. Minnesota-Morris), 59-0 (at Hamline), 63-0 (vs. Augsburg), 70-0 (vs. Macalester)	
No Opp. Off. TD	Nov. 14, 2026 (W, 49-0, vs. St. Olaf)
No Opp. Off. TD (Home)	Oct. 31, 2026 (W, 27-3, vs. Gustavus)
No Opp. Off. TD (Road)	Oct. 10, 2026 (W, 62-6, at Macalester)
Allowed 30+ Points	Dec. 6, 2025 (L, 14-42 at UW-River Falls)*
Allowed 40+ Points	Dec. 6, 2025 (L, 14-42 at UW-River Falls)*
Allowed 50+ Points	Sept. 9, 2023 (L, 28-56 at UW-Whitewater)
SJU Scoreless	Sept. 29, 1990 (L, 0-21 at Hamline)
SJU Scoreless (Home)	Nov. 4, 1978 (L, 0-17 vs. Concordia)
SJU Scoreless (Road)	Sept. 29, 1990 (L, 0-21 at Hamline)
SJU Scoreless (Neutral)	Oct. 5, 1945 (L, 0-30 vs. St. Thomas at St. Cloud)
No SJU Off. TD	Nov. 24, 2001 (W, 9-7 vs. UW-Stevens Point)*
No SJU Off. TD (Home)	Nov. 24, 2001 (W, 9-7 vs. UW-Stevens Point)*
No SJU Off. TD (Road)	Sept. 29, 1990 (L, 0-21 at Hamline)

Turnovers

No SJU Turnovers	Nov. 14, 2026 (vs. St. Olaf)
4+ SJU Turnovers	Dec. 6, 2025 (4, at UW-River Falls)*
5+ SJU Turnovers	Nov. 26, 2022 (5, vs. Wartburg, Iowa)*
3 SJU Fumbles Lost	Nov. 5, 2016 (vs. Hamline)
4+ SJU Fumbles Lost	Sept. 29, 2018 (4, at Augsburg)
4+ Takeaways	Nov. 16, 2024 (4, vs. Bethel)
5+ Takeaways	Sept. 28, 2024 (5, at Bethel)
6+ Takeaways	Oct. 13, 2018 (7, vs. St. Thomas)

Defense

50 Rush Yards or Less	Oct. 31, 2026 (31, vs. Gustavus)
100 Pass Yards or Less	Nov. 14, 2026 (44, vs. St. Olaf)
100 Total Yards or Less	Sept. 19, 2026 (68, vs. Hamline)
200 Total Yards or Less	Nov. 7, 2026 (152, at St. Scholastica)
4+ Interceptions	Sept. 28, 2024 (4, at Bethel)
5+ Interceptions	Nov. 12, 2022 (5, vs. Bethel)
Scored a Safety	Sept. 26, 2026 (W, 72-0, at Augsburg)
Scored 2 Safeties	Sept. 3, 2022 (W, 24-10 vs. UW-Whitewater)

Miscellaneous

10 First Downs or Less	Sept. 23, 2017 (6, vs. St. Thomas at Target Field)
30+ First Downs	Oct. 24, 2026 (35, at Carleton)
No Penalties	Nov. 2, 2024 (at St. Scholastica)
10+ Penalties	Oct. 24, 2026 (10, at Carleton)
40:00+ of Poss.	Sept. 28, 2024 (40:06, at Bethel)
Less Than 25:00 of Poss.	Oct. 11, 2025 (24:06 vs. Macalester)
0 Punts	Oct. 24, 2026 (W, 49-10 at Carleton)
7+ Punts	Sept. 3, 2022 (9, vs. UW-Whitewater)
10+ Punts	Dec. 2, 2000 (10, at Central, Iowa)*
Overtime Game	Sept. 2, 2023 (OT; W, 34-31 vs. Trinity, Texas)
Double-Overtime Game	Nov. 2, 2013 (2OT; L, 20-23 at Gustavus)
Triple-Overtime Game	*Never*

JOHNNIE PLAYER

Rushing

100+ Yards	Nov. 7, 2026 (139, Sedric Melvin Jr. at St. Scholastica)
150+ Yards	Nov. 15, 2025 (159, Corey Bohmert vs. St. Olaf)
200+ Yards	Oct. 17, 2015 (201, Sam Sura vs. Gustavus)
250+ Yards	Sept. 13, 2014 (281, Sam Sura at UW-Eau Claire)
Quarterback 100+ Yards	Nov. 13, 2021 (103, Chris Backes at Bethel)
30+ Carries	Nov. 7, 2015 (35, Sam Sura at Bethel)
35+ Carries	Nov. 7, 2015 (35, Sam Sura at Bethel)
40+ Carries	Nov. 8, 2014 (40, Sam Sura vs. Bethel)
3+ TD	Nov. 2, 2024 (3, Will Blakey at St. Scholastica)
4+ TD	Oct. 9, 2021 (4, Henry Trost vs. Augsburg)
5+ TD	Oct. 2, 2004 (5, Corey Weber vs. Hamline)
Quarterback 2+ TD	Sept. 27, 2025 (2, Zander Dittbenner vs. Augsburg)
Quarterback 3+ TD	Oct. 25, 2014 (3, Nick Martin vs. Carleton)
Quarterback 4+ TD	Nov. 20, 1976 (5, Jeff Norman vs. Augustana, Ill.)*
Quarterback 5+ TD	Nov. 20, 1976 (5, Jeff Norman vs. Augustana, Ill.)*
50-Yard Run	Nov. 15, 2025 (56, Corey Bohmert vs. St. Olaf)
60-Yard Run	Oct. 11, 2025 (64, Maverick Harper vs. Macalester)
70-Yard Run	Sept. 23, 2023 (77, Devin Vouk vs. Bethel)
80-Yard Run	Oct. 20, 2018 (80, Henry Trost vs. St. Olaf)
90-Yard Run	Sept. 27, 1980 (91, Pat Stone vs. Hamline)
2 w/100+ Yards	Oct. 20, 2018 vs. St. Olaf (159, Henry Trost; 107, Adam Essler)
2 w/2+ TD Each	Sept. 20 at Hamline (2, Corey Bohmert; 2, Zander Dittbenner)

--continued on p. 25--

Passing

300+ Yards	Nov. 14, 2026 (414, Trey Feeney vs. St. Olaf)
400+ Yards	Nov. 14, 2026 (414, Trey Feeney vs. St. Olaf)
30+ Comp.	Nov. 14, 2026 (35, Trey Feeney vs. St. Olaf)
50-Yard Comp.	Nov. 7, 2026 (83, Trey Feeney at St. Scholastica)
60-Yard Comp.	Nov. 7, 2026 (83, Trey Feeney at St. Scholastica)
70-Yard Comp.	Nov. 7, 2026 (83, Trey Feeney at St. Scholastica)
4+ TD	Nov. 14, 2026 (6, Trey Feeney vs. St. Olaf)
5+ TD	Nov. 14, 2026 (6, Trey Feeney vs. St. Olaf)
6+ TD	Nov. 14, 2026 (6, Trey Feeney vs. St. Olaf)
Non-QB Passing TD	Oct. 27, 2018 (79, Will Gillach at Concordia)

Receiving

150+ Yards	Nov. 7, 2026 (157, Charlie Plum at St. Scholastica)
200+ Yards	Oct. 17, 2026 (245, Riley Schwellenbach vs. Concordia)
10+ Receptions	Nov. 14, 2026 (10, Riley Schwellenbach vs. St. Olaf)
15+ Receptions	Oct. 17, 2026 (15, Riley Schwellenbach vs. Concordia)
3+ TD	Oct. 10, 2026 (3, Sam Nolan at Macalester) Oct. 10, 2026 (3, Thomas Jacobs at Macalester)
4+ TD	Nov. 29, 2025 (4, Dylan Wheeler vs. Monmouth, Ill.)*
2 w/100+ Yards	Nov. 14, 2026 vs. St. Olaf (115, R. Schwellenbach; 115, Thomas Jacobs)
3 w/100+ Yards	Nov. 11, 2023 at Concordia (156, Nick VanErp; 101, Alex Larson; 101, Dylan Wheeler)
2 w/2 TD Each	Nov. 14, 2026 vs. St. Olaf (2, R. Schwellenbach; 2, Sam Nolan)
2 w/3 TD Each	Oct. 11, 2026 at Macalester (3, Thomas Jacobs; 3, Sam Nolan)

Defense

15+ Tackles	Oct. 4, 2025 (17, Aiden McMahon at Bethel)
2+ Sacks	Oct. 3, 2026 (3.0, Charlie King vs. Bethel)
3+ Sacks	Oct. 3, 2026 (3.0, Charlie King vs. Bethel)
Fumble Return TD	Nov. 8, 2025 (10, Nolan Dumonceaux vs. St. Scholastica)
2 Fumble Return TD	Sept. 24, 1994 (10 & 24 yards, Brian Kohorst vs. Augsburg)
2 Interceptions	Sept. 28, 2024 (2, Westin Hoyt at Bethel)
3 Interceptions	Sept. 3, 2016 (3, Leonard Gutierrez vs. St. Scholastica)
4 Interceptions	Oct. 18, 2003 (4, Paul Gans vs. Augsburg)
Interception TD	Sept. 19, 2026 (45, Westin Hoyt vs. Hamline)
2 INT TD's, 1 Player	Nov. 20, 1999 (66 & 92, Beau LaBore vs. UW-Stevens Point)*
2 INT TD's, 2 Players	Nov. 14, 2009 vs. Carleton (36, Nate Anderson lateral from Billy Lawrence; 59, Ethan Eid)

Special Teams

Kick Return TD	Sept. 26, 2026 (93, Griffin Murray at Augsburg)
Allowed Kick Return TD	Oct. 5, 2019 (99, Le'Andre Benion vs. Augsburg)
Punt Return TD	Sept. 26, 2026 (0, Charlie King at Augsburg)
2 PR TD's, 1 Player	Oct. 13, 2001 (66 and 46, Blake Elliott vs. Gustavus)
2 PR TD's, 2 Players	Sept. 25, 1993 vs. St. Olaf (77, Tony Lesch; 79, Mark Smith)
Allowed Punt Return TD	Oct. 6, 2007 (75, Andrew Schmiesing vs. St. Olaf)
3 FG	Nov. 10, 2012 (3, Jimmie Mattson at Bethel)
40-Yard FG	Oct. 18, 2025 (47, Matt Hansen at Concordia)
60-Yard Punt	Oct. 3, 2026 (61, Matt Hansen vs. Bethel)
Blocked Extra Point	Nov. 29, 2025 (Aiden McMahon vs. Monmouth, Ill.)*
Returned PAT for 2 Points	Oct. 18, 2014 (Trevor Warner at Gustavus)
Blocked Field Goal	Sept. 26, 2026 (Andrew Molenaar at Augsburg)
Blocked Punt	Sept. 26, 2026 (Isaiah Kelly at Augsburg)
FR TD & PR TD	Oct. 17, 1992 vs. Bethel (31-yard FR & 72-yard PR, John Beutz)
PR TD & INT TD	Dec. 14, 1963 vs. Prairie View A&M, Texas* (41-yard PR, Bob Spinner; 44-yard INT, John McCormick)
KR TD & PR TD	Sept. 26, 2026 at Augsburg (93-yard PR, Griffin Murray; 0-yard PR, Charlie King)

OPPONENT

100-Yard Receiver	Oct. 17, 2026 (123, Jed Klang vs. Concordia)
100-Yard Rusher	Oct. 4, 2025 (127, Taye Manns at Bethel)
300-Yard Passer	Sept. 5, 2026 (332, Kyle Haas vs. UW-La Crosse)
Blocked Extra Point	Oct. 10, 2026 at Macalester (Jake Ray)
Returned PAT for 2 Points	Nov. 2, 2019 vs. Concordia (Marshall King)
Blocked Field Goal	Oct. 9, 2021 vs. Augsburg (Lionel Gates)
Blocked Punt	Sept. 14, 2024 vs. Wartburg, Iowa (Tyler Gayer)
Blocked Punt for TD	Oct. 7, 2023 (5, Owen Miller vs. Concordia)
Fumble Return TD	Nov. 26, 2022 (12, Parker Rochford vs. Wartburg, Iowa)*
Interception TD	Dec. 6, 2025 at UW-River Falls* (56, Nick Wasko)
Scored a Safety	Nov. 16, 2024 (W, 41-33 vs. Bethel)

AWARDS WATCH

Name	Award
Gary Fasching	John Gagliardi MIAC Coach of the Year (Nov. 23)
Corey Bohmert	All-MIAC Offense (Nov. 23)
Thomas Jacobs	All-MIAC Offense (Nov. 23)
Mikey Oftedahl	All-MIAC Offense (Nov. 23)
Barret Van Deun	All-MIAC Offense (Nov. 23)
Landon Danner	All-MIAC Defense (Nov. 23)
Aiden McMahon	All-MIAC Defense (Nov. 23)
Peyton Goettlicher	All-MIAC Defense (Nov. 23)
Westin Hoyt	All-MIAC Defense (Nov. 23)
Will Peroutka	All-MIAC Defense (Nov. 23)
Mark Rogalski	All-MIAC Defense (Nov. 23)
Matt Hansen	All-MIAC Honorable Mention - Punter (Nov. 23) All-MIAC Special Teams - Kicker (Nov. 23)
Chandler Obering	All-MIAC Honorable Mention (Nov. 23)
Nolan Dumonceaux	All-MIAC Honorable Mention (Nov. 23)
Charlie Plum	All-MIAC Offense (Nov. 23) D3football.com Team of the Week (Nov. 10)
Sedric Melvin Jr.	The House Food & Tap Athlete of the Week (Nov. 9)
Riley Schwellenbach	All-MIAC Offense (Nov. 23) Hansen Ratings National WR of the Week (Nov. 6) D3football.com Team of the Week (Oct. 20) MIAC Athlete of the Week (Oct. 19) Hansen Ratings National WR of the Week (Oct. 19)
Charlie King	All-MIAC Defense (Nov. 23) D3football.com Team of the Week (Oct. 6) The House Food & Tap Athlete of the Week (Oct. 5)
Tanner Davis	Hansen Ratings National TE of the Week (Oct. 5)
Kole Heckendorf	Hansen Ratings National OC of the Week (Oct. 5)
Griffin Murray	The House Food & Tap Athlete of the Week (Sept. 28)
Sam Nolan	Allstate AFCA Good Works Team Member
Andrew Molenaar	All-MIAC Defense (Nov. 23) College Football Comeback Player Nominee The House Food & Tap Athlete of the Week (Oct. 20)
Trey Feeney	MIAC Offensive Player of the Year (Nov. 23) D3football.com Team of the Week (Nov. 17) Jon Gruden QB Class Helmet Sticker (Oct. 27) CFB Network DIII National Player of the Week (Oct. 26) MIAC Athlete of the Week (Oct. 26) Hansen Ratings National QB of the Week (Oct. 19) MIAC Athlete of the Week (Oct. 12) The House Food & Tap Athlete of the Week (Oct. 12) CFB Network DIII National Player of the Week (Oct. 11) Kevin Connors' ESPN CFB Helmet Sticker (Oct. 11) CFB Network DIII National Player of the Week (Oct. 5) MIAC Athlete of the Week (Oct. 5) NFF Campbell Trophy Semifinalist MIAC Athlete of the Week (Sept. 21) The House Food & Tap Athlete of the Week (Sept. 21) Flo College Gagliardi Trophy Watch List MIAC Athlete of the Week (Sept. 8) Hansen Ratings National QB of the Week (Sept. 7)
Michael Bougie	All-MIAC Offense (Nov. 23) D3football.com Preseason All-American
Zach Frank '25	Chi Alpha Sigma Scholar-Athlete of the Year DIIICA Male Athlete of the Year MIAC Nominee

2026 SEASON-GAME HIGHS

* Postseason game

SAINT JOHN'S
Individual

Rushes	16	Sedric Melvin Jr. (Nov. 7 at St. Scholastica)
Yards Rushing	139	Sedric Melvin Jr. (Nov. 7 at St. Scholastica)
TD Rushes	2	Sedric Melvin Jr. (Nov. 7 at St. Scholastica) Corey Bohmert (Oct. 17 vs. Concordia)
Long Rush	49	Dylan Kirchner (Sept. 19 vs. Hamline)
Pass Attempts	58	Trey Feeney (Oct. 24 at Carleton)
Pass Completions	51	Trey Feeney (Oct. 24 at Carleton)
Yards Passing	531	Trey Feeney (Oct. 24 at Carleton)
TD Passes	7	Trey Feeney (Oct. 10 at Macalester)
Long Pass	83	Trey Feeney (Nov. 7 at St. Scholastica)
Receptions	15	Riley Schwellenbach (Oct. 17 vs. Concordia)
Yards Receiving	245	Riley Schwellenbach (Oct. 17 vs. Concordia)
TD Receptions	3	Thomas Jacobs (Oct. 10 at Macalester) Sam Nolan (Oct. 10 at Macalester) Thomas Jacobs (Oct. 3 vs. Bethel)
Long Reception	83	Charlie Plum (Nov. 7 at St. Scholastica)
Field Goals	2	Matt Hansen (Oct. 31 vs. Gustavus) Matt Hansen (Oct. 17 vs. Concordia)
Long Field Goal	39	Matt Hansen (Oct. 31 vs. Gustavus) Matt Hansen (Oct. 17 vs. Concordia)
Punts	4	Matt Hansen (Oct. 3 vs. Bethel)
Punting Avg.	52.7	Matt Hansen (Sept. 5 vs. UW-La Crosse)
Long Punt	61	Matt Hansen (Oct. 3 vs. Bethel)
Punts I20	2	Matt Hansen (Nov. 14 vs. St. Olaf)
Long Punt Return	34	Griffin Murray (Sept. 19 vs. Hamline)
Long Kickoff Return	93	Griffin Murray (Sept. 26 at Augsburg)
Tackles	13	Aiden McMahon (Oct. 17 vs. Concordia)
Sacks	3.0	Charlie King (Oct. 3 vs. Bethel)
Tackles for Loss	3.5	Charlie King (Oct. 3 vs. Bethel)
Interceptions	1	15x, most recent Aiden McMahon (Nov. 14 vs. St. Olaf)

SAINT JOHN'S
Team

Rushes	33	Sept. 26 (W, 72-0 at Augsburg)
Yards Rushing	216	Sept. 19 (W, 77-0 vs. Hamline)
Yards Per Rush	7.2	Sept. 19 (W, 77-0 vs. Hamline)
TD Rushes	3	Nov. 7 (W, 56-6 at St. Scholastica) Sept. 26 (W, 72-0 at Augsburg)
Pass Attempts	58	Oct. 24 (W, 49-10 at Carleton)
Pass Completions	51	Oct. 24 (W, 49-10 at Carleton)
Yards Passing	557	Oct. 10 (W, 62-6 at Macalester)
Yards Per Pass	13.3	Sept. 26 (W, 72-0 at Augsburg)
TD Passes	8	Oct. 10 (W, 62-6 at Macalester) Sept. 19 (W, 77-0 vs. Hamline)
Total Plays	76	Sept. 19 (W, 77-0 vs. Hamline)
Total Offense	672	Sept. 19 (W, 77-0 vs. Hamline)
Yards Per Play	9.2	Oct. 10 (W, 62-6 at Macalester)
Points	77	Sept. 19 (W, 77-0 vs. Hamline)
Sacks By	7	Nov. 7 (W, 56-6 at St. Scholastica)
First Downs	34	Oct. 24 (W, 49-10 at Carleton)
Penalties	10	Oct. 24 (W, 49-10 at Carleton)
Penalty Yards	100	Nov. 7 (W, 56-6 at St. Scholastica)
Turnovers	2	Nov. 7 (W, 56-6 at St. Scholastica) Oct. 31 (W, 27-3 vs. Gustavus) Oct. 17 (W, 33-23 vs. Concordia)
Interceptions By	3	Sept. 19 (W, 77-0 vs. Hamline)
Punts	4	Oct. 3 (W, 42-16 vs. Bethel)
Punting Avg	52.7	Sept. 5 (W, 24-21 vs. UW-La Crosse)
Long Punt	61	Oct. 3 (W, 42-16 vs. Bethel)
Punts inside 20	2	Nov. 14 (W, 49-0 vs. St. Olaf)
Long Punt Return	34	Sept. 19 (W, 77-0 vs. Hamline)

OPPONENT
Individual

Rushes	16	Bryon Sauvy (Nov. 14 vs. St. Olaf)
Yards Rushing	81	Bryon Sauvy (Nov. 14 vs. St. Olaf)
TD Rushes	1	4x, most recent E. Adzimache (Nov. 7 at St. Scholastica)
Long Rush	34	Stephan Jackson (Nov. 7 at St. Scholastica)
Pass attempts	48	Dylan Blount (Oct. 31 vs. Gustavus)
Pass completions	27	Dylan Blount (Oct. 31 vs. Gustavus)
Yards Passing	332	Kyle Haas (Sept. 5 vs. UW-La Crosse)
TD Passes	2	Cooper Drews (Oct. 3 vs. Bethel)
Long Pass	63	Kyle Haas (Sept. 5 vs. UW-La Crosse)
Receptions	12	Albert Rundell (Oct. 3 vs. Bethel)
Yards Receiving	142	Brodie Mickschl (Sept. 5 vs. UW-La Crosse)
TD Receptions	2	Jed Klang (Oct. 17 vs. Concordia)
Long Reception	63	Brodie Mickschl (Sept. 5 vs. UW-La Crosse)
Field Goals	2	Maddox Pratt (Sept. 5 vs. UW-La Crosse)
Long Field Goal	44	Maddox Pratt (Sept. 5 vs. UW-La Crosse)
Punts	9	Kier Barrientos (Sept. 19 vs. Hamline)
Punting Avg.	54.0	Maddox Pratt (Sept. 5 vs. UW-La Crosse)
Long Punt	63	Mitchell Druley (Oct. 17 vs. Concordia)
Punts I20	3	Matt Geivett (Oct. 24 at Carleton)
Long Punt Return	9	Jack Janke (Sept. 5 vs. UW-La Crosse)
Long Kickoff Return	36	Kobey Howze (Sept. 26 at Augsburg)
Tackles	11	Alec Mahoney (Nov. 14 vs. St. Olaf) Rider McCormick (Oct. 24 at Carleton) Max Durgin (Oct. 3 vs. Bethel)
Sacks	1.0	6x, most recent P. Yeats (Nov. 7 at St. Scholastica)
Tackles For Loss	2.0	Jonah Blackman (Nov. 14, 2026) Marcus Whiting (Oct. 3 vs. Bethel)
Interceptions	1	7x, most recent I. Johnson (Nov. 7 at St. Scholastica)

OPPONENT
Team

Rushes	34	Nov. 7 (W, 56-6 at St. Scholastica) Oct. 3 (W, 42-16 vs. Bethel)
Yards Rushing	133	Nov. 14, 2026 (W, 49-0 vs. St. Olaf)
Yards Per Rush	4.2	Nov. 14, 2026 (W, 49-0 vs. St. Olaf)
TD Rushes	1	4x, most recent Nov. 7 (W, 56-6 at St. Scholastica)
Pass attempts	49	Oct. 31 (W, 27-3 vs. Gustavus)
Pass completions	29	Oct. 17 (W, 33-23 vs. Concordia)
Yards Passing	332	Sept. 5 (W, 24-21 vs. UW-La Crosse)
Yards Per Pass	7.9	Sept. 5 (W, 24-21 vs. UW-La Crosse)
TD Passes	2	Oct. 17 (W, 33-23 vs. Concordia) Oct. 3 (W, 42-16 vs. Bethel)
Total Plays	78	Oct. 3 (W, 42-16 vs. Bethel)
Total Offense	367	Sept. 5 (W, 24-21 vs. UW-La Crosse)
Yards Per Play	5.4	Sept. 5 (W, 24-21 vs. UW-La Crosse)
Points	23	Oct. 17 (W, 33-23 vs. Concordia)
Sacks By	4	Nov. 7 (W, 56-6 at St. Scholastica)
First Downs	24	Oct. 3 (W, 42-16 vs. Bethel)
Penalties	5	Nov. 7 (W, 56-6 at St. Scholastica) Oct. 3 (W, 42-16 vs. Bethel) Sept. 5 (W, 24-21 vs. UW-La Crosse)
Penalty Yards	40	Oct. 3 (W, 42-16 vs. Bethel)
Turnovers	3	Oct. 10 (W, 62-6 at Macalester) Sept. 26 (W, 72-0 at Augsburg) Sept. 19 (W, 77-0 vs. Hamline)
Interceptions By	2	Oct. 31 (W, 27-3 vs. Gustavus)
Punts	9	Sept. 19 (W, 77-0 vs. Hamline)
Punting Avg	48.0	Sept. 5 (W, 24-21 vs. UW-La Crosse)
Long Punt	63	Oct. 17 (W, 33-23 vs. Concordia)
Punts inside 20	3	Oct. 24 (W, 49-10 at Carleton) Oct. 3 (W, 42-16 vs. Bethel)
Long Punt Return	9	Sept. 5 (W, 24-21 vs. UW-La Crosse)

SAINT JOHN'S FOOTBALL MILESTONE WINS - THE ROAD TO 700

FIRST VICTORY - OCT. 5, 1901 vs. ST. CLOUD HIGH SCHOOL (11-6)

Saint John's won its first game in program history against nearby St. Cloud high school on Oct. 5 in Collegeville. St. Cloud was reported to be larger in size, but John O'Leary's Johnnies prevailed with speed and the run game. The score was tied 6-6 at the half after a Houska 1-yard run, but SJU added another touchdown in the second half on a 10-yard run from Kilty. Quarterback/kicker Malloy added an extra point on the first touchdown but missed his second PAT. Hughes broke up a number of SCHS passes in the win. SJU won the rest of its games in the 1901 season, including the first Johnnie-Tommie victory on Nov. 28, 1901 (W, 16-6).



100th VICTORY - SEPT. 10, 1949 vs. BEMIDJI STATE (20-7)

Saint John's unleased the run game with 170 second half yards on the ground to claim a 20-7 win over Bemidji before 1,000 spectators at Selke Field in St. Cloud in the teams' Polio Epidemic Emergency Drive game. Bemidji scored first on a 64-yard drive down the field that was capped with a 3-yard scamper into the end zone by halfback Jack Buckley. That was the Beavers' last score of the game, as Joe Benda's Johnnies scored a touchdown in each of the next three quarters for the 20-7 final. Joe Cascalenda scored SJU's first touchdown three minutes before halftime on a 7-yard run. He gave Saint John's the lead in the third quarter on a pitch from quarterback Terry O'Hara, while fullback Chuck Miller capped the game with a 69-yard touchdown run. Tackle Bill Schwob recovered two Bemidji fumbles and Dick Wasko sealed the game with an interception.



200th VICTORY - DEC. 11, 1965 vs. LINFIELD (33-0)

Saint John's defeated Linfield in the NAIA Championship Bowl in Augusta, Ga. for the team's second national title on Dec. 11, 1965. Fullback Stan Suchta scored three touchdowns to cap a perfect season for the Johnnies. He scored twice in the second quarter on runs of two and four yards and tallied another touchdown on a five-yard run in the final quarter. SJU quarterbacks Terry Hartman and Tom Gillham accounted for the other two Johnnie scores. Hartman ran in a 1-yard touchdown while Gillham threw a 52-yard pass to tight end Joe Mucha in the fourth quarter. SJU held Linfield to only 28 yards rushing compared to the Johnnies' 307. The defense intercepted four passes, while Hartman and Gillham passed for a total of 142 on five completions.

300th VICTORY - OCT. 3, 1981 at HAMLINE (31-19)

An undefeated SJU allowed 296 yards of offense to the 1-2 Pipers, but fullback Ricky Bell rushed for 121 yards on 31 carries to lead SJU to its third win of the season. Bell scored on a 6-yard run and caught a 15-yard pass from quarterback Dennis Schleper in the second quarter. Schleper finished 7-for-11 with 87 yards on a run-heavy day in St. Paul. SJU rushed for 138 yards and scored on their first three possessions for a 24-7 lead at halftime. Now-head coach Gary Fasching recovered a fumble and Schleper ran in a fourth quarter touchdown to offset two from Hamline in the second half in the 31-19 victory.



400th VICTORY - NOV. 27, 1993 at UW-LA CROSSE (47-25)

A second quarter barrage helped SJU bury UW-La Crosse 47-25 at a frigid Veterans Memorial Stadium on Saturday, Nov. 27,1993 in the second round of the NCAA Division III playoffs. The Johnnies scored 26 unanswered points before halftime, as Matt Malberg *(right)* and Ryan Murray both scored two consecutive touchdowns. Three of those TDs came on passes from Willie Seiler, who finished with 332 yards through the air. The reigning national champion Eagles held an early 19-7 lead thanks to two touchdowns scored off SJU turnovers, but UWL fumbled the ball at their own 11 to setup a two-play drive and a 12-yard pass from Seiler to Malmberg. Before halftime, Murray ended up in the end zone with catches of 47- and 27-yards for a 33-19 SJU lead. La Crosse scored to open the third quarter, but Seiler responded with a shovel pass to Chris Palmer that turned into a 59-yard score. Seiler added one more touchdown pass to Brian O'Kane for the 47-25 final.



500th VICTORY - OCT. 18, 2003 vs. AUGSBURG (63-9)

Second-ranked Saint John's became the 15th team in NCAA Division III history to reach 500 wins with a 63-9 victory over Augsburg at Clemens Stadium in 2003. The Johnnies built a 35-3 halftime lead behind three first-half touchdown passes from Ryan Keating - one a 68-yard toss to Blake Elliott *(left)* - and rushing scores from Josh Nelson and Jake Theis. Augsburg's lone touchdown came early in the third quarter before SJU answered with four more scores, including Theis' second rushing TD, Elliott's second touchdown reception, and a 29-yard interception return by Paul Gans. SJU outgained Augsburg 426-260, passing for 333 yards and forcing seven turnovers. The Johnnies scored seven touchdowns over an eight-possession stretch spanning the first three quarters.



600th VICTORY - NOV. 22, 2014 vs. ST. SCHOLASTICA (35-7)

No. 13 Saint John's set a school record with eight interceptions in a 35-7 win over St. Scholastica in the first round of the NCAA Division III playoffs at Clemens Stadium in 2014. Sam Sura *(right)* rushed for 147 yards and three touchdowns, including two in the second quarter for a 14-0 halftime lead. SJU extended the margin to 35-0 in the third quarter on touchdown passes to Zack Sundly and Rob Voshell and Sura's third score. The Johnnies intercepted the Saints on their first four drives of the second half before CSS broke through with a late 33-yard touchdown run. Carter Hanson led SJU with 13 tackles, while Andrew Norri and Trevor Warner each recorded two of the team's eight interceptions. SJU outgained St. Scholastica 313-282, limiting the Saints to 136 rushing yards through four quarters.



700th VICTORY - NOV. 8, 2025 vs. ST. SCHOLASTICA (70-21)

Saint John's quarterback Trey Feeney threw for 294 yards and five touchdowns before exiting the game at halftime as the Johnnies rolled past St. Scholastica 70-21 at a chilly and overcast Clemens Stadium. The Johnnies scored touchdowns on all six of their first-half possessions, and got another when Nolan Dumonceaux scooped up a muffed punt late in the first quarter and returned it 10 yards for a touchdown *(left)*. The scoring started on an 8-yard run by Maverick Harper - one of two rushing touchdowns for the Centennial High School graduate on the afternoon. Then Feeney connected with Dylan Wheeler on a 14-yard touchdown pass and - after Dumonceaux's touchdown - linked up with tight end Joey Gendreau for a touchdown of 10 yards. From there, it was Riley Schwellenbach who was Feeney's favorite target - scoring on touchdown catches of 3, 13 and 12 yards in the second quarter to put SJU on top 49-0 at halftime. The St. Scholastica offense found some rhythm in the second half, scoring three touchdowns to finish with 21 points - the most SJU has surrendered all season. But the Johnnies - who added second-half scores on touchdown runs by Harper and Mason Delzer and Logan Eisele - already had things sewn up well before then.



BLAKE ELLIOTT '03

2025 COLLEGE FOOTBALL HALL OF FAME INDUCTEE

Blake Elliott '03, the standout wide receiver who led Saint John's University to the 2003 NCAA Division III title and ended his career ranked among the receiving leaders in all divisions of college football, was inducted into the 2025 College Football Hall of Fame Class.



The ceremony - held in December of 2025 - was well-attended by the SJU faithful, with a crowd of over 80 Johnnies from the past and present supporting Elliott. CBS sports announcer Charles Davis made note that SJU was the loudest contingent in Las Vegas.

"In a ballroom of 1,900 celebrating the giants of college football, Blake inspired the largest — and unquestionably the loudest — crowd in the room," said Mark Flynn '78, a former standout linebacker for the Johnnies who serves as Campbell Trophy Summit Chairman for the NFF. "The Johnnies showed up in numbers twice Alabama's, and everyone heard it."

A 2019 inductee into the SJU J-Club's Hall of Honor, Elliott joins his head coach, SJU's legendary **John Gagliardi**, a member of the College Football Hall of Fame's 2006 class, college football's all-time wins leader and the namesake of the Gagliardi Trophy, presented annually to the top player in Division III.



Elliott is the first College Football Hall of Fame inductee from the Division III level since John Carroll linebacker London Fletcher – a 16-year veteran of the NFL – earned the honor in 2019.

The 18 first-team All-Americans and four standout coaches who make up the 2025 Class were selected from the national ballot of 77 players and nine coaches from the Football Bowl Subdivision and 101 players and 34 coaches from the divisional ranks.

In addition to Elliott, the 2025 class included Montee Ball (Wisconsin); Gregg Carr (Auburn); Greg Eslinger (Minnesota); Terry Hanratty (Notre Dame); Graham Harrell (Texas Tech); John Henderson (Tennessee); Michael Huff (Texas); Jim Kleinsasser (North Dakota); Alex Mack (California); Terrence Metcalf (Mississippi); Haloti Ngata (Oregon); Steve Slaton (West Virginia); Darrin Smith (Miami, Fla.); Michael Strahan (Texas Southern); Dennis Thurman (Southern California); Michael Vick (Virginia Tech); Ryan Yarborough (Wyoming); and coaches Larry Blakeney (Troy); Larry Korver (Northwestern, Iowa); Urban Meyer (Bowling Green, Utah, Florida, Ohio State); and Nick Saban (Toledo, Michigan State, Louisiana State, Alabama).

ELLIOTT'S CAREER STATISTICS

RECEIVING	*G*	*REC*	*YDS*	*TD*	*LG*	*REC/G*	*AVG/C*	*AVG/G*
2000	15	60	967	14	67	4.0	16.1	64.5
2001	13	72	1,056	14	46	5.5	14.7	81.2
2002	14	120	1,484	22	70	8.6	12.4	106.2
2003	14	115	1,319	13	68	8.4	11.3	94.2
TOTALS	**56**	**369**	**4,826**	**63**	**70**	**6.6**	**13.1**	**86.2**

PUNT RETURNS	*G*	*NO.*	*YDS*	*TD*	*LG*	*AVG/R*	*AVG/G*
TOTAL	**56**	**122**	**1,459**	**6**	**89**	**12.0**	**26.1**

KICK RETURNS	*G*	*NO.*	*YDS*	*TD*	*LG*	*AVG/R*	*AVG/G*
TOTAL	**56**	**73**	**1,606**	**1**	**90**	**22.0**	**28.7**

ALL PURPOSE	*G*	*RUSH*	*REC*	*PR*	*KR*	*TOTAL*	*AVG/G*
TOTAL	**56**	**744**	**4,826**	**1,459**	**1,606**	**8,635**	**154.2**

SCORING	*G*	*TD*	*RUSH*	*PASS*	*RET*	*2PAT*	*TOTAL*
TOTAL	**56**	**78**	**8**	**63**	**7**	**2**	**472**

ALL-TIME CAREER RANKINGS AT GRADUATION

**Prior to the 2002 season, the NCAA did not recognize playoff game stats in season or career totals*

RECORD	MIAC	DIVISION III	ALL DIVISIONS
Receptions (327)	1st	2nd	2nd
TD Receptions (56)	1st	2nd	3rd
Receiving Yards (4,200)	1st	4th	18th
All-Purpose Yards (7,605)	1st	5th	14th
Points Scored (424)	1st	8th	t22nd





A JOHNNIE WITH THE LIONS
BEN BARTCH '20

Offensive tackle **Ben Bartch** '20 was selected by the Jacksonville Jaguars with the 10th pick of the fourth round (No. 116 overall) in the 2020 NFL Draft. He appeared in 13 games for the Jaguars, including one start at left guard, and totaled 219 offensive snaps (47 on special teams) in 2020. Bartch followed that with 11 starts at right guard and 704 offensive snaps (43 on special teams) in 2021. In 2022, Bartch started the Jaguars' first five games at left guard, totaling 293 offensive plays and 19 on special teams, before he suffered a season-ending knee injury. He started at left guard in the Jaguars' first three games in 2023. Jacksonville released Bartch on Oct. 31, moved to the Jaguars' practice squad three days later and signed with the San Francisco 49ers on Nov. 21, for their Super Bowl run. He totaled 241 snaps on the offensive line and 77 on special teams, including five in the Super Bowl, in 2023.



Bartch was named the 49ers' starter at left guard for the 2025 season after signing a one-year contract that February. He was placed on IR for a high-ankle sprain and returned for four more games before suffering a fracture in his foot. Bartch entered the offseason as an unrestricted free agent and was signed by the Detroit Lions in March to a one-year contract.

While he didn't start in the Lions' opener vs. New Orleans (Sept. 13), he took over duties at left guard early in the first quarter. He played 66 snaps with a PFF grade of 71. He started vs. Buffalo on Sept. 17 but was place on IR afterwards following a foot injury.

Bartch was the lone NCAA Division III attendee at the 2020 Reese's Senior Bowl in Mobile, Ala. Although he did not play in the game, Bartch received rave reviews during the three days of practices leading up to the event. He attended the 2020 NFL Scouting Combine that February, but did not participate in the drills or measurements due to the injury suffered during the final Senior Bowl practice. A D3football.com first-team and Associated Press second-team All-American in 2019, Bartch started all 14 games at left tackle in 2019. He made 27 straight starts at tackle after he switched from tight end during the 2018 preseason. Through a combination of hard work in the weight room and repeated consumption of a now-famous (or infamous) protein shake recipe (ingredients included scrambled eggs, cottage cheese, quick grits, peanut butter, bananas and Gatorade), Bartch gained over 50 pounds and started on the line's left side immediately.

BARTCH'S NFL STATISTICS

Season	Team	Games	Starts	Offense	Special Teams
2020	Jacksonville Jaguars	13	1	220	48
2021	Jacksonville Jaguars	15	11	707	40
2022	Jacksonville Jaguars	5	5	293	19
2023	Jacksonville Jaguars	8	3	213	37
	San Francisco 49ers	5	0	28	23
2024	San Francisco 49ers	3	2	65	5
2025	San Francisco 49ers	6	2	200	23
2026	Detroit Lions	2	1	131	10
TOTAL		**57**	**25**	**1,857** Snaps	**205** Snaps

SJU IN THE NFL DRAFT

Offensive lineman **Ben Bartch** '20 became the 10th Johnnie to be drafted into the National Football League in April 2020. He spent three-and-a-half seasons with the Jacksonville Jaguars before joining the San Francisco 49ers on Nov. 21, 2023, for their Super Bowl run.

1949 - End Red Maenhout, New York Bulldogs (12th round-No. 113)
1955 - Tackle Dick Coy, Chicago Cardinals (19th round-No. 218)
1957 - Guard Chuck Froehle, Baltimore Colts (19th round-No. 222)
1963 - Offensive tackle Tom McIntyre, Minnesota Vikings (18th round-No. 240)
1964 - Offensive tackle John McDowell, Green Bay Packers (9th round-No. 125)
1965 - Defensive tackle Paul Labinski, Minnesota Vikings (16th round-No. 219)
1967 - Guard Fred Cremer, Minnesota Vikings (12th round-No. 296)
1972 - Defensive end Steve Setzler, San Francisco 49ers (12th round-No. 304)
1974 - Defensive tackle Kurt Wachtler, Minnesota Vikings (15th round-No. 389)
2020 - Offensive tackle Ben Bartch, Jacksonville Jaguars (4th round-No. 116)



2016
6-6, 230
Freshman - TE



2017
6-6, 250
Sophomore - TE



2018
6-6, 275
Junior - OL



2019
6-6, 305
Senior - OL



2020
6-6, 317
First season - OL



2023
6-6, 315
Fourth season - OL



2025
6-6, 315
Sixth season - OL



2026
6-6, 318
Seventh season - OL



HISTORY

From the start, those developing what is now Clemens Stadium envisioned something majestic, transforming a former cranberry bog into a natural bowl stadium that has been home to Saint John's University football for 116 years.

Surrounded by the fall colors of Central Minnesota, the stadium has become a destination in its own right, earning recognition from Sports Illustrated as one of college football's top 10 "Dream Destinations" in 1999.

The facility has evolved significantly over the years. Concrete seating was added in 1933 and expanded in 1957, while the familiar stone entrance, first press box and concession stand followed in the 1930s and '40s. In 1997, SJU alumnus and local philanthropist Bill Clemens provided a $1 million gift for a new grandstand, expanded press box, concessions and restrooms. A second Clemens gift helped bring an artificial playing surface to the stadium in 2002. A third press-box level was added in 2009, followed by lights in 2012.

Meanwhile, large crowds have been commonplace. SJU has finished among the national leaders in per-game attendance in NCAA Division III in each of the last 20 seasons – including crowds of 10,000 or more 23 times since 2001.

That included a facility-record 17,327 for a matchup against St. Thomas on Sept. 26, 2015 – a day in which ESPN's "Sports Center On the Road" program was broadcast live from the stadium, and a crowd of 13,107 on hand to see legendary former coach **John Gagliardi** become the winningest coach in college football history when SJU beat Bethel 29-26 on Nov. 8, 2003.

QUICK FACTS

Surface	SprinTurf (Artificial Grass)
Capacity	8,500
Opening Date	Saint John's Field (1908) Clemens Stadium (1997)
Last Turf Renovation	2022, 2012 Installed in 2002
All-Time Record	364-97-13 (.781)

Largest Crowds

Date	*Opponent*	*Att.*	*Result*
Sept. 26, 2015	St. Thomas	17,327	L, 14-35
Oct. 13, 2018	St. Thomas	16,922	W, 40-20
Sept. 24, 2016	St. Thomas	16,514	L, 21-33
Oct. 2, 2010	St. Thomas	16,421	L, 26-27 (OT)
Sept. 15, 2012	St. Thomas	14,286	L, 21-43
Oct. 17, 2026	**Concordia**	**14,033**	**W, 33-12**
Oct. 3, 2026	**Bethel**	**13,661**	**W, 42-16**
Oct. 22, 2022	Gustavus	13,161	W, 41-27
Nov. 8, 2003	Bethel	13,107	W, 29-26
Oct. 17, 2009	St. Thomas	12,903	W, 20-17 (OT)











SJU SCORIGAMI – EVERY SCORE IN SAINT JOHN'S FOOTBALL HISTORY

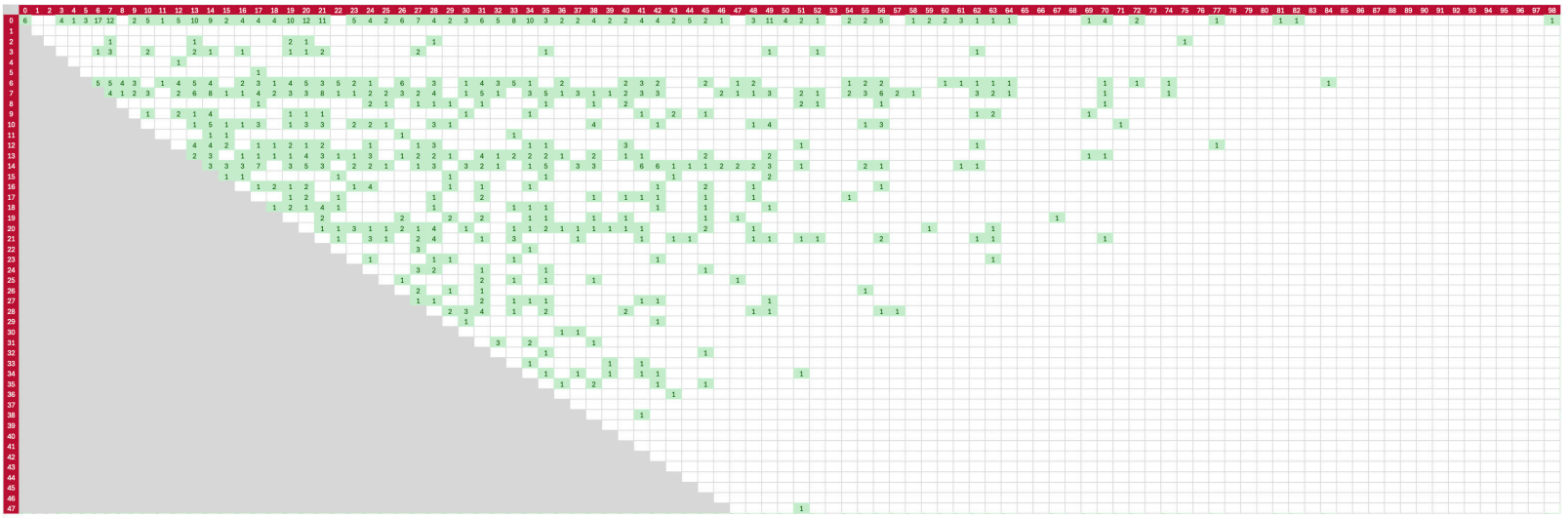

WHAT IS SCORIGAMI?

Scorigami was developed by sportswriter and analyst Jon Bois in 2016 as a way of tracking the probability of football results in the NFL. Since 2016, Bois has developed a database of every NFL score into a grid to indicate what scores have happened and how frequently. The original concept has since been adopted by other teams and institutions, most recently by Ken Landis, assistant athletic director for strategic communications, and his team at the University of Central Florida. The chart above displays every Saint John's University (Minn.) football score since 1900.

HOW TO READ THIS CHART

The horizontal axis features the winning team's score, while the losing score is reported vertically. Boxes marked in green indicate a score has happened before, with the number detailing how many times that result has occurred. The grayed out portion of the chart represents scores that can never occur. Boxes that are white have not yet happened. There are a total of 994 scores reported in the above chart. It does not include canceled or forfeited games.

MOST COMMON SCORES

Score	*Times*	*Last Occurrence*	*SJU Record*
6-0	17	Nov. 6, 1971 at Macalester	9-8
7-0	12	Sept. 29, 1985 vs. St. Thomas	6-6
20-0	12	Nov. 3, 1990 vs. Bethel	9-3
21-0	11	Nov. 7, 2015 at Bethel	7-4
49-0	11	**Nov. 14, 2026 vs. St. Olaf**	11-0
13-0	10	Sept. 21, 1968 at Gustavus Adolphus	8-2
19-0	10	Oct. 12, 2019 vs. Bethel	7-3
34-0	10	Oct. 26, 2024 vs. Gustavus Adolphus	8-2
14-0	9	Oct. 9, 1982 vs. Gustavus Adolphus	6-3

473 UNIQUE SCORES

Since 1900, Saint John's football has played to 473 unique scores in a total of 996 games. SJU's last scorigami (unique score that had never happend before) was a 33-23 win over Concordia in Collegeville on Oct. 17, 2026.

Last 10 Unique Scores

Date	*Score*	*Opponent*	*Location*	*Result*
Oct. 17, 2026	**33-23**	**Concordia**	**Collegeville**	**W**
Oct. 10, 2026	**62-6**	**Macalester**	**St. Paul**	**W**
Oct. 3, 2026	**42-16**	**Bethel**	**Collegeville**	**W**
Sept. 19, 2026	**77-0**	**Hamline**	**Collegeville**	**W**
Nov. 15, 2025	63-21	St. Olaf	Collegeville	W
Nov. 8, 2025	70-21	St. Scholastica	Collegeville	W
Sept. 27, 2025	63-0	Augsburg	Collegeville	W
Dec. 7, 2024*	41-38	Susquehanna (Pa.)	Collegeville	L
Nov. 16, 2024^	41-33	Bethel	Collegeville	W
Oct. 12, 2024	38-31	Concordia	Moorhead	W

^MIAC Championship **NCAA Third Round*

28–21 IN OVERTIME

Saint John's has played to four scores of 28-21, with three of them decided in overtime. The most recent was a win on Sept. 17, 2011 at Concordia.

Date	*Opponent*	*Location*	*Result*
Nov. 25, 2000#	Pacific Lutheran (Wash.)	Puyallup, Wash.	W, OT
Sept. 2, 2002	Wisconsin-Eau Claire	Eau Claire, Wis.	L, OT
Nov. 8, 2008	Augsburg	Collegeville, Minn.	W, OT
Sept. 17, 2011	Concordia	Moorhead, Minn.	W, OT

 # NCAA Second Round

21–18 IN THE PLAYOFFS

The most common postseason score is 21-18, having occured three times with the last on Dec. 1, 2018 at Mary Hardin Baylor (Texas) in the NCAA Quarterfinals.

Date	*Opponent*	*Location*	*Result*
Nov. 23, 1996#	Simpson (Iowa)	Metrodome	W
Dec. 2, 2000^	Central (Iowa)	Pella, Iowa	W
Dec. 1, 2018^	Mary Hardin-Baylor (Texas)	Belton, Texas	L

 # NCAA First Round *^ NCAA Quarterfinals*

SHUTOUTS

There have been 269 shutouts in SJU football history. The Johnnies have won 193 of those shutouts with an all-time record of 193-70-6 (.728).

Last 10 SJU Shutouts

Date	*Opponent*	*Location*	*Score*	*Coach*
Nov. 14, 2026	**vs. St. Olaf**	**Eagan**	**W, 49-0**	**Gary Fasching**
Sept. 26, 2026	**at Augsburg**	**Minneapolis**	**W, 72-0**	**Gary Fasching**
Sept. 19, 2026	**Hamline**	**Collegeville**	**W, 77-0**	**Gary Fasching**
Oct. 11, 2025	Macalester	Collegeville	W, 70-0	Gary Fasching
Sept. 27, 2025	Augsburg	Collegeville	W, 63-0	Gary Fasching
Sept. 20, 2025	at Hamline	St. Paul	W, 59-0	Gary Fasching
Sept. 13, 2025	Minnesota-Morris	Collegeville	W, 49-0	Gary Fasching
Nov. 2, 2024	at St. Scholastica	Duluth	W, 70-0	Gary Fasching
Oct. 26, 2024	Gustavus Adolphus	Collegeville	W, 34-0	Gary Fasching
Sept. 7, 2024	Carthage, Wis.	Collegeville	W, 49-0	Gary Fasching

SCORE BREAKDOWN

Most Common Score: 6-0 (Last Occurrence: Nov. 6, 1971 at Macalester)
Most Common Winning Score: 21 (Last Occurrence: Dec. 1, 2018 at Mary Hardin-Baylor, Texas)
Most Common Losing Score: 0 (Last Occurrence: Nov. 14, 2026 vs. St. Olaf)
Highest Winning Score: 98 (Last Occurrence: Sept. 2, 2017 vs. St. Scholastica)
Highest Losing Score: 47 (Last Occurrence: Nov. 23, 2019 vs. Aurora)
At Home: 237 unique scores (Most Recent: Oct. 17, 2026 vs. Concordia)
On the Road: 215 unique scores (Most Recent: Oct. 10, 2026 at Macalester)
On Homecoming: 88 unique scores (75-20-2 record in 97 games)

CHAMPIONSHIP HISTORY

MIAC CHAMPIONSHIPS

Despite missing the first season of MIAC football in 1920, Saint John's leads all member schools with 38 conference championships, won or shared, in 102 MIAC seasons. That's more than one title every three seasons, over 10 decades.

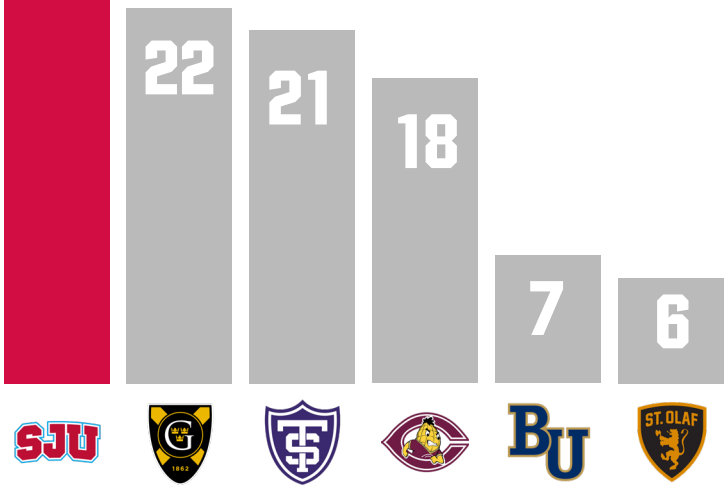



NATIONAL CHAMPIONSHIPS: 1963, 1965, 1976, 2003











JOE **BENDA**

WINNINGEST PROGRAM IN NCAA DIVISION III HISTORY

Saint John's entered the 2026 season with a .724 winning percentage, which leads all NCAA Division III institutions. The 2025 season helped SJU pass Oklahoma for fifth in all of college football, behind household names like Ohio State (.737), Alabama (.733), Notre Dame (.733) and Michigan (.732). That's good company.

**Entering the 2026 season*

OHIO STATE	.737
ALABAMA	.733
NOTRE DAME	.733
MICHIGAN	.732
SAINT JOHN'S	.724
OKLAHOMA	.723
LINFIELD	.706
TEXAS	.704
WHITEWATER	.703
YALE	.698

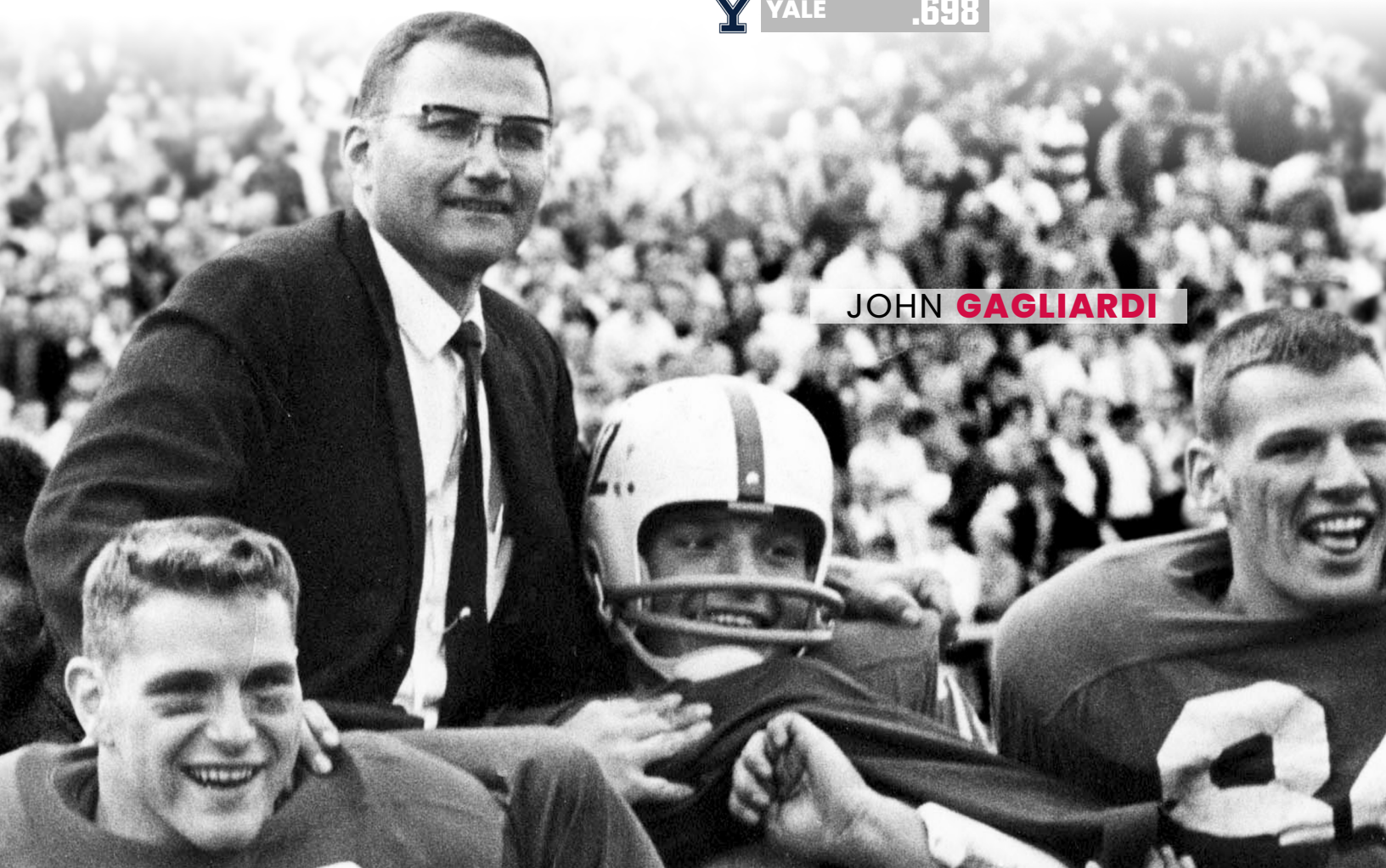

JOHN **GAGLIARDI**

A LEGACY OF EXCELLENCE



Since **Edward Callanan** was named an All-American in 1938, Saint John's football has had 158 more selections, beginning a tradition of All-American excellence on the field. Guard **Chuck Froehle** was the first-repeat and first three-time selection in program history (1954, 1955 and 1956). He is one of 30 players to earn more than one All-America award. SJU has had more than one All-American in 41 seasons and 25 seasons with three selections or more.









LEADING THE MIAC IN ALL-AMERICANS

SJU's 159 All-America selections are the most by any MIAC school by nearly four times over. All other current MIAC institutions have had a combined 183 All-Americans. Four schools – Carleton, Concordia, Gustavus Adolphus and Hamline – earned over half of their All-America awards before the 2000 season.

Thirteen Johnnies have earned 19 All-America honors since 2021, including five in the 2025 season. One All-American (linebacker **Aiden McMahon**) returns for his senior season in 2026 while left tackle **Michael Bougie** was named a 2026 Preseason All-American.

Four of the current coaches on the SJU staff were named All-Americans during their tenure as Saint John's players: **Damien Dumonceaux**, **Josh Bungum**, **Ben Eli** and **Max Jackson**. Jackson (2017 and 2018) was a multi-year selection in his career, and was also a multi-sport athlete (baseball).



SINCE 2000

Saint John's football has had a total of 75 All-Americans since 2000 - nearly more than every other MIAC school combined. Of those 75 All-Americans, 17 earned more than one selection to an All-America team, while five were three-time honorees: **Blake Elliott** '03 (2001, 2002, 2003), **Dan Greenheck** '20 (2017, 2018, 2019), **Jeremy Hood** '04 (2001, 2002, 2003), **Alex Larson** '23 (2021, 2022, 2023) and **Cam McCambridge** '03 (2001, 2002, 2003). SJU has had an All-American in 23 of the last 26 years, missing just two competitive seasons: 2013 and 2008 (not including the cancelled 2020 season). More than one Johnnie has been named an All-American in 20 of those 23 seasons, with a program-record seven selections in 2019.

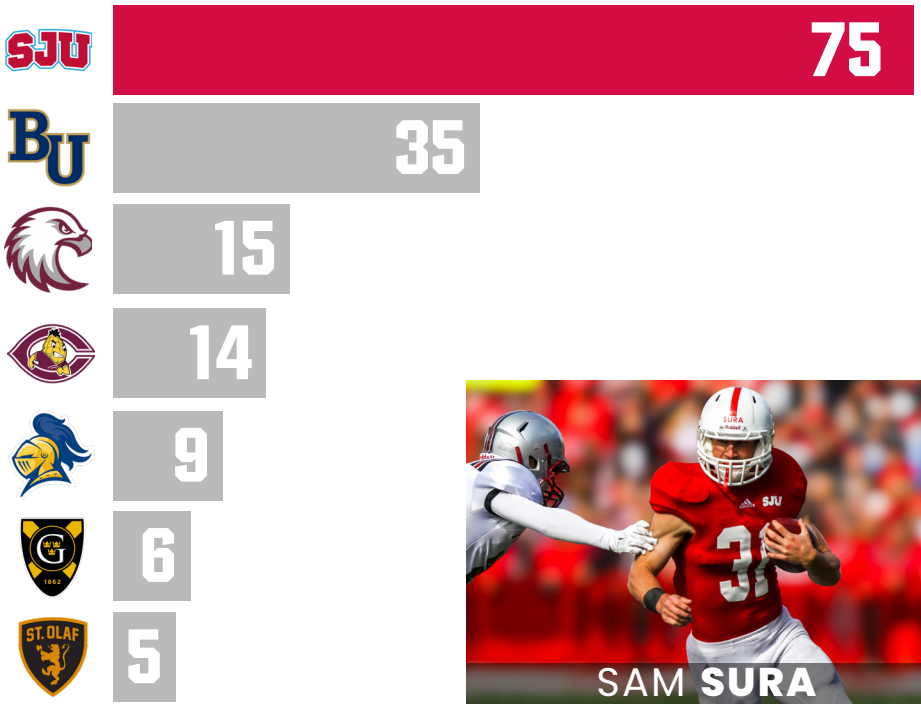

SAM **SURA**


JEREMY **HOOD**

75 ALL-AMERICANS SINCE 2000

33 MULTI-TIME ALL-AMERICANS

11 YEAR STREAK OF ALL-AMERICANS



MAX **JACKSON**

75 ALL-AMERICANS IN 26 YEARS

PLAYER	POSITION	YEAR
Nate Kirschner	Tight End	2000
Beau LaBore	Linebacker	2000
Tom Linnemann	Quarterback	2000
Chris Moore	Running Back	2000
Chris Salvato	Offensive Line	2000
Alex Wesley	Defensive Line	2000
Ryan Danielson	Defensive End	2001
Blake Elliott	Wide Receiver	2001
Jeremy Hood	Defensive End	2001
Cam McCambridge	Linebacker	2001
Blake Elliott	Wide Receiver	2002
Jeremy Hood	Defensive End	2002
Dan Kosel	Offensive Line	2002
Cam McCambridge	Linebacker	2002
Jason Pflipsen	Defensive Back	2002
Justin Cass	Offensive Line	2003
Blake Elliott	Wide Receiver	2003
Jeremy Hood	Defensive End	2003
Cam McCambridge	Linebacker	2003
Ryan Weinandt	Defensive Line	2003
Jason Good	Defensive Line	2004
Damien Dumonceaux	Defensive Line	2005
Matt Nelson	Offensive Line	2005
Nick Gunderson	Defensive Line	2006
Kevin McNamara	Defensive Line	2006
Nick Gunderson	Defensive Line	2007
Andrew Salvato	Offensive Line	2007
Kyle Schroeder	Defensive Line	2009
Ryan Wimmer	Linebacker	2009
Kyle Schroeder	Defensive Line	2010
Bobby Fischer	Defensive Back	2011
Bobby Fischer	Defensive Back	2012
Jimmie Mattson	Kicker	2012
Ross Carlson	Offensive Line	2014
Sam Sura	Running Back	2014
Josh Bungum	Returner	2015
Carter Hanson	Linebacker	2015
Sam Sura	Running Back	2015

PLAYER	POSITION	YEAR
Peyton Thiry	Defensive Line	2015
Ben Eli	Offensive Line	2016
Carter Hanson	Linebacker	2016
Dan Greenheck	Offensive Line	2017
Max Jackson	Defensive Back	2017
Tommy Auger	Tight End	2018
Nathan Brinker	Defensive Line	2018
Jackson Erdmann	Quarterback	2018
Will Gillach	Wide Receiver	2018
Dan Greenheck	Offensive Line	2018
Max Jackson	Defensive Back	2018
Ravi Alston	Wide Receiver	2019
Ben Bartch	Offensive Line	2019
Jackson Erdmann	Quarterback	2019
Dan Greenheck	Offensive Line	2019
Chris Harris	Defensive Back	2019
Danny Pietruszewski	Linebacker	2019
J.W. Windsor	Defensive Line	2019
Ravi Alston	Wide Receiver	2021
Alex Larson	Tight End	2021
Nick Neumann	Offensive Line	2021
Michael Wozniak	Defensive Line	2021
Metoriah Faoliu	Defensive Line	2022
Alex Larson	Tight End	2022
Michael Wozniak	Defensive Line	2022
Joe Jaeger	Offensive Line	2023
Alex Larson	Tight End	2023
Zach Frank	Offensive Line	2024
Joey Gendreau	Tight End	2024
Nick McKenzie	Offensive Line	2024
Aaron Syverson	Quarterback	2024
Dylan Wheeler	Wide Receiver	2024
Zach Frank	Defensive Line	2025
Landon Gallagher	Defensive Line	2025
Joey Gendreau	Tight End	2025
Aiden McMahon	Linebacker	2025
Dylan Wheeler	Wide Receiver	2025



OL
BEN **BARTCH**

DL
DAMIEN **DUMONCEAUX**

OL
DAN **GREENHECK**

DL
NICK **GUNDERSON**

DL
ZACH **FRANK**

SJU ALL-AMERICA LINEMEN

PLAYER	POSITION	YEAR
Roger Ludwig	Offensive Tackle	1958
Sev Youso	Offensive Tackle	1958
Felix Mannella	Offensive Guard	1959
Bob Gavin	Offensive Guard	1961
Fred Philipson	Offensive Tackle	1961
Bob Stolz	Offensive Tackle	1961
John McDowell	Offensive Tackle	1962
Tom McIntyre	Offensive Tackle	1962
Bill Wagner	Center	1962
Dave Honer	Offensive Guard	1963
John McDowell	Defensive Tackle	1963
Michael Collins	Def./Off. Tackle	1964
Fred Cremer	Offensive Tackle	1964
Jack Hickey	Center	1964
Michael Collins	Def./Off. Tackle	1965
Fred Cremer	Offensive Tackle	1965
Fred Cremer	Offensive Tackle	1966
Lyle Mathiasen	Offensive Line	1973
Ernie England	Defensive Line	1978
Ernie England	Defensive Line	1979
John Sowada	Offensive Line	1982
Jeff Chalmers	Offensive Line	1983
Steve O'Toole	Defensive Line	1991
Burt Chamberlin	Offensive Line	1992
Burt Chamberlin	Offensive Line	1993
Jim Wagner	Defensive Line	1993
Brian Kohorst	Defensive Line	1994
Jim Wagner	Defensive Line	1994
Jesse Redepenning	Offensive Line	1995
Jesse Redepenning	Offensive Line	1996
Matt Griffifth	Defensive Line	1997
Joe Kaczrowski	Defensive Line	1998

PLAYER	POSITION	YEAR
Chris Salvato	Offensive Line	2000
Alex Wesley	Defensive Line	2000
Dan Kosel	Offensive Line	2002
Justin Cass	Offensive Line	2003
Ryan Weinandt	Defensive Line	2003
Jason Good	Defensive Line	2004
Damien Dumonceaux	Defensive Line	2005
Matt Nelson	Offensive Line	2005
Nick Gunderson	Defensive Line	2006
Kevin McNamara	Defensive Line	2006
Nick Gunderson	Defensive Line	2007
Andrew Salvato	Offensive Line	2007
Kyle Schroeder	Defensive Line	2009
Kyle Schroeder	Defensive Line	2010
Ross Carlson	Offensive Line	2014
Peyton Thiry	Defensive Line	2015
Ben Eli	Offensive Line	2016
Dan Greenheck	Offensive Line	2017
Nathan Brinker	Defensive Line	2018
Dan Greenheck	Offensive Line	2018
Ben Bartch	Offensive Line	2019
Dan Greenheck	Offensive Line	2019
J.W. Windsor	Defensive Line	2019
Nick Neumann	Offensive Line	2021
Michael Wozniak	Defensive Line	2021
Metoriah Faoliu	Defensive Line	2022
Michael Wozniak	Defensive Line	2022
Joe Jaeger	Offensive Line	2023
Zach Frank	Defensive Line	2024
Nick McKenzie	Offensive Line	2024
Zach Frank	Defensive Line	2025
Landon Gallagher	Defensive Line	2025

64
ALL-AMERICAN LINEMEN



JIM **WAGNER**

LINEMAN U

SJU has produced a long line of success across the offensive and defensive lines, with a total of 64 All-America honors among 54 student-athletes. That number is more than any other MIAC program's total All-Americans. In comparison, Bethel has 44 All-Americans, all-time. The Johnnies have had an All-American on the offensive line in seven of the last nine seasons and on the defensive line in six of the last seven.

THE GAGLIARDI TROPHY

PRESENTED ANNUALLY TO THE OUTSTANDING FOOTBALL PLAYER IN NCAA DIVISION III FOOTBALL BY THE J-CLUB OF SAINT JOHN'S UNIVERSITY.

The Gagliardi Trophy is presented by Stearns Bank to the most outstanding football player in NCAA Division III and has been given annually since 1993. It recognizes excellence in athletics, academics and community service. The award is named after **John Gagliardi**, Saint John's legendary Hall of Fame head football coach who passed away at the age of 91 in 2018.



John retired in 2012 with 489 career victories, the most in college football history. Stearns Bank's long-time CEO Norm Skalicky and Gagliardi were good friends and admirers of one another. Both became legends in their respective fields - not just because of their success, but because of how they looked uniquely upon their work.

Nominations are submitted by colleges across the country, and the semifinalists are selected by the J-Club Board of Directors. The Gagliardi Trophy national-selection committee (voters) is comprised of 18 Division III coaches (three from each NCAA Region), six Division III administrators (one from each region), 12 regional notable voters (two from each region) and six national voters with Division III backgrounds. No J-Club members vote as part of the national-selection committee.

Since its inception, SJU has had 17 finalists - the second-most of any Division III institution. Saint John's has had four athletes win the trophy named after their program's long-time head coach: wide receiver **Chris Palmer** (1995), wide receiver/returner **Blake Elliott** (2003), linebacker **Carter Hanson** (2016) and quarterback **Jackson Erdmann** (2018).

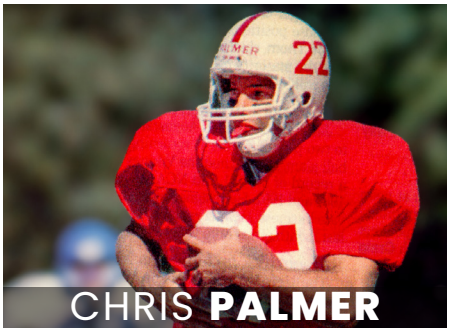







GAGLIARDI TROPHY FINALISTS

PLAYER	POSITION	YEAR
Willie Seiler	Quarterback	1993
Matt Malmberg	Running Back	1994
Chris Palmer*	Wide Receiver	1995
Kurt Ramler	Quarterback	1996
Tom Linnemann	Quarterback	2000
Blake Elliott	Wide Receiver/Return	2002
Blake Elliott*	Wide Receiver/Return	2003
Damien Dumonceaux	Defensive Tackle	2005
Alex Kofoed	Quarterback	2007
Sam Sura	Running Back	2014
Sam Sura	Running Back	2015
Carter Hanson*	Linebacker	2016
Jackson Erdmann*	Quarterback	2018
Jackson Erdmann	Quarterback	2019
Michael Wozniak	Defensive Line	2022
Aaron Syverson	Quarterback	2023
Aaron Syverson	Quarterback	2024

**denotes winner*



NOTABLE ALUMNI


BOB **BRIGHAM**


TOM **BURNETT**


CHRIS **COBORN**


TRENT **KIRCHNER**


JEFF **KORSMO**

ATHLETICS

Nic Barlage '06, President of Business Operations for the Cleveland Cavaliers organization of the NBA, oversees all business areas of the Cavaliers organization

Ben Bartch '20, offensive lineman for the Detroit Lions and seven-year NFL veteran

Brett Becker '15, Senior Manager of Pro Scouting and Baseball Operations for the San Diego Padres

Jake Essler '14, College Scout for the Minnesota Vikings

Nick Gilman '23, Videographer and Editor for the Minnesota Wild

Mike Grant '79, 2014 Don Shula NFL High School Coach of the Year. 2014 Star Tribune Sportsperson of the Year

Brace Hemmelgarn '12, Team Photographer and Content Manager for the Minnesota Twins

Vedie Himsl '38, Chicago Cubs coach and scout; first on-field manager in the Cubs' "college of coaches" experiment in 1961

Trent Kirchner '00, Assistant General Manager of the Minnesota Vikings; won two Super Bowls with the Seattle Seahawks as the Vice President of Player Personnel

Aaron Krych '00, Orthopedic surgeon who serves as chair of the Orthopedic Surgery Department and Division of Sports Medicine at Mayo Clinic in Rochester; also the Minnesota Timberwolves' team orthopedic surgeon

Bernie Kukar '62, All-MIAC performer in football and basketball for the Johnnies who went on to become an NFL referee for 22 seasons from 1984 to 2005 and was selected to officiate three Super Bowls.

John McDowell '64, played six seasons of professional football in the NFL and CFL

Dr. Pat McKenzie '79, Academic All-American for SJU basketball and retired team physician for the Green Bay Packers

John (Blood) McNally '24, charter member of the NFL Hall of Fame; four-sport star at SJU in the 1920s, he returned to Saint John's to complete his degree in 1949 and to coach football; played 14 years with five different NFL teams

Ryan Monnens '98, Director of Player Personnel for the Minnesota Vikings

Bryant Pfeiffer '94, Executive Vice President and Chief Revenue Officer for the Minnesota United

Matt Schnobrich '01, Bronze Medal Winner on the USA eight-man boat in the Beijing Olympics

BUSINESS

Roger Birk '52, Retired board chair and CEO, Merrill Lynch; former president and chief operating officer, Federal National Mortgage Association; 1986 presidential appointment as U.S. national chair for United Nations Day

Bob Brigham '78, Chief Operating Officer for Essentia Health's operations in northeastern Minnesota and northwestern Wisconsin

Chris Coborn '81, President and CEO, Coborn's; chairman and director, National Grocers Association

Dan Coborn '52, Chair, Coborn's; former board member of National Grocers Association

Bill Clemens '42, Entrepreneur and philanthropist; founder and former CEO of Bankers Systems

Jeff Korsmo '80, Former chief administrative officer, Mayo Clinic, Rochester; former president and CEO, Via Christi Health; Essentia Health System

Tom Love '59, Chairman and CEO, Love's Travel Stops and Country Stores

Dick Pope '58, retired, President of WinCraft

Dennis Schleper '83, CEO, CliftonLarsonAllen

Steve Slaggie '61, Retired corporate secretary and co-founder, Fastenal

ENTERTAINMENT

Al Eisele '58, Retired editor and founder of The Hill; author; publishing consultant; former press secretary for Vice President Walter Mondale

Bill Kling '64, Founding president and CEO of Minnesota Public Radio and American Public Media

Anthony LaPanta '90, Fox Sports Net North play-by-play announcer and studio host, Twin Cities

Stephen Sommers '80, Hollywood writer, movie director and producer of *"The Mummy"*

SERVICE

Matthew Ahmann '52, Civil rights activist; was one of the six organizers of the March on Washington for Jobs and Freedom

Tom Burnett '85, Hero, US Air Flight 93 (9-11)

Mark Kennedy '79, U.S. congressman from Minnesota (2001-07); former CFO Department 56, Federated Department Stores and Pillsbury; President of University of North Dakota (2016-present)

Eugene McCarthy '35, U.S. representative (1949-1959) and senator (1959-1971) from Minnesota and presidential candidate (1968, 1972, 1992); author and poet

Denis McDonough '92, White House Chief of Staff under President Obama (2013-2016)

Gen. Paul Nakasone '86, Commander, U.S. Cyber Command and Director, National Security Agency (NSA)

Mark Vande Hei '89, Colonel/Astronaut First Johnnie in Space on the International Space Station


AARON **KRYCH**


BERNIE **KUKAR**


DENIS **McDONOUGH**


JOHN "BLOOD" **McNALLY**


DENNIS **SCHLEPER**



GAME 1

1	24
	21

SATURDAY, SEPT. 5, 2026 | CLEMENS STADIUM
COLLEGEVILLE, MINN.



SAINT JOHN'S 24, UW-LA CROSSE 21

Saturday, Sept. 5

Collegeville, Minn. | Clemens Stadium | Attendance: 11,871

	1st	*2nd*	*3rd*	*4th*	*Final*
UW-La Crosse (0-1, 0-0 WIAC)	7	10	0	7	24
Saint John's (1-0, 0-0 MIAC)	7	3	3	8	21



SCORING SUMMARY

QTR	TIME	TEAM		DRIVE	UWL	SJU
1st	12:17	UWL	Braeden Ott 2 yd run (Maddox Pratt kick)	9 plays, 80 yards, TOP 2:43	7	0
1st	08:21	SJU	Riley Schwellenbach 35 yd pass from Trey Feeney (Matt Hansen kick)	8 plays, 80 yards, TOP 3:50	7	7
2nd	12:43	SJU	Matt Hansen 21 yd field goal	14 plays, 83 yards, TOP 6:12	7	10
2nd	04:36	UWL	Maddox Pratt 34 yd field goal	13 plays, 64 yards, TOP 5:37	10	10
2nd	00:09	SJU	Charlie Plum 6 yd pass from Trey Feeney (Matt Hansen kick)	6 plays, 58 yards, TOP 1:02	10	17
3rd	08:10	UWL	Maddox Pratt 44 yd field goal	14 plays, 65 yards, TOP 4:51	13	17
4th	04:50	SJU	Andrew Harren 6 yd pass from Trey Feeney (Matt Hansen kick)	10 plays, 93 yards, TOP 4:45	13	24
4th	02:44	UWL	Calahan Miles 8 yd pass from Haas,Kyle (Calahan Miles pass)	8 plays, 75 yards, TOP 2:02	21	24

TEAM STATISTICS

	SJU	UWL
FIRST DOWNS	20	23
Rushing	2	4
Passing	16	16
Penalty	2	3
NET YARDS RUSHING	40	66
Rushing Attempts	26	18
Average Per Rush	1.5	3.7
Rushing Touchdowns	1	0
Yards Gained Rushing	72	70
Yards Lost Rushing	32	4
NET YARDS PASSING	332	386
Completions-Attempts-Int	25-42-0	36-51-1
Average Per Attempt	7.9	7.6
Average Per Completion	13.3	10.7
Passing Touchdowns	1	3
TOTAL OFFENSE YARDS	372	452
Total offense plays	68	69
Average Gain Per Play	5.5	6.6
Fumbles: Number-Lost	0-0	0-0
Penalties: Number-Yards	5-34	4-35
PUNTS-YARDS	3-144	3-158
Average Yards Per Punt	48.0	52.7
Net Yards Per Punt	47.3	43.0
Inside 20	2	1
50+ Yards	1	3
Touchbacks	0	1
Fair catch	0	0
KICKOFFS-YARDS	5-256	5-313
Average Yards Per Kickoff	51.2	62.6
Net Yards Per Kickoff	35.0	45.8
Touchbacks	1	1
Fair Catch Yards	0	0
Punt returns: Number-Yards-TD	1-9-0	1-2-0
Average Per Return	9.0	2.0
Kickoff returns: Number-Yds-TD	4-59-0	3-56-0
Average Per Return	14.8	18.7
Interceptions: Number-Yds-TD	1-18-0	0-0-0
Fumble Returns: Number-Yds-TD	0-0-0	0-0-0
Miscellaneous Yards	0	0
Possession Time	27:41	32:19
1st Quarter	7:09	7:51
2nd Quarter	9:14	5:46
3rd Quarter	4:51	10:09
4th Quarter	6:27	8:33
Third-Down Conversions	7 of 15	7 of 13
Fourth-Down Conversions	1 of 3	0 of 1
Red-Zone Scores-Chances	3-3	3-4
Touchdowns	2-3	2-4
Field goals	1-3	1-4
Sacks By: Number-Yards	0-0	3-21
PAT Kicks	1-1	3-3
Field Goals	2-2	1-1
Points off turnovers	0	0

PASSING STATS

	CMP-ATT-INT	YDS	TD	LONG	SACK
Trey Feeney	36-51-1	386	3	57	0
TOTALS	**36-51-1**	**386**	**3**	**57**	**0**

RUSHING STATS

	NO.	GAIN	LOSS	NET	TD	LONG	AVG.
Corey Bohmert	14	66	2	64	0	16	4.6
Wyatt McCabe	1	4	0	4	0	4	4.0
Trey Feeney	1	0	0	0	0	0	0.0
TEAM	2	0	2	-2	0	0	-1.0
TOTALS	**18**	**70**	**4**	**66**	**0**	**16**	**3.7**

RECEIVING STATS

	NO.	YDS	TD	LONG
Corey Bohmert	8	37	0	9
Thomas Jacobs	7	96	0	23
Charlie Plum	6	45	1	21
Riley Schwellenbach	4	91	1	43
Andrew Harren	3	28	1	14
Griffin Murray	2	58	0	57
Wyatt McCabe	2	13	0	7
Sam Nolan	2	10	0	6
Cade Berg	2	8	0	6
TOTALS	**36**	**386**	**3**	**57**

DEFENSE STATS

	SOLO	AST	TOT	TFL/YDS	SK/YDS	FF	FR/YDS	INT	BR	BLK	QBH
Vincent Pyne	7	4	11	-/-	-/-	-	-/-	-	1	-	-
Andrew Molenaar	5	3	8	1.0/9	1.0/9	-	-/-	-	-	-	-
Will Peroutka	6	1	7	-/-	-/-	-	-/-	-	-	-	-
Peyton Goettlicher	2	5	7	-/-	-/-	-	-/-	-	3	-	-
Nolan Dumonceaux	2	3	5	-/-	-/-	-	-/-	-	1	-	-
Landon Danner	3	2	5	1.0/3	-/-	-	-/-	-	-	-	1
Grady Minnerath	2	2	4	-/-	-/-	-	-/-	-	-	-	-
Charlie King	1	2	3	1.0/7	-/-	-	-/-	-	-	-	1
Mark Rogalski	1	1	2	-/-	-/-	-	-/-	-	1	-	-
Westin Hoyt	2	-	2	-/-	-/-	-	-/-	-	2	-	-
Andrew Lipke	1	1	2	1.5/9	1.5/9	-	-/-	-	-	-	-
Chandler Obering	-	2	2	-/-	-/-	-	-/-	-	-	-	1
Will Quick	1	-	1	-/-	-/-	-	-/-	-	-	-	-
Melvin Wallace	1	-	1	-/-	-/-	-	-/-	-	-	-	3
Teddy Wackman	1	-	1	-/-	-/-	-	-/-	-	-	-	-
A.J. Fider	1	-	1	-/-	-/-	-	-/-	-	-	-	-
Aaron Baisley	1	-	1	-/-	-/-	-	-/-	-	-	-	-
Barrett Van Deun	1	-	1	-/-	-/-	-	-/-	-	-	-	-
Will Souba	-	1	1	-/-	-/-	-	-/-	-	-	-	-
Jawahn Cockfield	-	1	1	0.5/3	0.5/3	-	-/-	-	-	-	-


GAME 2
77
0
SATURDAY, SEPT. 19, 2026 | CLEMENS STADIUM
COLLEGEVILLE, MINN.

SAINT JOHN'S 77, HAMLINE 0

Saturday, Sept. 19 | 1976 Celebration

Collegeville, Minn. | Clemens Stadium | Attendance: 7,766

	1st	2nd	3rd	4th	Final
Hamline (1-1, 0-1 MIAC)	0	0	0	0	0
Saint John's (2-0, 1-0 MIAC)	21	21	28	7	77

SCORING SUMMARY

QTR	TIME	TEAM		DRIVE	HAM	SJU
1st	09:04	SJU	Charlie Plum 6 yd pass from Trey Feeney (Matt Hansen kick)	6 plays, 63 yards, TOP 2:09	0	7
1st	08:43	SJU	Westin Hoyt 45 yd interception (Matt Hansen kick)		0	14
1st	03:26	SJU	Sedric Melvin Jr. 11 yd run (Matt Hansen kick)	8 plays, 49 yards, TOP 3:35	0	21
2nd	11:33	SJU	Riley Schwellenbach 5 yd pass from Trey Feeney (Matt Hansen kick)	4 plays, 62 yards, TOP 2:01	0	28
2nd	07:05	SJU	Riley Schwellenbach 10 yd pass from Trey Feeney (Matt Hansen kick)	8 plays, 69 yards, TOP 3:23	0	35
2nd	00:29	SJU	Sam Nolan 10 yd pass from Trey Feeney (Matt Hansen kick)	6 plays, 62 yards, TOP 2:20	0	42
3rd	11:52	SJU	Thomas Jacobs 10 yd pass from Trey Feeney (Matt Hansen kick)	6 plays, 65 yards, TOP 3:08	0	49
3rd	10:01	SJU	Tanner Davis 3 yd pass from Trey Feeney (Matt Hansen kick)	1 plays, 3 yards, TOP 0:04	0	56
3rd	05:33	SJU	Griffin Murray 48 yd pass from Reece Dawson (Matt Hansen kick)	6 plays, 67 yards, TOP 2:06	0	63
3rd	02:10	SJU	Dylan Kirchner 49 yd run (Matt Hansen kick)	4 plays, 76 yards, TOP 2:08	0	70
4th	08:59	SJU	Andrew Schaffer 4 yd pass from Reece Dawson (Henry Sievers kick)	11 plays, 82 yards, TOP 6:54	0	77

TEAM STATISTICS

	HAM	SJU
FIRST DOWNS	2	33
Rushing	1	12
Passing	1	21
Penalty	0	0
NET YARDS RUSHING	15	216
Rushing Attempts	18	30
Average Per Rush	0.8	7.2
Rushing Touchdowns	0	2
Yards Gained Rushing	36	224
Yards Lost Rushing	21	8
NET YARDS PASSING	53	456
Completions-Attempts-Int	11-23-3	40-46-1
Average Per Attempt	2.3	9.9
Average Per Completion	4.8	11.4
Passing Touchdowns	0	8
TOTAL OFFENSE YARDS	68	672
Total offense plays	41	76
Average Gain Per Play	1.7	8.8
Fumbles: Number-Lost	1-0	0-0
Penalties: Number-Yards	1-8	5-30
PUNTS-YARDS	9-321	0-0
Average Yards Per Punt	35.7	0.0
Net Yards Per Punt	31.9	0.0
Inside 20	1	0
50+ Yards	1	0
Touchbacks	0	0
Fair catch	2	0
KICKOFFS-YARDS	1-59	12-617
Average Yards Per Kickoff	59.0	51.4
Net Yards Per Kickoff	59.0	43.3
Touchbacks	0	2
Fair Catch Yards	0	111
Punt returns: Number-Yards-TD	0-0-0	1-34-0
Average Per Return	0.0	34.0
Kickoff returns: Number-Yds-TD	4-47-0	0-0-0
Average Per Return	11.8	0.0
Interceptions: Number-Yds-TD	1-0-0	3-54-1
Fumble Returns: Number-Yds-TD	0-0-0	0-0-0
Miscellaneous Yards	0	0
Possession Time	23:35	36:25
1st Quarter	7:57	7:03
2nd Quarter	7:16	7:44
3rd Quarter	6:41	8:19
4th Quarter	1:41	13:19
Third-Down Conversions	0 of 12	9 of 10
Fourth-Down Conversions	1 of 1	1 of 1
Red-Zone Scores-Chances	0-0	8-9
Touchdowns	0-0	8-9
Field goals	0-0	0-9
Sacks By: Number-Yards	0-0	1-9
PAT Kicks	0-0	11-11
Field Goals	0-0	0-0
Points off turnovers	0	14

PASSING STATS

	CMP-ATT-INT	YDS	TD	LONG	SACK
Trey Feeney	29-34-1	302	6	30	0
Reece Dawson	9-10-0	138	2	48	0
Kyle Tracy	1-1-0	15	0	15	0
Nathan Ramler	1-1-0	1	0	1	0
TOTALS	**40-46-1**	**456**	**8**	**48**	**0**

RUSHING STATS

	NO.	GAIN	LOSS	NET	TD	LONG	AVG.
Dylan Kirchner	2	58	0	58	1	49	29.0
Corey Bohmert	4	43	0	43	0	20	10.8
Andrew Flaten	5	23	0	23	0	7	4.6
Kyle Tracy	4	24	1	23	0	11	5.8
Wyatt McCabe	3	23	0	23	0	13	7.7
Sedric Melvin Jr.	2	21	0	21	1	11	10.5
Maverick Harper	4	21	0	21	0	10	5.3
Caden Chapman	4	11	2	9	0	8	2.3
TEAM	2	0	5	-5	0	0	-2.5
TOTALS	**30**	**224**	**8**	**216**	**2**	**49**	**7.2**

RECEIVING STATS

	NO.	YDS	TD	LONG
Thomas Jacobs	5	80	1	30
Griffin Murray	3	73	1	48
Sam Nolan	6	57	1	23
Riley Schwellenbach	4	39	2	18
Tanner Davis	4	32	1	15
Charlie Plum	3	29	1	15
Hugo Lohmann	1	27	0	27
Wyatt McCabe	2	25	0	18
Andrew Harren	2	25	0	14
Andrew Schaffer	2	19	1	15
Corey Bohmert	2	16	0	9
Dylan Kirchner	1	15	0	15
Sedric Melvin Jr.	2	14	0	11
Maverick Harper	1	2	0	2
E.J. Hosty	1	2	0	2
Caden Chapman	1	1	0	1
TOTALS	**40**	**456**	**8**	**48**

DEFENSE STATS

	SOLO	AST	TOT	TFL/YDS	SK/YDS	FF	FR/YDS	INT	BR	BLK	QBH
Andrew Molenaar	3	2	5	1.0/4	-/-	-	-/-	-	-	-	-
Nolan Dumonceaux	1	3	4	0.5/1	-/-	-	-/-	-	-	-	-
Charlie King	2	2	4	1.5/6	0.5/4	-	-/-	-	-	-	-
Will Peroutka	1	2	3	-/-	-/-	-	-/-	-	-	-	-
Vincent Pyne	2	1	3	-/-	-/-	-	-/-	-	-	-	-
John Karkula	2	1	3	1.0/2	-/-	-	-/-	-	1	-	-
Mark Rogalski	-	2	2	-/-	-/-	-	-/-	1-9	-	-	-
Isaiah Kelly	1	1	2	0.5/-	-/-	-	-/-	-	-	-	-
Tyler Smith	2	-	2	-/-	-/-	-	-/-	-	-	-	-
J.P. Weber	1	1	2	1.0/1	-/-	-	-/-	-	-	-	-
Grady Minnerath	1	1	2	-/-	-/-	-	-/-	-	-	-	-
Beaux Thyen	-	1	1	-/-	-/-	-	-/-	-	-	-	-
Jacob Hansen	1	-	1	-/-	-/-	-	-/-	-	-	-	-
Landon Danner	-	1	1	0.5/5	0.5/5	-	-/-	-	1	-	-
Peyton Goettlicher	-	1	1	-/-	-/-	-	-/-	1-0	-	-	-
Braden Sotis	-	1	1	-/-	-/-	-	-/-	-	-	-	-
Westin Hoyt	1	-	1	-/-	-/-	-	-/-	1-45	-	-	-
Teddy Wackman	-	1	1	-/-	-/-	-	-/-	-	-	-	-
A.J. Fider	-	1	1	-/-	-/-	-	-/-	-	-	-	-
Darby Boelter	1	-	1	-/-	-/-	-	-/-	-	-	-	-
Joe Gillis	-	1	1	-/-	-/-	-	-/-	-	-	-	2
Chandler Obering	1	-	1	1.0/2	-/-	-	-/-	-	-	-	1
Charles Swall	-	1	1	-/-	-/-	-	-/-	-	-	-	-
Melvin Wallace	-	-	-	-/-	-/-	-	-/-	-	-	-	1
Andrew Lipke	-	-	-	-/-	-/-	-	-/-	-	-	-	1


GAME 3
1
72
0
SATURDAY, SEPT. 26, 2026 | EDOR NELSON FIELD
MINNEAPOLIS, MINN.

SAINT JOHN'S 72, AUGSBURG 0

Saturday, Sept. 26

Minneapolis, Minn. | Edor Nelson Field | Attendance: 600

	1st	2nd	3rd	4th	Final
Augsburg (1-2, 1-1 MIAC)	0	0	0	0	0
Saint John's (3-0, 2-0 MIAC)	28	21	9	14	72

SCORING SUMMARY

QTR	TIME	TEAM		DRIVE	SJU	AUG
1st	14:46	SJU	Griffin Murray 93 yd kickoff return (Matt Hansen kick)		7	0
1st	03:36	SJU	Sam Nolan 2 yd pass from Trey Feeney (Matt Hansen kick)	8 plays, 61 yards, TOP 3:51	14	0
1st	01:21	SJU	Charlie King 0 yd blocked punt return (Matt Hansen kick)		21	0
1st	00:28	SJU	Sam Nolan 7 yd pass from Trey Feeney (Matt Hansen kick)	2 plays, 21 yards, TOP 0:37	28	0
2nd	12:51	SJU	Tanner Davis 10 yd pass from Trey Feeney (Matt Hansen kick)	4 plays, 40 yards, TOP 2:00	35	0
2nd	05:24	SJU	Corey Bohmert 2 yd run (Matt Hansen kick)	7 plays, 70 yards, TOP 3:40	42	0
2nd	01:18	SJU	Thomas Jacobs 25 yd pass from Trey Feeney (Matt Hansen kick)	6 plays, 45 yards, TOP 1:53	49	0
3rd	07:41	SJU	Dylan Kirchner 1 yd run (Matt Hansen kick)	4 plays, 27 yards, TOP 2:25	56	0
3rd	01:39	SJU	TEAM 2 yd safety		58	0
4th	11:20	SJU	E.J. Hosty 20 yd pass from Reece Dawson (Matt Hansen kick)	8 plays, 57 yards, TOP 5:13	65	0
4th	06:52	SJU	Maverick Harper 7 yd run (Matt Hansen kick)	4 plays, 53 yards, TOP 1:50	72	0

TEAM STATISTICS

	SJU	AUG
FIRST DOWNS	26	5
Rushing	9	2
Passing	16	3
Penalty	1	0
NET YARDS RUSHING	184	13
Rushing Attempts	33	25
Average Per Rush	5.6	0.5
Rushing Touchdowns	3	0
Yards Gained Rushing	191	48
Yards Lost Rushing	7	35
NET YARDS PASSING	385	95
Completions-Attempts-Int	29-39-1	10-25-2
Average Per Attempt	9.9	3.8
Average Per Completion	13.3	9.5
Passing Touchdowns	5	0
TOTAL OFFENSE YARDS	569	108
Total offense plays	72	50
Average Gain Per Play	7.9	2.2
Fumbles: Number-Lost	0-0	3-1
Penalties: Number-Yards	3-15	3-16
PUNTS-YARDS	0-0	8-229
Average Yards Per Punt	0.0	28.6
Net Yards Per Punt	0.0	27.8
Inside 20	0	1
50+ Yards	0	1
Touchbacks	0	0
Fair catch	0	1
KICKOFFS-YARDS	11-640	2-113
Average Yards Per Kickoff	58.2	56.5
Net Yards Per Kickoff	37.9	1.0
Touchbacks	1	0
Fair Catch Yards	0	0
Punt returns: Number-Yards-TD	2-7-1	0-0-0
Average Per Return	3.5	0.0
Kickoff returns: Number-Yds-TD	2-111-1	9-198-0
Average Per Return	55.5	22.0
Interceptions: Number-Yds-TD	2-20-0	1-14-0
Fumble Returns: Number-Yds-TD	0-0-0	0-0-0
Miscellaneous Yards	0	0
Possession Time	35:25	24:35
1st Quarter	7:52	7:08
2nd Quarter	7:39	7:21
3rd Quarter	9:58	5:02
4th Quarter	9:56	5:04
Third-Down Conversions	7 of 9	2 of 14
Fourth-Down Conversions	0 of 2	0 of 1
Red-Zone Scores-Chances	7-9	0-0
Touchdowns	7-9	0-0
Field goals	0-9	0-0
Sacks By: Number-Yards	4-23	0-0
PAT Kicks	10-10	0-0
Field Goals	0-0	0-1
Points off turnovers	21	0

PASSING STATS

	CMP-ATT-INT	YDS	TD	LONG	SACK
Trey Feeney	24-34-1	268	4	30	0
Reece Dawson	5-5-0	117	1	65	0
TOTALS	**29-39-1**	**385**	**5**	**65**	**0**

RUSHING STATS

	NO.	GAIN	LOSS	NET	TD	LONG	AVG.
Kyle Tracy	1	35	0	35	0	35	35.0
Caden Chapman	6	35	1	34	0	11	5.7
Corey Bohmert	5	32	0	32	1	9	6.4
Andrew Flaten	4	24	0	24	0	10	6.0
Wyatt McCabe	1	22	0	22	0	22	22.0
Maverick Harper	7	15	0	15	1	7	2.1
Dylan Kirchner	4	17	3	14	1	9	3.5
Sedric Melvin Jr.	2	9	0	9	0	5	4.5
Reece Dawson	1	2	0	2	0	2	2.0
TEAM	2	0	3	-3	0	0	-1.5
TOTALS	**33**	**191**	**7**	**184**	**3**	**35**	**5.6**

RECEIVING STATS

	NO.	YDS	TD	LONG
Tanner Davis	5	121	1	65
Thomas Jacobs	3	55	1	25
Charlie Plum	3	54	0	30
Riley Schwellenbach	4	38	0	17
Andrew Harren	2	24	0	21
Logan Johnson	1	22	0	22
E.J. Hosty	1	20	1	20
Corey Bohmert	2	16	0	9
Sedric Melvin Jr.	2	12	0	11
Sam Nolan	2	9	2	7
Wyatt McCabe	2	8	0	5
Maverick Harper	1	7	0	7
Dylan Kirchner	1	-1	0	0
TOTALS	**29**	**385**	**5**	**65**

DEFENSE STATS

	SOLO	AST	TOT	TFL/YDS	SK/YDS	FF	FR/YDS	INT	BR	BLK	QBH
Andrew Molenaar	2	6	8	0.5/1	-/-	-	-/-	-	1	1	-
Will Peroutka	4	2	6	-/-	-/-	1	-/-	1-0	-	-	-
Aaron Baisley	2	3	5	-/-	-/-	-	-/-	-	-	-	-
Westin Hoyt	3	-	3	-/-	-/-	-	-/-	-	-	-	-
Teddy Wackman	3	-	3	1.0/7	1.0/7	-	-/-	-	-	-	-
Isaiah Kelly	1	1	2	-/-	-/-	-	-/-	1-20	1	1	-
Breck Neubauer	2	-	2	-/-	-/-	-	-/-	-	-	-	-
Landon Danner	-	2	2	0.5/2	-/-	-	-/-	-	2	-	-
Charlie King	1	1	2	-/-	-/-	-	-/-	-	-	-	1
Jackson Koenig	1	1	2	-/-	-/-	-	-/-	-	-	-	-
Chandler Obering	1	1	2	1.0/1	-/-	-	-/-	-	1	-	-
Charles Swall	1	1	2	1.0/6	1.0/6	-	-/-	-	-	-	-
Jawahn Cockfield	1	1	2	-/-	-/-	-	-/-	-	-	-	-
Beaux Thyen	-	1	1	-/-	-/-	-	-/-	-	-	-	-
Nolan Dumonceaux	-	1	1	-/-	-/-	-	-/-	-	-	-	-
Jacob Hansen	1	-	1	-/-	-/-	-	-/-	-	-	-	-
Henry Bendickson	-	1	1	-/-	-/-	-	-/-	-	-	-	-
Braden Sotis	1	-	1	1.0/2	-/-	-	-/-	-	-	-	-
Cade Berg	1	-	1	-/-	-/-	-	-/-	-	-	-	-
Andrew Lipke	1	-	1	1.0/4	1.0/4	1	-/-	-	1	-	1
Tyler Smith	1	-	1	1.0/6	1.0/6	-	-/-	-	-	-	-
Travon Crapps	1	-	1	1.0/2	-/-	-	-/-	-	-	-	-
Joe Gillis	-	1	1	-/-	-/-	-	-/-	-	-	-	-
J.P. Weber	1	-	1	-/-	-/-	-	-/-	-	-	-	-
Rylan Turqueza	-	1	1	-/-	-/-	-	-/-	-	-	-	-
Grady Minnerath	1	-	1	-/-	-/-	-	-/-	-	-	-	-
Melvin Wallace	-	-	-	-/-	-/-	-	1/-	-	-	-	-



GAME 4

1	42
BU	16

SATURDAY, OCT. 3, 2026 | CLEMENS STADIUM
COLLEGEVILLE, MINN.

SAINT JOHN'S 42, BETHEL 16

Saturday, Oct. 3

Collegeville, Minn. | Clemens Stadium | Attendance: 13,661

	1st	2nd	3rd	4th	Final
Bethel (2-2, 2-1 MIAC)	7	0	3	6	16
Saint John's (4-0, 3-0 MIAC)	7	14	14	7	42

SCORING SUMMARY

QTR	TIME	TEAM		DRIVE	BU	SJU
1st	10:19	SJU	Corey Bohmert 4 yd pass from Trey Feeney (Matt Hansen kick)	6 plays, 44 yards, TOP 3:13	0	7
1st	04:53	BU	Aiden Eckert 3 yd pass from Drews,Cooper (Bengston,Zach kick)	16 plays, 75 yards, TOP 5:26	7	7
2nd	14:20	SJU	Thomas Jacobs 9 yd pass from Trey Feeney (Matt Hansen kick)	10 plays, 84 yards, TOP 5:29	7	14
2nd	06:53	SJU	Andrew Harren 1 yd pass from Trey Feeney (Matt Hansen kick)	11 plays, 75 yards, TOP 6:01	7	21
3rd	11:29	SJU	Thomas Jacobs 11 yd pass from Trey Feeney (Matt Hansen kick)	6 plays, 57 yards, TOP 3:24	7	28
3rd	08:33	BU	Zach Bengston 28 yd field goal	10 plays, 58 yards, TOP 2:56	10	28
3rd	00:11	SJU	Charlie Plum 42 yd pass from Trey Feeney (Matt Hansen kick)	9 plays, 91 yards, TOP 5:26	10	35
4th	07:07	SJU	Thomas Jacobs 26 yd pass from Trey Feeney (Matt Hansen kick)	3 plays, 46 yards, TOP 1:28	10	42
4th	01:41	BU	David Geebli 27 yd pass from Drews,Cooper (Rundell,Albert rush failed)	9 plays, 87 yards, TOP 2:36	16	42

TEAM STATISTICS

	SJU	AUG
FIRST DOWNS	24	27
Rushing	7	7
Passing	11	18
Penalty	6	2
NET YARDS RUSHING	77	75
Rushing Attempts	34	21
Average Per Rush	2.3	3.6
Rushing Touchdowns	0	0
Yards Gained Rushing	121	90
Yards Lost Rushing	44	15
NET YARDS PASSING	186	355
Completions-Attempts-Int	21-44-0	38-43-0
Average Per Attempt	4.2	8.3
Average Per Completion	8.9	9.3
Passing Touchdowns	2	6
TOTAL OFFENSE YARDS	263	430
Total offense plays	78	64
Average Gain Per Play	3.4	6.7
Fumbles: Number-Lost	1-0	0-0
Penalties: Number-Yards	5-40	8-75
PUNTS-YARDS	6-251	4-174
Average Yards Per Punt	41.8	43.5
Net Yards Per Punt	39.0	43.5
Inside 20	3	1
50+ Yards	1	2
Touchbacks	0	0
Fair catch	1	3
KICKOFFS-YARDS	4-192	7-346
Average Yards Per Kickoff	48.0	49.4
Net Yards Per Kickoff	35.5	41.1
Touchbacks	0	1
Fair Catch Yards	16	44
Punt returns: Number-Yards-TD	0-0-0	2-17-0
Average Per Return	0.0	8.5
Kickoff returns: Number-Yds-TD	3-33-0	3-50-0
Average Per Return	11.0	16.7
Interceptions: Number-Yds-TD	0-0-0	0-0-0
Fumble Returns: Number-Yds-TD	0-0-0	0-0-0
Miscellaneous Yards	0	0
Possession Time	24:39	35:21
1st Quarter	6:54	8:06
2nd Quarter	5:59	9:01
3rd Quarter	4:34	10:26
4th Quarter	7:12	7:48
Third-Down Conversions	6 of 18	4 of 8
Fourth-Down Conversions	3 of 4	0 of 0
Red-Zone Scores-Chances	2-2	4-4
Touchdowns	1-2	4-4
Field goals	1-2	0-4
Sacks By: Number-Yards	1-8	6-39
PAT Kicks	1-1	6-6
Field Goals	1-1	0-0
Points off turnovers	0	0

PASSING STATS

	CMP-ATT-INT	YDS	TD	LONG	SACK
Trey Feeney	38-43-0	355	6	42	1
TOTALS	**38-43-0**	**355**	**6**	**42**	**1**

RUSHING STATS

	NO.	GAIN	LOSS	NET	TD	LONG	AVG.
Corey Bohmert	13	58	4	54	0	17	4.2
Sedric Melvin Jr.	4	31	1	30	0	18	7.5
TEAM	2	0	2	-2	0	0	-1.0
Trey Feeney	2	1	8	-7	0	1	-3.5
TOTALS	**21**	**90**	**15**	**75**	**0**	**18**	**3.6**

RECEIVING STATS

	NO.	YDS	TD	LONG
Thomas Jacobs	7	82	3	26
Riley Schwellenbach	7	73	0	23
Charlie Plum	4	60	1	42
Corey Bohmert	10	57	1	12
Andrew Harren	5	45	1	19
Sam Nolan	5	38	0	9
TOTALS	**38**	**355**	**6**	**42**

DEFENSE STATS

	SOLO	AST	TOT	TFL/YDS	SK/YDS	FF	FR/YDS	INT	BR	BLK	QBH
Vincent Pyne	7	2	9	-/-	-/-	-	-/-	-	3	-	-
Andrew Molenaar	1	8	9	1.0/2	0.5/2	-	-/-	-	-	-	-
Westin Hoyt	5	2	7	-/-	-/-	-	-/-	-	-	-	-
Aiden McMahon	2	5	7	0.5/-	-/-	-	-/-	-	-	-	-
Charlie King	3	3	6	3.5/22	3.0/21	-	-/-	-	-	-	1
Will Peroutka	3	2	5	-/-	-/-	-	-/-	-	-	-	-
Nolan Dumonceaux	3	1	4	1.0/6	1.0/6	-	-/-	-	-	-	-
Peyton Goettlicher	2	2	4	-/-	-/-	-	-/-	-	3	-	-
Grady Minnerath	2	2	4	1.0/1	-/-	-	-/-	-	-	-	-
Isaiah Kelly	1	2	3	0.5/3	0.5/3	-	-/-	-	-	-	-
Melvin Wallace	1	2	3	1.5/4	0.5/3	-	-/-	-	-	-	1
A.J. Fider	2	1	3	-/-	-/-	-	-/-	-	-	-	-
Jawahn Cockfield	2	1	3	1.0/1	-/-	-	-/-	-	-	-	-
Landon Danner	-	2	2	0.5/1	-/-	-	-/-	-	1	-	-
Logan Suggs	-	1	1	-/-	-/-	-	-/-	-	-	-	-
Andrew Lipke	-	1	1	0.5/4	0.5/4	-	-/-	-	-	-	-
Aaron Baisley	1	-	1	-/-	-/-	-	-/-	-	-	-	-
Joe Gillis	1	-	1	-/-	-/-	-	-/-	-	-	-	-
Chandler Obering	-	1	1	-/-	-/-	-	-/-	-	-	-	1


GAME 5
1
62
26
6
SATURDAY, OCT. 10, 2026 | MACALESTER STADIUM
ST. PAUL, MINN.



SAINT JOHN'S 62, MACALESTER 6

Saturday, Oct. 10

St. Paul, Minn. | Macalester Stadium | Attendance: 2,680

	1st	*2nd*	*3rd*	*4th*	*Final*
Macalester (3-2, 2-2 MIAC)	3	3	0	0	6
Saint John's (5-0, 4-0 MIAC)	7	20	21	14	62



SCORING SUMMARY

QTR	TIME	TEAM		DRIVE	SJU	MAC
1st	08:24	SJU	Thomas Jacobs 24 yd pass from Trey Feeney (Matt Hansen kick)	4 plays, 80 yards, TOP 1:58	7	0
1st	02:25	MAC	Andre Wetherill 27 yd field goal	10 plays, 65 yards, TOP 5:59	7	3
2nd	14:55	SJU	Corey Bohmert 2 yd run (Matt Hansen kick blocked)	5 plays, 55 yards, TOP 2:24	13	3
2nd	08:27	SJU	Sam Nolan 4 yd pass from Trey Feeney (Matt Hansen kick)	9 plays, 79 yards, TOP 4:17	20	3
2nd	01:59	SJU	Riley Schwellenbach 17 yd pass from Trey Feeney (Matt Hansen kick)	4 plays, 63 yards, TOP 1:37	27	3
2nd	00:05	MAC	Andre Wetherill 23 yd field goal	10 plays, 69 yards, TOP 1:54	27	6
3rd	11:06	SJU	Thomas Jacobs 10 yd pass from Trey Feeney (Matt Hansen kick)	4 plays, 50 yards, TOP 1:54	34	6
3rd	05:30	SJU	Thomas Jacobs 4 yd pass from Trey Feeney (Matt Hansen kick)	7 plays, 44 yards, TOP 3:37	41	6
3rd	01:05	SJU	Sam Nolan 5 yd pass from Trey Feeney (Matt Hansen kick)	7 plays, 44 yards, TOP 3:27	48	6
4th	10:58	SJU	Sam Nolan 5 yd pass from Trey Feeney (Matt Hansen kick)	5 plays, 58 yards, TOP 2:01	55	6
4th	02:15	SJU	Tanner Davis 7 yd pass from Reece Dawson (Matt Hansen kick)	9 plays, 80 yards, TOP 5:26	62	6

TEAM STATISTICS

	SJU	MAC
FIRST DOWNS	25	13
Rushing	1	1
Passing	24	8
Penalty	0	4
NET YARDS RUSHING	24	37
Rushing Attempts	15	28
Average Per Rush	1.6	1.3
Rushing Touchdowns	1	0
Yards Gained Rushing	39	42
Yards Lost Rushing	15	5
NET YARDS PASSING	557	151
Completions-Attempts-Int	43-48-0	13-32-2
Average Per Attempt	11.6	4.7
Average Per Completion	13.0	11.6
Passing Touchdowns	8	0
TOTAL OFFENSE YARDS	581	188
Total offense plays	63	60
Average Gain Per Play	9.2	3.1
Fumbles: Number-Lost	2-0	1-1
Penalties: Number-Yards	8-71	3-29
PUNTS-YARDS	1-33	7-254
Average Yards Per Punt	33.0	36.3
Net Yards Per Punt	33.0	32.1
Inside 20	0	0
50+ Yards	0	1
Touchbacks	0	1
Fair catch	0	2
KICKOFFS-YARDS	10-611	3-108
Average Yards Per Kickoff	61.1	36.0
Net Yards Per Kickoff	41.8	27.7
Touchbacks	7	0
Fair Catch Yards	21	0
Punt returns: Number-Yards-TD	2-9-0	0-0-0
Average Per Return	4.5	0.0
Kickoff returns: Number-Yds-TD	2-25-0	1-18-0
Average Per Return	12.5	18.0
Interceptions: Number-Yds-TD	2-0-0	0-0-0
Fumble Returns: Number-Yds-TD	2-0-0	0-0-0
Miscellaneous Yards	0	0
Possession Time	30:46	29:14
1st Quarter	6:23	8:37
2nd Quarter	7:31	7:29
3rd Quarter	8:58	6:02
4th Quarter	7:54	7:06
Third-Down Conversions	5 of 7	3 of 15
Fourth-Down Conversions	0 of 1	0 of 0
Red-Zone Scores-Chances	8-8	2-2
Touchdowns	8-8	0-2
Field goals	0-8	2-2
Sacks By: Number-Yards	0-0	0-0
PAT Kicks	8-9	0-0
Field Goals	0-0	2-2
Points off turnovers	21	0

PASSING STATS

	CMP-ATT-INT	YDS	TD	LONG	SACK
Trey Feeney	37-42-0	483	7	34	0
Reece Dawson	6-6-0	74	1	32	0
TOTALS	**43-48-0**	**557**	**8**	**34**	**0**

RUSHING STATS

	NO.	GAIN	LOSS	NET	TD	LONG	AVG.
Maverick Harper	1	12	0	12	0	12	12.0
Dylan Kirchner	1	8	0	8	0	8	8.0
Sedric Melvin Jr.	4	7	0	7	0	3	1.8
Corey Bohmert	3	7	0	7	1	4	2.3
Wyatt McCabe	2	3	0	3	0	2	1.5
Trey Feeney	1	2	0	2	0	2	2.0
TEAM	3	0	15	-15	0	0	-5.0
TOTALS	**15**	**39**	**15**	**24**	**1**	**12**	**1.6**

RECEIVING STATS

	NO.	YDS	TD	LONG
Thomas Jacobs	10	169	3	31
Riley Schwellenbach	5	86	1	34
Cade Berg	2	57	0	29
Sam Nolan	6	53	3	26
Charlie Plum	4	43	0	20
Tanner Davis	2	39	1	32
Corey Bohmert	6	36	0	11
Wyatt McCabe	2	35	0	22
Michael Beckius	1	19	0	19
Dylan Kirchner	3	16	0	11
Andrew Flaten	1	3	0	3
Sedric Melvin Jr.	1	1	0	1
TOTALS	**43**	**557**	**8**	**34**

DEFENSE STATS

	SOLO	AST	TOT	TFL/YDS	SK/YDS	FF	FR/YDS	INT	BR	BLK	QBH
Aiden McMahon	5	3	8	0.5/1	-/-	1	-/-	-	-	-	3
Andrew Molenaar	2	6	8	1.0/1	-/-	-	1/-2	-	-	-	2
Will Peroutka	2	4	6	0.5/1	-/-	-	-/-	-	2	-	-
Nolan Dumonceaux	3	2	5	0.5/1	-/-	-	-/-	-	-	-	-
Isaiah Kelly	2	1	3	1.0/1	-/-	-	-/-	-	1	-	-
Westin Hoyt	1	2	3	0.5/-	-/-	-	-/-	1-0	-	-	1
Teddy Wackman	-	3	3	0.5/1	-/-	-	-/-	-	-	-	-
Jawahn Cockfield	2	1	3	0.5/-	-/-	-	-/-	-	-	-	-
Charlie King	1	1	2	-/-	-/-	-	-/-	-	-	-	3
Carter Garland	-	2	2	1.0/-	-/-	-	-/-	-	-	-	-
Chandler Obering	2	-	2	-/-	-/-	-	-/-	-	-	-	-
Will Quick	1	-	1	-/-	-/-	-	-/-	-	-	-	-
Landon Danner	1	-	1	-/-	-/-	-	-/-	-	-	-	1
Vincent Pyne	1	-	1	-/-	-/-	-	-/2	1-0	-	-	-
Melvin Wallace	-	1	1	-/-	-/-	-	-/-	-	-	-	-
Braden Sotis	-	1	1	-/-	-/-	-	-/-	-	-	-	-
Andrew Lipke	1	-	1	-/-	-/-	-	-/-	-	-	-	-
Tyler Smith	-	1	1	-/-	-/-	-	-/-	-	-	-	1
Rylan Turqueza	-	1	1	-/-	-/-	-	-/-	-	-	-	-
Grady Minnerath	-	1	1	-/-	-/-	-	-/-	-	-	-	-


GAME 6
33
23
SATURDAY, OCT. 17, 2026 | CLEMENS STADIUM
COLLEGEVILLE, MINN.

SAINT JOHN'S 33, CONCORDIA 23

Saturday, Oct. 17

Collegeville, Minn. | Clemens Stadium | Attendance: 14,033

	1st	*2nd*	*3rd*	*4th*	*Final*
Concordia (5-1, 4-1 MIAC)	7	13	0	3	23
Saint John's (6-0, 5-0 MIAC)	10	3	6	14	33

SCORING SUMMARY

QTR	TIME	TEAM		DRIVE	CC	SJU
1st	11:09	SJU	Matt Hansen 39 yd field goal	8 plays, 48 yards, TOP 3:45	0	3
1st	07:00	CC	Jed Klang 27 yd pass from Mattern,Jax (Druley,Mitchell kick)	7 plays, 75 yards, TOP 4:09	7	3
1st	02:14	SJU	Corey Bohmert 1 yd run (Matt Hansen kick)	9 plays, 75 yards, TOP 4:46	7	10
2nd	06:35	CC	Nick Walter 2 yd run (Druley,Mitchell kick)	6 plays, 40 yards, TOP 3:30	14	10
2nd	00:35	CC	Jed Klang 29 yd pass from Walter,Nick (Druley,Mitchell kick failed)	12 plays, 68 yards, TOP 4:21	20	10
2nd	00:00	SJU	Matt Hansen 27 yd field goal	7 plays, 60 yards, TOP 0:34	20	13
3rd	05:31	SJU	Thomas Jacobs 19 yd pass from Trey Feeney (Matt Hansen kick failed)	10 plays, 99 yards, TOP 4:30	20	19
4th	09:23	CC	Mitchell Druley 37 yd field goal	5 plays, 15 yards, TOP 1:54	23	19
4th	09:05	SJU	Riley Schwellenbach 69 yd pass from Trey Feeney (Matt Hansen kick)	1 plays, 69 yards, TOP 0:13	23	26
4th	00:58	SJU	Corey Bohmert 1 yd run (Matt Hansen kick)	7 plays, 32 yards, TOP 2:19	23	33

TEAM STATISTICS

	CC	SJU
FIRST DOWNS	18	22
Rushing	3	3
Passing	12	18
Penalty	3	1
NET YARDS RUSHING	57	59
Rushing Attempts	22	16
Average Per Rush	2.6	3.7
Rushing Touchdowns	1	2
Yards Gained Rushing	81	62
Yards Lost Rushing	24	3
NET YARDS PASSING	245	473
Completions-Attempts-Int	29-45-2	35-51-1
Average Per Attempt	5.4	9.3
Average Per Completion	8.4	13.5
Passing Touchdowns	2	2
TOTAL OFFENSE YARDS	302	532
Total offense plays	67	67
Average Gain Per Play	4.5	7.9
Fumbles: Number-Lost	3-0	1-1
Penalties: Number-Yards	3-25	8-80
PUNTS-YARDS	5-213	2-98
Average Yards Per Punt	42.6	49.0
Net Yards Per Punt	38.6	49.5
Inside 20	1	1
50+ Yards	2	1
Touchbacks	1	0
Fair catch	0	0
KICKOFFS-YARDS	5-249	6-311
Average Yards Per Kickoff	49.8	51.8
Net Yards Per Kickoff	37.2	39.7
Touchbacks	1	2
Fair Catch Yards	0	25
Punt returns: Number-Yards-TD	1--1-0	0-0-0
Average Per Return	-1.0	0.0
Kickoff returns: Number-Yds-TD	2-23-0	4-38-0
Average Per Return	11.5	9.5
Interceptions: Number-Yds-TD	1-38-0	2-15-0
Fumble Returns: Number-Yds-TD	0-0-0	0-0-0
Miscellaneous Yards	0	0
Possession Time	32:35	27:25
1st Quarter	6:23	8:37
2nd Quarter	11:14	3:46
3rd Quarter	5:30	9:30
4th Quarter	9:28	5:32
Third-Down Conversions	5 of 15	5 of 10
Fourth-Down Conversions	1 of 2	0 of 1
Red-Zone Scores-Chances	2-2	5-6
Touchdowns	1-2	3-6
Field goals	1-2	2-6
Sacks By: Number-Yards	0-0	3-19
PAT Kicks	2-3	3-4
Field Goals	1-1	2-3
Points off turnovers	10	7

PASSING STATS

	CMP-ATT-INT	YDS	TD	LONG	SACK
Trey Feeney	35-51-1	473	2	69	0
TOTALS	**35-51-1**	**473**	**2**	**69**	**0**

RUSHING STATS

	NO.	GAIN	LOSS	NET	TD	LONG	AVG.
Corey Bohmert	13	52	2	50	2	9	3.8
Trey Feeney	1	5	0	5	0	5	5.0
Wyatt McCabe	1	5	0	5	0	5	5.0
TEAM	1	0	1	-1	0	0	-1.0
TOTALS	**16**	**62**	**3**	**59**	**2**	**9**	**3.7**

RECEIVING STATS

	NO.	YDS	TD	LONG
Riley Schwellenbach	15	245	1	69
Thomas Jacobs	5	72	1	37
Corey Bohmert	3	46	0	39
Andrew Harren	4	41	0	19
Charlie Plum	4	38	0	26
Sam Nolan	3	29	0	15
Griffin Murray	1	2	0	2
TOTALS	**35**	**473**	**2**	**69**

DEFENSE STATS

	SOLO	AST	TOT	TFL/YDS	SK/YDS	FF	FR/YDS	INT	BR	BLK	QBH
Aiden McMahon	4	9	13	0.5/1	-/-	-	-/-	-	1	-	-
Andrew Molenaar	6	4	10	2.0/11	1.0/9	1	-/-	-	-	-	1
Charlie King	4	5	9	1.5/1	0.5/-	-	-/-	-	-	-	-
Will Peroutka	4	2	6	-/-	-/-	-	-/-	1-0	-	-	-
Mark Rogalski	3	2	5	0.5/2	-/-	-	-/-	1-15	-	-	-
Landon Danner	3	1	4	1.5/9	0.5/5	-	-/-	-	-	-	1
Westin Hoyt	3	1	4	-/-	-/-	-	-/-	-	-	-	-
Vincent Pyne	3	-	3	-/-	-/-	-	-/-	-	-	-	-
Chandler Obering	-	3	3	1.0/5	1.0/5	-	-/-	-	-	-	1
Aaron Baisley	1	1	2	-/-	-/-	-	-/-	-	-	-	-
Grady Minnerath	2	-	2	-/-	-/-	-	-/-	-	-	-	-
Trey Feeney	1	-	1	-/-	-/-	-	-/-	-	-	-	-
Melvin Wallace	-	1	1	-/-	-/-	-	-/-	-	1	-	1
Andrew Lipke	-	1	1	-/-	-/-	-	-/-	-	-	-	-


GAME 7
49
10
SATURDAY, OCT. 24, 2026 | LAIRD STADIUM
NORTHFIELD, MINN.

SAINT JOHN'S 49, CARLETON 10

Saturday, Oct. 24

Northfield, Minn. | Laird Stadium | Attendance: 681

	1st	2nd	3rd	4th	Final
Saint John's (7-0, 6-0 MIAC)	14	14	14	7	49
Carleton (4-3, 4-2 MIAC)	0	3	0	7	10

SCORING SUMMARY

QTR	TIME	TEAM		DRIVE	SJU	CAR
1st	12:09	SJU	Riley Schwellenbach 13 yd pass from Trey Feeney (Matt Hansen kick)	6 plays, 75 yards, TOP 02:51	7	0
1st	00:33	SJU	Thomas Jacobs 11 yd pass from Trey Feeney (Matt Hansen kick)	9 plays, 90 yards, TOP 05:42	14	0
2nd	11:05	SJU	Sedric Melvin Jr. 1 yd run (Matt Hansen kick)	7 plays, 80 yards, TOP 03:43	21	0
2nd	06:30	CAR	Matt Geivett 28 yd field goal	12 plays, 64 yards, TOP 04:35	21	3
2nd	00:29	SJU	Thomas Jacobs 5 yd pass from Trey Feeney (Matt Hansen kick)	12 plays, 78 yards, TOP 05:52	28	3
3rd	10:21	SJU	Cade Berg 10 yd pass from Trey Feeney (Matt Hansen kick)	3 plays, 58 yards, TOP 00:49	35	3
3rd	00:46	SJU	Charlie Plum, 14 yd pass from Trey Feeney (Matt Hansen kick)	12 plays, 83 yards, TOP 06:21	42	3
4th	11:31	CAR	Evan Olds 1 yd run (Matt Geivett kick)	7 plays, 75 yards, TOP 04:15	42	10
4th	06:10	SJU	Wyatt McCabe 15 yd pass from Trey Feeney (Matt Hansen kick)	10 plays, 75 yards, TOP 05:21	49	10

TEAM STATISTICS

	SJU	CAR
FIRST DOWNS	34	16
Rushing	2	4
Passing	31	8
Penalty	1	4
NET YARDS RUSHING	32	42
Rushing Attempts	9	25
Average Per Rush	3.6	1.7
Rushing Touchdowns	1	1
Yards Gained Rushing	35	91
Yards Lost Rushing	3	49
NET YARDS PASSING	531	142
Completions-Attempts-Int	51-58-0	13-25-0
Average Per Attempt	9.2	5.7
Average Per Completion	10.4	10.9
Passing Touchdowns	6	0
TOTAL OFFENSE YARDS	563	184
Total offense plays	67	50
Average Gain Per Play	8.4	3.7
Fumbles: Number-Lost	2-0	1-0
Penalties: Number-Yards	10-80	4-22
PUNTS-YARDS	0-0	6-221
Average Yards Per Punt	0.0	36.8
Net Yards Per Punt	0.0	35.8
Inside 20	0	3
50+ Yards	0	0
Touchbacks	0	0
Fair catch	0	3
KICKOFFS-YARDS	8-478	3-165
Average Yards Per Kickoff	59.8	55.0
Net Yards Per Kickoff	38.6	41.0
Touchbacks	5	2
Fair Catch Yards	0	0
Punt returns: Number-Yards-TD	1-6-0	0-0-0
Average Per Return	6.0	0.0
Kickoff returns: Number-Yds-TD	1--8-0	3-44-0
Average Per Return	-8.0	14.7
Interceptions: Number-Yds-TD	0-0-0	0-0-0
Fumble Returns: Number-Yds-TD	0-0-0	0-0-0
Miscellaneous Yards	0	0
Possession Time	34:42	25:18
1st Quarter	10:33	4:27
2nd Quarter	9:44	5:16
3rd Quarter	7:10	7:50
4th Quarter	7:15	7:45
Third-Down Conversions	5 of 9	2 of 11
Fourth-Down Conversions	2 of 3	1 of 1
Red-Zone Scores-Chances	7-7	2-2
Touchdowns	7-7	1-2
Field goals	0-7	1-2
Sacks By: Number-Yards	2-28	0-0
PAT Kicks	7-7	1-1
Field Goals	0-0	1-1
Points off turnovers	0	0

PASSING STATS

	CMP-ATT-INT	YDS	TD	LONG	SACK
Trey Feeney	51-58-0	531	6	49	0
TOTALS	**51-58-0**	**531**	**6**	**49**	**0**

RUSHING STATS

	NO.	GAIN	LOSS	NET	TD	LONG	AVG.
Corey Bohmert	1	23	0	23	0	23	23.0
Sedric Melvin Jr.	5	12	0	12	1	5	2.4
TEAM	3	0	3	-3	0	0	-1.0
TOTALS	**9**	**35**	**3**	**32**	**1**	**23**	**3.6**

RECEIVING STATS

	NO.	YDS	TD	LONG
Riley Schwellenbach	6	126	1	49
Thomas Jacobs	10	88	2	17
Wyatt McCabe	11	87	1	15
Corey Bohmert	4	47	0	17
Charlie Plum	4	44	1	14
Sedric Melvin Jr.	6	40	0	12
Griffin Murray	4	37	0	19
Cade Berg	3	32	1	17
Tanner Davis	3	30	0	19
TOTALS	**51**	**531**	**6**	**49**

DEFENSE STATS

	SOLO	AST	TOT	TFL/YDS	SK/YDS	FF	FR/YDS	INT	BR	BLK	QBH
Nolan Dumonceaux	6	1	7	-/-	-/-	-	-/-	-	-	-	-
Aiden McMahon	2	5	7	1.0/3	-/-	-	-/-	-	-	-	1
Westin Hoyt	6	-	6	2.0/4	-/-	-	-/-	-	1	-	-
Andrew Molenaar	1	4	5	-/-	-/-	-	-/-	-	-	-	-
Landon Danner	1	3	4	0.5/2	-/-	-	-/-	-	-	-	-
Charlie King	1	3	4	1.0/19	1.0/19	-	-/-	-	-	-	-
Chandler Obering	1	2	3	1.0/9	1.0/9	-	-/-	-	-	-	-
Mark Rogalski	1	1	2	-/-	-/-	-	-/-	-	-	-	-
Henry Bendickson	1	1	2	-/-	-/-	-	-/-	-	-	-	-
Melvin Wallace	-	2	2	-/-	-/-	-	-/-	-	-	-	-
Peyton Goettlicher	1	1	2	-/-	-/-	-	-/-	-	-	-	-
Tyler Smith	1	1	2	-/-	-/-	-	-/-	-	-	-	-
Will Peroutka	1	-	1	-/-	-/-	-	-/-	-	-	-	-
Sam Summer	-	1	1	0.5/-	-/-	-	-/-	-	-	-	-
Andrew Lipke	1	-	1	-/-	-/-	-	-/-	-	-	-	-
John Karkula	-	1	1	-/-	-/-	-	-/-	-	-	-	-
Charles Swall	1	-	1	-/-	-/-	-	-/-	-	-	-	-


GAME 8
1
27
3
SATURDAY, OCT. 31, 2026 | CLEMENS STADIUM
COLLEGEVILLE, MINN.



SAINT JOHN'S 27, GUSTAVUS ADOLPHUS 3

Saturday, Oct. 31

Collegeville, Minn. | Clemens Stadium | Attendance: 7,853

	1st	2nd	3rd	4th	Final
Gustavus Adolphus (5-3, 4-3 MIAC)	3	0	0	0	3
Saint John's (8-0, 7-0 MIAC)	7	10	7	3	27



SCORING SUMMARY

QTR	TIME	TEAM		DRIVE	GAC	SJU
1st	06:06	GAC	Jack Sieben 37 yd field goal	10 plays, 61 yards, TOP 3:55	3	0
1st	02:29	SJU	Riley Schwellenbach 9 yd pass from Trey Feeney (Matt Hansen kick)	8 plays, 74 yards, TOP 3:35	3	7
2nd	10:10	SJU	Sedric Melvin 3 yd pass from Trey Feeney (Matt Hansen kick)	5 plays, 79 yards, TOP 2:48	3	14
2nd	05:14	SJU	Matt Hansen 35 yd field goal	7 plays, 36 yards, TOP 3:55	3	17
3rd	07:39	SJU	Riley Schwellenbach 11 yd pass from Trey Feeney (Matt Hansen kick)	12 plays, 60 yards, TOP 6:12	3	24
4th	05:23	SJU	Matt Hansen 39 yd field goal	6 plays, 16 yards, TOP 3:30	3	27

TEAM STATISTICS

	GAC	SJU
FIRST DOWNS	12	22
Rushing	3	5
Passing	8	17
Penalty	1	0
NET YARDS RUSHING	31	72
Rushing Attempts	12	19
Average Per Rush	2.6	3.8
Rushing Touchdowns	0	0
Yards Gained Rushing	35	79
Yards Lost Rushing	4	7
NET YARDS PASSING	214	401
Completions-Attempts-Int	27-49-2	36-47-2
Average Per Attempt	4.4	8.5
Average Per Completion	7.9	11.1
Passing Touchdowns	0	3
TOTAL OFFENSE YARDS	245	473
Total offense plays	61	66
Average Gain Per Play	4.0	7.2
Fumbles: Number-Lost	0-0	0-0
Penalties: Number-Yards	2-10	4-24
PUNTS-YARDS	4-143	1-46
Average Yards Per Punt	35.8	46.0
Net Yards Per Punt	32.2	46.0
Inside 20	0	0
50+ Yards	0	0
Touchbacks	0	0
Fair catch	0	1
KICKOFFS-YARDS	2-74	6-315
Average Yards Per Kickoff	37.0	52.5
Net Yards Per Kickoff	35.5	40.0
Touchbacks	0	3
Fair Catch Yards	0	59
Punt returns: Number-Yards-TD	0-0-0	3-14-0
Average Per Return	0.0	4.7
Kickoff returns: Number-Yds-TD	0-0-0	2-3-0
Average Per Return	0.0	1.5
Interceptions: Number-Yds-TD	2-20-0	2-31-0
Fumble Returns: Number-Yds-TD	0-0-0	0-0-0
Miscellaneous Yards	0	0
Possession Time	25:24	34:36
1st Quarter	6:24	8:36
2nd Quarter	5:25	9:35
3rd Quarter	6:58	8:02
4th Quarter	6:37	8:23
Third-Down Conversions	5 of 16	5 of 12
Fourth-Down Conversions	1 of 4	2 of 3
Red-Zone Scores-Chances	1-3	5-7
Touchdowns	0-3	3-7
Field goals	1-3	2-7
Sacks By: Number-Yards	1-5	1-2
PAT Kicks	0-0	3-3
Field Goals	1-1	2-3
Points off turnovers	3	3

PASSING STATS

	CMP-ATT-INT	YDS	TD	LONG	SACK
Trey Feeney	36-47-2	401	3	51	1
TOTALS	**36-47-2**	**401**	**3**	**51**	**1**

RUSHING STATS

	NO.	GAIN	LOSS	NET	TD	LONG	AVG.
Corey Bohmert	12	59	0	59	0	11	4.9
Sedric Melvin Jr.	5	20	0	20	0	7	4.0
TEAM	1	0	2	-2	0	0	-2.0
Trey Feeney	1	0	5	-5	0	0	-5.0
TOTALS	**19**	**79**	**7**	**72**	**0**	**11**	**3.8**

RECEIVING STATS

	NO.	YDS	TD	LONG
Riley Schwellenbach	10	164	2	43
Charlie Plum	7	102	0	51
Thomas Jacobs	7	91	0	30
Corey Bohmert	5	13	0	5
Andrew Harren	2	7	0	4
Sedric Melvin Jr.	2	6	1	3
Wyatt McCabe	1	11	0	11
Griffin Murray	1	6	0	6
Tanner Davis	1	1	0	1
TOTALS	**36**	**401**	**3**	**51**

DEFENSE STATS

	SOLO	AST	TOT	TFL/YDS	SK/YDS	FF	FR/YDS	INT	BR	BLK	QBH
Aiden McMahon	8	1	9	1.0/1	-/-	-	-/-	-	1	-	-
Westin Hoyt	4	1	5	-/-	-/-	-	-/-	-	2	-	-
Mark Rogalski	4	-	4	-/-	-/-	-	-/-	1-27	1	-	-
Vincent Pyne	4	-	4	-/-	-/-	-	-/-	-	1	-	-
Andrew Molenaar	2	2	4	0.5/1	-/-	-	-/-	-	-	-	-
Nolan Dumonceaux	3	-	3	2.0/2	-/-	-	-/-	-	-	-	-
Grady Minnerath	1	2	3	-/-	-/-	-	-/-	-	-	-	-
Will Peroutka	1	1	2	-/-	-/-	-	-/-	-	-	-	1
Landon Danner	1	1	2	1.0/2	1.0/2	-	-/-	-	-	-	-
Teddy Wackman	1	1	2	-/-	-/-	-	-/-	-	-	-	-
Charlie King	1	1	2	-/-	-/-	-	-/-	-	4	-	-
Melvin Wallace	-	1	1	-/-	-/-	-	-/-	-	-	-	-
Peyton Goettlicher	1	-	1	-/-	-/-	-	-/-	1-4	1	-	-
Michael Bougie	1	-	1	-/-	-/-	-	-/-	-	-	-	-
Chandler Obering	-	1	1	0.5/-	-/-	-	-/-	-	-	-	-
Andrew Lipke	-	-	-	-/-	-/-	-	-/-	-	-	-	1



GAME 9

1 56

6

SATURDAY, NOV. 7, 2026 | WALT HUNTING STADIUM
DULUTH, MINN.

SAINT JOHN'S 56, ST. SCHOLASTICA 6

Saturday, Nov. 7

Duluth, Minn. | Walt Hunting Stadium | Attendance: 600

	1st	2nd	3rd	4th	Final
Saint John's (9-0, 8-0 MIAC)	7	21	7	21	56
St. Scholastica (1-8, 1-7 MIAC)	6	0	0	0	6

SCORING SUMMARY

QTR	TIME	TEAM		DRIVE	SJU	CSS
1st	10:53	CSS	Elijah Adzimahe 3 yd run (Jack Schroeder kick failed)	6 plays, 46 yards, TOP 2:28	0	6
1st	04:01	SJU	Charlie Plum 30 yd pass from Trey Feeney (Matt Hansen kick)	4 plays, 57 yards, TOP 2:09	7	6
2nd	14:06	SJU	Thomas Jacobs 12 yd pass from Trey Feeney (Matt Hansen kick)	6 plays, 50 yards, TOP 2:21	14	6
2nd	07:49	SJU	Sedric Melvin Jr. 1 yd run (Matt Hansen kick)	9 plays, 47 yards, TOP 4:07	21	6
2nd	00:26	SJU	Sedric Melvin 13 yd run (Matt Hansen kick)	15 plays, 70 yards, TOP 5:05	28	6
3rd	04:56	SJU	Charlie Plum 83 yd pass from Trey Feeney (Matt Hansen kick)	2 plays, 80 yards, TOP 0:49	35	6
4th	14:57	SJU	Riley Schwellenbach 7 yd pass from Trey Feeney (Matt Hansen kick)	3 plays, 41 yards, TOP 1:34	42	6
4th	10:07	SJU	Thomas Jacobs 6 yd pass from Trey Feeney (Matt Hansen kick)	3 plays, 71 yards, TOP 2:06	49	6
4th	05:21	SJU	Wyatt McCabe 4 yd run (Matt Hansen kick)	4 plays, 37 yards, TOP 2:13	56	6

TEAM STATISTICS

	SJU	CSS
FIRST DOWNS	29	9
Rushing	12	4
Passing	17	3
Penalty	0	2
NET YARDS RUSHING	178	71
Rushing Attempts	29	34
Average Per Rush	6.1	2.1
Rushing Touchdowns	3	1
Yards Gained Rushing	201	130
Yards Lost Rushing	23	59
NET YARDS PASSING	441	81
Completions-Attempts-Int	31-40-1	7-19-2
Average Per Attempt	11.0	4.3
Average Per Completion	14.2	11.6
Passing Touchdowns	5	0
TOTAL OFFENSE YARDS	619	152
Total offense plays	69	53
Average Gain Per Play	9.0	2.9
Fumbles: Number-Lost	3-1	0-0
Penalties: Number-Yards	9-100	5-35
PUNTS-YARDS	1-31	7-215
Average Yards Per Punt	31.0	30.7
Net Yards Per Punt	31.0	31.7
Inside 20	1	0
50+ Yards	0	0
Touchbacks	0	0
Fair catch	0	1
KICKOFFS-YARDS	9-517	2-70
Average Yards Per Kickoff	57.4	35.0
Net Yards Per Kickoff	41.3	25.5
Touchbacks	4	0
Fair Catch Yards	22	0
Punt returns: Number-Yards-TD	3--7-0	0-0-0
Average Per Return	-2.3	0.0
Kickoff returns: Number-Yds-TD	2-19-0	3-45-0
Average Per Return	9.5	15.0
Interceptions: Number-Yds-TD	2-30-0	1-2-0
Fumble Returns: Number-Yds-TD	0-0-0	0-0-0
Miscellaneous Yards	0	0
Possession Time	32:50	27:10
1st Quarter	7:32	7:28
2nd Quarter	10:06	4:54
3rd Quarter	8:31	6:29
4th Quarter	6:41	8:19
Third-Down Conversions	2 of 6	3 of 12
Fourth-Down Conversions	2 of 3	0 of 2
Red-Zone Scores-Chances	6-6	1-2
Touchdowns	6-6	1-2
Field goals	0-6	0-2
Sacks By: Number-Yards	7-56	4-26
PAT Kicks	8-8	0-1
Field Goals	0-0	0-0
Points off turnovers	7	6

PASSING STATS

	CMP-ATT-INT	YDS	TD	LONG	SACK
Trey Feeney	31-40-1	441	5	83	4
TOTALS	**31-40-1**	**441**	**5**	**83**	**4**

RUSHING STATS

	NO.	GAIN	LOSS	NET	TD	LONG	AVG.
Sedric Melvin Jr.	16	139	0	139	2	37	8.7
Dylan Kirchner	2	30	0	30	0	21	15.0
Andrew Flaten	2	13	0	13	0	8	6.5
Maverick Harper	2	11	0	11	0	7	5.5
Wyatt McCabe	2	8	0	8	1	4	4.0
TEAM	1	0	0	0	0	0	0.0
Trey Feeney	4	0	23	-23	0	0	-5.8
TOTALS	**29**	**201**	**23**	**178**	**3**	**37**	**6.1**

RECEIVING STATS

	NO.	YDS	TD	LONG
Charlie Plum	6	157	2	83
Thomas Jacobs	9	126	2	43
Riley Schwellenbach	9	91	1	18
Sedric Melvin Jr.	5	54	0	17
Sam Nolan	1	16	0	16
Wyatt McCabe	1	-3	0	0
TOTALS	**31**	**441**	**5**	**83**

DEFENSE STATS

	SOLO	AST	TOT	TFL/YDS	SK/YDS	FF	FR/YDS	INT	BR	BLK	QBH
Aiden McMahon	3	5	8	0.5/5	0.5/5	-	-/-	-	-	-	-
Will Peroutka	3	1	4	-/-	-/-	-	-/-	-	1	-	-
Sam Summer	2	2	4	-/-	-/-	-	-/-	-	-	-	-
Nolan Dumonceaux	2	1	3	-/-	-/-	-	-/-	-	-	-	-
Charlie King	3	-	3	2.0/7	1.0/6	-	-/-	-	-	-	-
Joe Gillis	1	2	3	0.5/4	0.5/4	-	-/-	-	-	-	-
Chandler Obering	2	1	3	1.0/7	1.0/7	-	-/-	-	-	-	-
Jawahn Cockfield	1	2	3	-/-	-/-	-	-/-	-	-	-	-
Mark Rogalski	1	1	2	-/-	-/-	-	-/-	1-30	1	-	-
Logan Suggs	1	1	2	-/-	-/-	-	-/-	-	-	-	-
Landon Danner	1	1	2	0.5/5	0.5/5	-	-/-	-	-	-	-
Melvin Wallace	1	1	2	1.0/6	1.0/6	-	-/-	-	-	-	-
Andrew Molenaar	1	1	2	-/-	-/-	-	-/-	-	-	-	-
Sedric Melvin Jr.	1	-	1	-/-	-/-	-	-/-	-	-	-	-
Henry Bendickson	1	-	1	1.0/9	1.0/9	-	-/-	-	-	-	-
Westin Hoyt	-	1	1	-/-	-/-	-	-/-	1-0	1	-	-
Matt Hansen	1	-	1	-/-	-/-	-	-/-	-	-	-	-
Andrew Lipke	1	-	1	1.0/9	1.0/9	-	-/-	-	-	-	-
John Karkula	-	1	1	-/-	-/-	-	-/-	-	-	-	-
Aaron Baisley	1	-	1	1.0/2	-/-	-	-/-	-	-	-	-
Charles Swall	-	1	1	0.5/5	0.5/5	-	-/-	-	-	-	-
Tyler Smith	-	-	-	-/-	-/-	-	-/-	-	-	-	1


GAME 10
49
0
SATURDAY, NOV. 14, 2026 | TCO STADIUM
EAGAN, MINN.



SAINT JOHN'S 49, ST. OLAF 0

Saturday, Nov. 14

Eagan, Minn. | TCO Stadium | Attendance: 2,546

	1st	2nd	3rd	4th	Final
Saint John's (10-0, 9-0 MIAC)	14	28	0	7	49
St. Olaf (4-6, 4-5 MIAC)	0	0	0	0	0



SCORING SUMMARY

QTR	TIME	TEAM		DRIVE	SJU	STO
1st	07:13	SJU	Thomas Jacobs 11 yd pass from Trey Feeney (Matt Hansen kick)	10 plays, 87 yards, TOP 4:14	7	0
1st	00:26	SJU	Sam Nolan 6 yd pass from Trey Feeney (Matt Hansen kick)	9 plays, 66 yards, TOP 4:24	14	0
2nd	11:25	SJU	Charlie Plum 47 yd pass from Trey Feeney (Matt Hansen kick)	5 plays, 65 yards, TOP 2:40	21	0
2nd	08:28	SJU	Riley Schwellenbach 25 yd pass from Trey Feeney (Matt Hansen kick)	5 plays, 49 yards, TOP 2:06	28	0
2nd	04:42	SJU	Sam Nolan 6 yd pass from Trey Feeney (Matt Hansen kick)	6 plays, 53 yards, TOP 1:32	35	0
2nd	00:01	SJU	Riley Schwellenbach 7 yd pass from Trey Feeney (Matt Hansen kick)	8 plays, 65 yards, TOP 0:49	42	0
4th	09:28	SJU	Griffin Murray 20 yd pass from Reece Dawson (Matt Hansen kick)	6 plays, 69 yards, TOP 3:18	49	0

TEAM STATISTICS

	SJU	STO
FIRST DOWNS	26	9
Rushing	6	8
Passing	20	1
Penalty	0	0
NET YARDS RUSHING	94	133
Rushing Attempts	21	32
Average Per Rush	4.5	4.2
Rushing Touchdowns	0	0
Yards Gained Rushing	102	153
Yards Lost Rushing	8	20
NET YARDS PASSING	460	44
Completions-Attempts-Int	39-50-0	12-24-2
Average Per Attempt	9.2	1.8
Average Per Completion	11.8	3.7
Passing Touchdowns	7	0
TOTAL OFFENSE YARDS	554	177
Total offense plays	71	56
Average Gain Per Play	7.8	3.2
Fumbles: Number-Lost	1-1	0-0
Penalties: Number-Yards	3-40	1-10
PUNTS-YARDS	2-72	7-259
Average Yards Per Punt	36.0	37.0
Net Yards Per Punt	36.0	34.3
Inside 20	2	1
50+ Yards	0	0
Touchbacks	0	0
Fair catch	1	2
KICKOFFS-YARDS	8-406	1-26
Average Yards Per Kickoff	50.8	26.0
Net Yards Per Kickoff	35.6	26.0
Touchbacks	0	0
Fair Catch Yards	0	0
Punt returns: Number-Yards-TD	3-19-0	0-0-0
Average Per Return	6.3	0.0
Kickoff returns: Number-Yds-TD	1-0-0	8-121-0
Average Per Return	0.0	15.1
Interceptions: Number-Yds-TD	2-0-0	0-0-0
Fumble Returns: Number-Yds-TD	0-0-0	0-0-0
Miscellaneous Yards	0	0
Possession Time	30:51	29:09
1st Quarter	8:38	6:22
2nd Quarter	7:51	7:09
3rd Quarter	9:44	5:16
4th Quarter	4:38	10:22
Third-Down Conversions	9 of 12	5 of 15
Fourth-Down Conversions	0 of 1	1 of 3
Red-Zone Scores-Chances	5-6	0-1
Touchdowns	5-6	0-1
Field goals	0-6	0-1
Sacks By: Number-Yards	2-13	0-0
PAT Kicks	7-7	0-0
Field Goals	0-0	0-0
Points off turnovers	14	0

PASSING STATS

	CMP-ATT-INT	YDS	TD	LONG	SACK
Trey Feeney	35-43-0	414	6	47	0
Reece Dawson	4-5-0	46	1	21	0
TEAM	0-2-0	0	0	0	0
TOTALS	**39-50-0**	**460**	**7**	**47**	**0**

RUSHING STATS

	NO.	GAIN	LOSS	NET	TD	LONG	AVG.
Corey Bohmert	7	32	0	32	0	15	4.6
Dylan Kirchner	3	29	0	29	0	25	9.7
Wyatt McCabe	3	20	4	16	0	12	5.3
Sedric Melvin Jr.	4	14	0	14	0	6	3.5
Trey Feeney	2	7	0	7	0	5	3.5
TEAM	2	0	4	-4	0	0	-2.0
TOTALS	**21**	**102**	**8**	**94**	**0**	**25**	**4.5**

RECEIVING STATS

	NO.	YDS	TD	LONG
Riley Schwellenbach	10	115	2	26
Thomas Jacobs	7	115	1	25
Charlie Plum	3	69	1	47
Corey Bohmert	6	63	0	19
Sam Nolan	5	28	2	9
Cade Berg	2	27	0	21
Griffin Murray	2	19	1	20
Tanner Davis	2	13	0	7
Sedric Melvin Jr.	1	7	0	7
Wyatt McCabe	1	4	0	4
TOTALS	**39**	**460**	**7**	**47**

DEFENSE STATS

		SOLO	AST	TOT	TFL/YDS	SK/YDS	FF	FR/YDS	INT	BR	BLK	QBH
Aiden McMahon	2	57	2.0/4	-/-	-	-/-	1-0	-	-	-		
Nolan Dumonceaux		33	6	0.5/1	-/-	-	-/-	-	-	-	-	
Aaron Baisley	1	45	-/-	-/-	-	-/-	-	-	-	-		
Mark Rogalski	3	14	-/-	-/-	-	-/-	-	1	-	-		
Sam Wagner	2	24	0.5/1	-/-	-	-/-	-	-	-	-		
Braden Sotis	-	44	-/-	-/-	-	-/-	-	-	-	-		
Westin Hoyt	1	34	-/-	-/-	-	-/-	-	-	-	-		
Charlie King	2	24	2.5/13	1.5/11	-	-/-	-	-	-	-		
Charles Swall	-	44	-/-	-/-	-	-/-	-	-	-	-		
Caden Renslow	2	13	-/-	-/-	-	-/-	-	-	-	-		
Sam Summer	-	33	-/-	-/-	-	-/-	-	-	-	-		
Joe Gillis	1	23	0.5/1	-/-	-	-/-	-	-	-	1		
Andrew Molenaar	-	33	0.5/-	-/-	-	-/-	-	-	-	-		
Chandler Obering	1	23	-/-	-/-	-	-/-	-	-	-	-		
Logan Suggs	-	22	-/-	-/-	-	-/-	-	-	-	-		
Vincent Pyne	2	-2	-/-	-/-	-	-/-	-	-	-	-		
Darby Boelter	1	12	-/-	-/-	-	-/-	-	1	-	-		
Will Seymour	1	-1	-/-	-/-	-	-/-	-	-	-	-		
Beaux Thyen	-	11	-/-	-/-	-	-/-	-	-	-	-		
Breck Neubauer	-	11	-/-	-/-	-	-/-	-	-	-	-		
Jacob Hansen	-	11	-/-	-/-	-	-/-	-	-	-	-		
Landon Danner	-	11	-/-	-/-	-	-/-	-	-	-	-		
Teddy Wackman	-	11	-/-	-/-	-	-/-	-	-	-	-		
Tanner Davis	-	11	-/-	-/-	-	-/-	-	-	-	-		
Andrew Lipke	-	11	-/-	-/-	-	-/-	-	1	-	-		
John Karkula	-	11	-/-	-/-	-	-/-	-	-	-	-		
Andrew Most	1	-1	-/-	-/-	-	-/-	-	-	-	-		
Rylan Turqueza	-	11	-/-	-/-	-	-/-	-	-	-	-		
Grady Minnerath	-	11	0.5/2	0.5/2	-	-/-	-	-	-	-		
Will Peroutka	-	--	-/-	-/-	-	-/-	1-0	-	-	-		
Hudson Poole	-	--	-/-	-/-	-	-/-	-	1	-	-		
Travon Crapps	-	--	-/-	-/-	-	-/-	-	1	-	-		