

2007 Hampton University Football Media Guide



*It's a Vision
Not a Dream*



HAMPTON UNIVERSITY FOOTBALL UNDER JOE TAYLOR

- 44 All-Americans
- 14 Conference Players of the Year
- 8 Conference Championships
(5 MEAC, 3 CIAA)
- 7 NCAA Playoff Appearances
(5 Division I FCS, 2 Division II)
- 4 SBN Black College National Championships

It's a Vision

Not a Dream

Quick Facts

Name of School	Hampton University
City/Zip	Hampton, Virginia 23668
Founded	1868
Enrollment	6,156
Nickname	Pirates
School Colors	Royal Blue and White
Stadium	Armstrong Stadium
Capacity	17,000
Surface	Natural Grass
Affiliation	NCAA Division I-AA
Conference	Mid-Eastern Athletic Conference
President	Dr. William R. Harvey
Athletics Director	Lonza Hardy, Jr.
Athletic Phone	(757) 728-6747

History

First Year of Football	1902
All-time Bowl/Playoff Record	1-8
Years In Post-Season Play	8
Last Post-Season Appearance	2006
All-Time Record	507-357-34

Sports Information Directory

Football SID	Jamar Ross
SID Office Phone	(757) 727-5757
SID Home Phone	(757) 871-9475
SID Fax	(757) 727-5813
Email	jamar.ross@hamptonu.edu
Press Box Phone	(757) 727-5422
Website:	www.hamptonpirates.com
SID Mailing Address	194 Holland Hall Hampton, Virginia 23668

Coaching Staff

Head Coach	Joseph Taylor
Alma Mater/Year	Western Illinois '72
Record at Hampton (Years)	130-43-1 (15 years)
Overall Record (Years)	191-71-4 (24 years)
Football Office Phone	(757) 727-5322
Best Time/Day To Reach Coach	Contact SID

Assistant Coaches

Defensive Coordinator/Linebackers	Jerry Holmes (West Virginia '79)
Assistant Head Coach/Secondary	Donovan Rose (Hampton '79)
Defensive Line	Timothy Edwards (Delta State '91)
Offensive Line	Lawrence Kershaw (Virginia State '95)
Running Backs	Aaron Taylor (Virginia State '01)
Offensive Coordinator/Wide Receivers	Corey Sullivan (Tennessee State '02)
Secondary	Devan Hill (Hampton '04)
Quarterbacks	Roy Johnson (Hampton '99)

2007 Schedule

DATE	OPPONENT
9/8	at Howard
9/15	at North Carolina A&T
9/20	Morgan State
9/29	Delaware State
10/6	at Princeton
10/13	at Norfolk State
10/20	South Carolina State (HC)
10/27	at Winston-Salem State
11/3	at Bethune-Cookman
11/10	Florida A&M
11/17	Southern Illinois

Team Information

2006 Record:	10-2
2006 Conference Record/Finish:	7-1/1st
Lettermen Returning/Lost:	47/25
Offensive Starters Returning/Lost:	3/8
Defensive Starters Returning/Lost:	6/5
Specialists Starters Returning/Lost:	1/1
Basic Offense	Spread
Basic Defense	3-4

2006 Results

Date	Opponent	Res.	Score
9/2	vs. Grambling State	W	27-26 (ot)
9/9	Howard	W	46-7
9/16	North Carolina A&T	W	48-14
9/23	vs. Morgan State	W	26-7
9/30	at Delaware State	W	29-14
10/7	vs. Central State (OH)	W	42-12
10/14	Norfolk State	W	42-13
10/21	at South Carolina State	L	6-13
10/28	Winston-Salem State	W	13-3
11/4	Bethune-Cookman	W	34-17
11/11	at Florida A&M	W	59-7
11/25	New Hampshire	L	38-41

MEDIA INFORMATION

Quick Facts	1
Covering the Pirates	4-5
Media Outlets	6

INSIDE HAMPTON UNIVERSITY

The President	8-9
University Story	10-11
Campus Map	12

THE DEPARTMENT OF ATHLETICS

Athletic Administration	14-15
Academic Support for Athletics	16
Athletic Staff	17-19
HU Athletics Since 1990	20-24
Armstrong Stadium	25
Football Facilities	26
City of Hampton	27
Strength & Conditioning	28-29
Pirates in the Community	30-31
The Marching Band	32

PREVIEW

2007 Outlook	34-37
Alphabetical Roster	38-39
Geographical Breakdown	40-41
Depth Chart	42

FOOTBALL COACHES

Head Coach Joe Taylor	44-48
Assistant Coaches	50-54
Football Support Staff	55-56

MEET THE PIRATES

2007 Pirates	58-82
--------------------	-------

4 T.J. Mitchell	55 Nicholas Royal	Tyler Bailey
9 Jerry Cummings	58 Charles Robinson	Jackie Bates
10 Pat Preston	60 Justin Holland	Justin Brown
12 Herbert Byne	61 Kingsley Wiafe	Carson Byrd
15 Daniel Brooks	62 Michael Ola	Kevin Burke
16 Kevin Teel	64 Henry Porche	Chris Burley
17 Vaughn Mansfield	65 Dennis Conley	James Butts
18 Jason Tomlin	69 Justin Gary	Stephen Cotton
19 Jeremy Gilchrist	70 Thomas Boddie	Reggie Dixon
20 Gerard Griffin	72 Michael Lacey	Jobie Dowling
21 Kevin Beverly	73 Troy Clegg	Jacobi Fenner
23 Henti Baird	74 Everett Hopkins	Trey Fowlkes
27 Van Morgan	76 Adam Herald	Ben Green
28 Ellis Coleman	78 Ryan Cave	Justin Hairston
29 Jahmal Blanchard	80 Kyle Lloyd	Anthony Humphries
31 Tobin Lyon	82 Ian Davis	Nathaniel Hood
33 Qutrell Payton	85 Darius Mullen	Darius Johnson
36 Ralph Steward	86 Marcel Roache	Andrew Jolly
39 Antonio Brown	88 Marcus Wiggs	Niyem Lee
41 Larry Strickland	89 Ernie Lomax	Dennis Mathis
43 Franklin Frazier	91 Xavier Warren	Dyrrri McCain
45 Furnace Barnes	93 Andrew Creary	Derrick McPhearson
46 Demarius Sapp	94 Marcus Dixon	Quanta Poitillo
47 Namon Freeman	95 Charles Young	Bryan Smith
48 Darrell Harris	96 Donald Evans	Isaiah Thomas
49 Wakeem Goode	97 Vernon Bryant	Carlo Turavani
50 Michael Swett	98 Kendall Langford	Jonathan Wade
51 Maurice Riley	99 Donnell Sands	Chris Willis
54 Jimari Jones	Daniel Allen	Rasoul Wilson



ABOUT THE COVERS

Front Cover

All-MEAC defensive end Marcus Dixon (#94); offensive lineman Dennis Conley (#65); running back Kevin Beverly (#21); All-American defensive end Kendall Langford (#98).

Inside Front

Wide receiver Jeremy Gilchrist (#19); quarterback TJ Mitchell (#4); defensive tackle Vernon Bryant (#97).

Inside Back

Safety Henti Baird (#23); All-MEAC punter Jahmal Blanchard (#29); linebacker Jimari Jones (#54); wide receiver/kick returner Kevin Teel (#16).

Back Cover

Pirates in the NFL



MEAC

The MEAC History	84-85
MEAC 2007 Football Schedule/ Pre-Season Predictions	86

OPPONENTS

Howard Bison	88
North Carolina A&T Aggies	89
Morgan State Bears	90
Delaware State Hornets	91
Princeton	92
Norfolk State Spartans	93
South Carolina State Bulldogs	94
Winston-Salem Rams	95
Bethune-Cookman Wildcats	96
Florida A&M Rattlers	97
Southern Illinois	98

SEASON IN REVIEW

2006 Pirates Stats	100-104
2006 Game Recaps	105-113
MEAC Honors	115
2006 MEAC Stats	116-120

RECORD BOOK

Yearly Look Back	122-133
NCAA Record Books	134
CIAA/MEAC Statistical Champions	135
Last Time An Individual Had	136-137
Final Polls-Conference Champs	138
All-Time Records	139-143
All-Time Coach's Results	143
Home Openers	144
All-Time Opponent's Index	145-148
Past All-CIAA/All MEAC Selections	149
Past All-American Selections	150
All-Time Roster	151-157
Pirates in the NFL	158

POST-SEASON

All-Time Playoff Results/Records	160-164
--	---------

CREDITS

Hampton's 2007 Football Media Guide is the official yearbook of Hampton University

Published by
The Office of Sports Information

Editor
Jamar Ross
Sports Information Director

Other Contributors
The Office of University
Relations

Layout and Design
Typography Plus
brendasets@aol.com

Cover Design
Laurinda Minke

Printing
Multi-Ad Services, Inc.

**Cover Photography
& Inside Photography**
Mark Sutton,
Mark's Digital Photography

Pirates in the NFL Photography
Tom Wagner, Tampa Bay Buccaneers
Phil Hoffman, Baltimore Ravens
John H. Reid, III, Cleveland Browns
San Francisco Giants, New York Giants
St. Louis Rams, Chicago Bears



Covering The Pirates



JAMAR ROSS
Sports Information
Director



LATOYA SIVELLS
Assistant SID

The Hampton University 2007 Football Media Guide has been designed for use by local and national media and Pirate fans. Additional information including press releases, photos, and video footage is available by request to accredited media outlets. Any questions not covered in this publication can be directed to the Hampton University Sports Information Office.

CREDENTIALS

Credentials for Hampton University home games are issued to working media only and must be visible at all times for access to the press box. Requests should be made as soon as possible, in writing and on company letterhead to Jamar Ross, Director of Sports Information at 194 Holland Hall, Hampton, Virginia 23668 or via fax at (757) 727-5813. Season credentials will be granted only to daily newspapers and television/radio stations that cover the Pirates on a regular basis. Other media outlets will be granted credentials on a single-game, space available basis at the discretion of the Sports Information Office. Requests for single-game credentials should arrive no later than 48 hours prior to the day of the game.

Credentials will be mailed if time permits or can be picked up at the Sports Information Office, Room 194 Holland Hall, until 5:00 p.m. the day before the game. Otherwise, they will be left at the press will-call booth at Armstrong Stadium.

FOOTBALL PRACTICE

Hampton University football practices are open to the media. Coach Taylor will meet with interested media 15 minutes prior to or immediately following practice. Please contact the Sports Information Office if you plan to attend. A member of the Pirates Sports Information staff will assist in gathering requested players for interviews.

INTERVIEW POLICIES

WEEKLY PRESS CONFERENCE

Coach Taylor plays host to a weekly media conference on Wednesday's at Noon in the Team Room of Armstrong Stadium. He will highlight the previous week's contest and also preview the upcoming opponent. In addition, Pirate student-athletes will also be in attendance and available for one-on-one interviews.

INTERVIEWING COACH TAYLOR

All media outlets that are unable to attend the weekly press conference may arrange an interview with Coach Taylor through the Sports Information Office. Please arrange all interviews at least 24 hours in advance. Interviews will be conducted either prior to or at the conclusion of practice; no interviews will be conducted during practice.

PLAYER INTERVIEWS

Players are available for interviews in person or via telephone throughout the week. All player interviews should be arranged through the Sports Information Office and at least 24 hours in advance. Telephone interviews will be conducted when the players' schedules allow. Hampton University players will not accept calls from the media in their rooms.

POSTGAME INTERVIEWS

Following a brief cooling-off period, Coach Taylor and requested HU players will be brought to the interview area in Armstrong Stadium. Requests for players will be collected in the press box, midway through the fourth quarter. The locker room and training area are closed to the media.

PRESS PARKING

Press parking passes are available upon request on a limited basis and must be picked up at least 24 hours in advance of the weekly contest. Press parking is located in Lot #3 adjacent to the tennis stadium or Lot #11 adjacent to the Hampton University Convocation Center. Press parking credentials must be visible in the front window at all times. Passes cannot be transferred or replaced.

PRESS BOX SERVICES

Programs, flip cards, statistics and game notes will be provided before each game. A play-by-play will be distributed at the conclusion of each quarter. Halftime statistics also will be available. Complete team and individual statistics and scoring summary will be provided after the game. A light meal will be served during halftime of each game and soft drinks are available throughout the contest.



WEST PRESS BOX (Home Side)

LEVEL 1 - Working area for scoreboard operator, clock operators, video board operator and television commentators. This level also includes the Director of Athletics' booth.
LEVEL 2 - President's Suite

EAST PRESS BOX (Visitor's Side)

LEVEL 1 - This area is reserved for working media and sports information personnel.
LEVEL 2 - Working area for coaches and visiting and home team radio stations.

PHOTOGRAPHERS

Photographers will not be allowed on the sideline without a visible credential issued by the Hampton University Sports Information Office. Under NCAA and Mid-Eastern Athletic Conference guidelines, photographers are not allowed between the 25-yard lines. Credential holders not working will be asked to leave the sidelines. A representative of the Sports Information Office will be on the field to handle any questions and serve as a field liaison to the press box staff.

RADIO BROADCASTING

All visiting radio stations wishing to broadcast a contest at Armstrong Stadium must contact the Sports Information Office at least two weeks prior to the game.

PIRATES ON THE WEB

The Hampton University athletic website is located at www.hamptonpirates.com. Up-to-date statistics, schedules and results on the Pirates' men's and women's varsity programs are located there.

MEAC TELECONFERENCE

The 10 MEAC football coaches will be featured on a weekly teleconference each Tuesday from 10:00 a.m. until 11:43 a.m. Each Coach will have 10 minutes to make an opening statement and answer questions. Contact the MEAC Office at (757) 416-7116 for the dial in number to the teleconference.

2007 Hampton University Football Travel Itinerary

HOWARD – Sept. 8

Depart: Friday, Sept. 7 at 9 a.m.
Return: Saturday, Sept. 8 at 11 p.m.
Team Headquarters: Marriott Crystal Gateway
1700 Jefferson Davis Highway
Arlington, Va. 22202
(301) 820-6057

NORTH CAROLINA A&T – Sept. 15

Depart: Friday, Sept. 14 at 9 a.m.
Return: Saturday, Sept. 15 at 11 p.m.
Team Headquarters: Clarion Hotel
415 Swing Road
Greensboro, N.C. 27409
(336) 315-1505

PRINCETON – Oct. 6

Depart: Friday, Oct. 5 at 9 a.m.
Return: Saturday, Oct. 6 at 11 p.m.
Team Headquarters: Hyatt Regency Princeton
102 Carnegie Center
Princeton, N.J. 08540
(609) 987-1234

WINSTON-SALEM STATE – Oct. 27

Depart: Friday, Oct. 26 at 9 a.m.
Return: Saturday, Oct. 27 at 11 p.m.
Team Headquarters: Clarion Hotel
415 Swing Road
Greensboro, N.C. 27409
(336) 315-1505

BETHUNE-COOKMAN – Nov. 3

Depart: Friday, Nov. 2 at 9 a.m.
Return: Saturday, Nov. 3 at 11 p.m.
Team Headquarters: Holiday Inn Express
2620 W International Speedway Blvd.
Daytona Beach, Fla. 32114
(386) 258-6333



Media Outlets

PRINT MEDIA

Daily Press

CONTACT: MARTY O'BRIEN
MOBRIEN@DAILYPRESS.COM

7505 WARWICK BOULEVARD, NEWPORT NEWS, VA 23607-1517
PHONE: (757) 247-4630 / FAX: (757) 247-9420 / WWW.DAILYPRESS.COM

The Virginian-Pilot

TRIS WYKES
CTWYKES@AOL.COM

150 WEST BRAMBLETON AVENUE, NORFOLK, VA 23510-2018
PHONE: (757) 446-2371 / FAX: (757) 533-9004 / WWW.PILOTONLINE.COM

Richmond Times-Dispatch

JOHN O'CONNOR
JOCONNOR@TIMESDISPATCH.COM
TDSPTS@TIMESDISPATCH.COM

300 EAST FRANKLIN STREET, RICHMOND, VA 23219
PHONE: (804) 649-6233 / FAX: (804) 775-8085 / WWW.TIMESDISPATCH.COM

The Progress-Index

JOHN COSCIA
NEWSROOM@PROGRESS-INDEX.COM

15 FRANKLIN STREET, PETERSBURG, VA 23803-4514
PHONE: (804) 732-3456 / FAX: (804) 732-8417 / WWW.PROGRESS-INDEX.COM

New Journal & Guide

LEONARD COLVIN
NJOURNALG@EARTHLINK.NET

P.O. BOX 209, NORFOLK, VA 23501
PHONE: (757) 543-6531 / FAX: (757) 543-7620

The Roanoke Times

BILL BERN
BILL.BERN@ROANOKE.COM

P.O. BOX 2491, ROANOKE, VA 24010-2491
PHONE: (540) 981-3128 / FAX: (540) 981-3346 / WWW.ROANOKETIMES.COM

Suffolk News Herald

STEPHEN COWLES
SCOWLES@SUFFOLKNEWSHERALD.COM

P.O. BOX 1220, SUFFOLK, VA 23434-1220
PHONE: (757) 934-9613 / FAX: (757) 539-8804 / WWW.SUFFOLKNEWSHERALD.COM

The Associated Press

HANK KURZ
HKURZ@AP.ORG

700 EAST MAIN STREET, SUITE 1380, RICHMOND, VA 23219-2619
PHONE: (804) 643-6646 / FAX: (804) 643-6223

HBCSports Press Association

DONAL WARE
DWARE1@BOXTOROW.COM

145 RUTH CIRCLE, FUQUAY-VARINA, NC 27526
PHONE: (919) 567-0583 / FAX (919) 567-0670

USA Today

TOM O'TOOLE
TOTOOLE@USATODAY.COM

7950 JONES BRANCH DRIVE, MCLEAN, VA 22108
PHONE: (703) 854-5354 / FAX: (703) 854-2078 / WWW.USATODAY.COM

WTKR-TV 3

CORY CURTIS
CORY.CURTIS@WTKR.COM

720 BOUSH STREET, NORFOLK, VA 23510-1502
PHONE: (757) 446-1361 / FAX: (757) 446-1376 / WWW.WTKR.COM

WVEC-TV 13

SCOTT CASH
SCASH@WVEC.COM

613 WOODIS AVENUE, NORFOLK, VA 23510-1017
PHONE: (757) 628-6215 / FAX: (757) 628-5855 / WWW.WVEC.COM

WAVY-TV 10

BRUCE RADER
WAVY.SPORTS@LINTV.COM

300 WAVY STREET, PORTSMOUTH, VA 23704-5200
PHONE: (757) 673-5370 / FAX: (757) 397-8279 / WWW.WAVY.COM

WQOV 88.1 FM

ROB DIXON
ROBERT.DIXON@HAMPTONU.EDU

HAMPTON UNIVERSITY, HAMPTON, VA 23668
PHONE: (757) 727-5407 / FAX: (757) 727-5427

WGH 1310 AM

TONY MERCURIO
TMERCURIO@ESPNRADIO1310.COM

5589 GREENWICH ROAD, VIRGINIA BEACH, VA 23462-6513
PHONE: (757) 671-1000, EXT. 206 / FAX: (757) 671-1010 / WWW.ESPNRADIO1310.COM

From The Press Box To Press Row

DONAL WARE
DWARE1@BOXTOROW.COM

145 RUTH CIRCLE, FUQUAY-VARINA, NC 27526
PHONE: (919) 567-0583 / FAX (919) 567-0670

Sports Network

MATT DOUGHERTY
MDOUGHERTY@SPORTSNETWORK.COM

2200 BYBERRY ROAD, SUITE 200, HATBORO, PA 19040
PHONE: (800) 227-7249 / FAX: (800) 227-0803 / WWW.SPORTSNETWORK.COM

SportsTicker

DOUG MITTLER
DOUG.MITTLER@SPORTSTICKER.COM

HARBORSIDE FINANCIAL CENTER, 800 PLAZA TWO, JERSEY CITY, NJ 07311

College Sporting News

ERIN WALLACE
ERIN.WALLACE@COLLEGESPORTINGNEWS.COM

5100 RAVENSWOOD, SUITE 100, CHICAGO, IL 60640
PHONE: (847) 675-5988 / WWW.COLLEGESPORTINGNEWS.COM

Sheridan Broadcasting Network

TY MILLER
TMILLER@SBNOL.COM

966 PENN AVENUE, SUITE 200, PITTSBURGH, PA 15222-3811
PHONE: (412) 456-4211 / FAX (412) 456-4040


Hampton University





President

*Dr.
William
Harvey*





Dr. William R. Harvey is President of Hampton University and 100% owner of the Pepsi-Cola Bottling Company of Houghton, Michigan. A native of Brewton, Alabama, he is a graduate of Southern Normal High School and Talladega College. He earned his doctorate in College Administration from Harvard University in 1972. Prior to assuming his current position, he served as Administrative Vice President at Tuskegee University; Administrative Assistant to the President of Fisk University; and as Assistant for Governmental Affairs to the Dean of the Graduate School of Education at Harvard University.

As the President of Hampton University since 1978, Dr. William R. Harvey has introduced innovations which have solidified Hampton's stellar position among the nation's colleges and universities. His innovative leadership is reflected in the growth and quality of the University's student population, academic programs, physical facilities, and financial base.

His commitment to expansion and innovation in academic programs has resulted in 45 new academic programs. Some of these new thrusts include undergraduate programs in Physical Therapy, Marine Science, Chemical and Electrical Engineering, Airway Science, Emergency Medical Assistance Management; graduate programs in Business Administration, Applied Mathematics, Chemistry; and Ph.D. programs in Physics, Pharmacy, Physical Therapy, and Nursing. These new programs, together with existing ones, have placed and kept Hampton on the cutting edge of higher education.

An astute businessman, Dr. Harvey initiated a university-owned commercial development consisting of a shopping center and 246 two-bedroom apartments. All after tax profits from the Hampton Harbor Project are primarily utilized for student scholarships. Additionally, the Project creates jobs, provides services, increases the number of African-American entrepreneurs, and expands the tax base in the City of Hampton.

His achievements have been recognized through inclusion in *Personalities of the South*, *Who's Who in the South and Southwest*, *Who's Who in Black America*, *Who's Who in American Education*, *International Who's Who of Intellectuals*, *Two Thousand Notable Americans*, *Who's Who in Business and Finance*, and *Who's Who in America*. He is also the recipient of American Biographical Institute's Twentieth Century Achievement Award.

Dr. Harvey is married to the former Norma Baker of Martinsville, Virginia, and they have three children—Kelly Renee, William Christopher, and Leslie Denise.


Hampton University

*The
Standard
of Excellence*

Hampton University, a dynamic, progressive institution of higher education, is a privately-endowed, nonprofit, non-sectarian, co-educational, historically black university. It is located in southeastern Virginia and boasts one of the loveliest campuses in the nation, with a picturesque waterfront and historic buildings and landmarks.



Through global scientific collaborations, cutting edge research projects and increased technological enhancements on the campus, Hampton University continues to emerge as a leading research institution of higher education. The growth of Hampton University's academic reputation has brought unprecedented opportunities for university scientists to collaborate on worldwide research projects, including launching satellites, helping to detect breast cancer, developing a fiber-optic nerve system for artificial limbs, probing the earth's atmosphere and learning about the basic formation of the universe.



Named to the Honor Roll for Character Building Colleges for four consecutive years (1996-2000) by the John Templeton Foundation, Hampton University offers its students an education for life. The University was founded in 1868 by General Samuel Chapman Armstrong as Hampton Normal and Agricultural Institute, designed to educate the newly emancipated African Americans, and has grown into a comprehensive University offering a broad range of technical, liberal arts, pre-professional, professional and graduate degree programs. The University employs 400 faculty and maintains an enrollment of about 6,000 students.

The University is comprised of seven schools, the schools of Business, Engineering and Technology, Liberal Arts and Education, Nursing, Pharmacy, Science and the Scripps Howard School of Journalism and Communications, a Graduate College, the College of Continuing Education and the College of Virginia Beach. The University offers 38 bachelor's degree programs, 14 master's degree programs, and the doctoral or professional degree in nursing (Ph.D.), physics (Ph.D.), physical therapy (DPT), and pharmacy (Pharm.D.). Hampton was the first historically black college or

university to offer the Ph.D. in nursing. The University is accredited by the Southern Association of Colleges and Schools and the Department of Education of the Commonwealth of Virginia. Various schools and departments within the University also maintain specialized accreditations of their own. The University holds membership in the Council of Graduate Schools, the Council of Independent Colleges in Virginia, and the American Council on Education.

Hampton University is among the leaders in higher education, and has been ranked among the top (No. 29) southern universities in the regional university category of the 2004 *U.S. News and World Report* Best Colleges rankings. Hampton also was ranked No. 3 in *Black Enterprise* magazine's 2004 list of the leading colleges and universities for African American students. Hampton's commitment to technological advancement was recognized when the University was listed No. 6 among the "Most Connected Campus," in the country according to a 2003 survey conducted by The Princeton Review available exclusively on Forbes.com. HU, the only historically black college listed in the top 50, tied for sixth with three other universities. And, Hampton continues to be ranked among the top 10 in graduating African Americans with biology, business management, communications, English, journalism and psychology degrees by *Black Issues in Higher Education* magazine.

Hampton University's cultural achievements are equally as impressive. The University Museum, founded in 1868, is the oldest African-American museum in the United States and one of the oldest museums in Virginia. A recent \$5 million renovation of an existing structure now houses the Museum's more than 9,000 objects, including traditional art from Africa, Asia, Native America and the Pacific; African-American fine arts;

and objects relating to the history of the University. The Museum also includes archival holdings, which now total 10 million documents including works by 10 U.S. presidents; and the nation's first African American Poetry Archive, created in the summer of 1998. In addition, in 1996, the Museum acquired management and operation of *The International Review of African American Art*, the only publication devoted primarily to African-American art.



Campus Map HAMPTON UNIVERSITY



- | | | | | | |
|-----------------------------------|-------------------------------|------------------------------------|---------------------------|--|--|
| 1 Hampton Harbor Shops | 21 Alumni House | 29 Whipple Barn | 34 Computer Center | 47 Armstrong Slater | 55 Martin L. King Hall - Ethel Buckman |
| 2 Hampton Harbor Apartments | 22 Ogden Hall | Admissions | 35 Clarke Hall | Counseling Center | Hall |
| 3 Student Health Services & Hubac | 23 Mansion House | Financial Aid | 36 Dubois Hall | Human Resources | School of Business |
| 4 Center For Atmospheric Science | 24 Administration Building | Registrar | 37 Academy Building | Army R.O.T.C. | Psychology Department |
| 5 Thurgood Marshall Hall | VP for Academic Affairs | University Police | Upward Bound | Sociology Department | Social Work Program |
| 6 Winona Hall | VP for Business Affairs | Science & Technology | Talent Search | History Department | History Department |
| 7 Queen St. Hall | VP for Development | Mathematics Department | Naval R.O.T.C. | Roads & Grounds | William R. & Norma B. Harvey |
| 8 McGrew Towers | VP for Research | Computer Science | 38 Wilder Hall | 49 Graduate Physics Research Center | Library Academic Technology Mall |
| 9 Katharine House | Business Office | Airway Science | 39 Moton Hall | 50 Hampton National Cemetery | Booker T. Washington Memorial |
| 10 Moorings Hall | Memorial Church | Communicative Sciences & Disorders | 40 Marine Science | 51 Armstrong Stadium | 57 William Freeman & Flenmie Kittrell |
| 11 Davidson Hall | 25 Wigwam | 31 Turner Hall | 41 Harkness Hall | 52 Nelson - Screen Tennis Stadium | Holland Hall |
| 12 Twichell Hall | 26 Lincoln & Armstrong Shrine | 32 Dupont Hall | 42 Steam Plant | 53 Holland Hall | School of Nursing |
| 13 Kelsey Hall | 27 Armstrong Hall | Biology Department | 43 Pierce Hall | 54 Athletic Director | School of Pharmacy |
| 14 Modaris | 28 English Department | Chemistry Department | 44 James Hall | Health, Physical Education & Recreation Department | 59 Convocation Center |
| 16 Virginia Cleveland Hall | Mass Media Department | 33 Stone Building | 45 Maintenance Store Room | 54 Olin Engineering Building | 60 Phoenix Hall |
| 17 Kennedy Hall | Music Department | Secretarial Services | 46 Bemis Lab | Architecture Department | Department of Education |
| 18 Huntington Memorial Museum | VP for Research | Purchasing Agent | 47 | Physical Therapy | 61 Eva C. Mitchell |
| 19 Trustee House | VP for Research | Mail Room | 48 | Physical Therapy | 62 Emancipation Oak |
| 20 Holly Tree Inn | VP for Research | University Relations | 49 | Physical Therapy | |



The Department of Athletics

Athletic Administration



Lonza Hardy, Jr.

Director of Athletics

LONZA HARDY, JR was named Director of Athletics at Hampton University on June 20 after spending the previous six years in the same capacity at Mississippi Valley State University.

A 1978 graduate of the University of North Carolina at Chapel Hill School of Journalism, Hardy has enjoyed a successful career in college sports for more than 29 years. During his stint at Mississippi Valley State he worked relentlessly to elevate the school's dormant athletics program into a power in the Southwestern Athletic Conference (SWAC). In fact, during his six-year reign, the university captured more league championships than it had in the previous 33 years combined. Accordingly, he was and continues to be widely regarded as one of the premier athletic administrators on the collegiate level, capturing the 2006 General Neyland Outstanding Athletics Director Award by the All-American Football Foundation.

Some of Hardy's accomplishments while at The Valley include the creation of a Student-Athlete Academic Resource Center and the creation of the Ashley Ambrose Lounge, made possible by a donation from the former MVSU and current Kansas City Chiefs star to serve as a reception area and hosting lounge at the Devils Den Football Complex. He also oversaw the addition of lights and new fencing at the MVSU baseball field, relocation of the Department of Athletics to better offices on campus, improvements to the press box at Rice-Totten Stadium and improvements to and relocation of the athletics weight room. Hardy's efforts also extended to the completion of an on-campus soccer facility and the development of a long-range plan for the construction of an 18-hole golf course and a health and wellness complex which will house a new basketball arena.

Prior to his position at Mississippi Valley State, Hardy served as associate commissioner of the Southwestern Athletic Conference for more than 11 years (1989-2001), where he helped to elevate the image of the 10-member league while handling the conference's public relations efforts and working hand-in-hand with the commissioner in managing the day-to-day operations of the conference headquarters. At the conclusion of his final year with the SWAC, Hardy was awarded the Kodak Good Person Award, an honor bestowed by the College Sports Information Directors of America (CoSIDA) in recognition of outstanding community service.

From 1986 to 1989 Hardy served as sports information director at Southern University in Baton Rouge, Louisiana, a position he also held at Alcorn State University in Mississippi from 1980 to 1986. During those nine years he was tabbed SWAC Sports Information Director of the Year four times.

A native New Yorker, Hardy start in college sports came at Albany State University in Albany, Georgia, where he was a public information aide from 1978 to 1980.

Athletic Administration

Novelle Dickenson

Associate Athletic Director for Administration

NOVELLE J. DICKENSON is currently Associate Professor of Political Science, Assistant to the Dean of the School of Liberal Arts and Education and Associate Athletic Director for Administration. He also served Hampton University for over three decades in many different capacities including Chair of the Department of Political Science and History; Interim Chair of the Department of Sociology; Interim Chair of the Department of Health, Physical Education and Recreation; Pre-Law Advisor; Faculty Representative to the Hampton University Board of Trustees; Member of the Tenure and Promotions Committee in the School of Liberal Arts and Education; and Faculty Athletics Representative. He is the recipient of the Christian R. and Mary Lindback Foundation Award for Distinguished Teaching.

Mr. Dickenson served as President of the Mid-Eastern Athletics Conference (MEAC), and is a former member of the National Collegiate Athletic Association (NCAA) Academic/Eligibility and Compliance (AEC) Cabinet, and a member of the sub-committee on Continuing Eligibility. He has a long history of community involvement that includes: Past First Vice President of the Hampton Branch of the National Association of the Advancement of Colored People (NAACP), current member of Town and Gown Committee (City of Hampton, Virginia), Campaign Manager for local and state elected officials, member and Steward of the Bethel African Methodist Episcopal Church (Hampton, Virginia) and president of the Delta Beta Lambda (Hampton, Virginia) Chapter of the Alpha Phi Alpha Fraternity, Incorporated. Dickenson is a graduate of Hampton Institute and Howard University.

Mr. Dickenson is married to the former Aphama Walbrook, and they are the proud parents of three children, Omar, Sharifa and Andrew.


Tianna Scott

Assistant Director of Athletics for Student Services and Senior Woman Administrator

TIANNA SCOTT was named Assistant Director of Athletics for Student Services and Senior Woman Administrator in November of 2006. In this capacity she oversees the areas of compliance and academic support, while also providing direct administrative supervision to the sports of softball, volleyball and sailing.

Scott arrived at Hampton after spending six years as an academic advisor at Old Dominion University. There she coordinated the academic planning for over 200 athletes, while serving as president of The Coalition of Black Faculty and Administrators and on the ODU Advisory Council for Diversity.

A native of Seattle, Washington, Scott is a graduate of Howard University where she earned her bachelor's degree in communications and a master's in education. While at Howard she was a four-year starter for the Bisons, earning All-Rookie Team honors in 1992 and helping them capture the 1996 MEAC Tournament Championship.



Department of Athletics

Academic Support for Athletics

HAMPTON UNIVERSITY has a proud tradition of athletic excellence. In fact, Hampton's success on the playing field would not be possible without the student-athlete's success in the classroom. Due to the importance of academics at the university, the Department of Athletics implemented the Athletic Academic Support Program. The program is headed by LaNea Winston, Coordinator of Athletic Academic Support. Ms. Winston and her staff are responsible for monitoring the academic progress of all student-athletes to ensure that they are meeting NCAA and university rules and regulations. The AAS program also provides study hall, tutorial services, and academic support for the student-athletes.

In its effort to provide the student-athlete with the very best tools for success on and off the field, the AAS implemented our signature program called "Student Athletes Involved in Learning, Leadership and Service" (S.A.I.L.L.S.).

The S.A.I.L.L.S. program is geared towards the total development of the student-athlete through athletics, academics, career development, personal development, and community service. The program's commitment is also to provide an effective study hall program, which facilitates the development of student-athletes as critical thinkers with a variety of integrated learning skills. Stu-

dent-athletes are given the opportunity to acquire appropriate communication skills and decision-making skills that will enable them to manage their personal and professional lives. The program also assists student-athletes with

opportunities to develop the foundation for a lifelong commitment to volunteerism. S.A.I.L.L.S. is committed to the goal of assisting in developing the total person.

The S.A.I.L.L.S. program has provided various seminars that range from preparing for success in life to time management and drug awareness and responsibility. The program also reaches out to the community through Pirates Conquest—Pirates Conquering the Community. Student-Athletes visit area elementary and middle schools to speak about the challenges of balancing athletics and academics.

"S.A.I.L.L.S. is the key to Hampton's student-athletes present and future achievements, both on and off the field and in the classroom. This program sets out to accomplish the Hampton University mission of an education for life which is to ensure the future success of the student-athlete in both his or her personal and professional lives."



2007 Hampton Athletic Staff

Department of Athletics

ADMINISTRATION

ADMINISTRATION
Director of Athletics
Lonza Hardy727-5651

FACULTY ATHLETIC REPRESENTATIVE
Novelle Dickinson727-5794

ASSISTANT DIRECTOR OF ATHLETICS FOR STUDENT SERVICES/SENIOR WOMAN ADMINISTRATOR
Tianna Scott637-2122

ADMINISTRATIVE ASSISTANT FOR ATHLETICS
Shakira Jackson-Parks727-5641
Athletic Department Fax728-6995

ATHLETIC ACADEMIC SUPPORT

COORDINATOR OF ACADEMIC SUPPORT FOR ATHLETICS
LaNea Winsto728-6798

ADMINISTRATIVE ASSISTANT FOR ACADEMIC SUPPORT
Stephanie Credle727-5273

BUSINESS OFFICE

ATHLETICS BUSINESS MANAGER/TICKET MANAGER
Terrence Warren728-6780

COMPLIANCE

COMPLIANCE COORDINATOR
Nancy Lake727-5737

CONVOCATION CENTER/ TICKET OFFICE

CONVOCATION CENTER GENERAL MANAGER
Fred Hill727-6800

CONVOCATION CENTER DIRECTOR
Jewel Baker727-6800

ADMINISTRATIVE ASSISTANT FOR THE CONVOCATION CENTER
Cynthia Hardamon728-6800
Convocation Center Ticket Office728-6828
Convocation Center Fax728-6905

FACILITIES/EQUIPMENT

DIRECTOR OF FACILITIES/EQUIPMENT OPERATIONS
John "Buster" Jackson727-5516

ASSISTANT DIRECTOR OF FACILITIES/EQUIPMENT OPERATIONS
John Brown728-6665

MARKETING

ATHLETIC MARKETING SPECIALIST
Brint Martin728-6747

SPORTS INFORMATION

DIRECTOR OF SPORTS INFORMATION
Jamar Ross727-5757

ASSISTANT DIRECTOR OF SPORTS INFORMATION
LaToya Sivells727-5906
Sports Information Fax727-5813

SPORTS MEDICINE

HEAD ATHLETIC TRAINER
Christina Espinoza727-5723

ASSISTANT ATHLETIC TRAINER
Melissa Odell727-5723

STRENGTH & CONDITIONING

DIRECTOR OF ATHLETIC PERFORMANCE
Zach Nott727-5093

ASSISTANT DIRECTOR OF ATHLETIC PERFORMANCE
Quadrian banks727-5093

VARSITY SPORTS OFFICES

MEN'S BASKETBALL

HEAD COACH
Kevin Nickelberry728-6852

ASSISTANT COACH
Edward Joyner, Jr.728-6819

ASSISTANT COACH728-6824
Adrian Walters728-6824

ASSISTANT COACH
Eric Williams727-5719

WOMEN'S BASKETBALL

HEAD COACH
Walter Mebane728-6817

ASSISTANT COACH
LaShondra Dixon728-6815

ASSISTANT COACH
Tiffany Gwynn637-2950

ASSISTANT COACH
Keith McCray728-6851

ADMINISTRATIVE ASSISTANT FOR BASKETBALL
Regina Bartholomeo728-6818

BOWLING

HEAD COACH
Michael Williams727-5061

FOOTBALL

HEAD COACH
Joseph Taylor728-6816

OFFENSIVE COORDINATOR/WIDE RECEIVERS COACH
Corey Sullivan728-6961

DEFENSIVE COORDINATOR/LINEBACKERS COACH
Jerry Holmes728-6962

ASSISTANT HEAD COACH/SECONDARY COACH
Donovan Rose727-5515

DEFENSIVE LINE COACH
Timothy Edwards728-6862

OFFENSIVE LINE COACH
Lawrence Kershaw728-6657

QUARTERBACKS COACH
Roy Johnson728-6991

RUNNING BACKS COACH
Aaron Taylor727-5521

SECONDARY COACH
Devan Hill728-6991

ADMINISTRATIVE ASSISTANT FOR FOOTBALL
Kissie Pettaway727-5322

GOLF

HEAD COACH
TBA

SAILING

HEAD COACH
TBA

SOFTBALL

HEAD COACH
TBA727-5822

TENNIS

HEAD COACH
Dr. Robert Screen727-5435

MEN'S TRACK

HEAD COACH
TBA727-5864

WOMEN'S TRACK

HEAD COACH
Maurice Pierce727-5724

ASSISTANT COACH
Aldrin Gray727-5721

VOLLEYBALL


HEAD COACH
TBA

Hampton Athletic Staff

Led by Lonza Hardy, the Hampton University Athletic Staff continues to set the standard of excellence.



Lonza Hardy
Athletic Director



Novelle Dickenson
*Associate Athletic Director
for Administration*



Tianna Scott
*Assistant Director of Athletics for Student
Services and Senior Woman Administrator*



Brint Martin
Athletic Marketing Specialist



Shakira Jackson-Parks
*Administrative Assistant
for Athletics*



Stephanie Credle
*Administrative Assistant for
Academic Support*



John R. Jackson, Jr.
*Director of Facilities/
Equipment Operations*



John Brown
*Assistant Director of Facilities/
Equipment Operations*



Jamar Ross
*Director of
Sports Information*



LaToya Sivells
*Assistant Director of
Sports Information*



Christina Espinoza
Head Athletic Trainer



Melissa Odell
Assistant Athletic Trainer



Zach Nott
*Director of
Athletic Performance*



Quadrian Banks
*Assistant Director of
Athletic Performance*



Kevin Nickelberry
*Head Men's
Basketball Coach*



Edward Joyner, Jr.
*Assistant Men's
Basketball Coach*



Eric Williams
*Assistant Men's
Basketball Coach*



Walter Mebane
Head Women's
Basketball Coach



LaShondra Dixon
Assistant Women's
Basketball Coach



Tiffany Gwynn
Assistant Women's
Basketball Coach



Keith McCray
Assistant Women's
Basketball Coach



Regina Bartholomeo
Administrative Assistant
for Basketball



Michael Williams
Bowling Coach



Jerry Holmes
Defensive Coordinator/
Linebacker Coach



Donovan Rose
Secondary Coach



Timothy Edwards
Defensive Line Coach



Lawrence Kershaw
Offensive Line Coach



Corey Sullivan
Offensive Coordinator/
Wide Receiver Coach



Aaron Taylor
Running Backs Coach



Roy Johnson
Quarterback Coach



Devan Hill
Secondary Coach



Kissie Pettaway
Administrative Assistant
for Football



Dr. Robert Screen
Head Men's & Women's
Tennis Coach



Maurice Pierce
Head Women's
Track Coach



Aldrin Gray
Assistant Women's
Track Coach

Not Pictured:
Adrian Walters
Assistant Men's
Basketball Coach
Nancy Lake
Compliance Coordinator
Terrence Warren
Athletics Business Manager
LaNea Winston
Coordinator of Athletic
Academic Support

Hampton University Athletics Since 1990

● **Women's Basketball**

- 1993-94 CIAA Women's Basketball Tournament – Champions
- 1994 NCAA Division II Women's Basketball Tournament – First Round
- 1997-98 MEAC Women's Basketball Regular Season Co-Champions
- 1998-99 MEAC Women's Basketball Regular Season Champions
- 1999-00 MEAC Women's Basketball Tournament Champions
- 2000 NCAA Division I Women's Basketball Tournament-First Round
- 2002-03 MEAC Women's Basketball Regular Season Champions
- 2002-03 MEAC Women's Basketball Tournament Champions
- 2003 NCAA Division I Women's Basketball Tournament-First Round
- 2003-04 MEAC Women's Basketball Regular Season Co-Champions
- 2003-04 MEAC Women's Basketball Tournament Champions
- 2004 NCAA Division I Women's Basketball Tournament-First Round

● **Men's Basketball**

- 1990-91 CIAA Men's Basketball Tournament Champions
- 2000-01 MEAC Men's Basketball Regular Season Co-Champions
- 2000-01 MEAC Men's Basketball Tournament Champions
- 2001 NCAA Division I Men's Basketball Tournament – Final 32
- 2001 National Black College Champion, Sports Wire - Men's Basketball
- 2001-02 MEAC Men's Basketball Regular Season Champions
- 2001-02 MEAC Men's Basketball Tournament Champions
- 2002 National Black College Champion, Sports Wire - Men's Basketball
- 2002 NCAA Division I Men's Basketball Tournament-First Round
- 2005-06 MEAC Men's Basketball Tournament Champions
- 2006 NCAA Division I Men's Basketball Tournament-First Round



Men's & Women's Cross Country

- 1991 CIAA Men's Cross Country Champions
- 1991 CIAA Women's Cross Country Champions
- 1996 MEAC Men's Cross Country Champions
- 2004 MEAC Women's Cross Country Champions
- 2006 MEAC Women's Cross Country Champions



Men's Golf

- 1995 Men's Golf Minority College National Championship



Sailing

- 2001 MAISA Sailing Regional Qualifier
- 2002 MAISA Sailing Regional Qualifier
- 2003 MAISA Sailing Regional Qualifier
- 2004 MAISA Sailing Regional Qualifier
- 2005 MAISA Sailing Regional Qualifier
- 2006 MAISA Sailing Regional Qualifier





Football

- 1992 CIAA Football Champions
- 1992 NCAA Division II Football Playoffs-First Round
- 1993 CIAA Football Champions
- 1993 NCAA Division II Football Playoffs-Quarterfinals
- 1994 CIAA Football Champions
- 1994 Black College National Champions
- 1997 MEAC Football Champions
- 1997 NCAA Division I-AA Football Playoffs-First Round
- 1997 Black College National Champions
- 1998 MEAC Football Champions
- 1998 NCAA Division I-AA Football Playoffs-First Round
- 1999 McDonald's Heritage Bowl Champions
- 2004 MEAC Football Champions
- 2004 Black College National Champions
- 2005 MEAC Football Champions
- 2005 Black College National Champions
- 2006 MEAC Football Champions

Men's & Women's Track & Field



- 1991-92 CIAA Women's Indoor Track & Field Champions
- 1998-99 MEAC Men's Indoor Track & Field Champions
- 1998-99 MEAC Men's Outdoor Track & Field Champions
- 1999-00 MEAC Men's Indoor Track & Field Champions
- 2001 MEAC Women's Indoor Track & Field Champions
- 2002 MEAC Women's Outdoor Track & Field Champions
- 2003 MEAC Women's Indoor Track & Field Champions
- 2003 MEAC Men's Indoor Track & Field Champions
- 2003 MEAC Women's Outdoor Track & Field Champions
- 2003 MEAC Men's Outdoor Track & Field Champions
- 2004 MEAC Women's Indoor Track & Field Champions
- 2004 MEAC Women's Outdoor Track & Field Champions
- 2004 MEAC Men's Outdoor Track & Field Co-Champions
- 2005 MEAC Women's Indoor Track & Field Champions
- 2006 MEAC Women's Indoor Track & Field Champions
- 2006 MEAC Women's Outdoor Track & Field Champions
- 2007 MEAC Women's Indoor Track & Field Champions
- 2007 MEAC Women's Outdoor Track & Field Champions



Softball

- 1993 CIAA Softball Champions
- 1994 CIAA Softball Champions
- 1995 CIAA Softball Champions
- 1996 MEAC Softball Champions
- 2007 MEAC Softball Regular Season Champions



CIAA All-Sports Awards

- 1991-92 CIAA C.H. Williams All-Sports Trophy
- 1992-93 CIAA C.H. Williams All-Sports Trophy
- 1993-94 CIAA C.H. Williams All-Sports Trophy



Virginia Sports Hall of Fame

- 1999-00 Virginia Hall of Fame Winningest Division I Program in the State of Virginia
- 2000-01 Virginia Hall of Fame Winningest Division I Program in the State of Virginia

MEAC All-Sports Award

- 1998-99 Talmadge Hill MEAC All-Sports Award
- 2001-02 Mary McCleod Bethune MEAC All-Sports Award
- 2002-03 Talmadge Hill MEAC All-Sports Award
- 2002-03 Mary McCleod Bethune MEAC All-Sports Award
- 2003-04 Talmadge Hill MEAC All-Sports Award
- 2003-04 Mary McCleod Bethune MEAC All-Sports Award
- 2004-05 Mary McCleod Bethune MEAC All-Sports Award
- 2005-06 Mary McCleod Bethune MEAC All-Sports Award
- 2006-07 Mary McCleod Bethune MEAC All-Sports Award

10 All-Sports Trophies
3 CIAA – 7 MEAC

18 NCAA Tournament Appearances
16 Division I – 2 Division II

- 4 National Honors/Awards
- 2 Virginia Sports Hall of Fame Awards
- 7 Sailing Regional Qualifications
- 4 SBN Football National Championships
- 1 Bowl Game Championship
- 1 Golf National Championship
- 64 Conference Championships
16 CIAA – 48 MEAC

Pirates net title



Women's coach Pat Bibbs holds up the net after cutting it down as the final score of the title game is in the background. Kenneth Silver/Courtesy Press

IU women clinch NCAA tournament berth

Mary O'Brien The cheers emanating from IU fans and band members in the Richmond Coliseum were directed at Hampton guard LaShondra Dixon. "I was surprised," she said. "I was just trying to do my job." Dixon was named Player of the Year. "I was just trying to do my job." Dixon was named Player of the Year. "I was just trying to do my job." Dixon was named Player of the Year.

Next challenge: NAAs

Hampton beats Howard, 80-62



Where will they go? Hampton's return trip should be treasured



Armstrong Stadium

HOME OF THE PIRATES

Department of Athletics

Poised as one of the best facilities in the Mid-Eastern Athletic Conference (MEAC), Armstrong Stadium is the home site for the Pirates football and men and women's track teams.

Initially constructed in 1928 by William E. Lee, a graduate of Hampton's Building and Construction program, Armstrong Stadium was completed by HU students with a seating capacity of 1,500.

The stadium was dedicated on October 6, 1928 and the inaugural game was played against Virginia Seminary with the Pirates taking their first home victory 13-0. The 1928 team compiled an 8-1 record including six shutouts while winning the Central Intercollegiate Athletic Association (CIAA) crown.

Prior to the present renovation, the stadium seating capacity saw many changes over the years. In 1948, the stadium was expanded when additional seats were added in the west (home) side of the field. The enlargement raised the stadium's capacity to 4,400.

Under the administration of Dr. William R. Harvey, President, a number of renovations have been completed. In 1978, a new press box was completed on the west side. New bleachers were installed on the west side in 1985 and the east (visitor's) side in 1986. Stadium lights for night games, along with a new track, were added in 1988. In 1991, a new press box on the east side was added, along with TV towers to accommodate cameras for televised games. Ready rooms underneath the west side stands were completed in 1992. In 1998, the press box was renovated, the stadium was bricked, the playing field was resurfaced and a new scoreboard with the Pro Star Video Screen was added.

During the spring of 1999, additional seating in the North end zone was added, along with a complete new look to the main entrance of the stadium. The new additions also house nine offices, a conference room, three multipurpose audio/visual team rooms (Offense/Defense/Team), a locker room, reception and waiting areas and a team lounge. With the addition of the end zone seats, Armstrong Stadium's capacity is over 17,000, including standing room.



ATTENDANCE

Top 5 Away Games

- 1) 1994 at Giant Stadium vs Grambling.....64,315
- 2) 1996 at RCA Dome vs FAMU62,037
- 3) 1995 at Giant Stadium vs Grambling.....58,222
- 4) 1998 at Giant Stadium vs Grambling.....54,564
- 5) 2006 at Giants Stadium vs Morgan State ..53,588

Top 5 Home Games

- 1) 2004 vs Bethune-Cookman19,342
- 2) 2002 vs Howard19,021
- 3) 2002 vs Norfolk State18,232
- 4) 1999 vs South Carolina State.....18,163
- 5) 2006 vs Norfolk State18,157

Armstrong Field Record Since 1953

WON	LOST	TIE
154	114	6

ATTENDANCE RECORD SINCE 1983

YEAR	HOME RECORD	HOME ATTENDANCE	AVERAGE	TOTAL GAMES	TOTAL ATTENDANCE	AVERAGE ALL GAMES	RECORD
1983	3-2	34,796	6,959	10	106,049	10,604	5-5
1984	2-2-1	37,792	7,558	10	63,312	6,142	5-3-2
1985	5-1	30,798	5,133	11	81,955	7,450	10-1
1986	3-2	33,824	6,764	10	68,931	6,893	3-6-1
1987	3-2	38,133	7,626	11	77,162	6,430	9-1-2
1988	3-2	36,870	7,374	10	69,450	6,945	7-3
1989	5-1	29,070	4,845	10	74,852	7,405	8-1-1
1990	3-1	33,993	8,498	10	100,727	10,072	5-5
1991	1-4	26,750	5,350	10	68,975	6,270	2-9
1992	6-0	42,978	7,163	11	81,245	7,386	9-1-1
1993	5-0	30,683	6,136	11	128,198	11,654	11-0
1994	5-0	36,153	7,230	11	135,009	12,273	10-1
1995	4-0	21,878	5,469	11	176,887	16,080	8-3-0
1996	1-3	32,155	8,038	11	191,236	17,385	5-6-0
1997	4-0	36,512	9,128	11	158,207	13,183	10-1
1998	3-2	51,932	10,386	11	165,498	15,045	9-2
1999	3-1	32,726	8,181	11	214,605	19,509	8-4
2000	4-3	55,767	7,966	11	149,078	13,552	7-4
2001	3-2	38,142	6,628	11	116,455	10,587	7-4
2002	5-1	62,278	10,379	12	146,726	12,227	7-5
2003	3-1	29,224	7,306	11	150,463	13,678	7-4
2004	7-0	70,222	10,032	12	140,846	11,731	10-2
2005	4-1	40,709	8,142	12	120,821	10,068	11-1
2006	5-1	60,578	10,096	12	104,701	8,725	10-2

attendance record since 1983



The Football Facilities



*1999 McDonald's
Heritage Bowl Trophy*



*Front view of stadium
and football offices*



New stadium additions and football offices



Media / Press Room



Coach Joe Taylor's office



Pirates Lounge



*Meeting Room
(both offense and defense have meeting rooms)*



Media / Press Box



Hampton, Virginia

Hampton Facts

Located on the southeastern tip of the Virginia peninsula on the Chesapeake Bay, Hampton is the oldest continuously settled English community in the United States. As an Indian village called Kecoughtan, it had been visited by the first English colonists before they sailed up the James River to settle in Jamestown.

In 1610 the construction of Fort Henry and Fort Charles at the mouth of Hampton Creek marked the beginnings of Hampton. In 1619, the settlers chose an English name for the community, Elizabeth City. The settlement was known as Hampton as early as 1680, and in 1705 Hampton was recognized as a town. The City of Hampton was first incorporated in 1849 and classified as a city of the second class in 1908. In 1952 Hampton, the independent town of Phoebus and Elizabeth City County, encompassing Buckroe and Foxhill, were consolidated under one municipal government and classified as city of the first class.

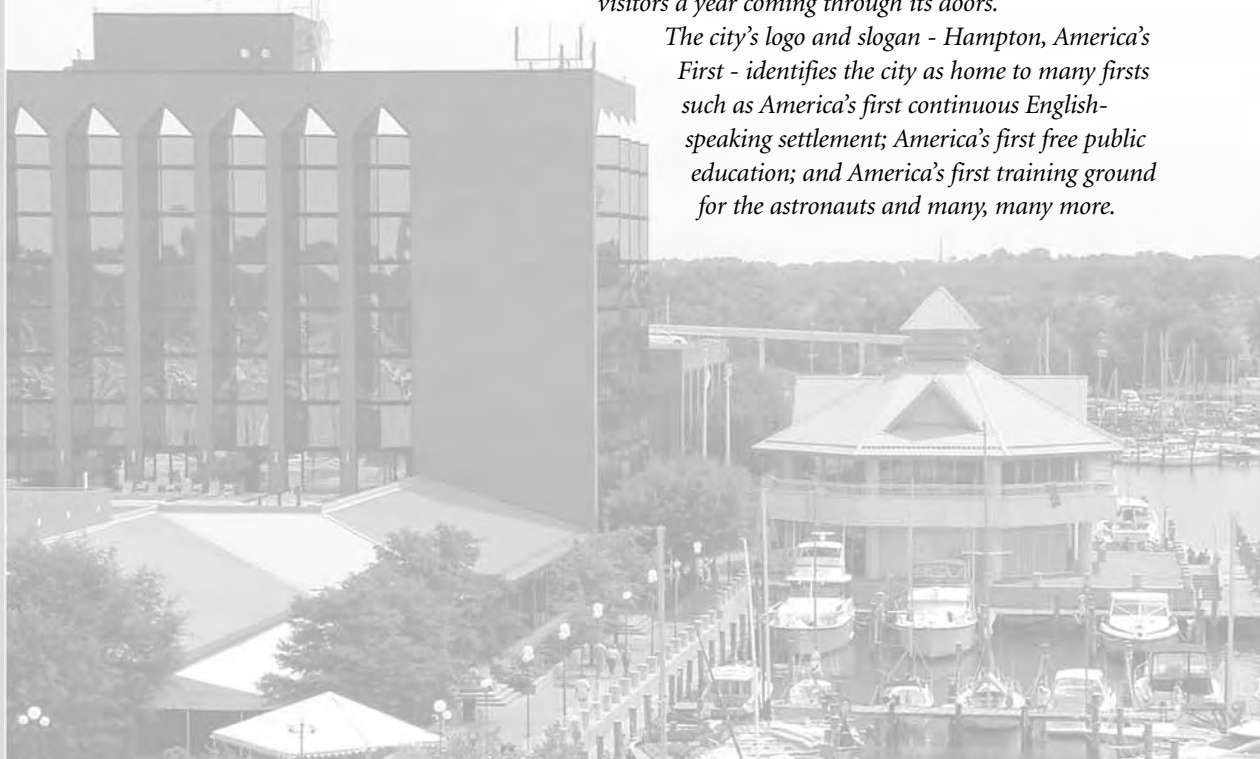
The first free public schools in the United States were founded in Hampton by Benjamin Syms and Thomas Eaton and are commemorated in the Syms-Eaton Museum. Hampton is the site of Hampton University, established in 1868 to educate freed slaves, and Thomas Nelson Community College. St. John's Episcopal parish was founded in 1610, making it the oldest in the country.

Fort Monroe, the only active moat-encircled fort in the country, dates from 1819. For a long period during the American Civil War the fort was the only Union outpost in the Confederacy. The famous battle between the first ironclad battleships, the Monitor and the Merrimac, was fought just offshore.

During the Civil War the city was burned down by its own troops rather than surrender to Federalist troops in 1861. Before the fire, Hampton had 30 businesses and over 100 homes. Fewer than six buildings remained intact after the fire. In 1884 fire again besieged Hampton and almost completely destroyed the downtown business district.

Today Hampton is a thriving city of over 141,000 residents. Major industries are NASA and high-tech firms, including the recently expanded Gateway computer manufacturing facility, seafood processing, military and tourism. In 1992, the Virginia Air and Space Center opened on the downtown waterfront with almost 300,000 visitors a year coming through its doors.

The city's logo and slogan - Hampton, America's First - identifies the city as home to many firsts such as America's first continuous English-speaking settlement; America's first free public education; and America's first training ground for the astronauts and many, many more.



HAMPTON UNIVERSITY STRENGTH and CONDITIONING

PRINCIPLES of ATHLETIC DEVELOPMENT

1. Ground-Based Movements:

Sport skills such as running, jumping or throwing are initiated by applying force against the ground. You need to select lifting exercises and conditioning drills that apply force with feet against the ground such as squat and hang clean, hang snatch or push jerk. The more force your athletes can apply against the ground, then the faster they will run and more effective they will be in sports skills. Other exercises will do little to improve performance.

2. Train Movements, Not Individual Muscles:

Our strength and conditioning program is based on exercises and drills involving multiple joint actions to improve athletic performance. Athletic skills such as running, jumping and throwing require multiple joint action times in the proper neuromuscular recruitment patterns. Otherwise, an individual has no coordination and lacks the ability to generate explosive force. Also, sport skills involve movements in the three planes of space simultaneously: sagittal,

frontal and transverse. Our strength program improves functional strength with exercises approximating these skills. Free weights allow movement in three dimensions simultaneously. This makes the transfer of strength and power easier to merge with the development of sport skills. Free weights require the assistance of stabilizing and fixating muscles. Machines have a path that is dictated where an individual does not have to stabilize the load over the duration of the lift, thus not allowing sufficient work to the stabilizer and fixator muscles.

3. Training Explosively:


The amount of force required for a given activity is regulated by the use of two different types of motor units found in the body, fast twitch and slow twitch which vary greatly in their ability to generate force. Football players are interested in developing fast twitch fibers while cross-country runners are interested in developing their slow twitch muscles. The number of fibers a fast twitch fiber innervates is



greater than a slow twitch fiber and the contractile mechanism of fast twitch muscle fibers are much larger. That is why all this adds up to a fast twitch fiber generating a force being four times greater than a slow twitch fiber. In most cases, football players are born with a higher ratio of fast twitch fibers which allows them the potential to be powerful if they train correctly.

4. Principle of Variety:

The load or amount of weight lifted for each exercise is the most fundamental component of a strength-training program. The application of the load has a crucial impact on maximizing performance and keeping injuries to a minimum. Overload happens when the body responds to training loads greater than normal. The overload causes the muscle of the body to go into a catabolic state or break down. The body then adapts, through good nutrition and rest, by compensating through the development of more strength or endurance. Intensity and volume are the key factors used to progressively increase the overload. The use of heavier loads increases the intensity. Adding more repetitions increases the volume. Each method causes specific adaptations. Increasing the weight and keeping the repetitions and keeping the weight lighter causes improvement in work capacity and muscular size.





“We become champions by investing in the community”

Giving back to the Hampton Roads community is as much a part of the Pirates football program as winning a championship. Led by Head Coach Joe Taylor, the Pirates make sure they take the time to reach out and give back to the same community that has supported them.


Over the years, the Pirates have offered free youth clinics at their annual “Meet the Pirates Day.” During the past year, the Pirates football gospel choir performed at the Newport News Homeless Shelter, the Fellowship of Christian Athletes (FCA), and the Veterans Affairs Medical Center’s annual graduation, for which they received a special certificate.

The Pirates have also sponsored many seminars over the past year, including speakers such as the following:

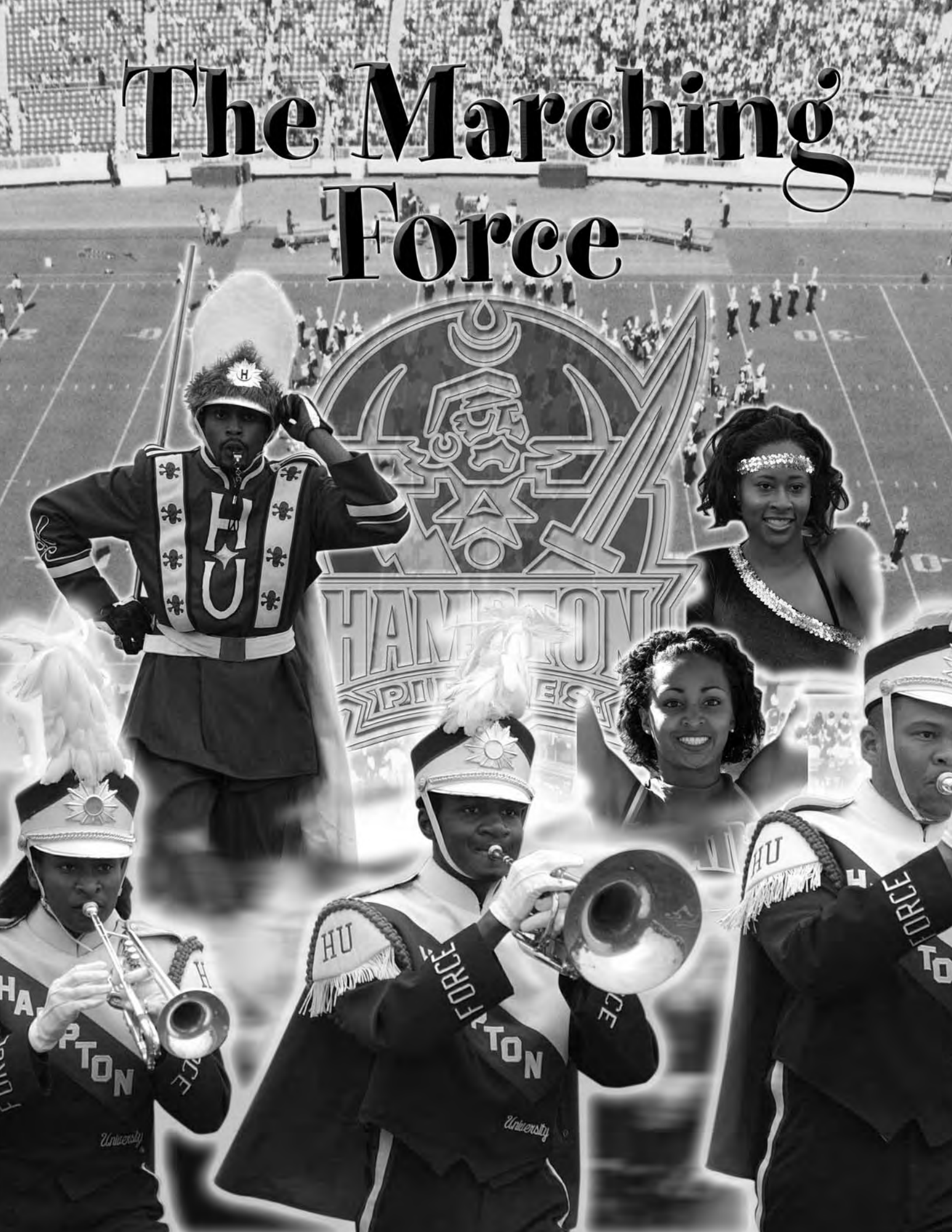
- Mayor of Hampton, Mamie Locke
- Hampton Circuit Court Judge, Judge Will Taylor
- Director of Gourmet Services, Alvin Branch
- City Manager, George Wallace
- Hampton University Dean of Men, Dean Woodson Hopewell

Hampton University student-athletes make numerous appearances throughout the year at various functions in the community. Whether it’s visiting classrooms, speaking at banquets, or working with the department’s community service programs, the Pirates continue to provide a positive role model throughout the City of Hampton. **Pirate Pride!**

Community Service



The Marching Force





R
RUSSELL

HAMP

9

Outlook

It's a Vision

Not a Dream

Last year the Hampton University football team featured an experienced group of players that was widely considered the best class to ever play for the Pirates. And although that nucleus guided Hampton to its third consecutive Mid-Eastern Athletic Conference (MEAC) championship and Division I Football Championship Subdivision (FCS) playoff appearance, more than 20 seniors from that team are now gone. Coach Joe Taylor is entering his 16th season at Hampton and the challenge now is finding the next crop of players who can carry on the winning tradition.

QUARTERBACKS

The Pirates will surely miss the experience and leadership of Princeton Shepherd under center, a three-year starter who departed after last season with a 30-7 mark as a starter and three consecutive league titles on his resume. Redshirt sophomore TJ Mitchell will now be called upon to direct a Hampton offense that is under the guidance of first-year offensive coordinator Corey Sullivan. Mitchell played sparingly last season, completing 37-of-68 passes for 372 yards and

three touchdowns, but in the season opener he answered any questions as to whether he was capable of leading the Pirates offensively. When Shepherd left the game with leg cramps Mitchell came in and led Hampton to a come-from-behind

victory, tossing a 9-yard touchdown pass with 1:10 remaining to send the game into overtime where he added a 10-yard touchdown pass that proved to be the winning score.

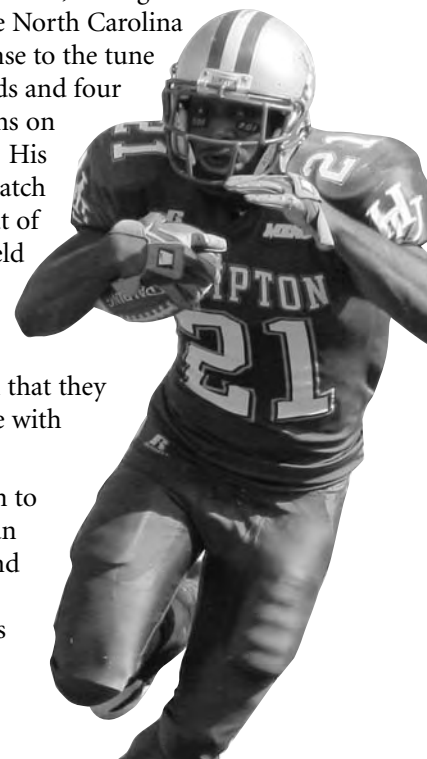
Mitchell's only start of last season came at home against Winston-Salem State where he guided Hampton to a 13-3 win by completing 17-of-27 passes for 144 yards and a score.

After redshirting a year ago and making significant strides during the spring, Herbert Bynes should also see time under center for the Pirates. Coming out of high school Bynes drew interest from Football Bowl Subdivision (FBS) programs such as Wisconsin, Louisville and Bowling Green, but he chose Hampton for a chance at taking over a celebrated program. At 6-foot-4, 236 pounds he possesses a very strong arm, can make any throw on the field and can also make plays with his feet.

RUNNING BACKS

The 2007 season will mark the first time in four years that the Pirates will be without the services of Alonzo Coleman who departed as the school's and the conference's all-time leading rusher and scorer and as one of only six players in FCS history to have four 1,000-yard seasons. However, Hampton does have the luxury of having a back like senior Kevin Beverly to pick up where Coleman left off. A physical north-south runner, Beverly rushed for 746 yards and a league-high 12 touchdowns in 2006, all while sharing carries with Coleman. As the featured back in the Hampton offense this season his potential is unlimited. In his only start as a junior Beverly ran over, through and around the North Carolina A&T defense to the tune of 204 yards and four touchdowns on 29 carries. His ability to catch the ball out of the backfield gives the Pirates an added dimension that they didn't have with Coleman.

In addition to Beverly, Van Morgan and Jerry Cummings



will also see time in the Pirate backfield. Morgan brings a powerful style of running similar to Beverly, which he used to average 5.1 yards per carry as a junior. Cummings is a smaller back in stature, but he runs just as hard and is just as physical, something he displayed on several occasions during spring drills.

Curtis Lewis was the primary fullback for the Pirates for the past four years, helping pave the way for much of Coleman's success. Senior Qutrell Payton now takes over and he brings athleticism to the position that Hampton hasn't seen. After averaging nearly seven yards per carry in 2005, he didn't carry the ball last season but proved to be a weapon in the passing game, catching four passes for 44 yards.

WIDE RECEIVER

While Hampton's top three receivers from a year ago battle for roster spots in the NFL, the Pirates enter this season looking to fill several holes in the receiving corps as none of the receivers on the current roster have ever caught a touchdown pass. Jeremy Gilchrist will be the primary target early on as the other receivers find their way, something he proved in the final spring scrimmage with six receptions for 142 yards and a touchdown. The Virginia Tech transfer caught 19 passes for 209 yards in 2006 for the Pirates, but those numbers should swell during the 2007 campaign. Gilchrist is solid all around with good speed and sure hands, but more importantly he runs great routes.

Returning lettermen Kevin Teel and Kyle Lloyd are both expected to have a much greater impact than they did a year ago. With Teel

It's a Vision

being the fastest player on the team, Sullivan hopes to get the ball into his hands early and allow him to use that speed. A 6-foot-2, 197 pounds, Lloyd is one of the bigger Pirate receivers and he too possesses all of the tools. He is physical at the line of scrimmage, has the speed to get behind defenders and strong hands that make him a solid possession receiver. Lloyd played sparingly last season so he'll have to develop quickly and make immediate contributions if the Hampton offense is to have any success early on.

Newcomers Justin Brown, Dyrri McCain and Reggie Dixon come in also looking to provide additional targets for the Pirate quarterbacks.

Not a Dream

A transfer from Lackawanna Junior College, Brown adds size and physicality to the position with his 6-foot-2, 200 pound frame. McCain from nearby Maury High School brings additional speed.

TIGHT ENDS


Senior starter Ernie Lomax heads into camp as the starter at tight end, a role he's filled for the past two years. He brings athleticism to the position that the Pirates haven't had in quite some time. He can play inside and make the tough catch across the middle, or he can spread out wide and matchup against defensive backs. With the outside threats that Hampton possessed a year ago he was limited to just 10 catches for 102 yards, however, with the inexperience at wide receiver this season, the Pirate quarterbacks would be wise to look his way more often.

Junior college transfer Bryan Smith is slated to fill the No. 2 spot at tight end.

OFFENSIVE LINE

For the third consecutive year the Pirates have taken a huge hit along the offensive line where they have again lost three starters.

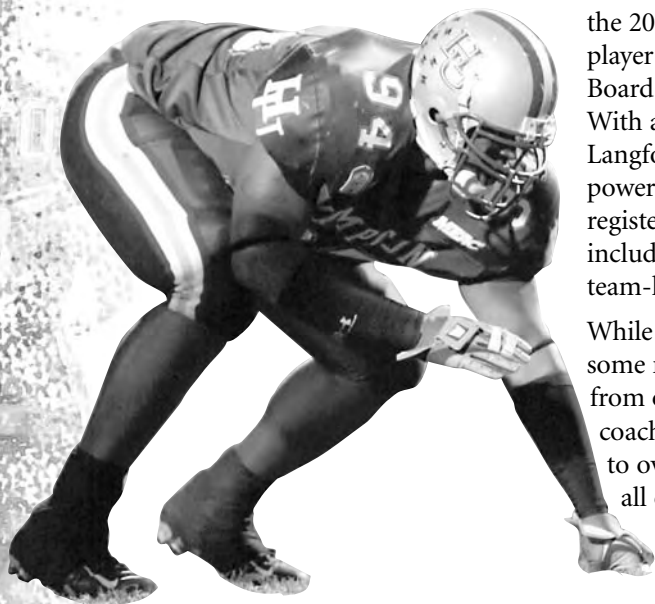
However, Hampton has continued to find ways to remain strong up front and this year much of the burden will be placed upon a pair of guards in Dennis Conley and Ryan Cave. Conley started all 12 games a year ago and made an impression



It's a Vision

on opposing coaches, earning preseason all-conference honors as a result. The sophomore Cave was thrown into the starting lineup as a true freshman and performed admirably over the last three games. At 6-foot-4, 360 pounds he is sound in all phases of the game and someone the Pirates will certainly run behind in short yardage situations.

The tackle position is where the concern lies for the Pirates and first-year offensive line coach Lawrence Kershaw. Among the four players listed on the preseason depth chart, two have yet to take a snap and the other two have combined to play in just six games. Redshirt freshman Michael Ola has the difficult task of replacing three-year starter Nevin McCaskill at left tackle and on the right side Nicholas Royal enters camp as the starter after seeing action in four games last season. Kingsley Wiafe, Adam Herald and Troy Clegg will



Not a Dream

battle for time and provide depth along the offensive line.

The oldest member up front is redshirt senior Justin Gary who is making the transition from guard to center this year. He started the season opener versus Grambling State in 2006 at guard, but injuries cut his season short. If he can stay healthy, Gary should provide a solid centerpiece for the offensive line.

DEFENSIVE LINE

The strongest segment of the 2007 Hampton University football team would have to be the defensive line where three seniors are looking to state their case as of the premier defensive fronts in the FCS. It all starts with a pair of bookends tabbed the "Twin Towers" by the HU coaching staff. Leading the charge is All-American defensive end Kendall Langford who enters the 2007 campaign as the 25th player ranked on Mel Kiper's Big Board for the 2008 NFL Draft. With a 6-foot-6, 294 pound frame, Langford has a rare combination of power and speed that helped him register 55 tackles a year ago, including 15.5 tackles for loss and a team-high eight sacks.

While Langford is sure to draw some much deserved attention from opposing offensive line coaches, they must be careful not to overlook Dixon who possesses all of the same tools. A second team All-MEAC selection in 2006, Dixon is looking to



have a breakout season at the other defensive end.

Last year he saw time inside and outside, recording 25 total tackles (10 solo) and 5.5 tackles for loss, four of which came courtesy of quarterback sacks.

While Langford and Dixon garner much of the accolades from their much heralded end positions, the unsung hero inside at nose tackle for the past two years has been Vernon Bryant. One of the strongest players on the squad, Bryant has made a living taken on constant double teams and allowing the HU linebackers to roam free and make plays. However, he personally accounted for 24 tackles and 3.5 sacks in 2006.

It's a Vision

Not a Dream

West Virginia transfer Kevin Burke and Donnell Sands will see plenty of time at tackle themselves and that depth may allow Hampton to play a little 4-3 in addition to its traditional 3-4 defense. Justin Holland's nonstop motor and Charles Young's athleticism give the Pirates two more defensive ends in the rotation.

LINEBACKERS

Three-time MEAC Defensive Player of the Year Justin Durant is now a member of the Jacksonville Jaguars after getting drafted in the second round of the 2007 NFL Draft. And while his individual accomplishments will be nearly impossible for one person to match, the Pirates have a linebacking corps whom they hope can collectively have the same impact. Wakeem Goode and Demarius Sapp enter the season atop the depth chart at inside linebacker. Goode came on strong down the stretch for the Pirates, eventually earning his first career start against New Hampshire in the first round of the playoffs. He has great range against the run and can also rush the passer, evident by his five sacks which were the second most on the team. The 2006 season was a breakout year for Sapp. He broke into the starting lineup five times and finished fourth on the team with 54 tackles, including 28 solo stops.

Junior Charles Robinson and sophomore Franklin Frazier will man the weak-side and strong-side linebacker positions respectively. Robinson is a returning starter that plays with high energy and is a force in the passing game, while Frazier is looking to develop in his first season as a starter after contributing mostly on special teams as a freshman.

Others expected to be major contributors at linebacker include Jimari Jones, Ralph Steward and Michael Swett. Jones started alongside Durant for most of last season before also seeing time at outside linebacker. At 6-foot-2, 259 pounds he may be the most physical player among the linebacking corps. Swett showed promise during the spring and should be a steady contributor in 2007.

SECONDARY

Hampton lost all four starters in the secondary and one of the keys to the season could be just how fast this group of first-year starters can develop, particularly at cornerback. Pat Preston and Tobin Lyon are penciled in as the starters and Jackie Bates will also see a lot of time on the field. Preston has been consistent throughout his three years with the Pirates and this season could be his opportunity to take his game to the next level. The biggest addition to the secondary is the Oregon transfer Bates. He started nine career games in the Pac-10 and appears to be the type of shutdown corner the Pirates had in former starters Travarous Bain and Calvin Bannister.

After spending last year at linebacker, Henti Baird returns to his natural position at strong safety where he should excel. The best all-around athlete on the squad, something he solidified with his 40 inch vertical, Baird is constantly around the ball and a force against the run. Vaughn Mansfield will

man the free safety position opposite Baird, but freshman Rasoul Wilson or Ben Greene, a transfer from the University of Tennessee, could also find themselves in a starting role at some point.

SPECIAL TEAMS

After relying on the sure-foot of Andrew Paterini for the past four years, the Pirates enter 2007 with freshman Carlo Turavani as their placekicker. His ability to adapt to the college football environment early on will be critical if he's to have a portion of the impact that Paterini had on the HU program. Punter Jahmal Blanchard was second team all-conference as a freshman after averaging 39.7 yards per punt, including a season-long boot of 71 yards. With 12 punts placed inside the opponents' 20-yard line, he was a major factor in the battle for field position and he's now working towards equaling his high school punting average of 42 yards.

Kevin Teel and his 31.2-yard average (2nd in country) are back as the Pirates kickoff returner. The speedy receiver can change the game with the blink of an eye, which he showed by returning the opening kick of the second half 92 yards for a touchdown at Delaware State. The concern will be replacing Marquay McDaniel, the FCS' all-time leader in career punt returns and punt return yards. Jeremy Gilchrist may be called upon to take over those duties.

Alphabetical Roster

No.	Name	Pos.	Ht.	Wt.	Yr.	Hometown/High School/Previous School
	Daniel Allen	LB	6-3	226	Fr.	Olympia Fields, IL/Homewood-Flossmoor HS
	Tyler Bailey	S	6-2	220	Fr.	Irmo, SC/Hammond HS
23	Henti Baird	SS	6-1	204	Sr.	Greensboro, NC/Page HS
45	Furnace Barnes	DB	6-0	185	So.	Stafford, VA/North Stafford HS
	Jackie Bates	CB	5-10	180	Jr.	Vallejo, CA/De La Salle/Oregon
21	Kevin Beverly	RB	5-11	218	Sr.	New Carrollton, MD/Parkdale HS/Kent State
29	Jahmal Blanchard	P	6-3	182	So.	Lauderdale Lakes, FL/Blanche Ely HS
70	Thomas Boddie	OL	6-3	274	R-Fr.	Roanoke, VA/William Fleming HS
15	Daniel Brooks	QB	6-2	184	R-Jr.	Rocky Mount, VA/Franklin County
39	Antonio Brown	RB	5-6	175	So.	Peach Tree City, GA/Starrs Mill HS
	Justin Brown	WR	6-2	200	Jr.	Surfside Beach, SC/Dover HS/Lackawanna JC
97	Vernon Bryant	DT	6-2	285	Sr.	Courtland, VA/Southampton HS
	Kevin Burke	DT	6-3	300	R-Jr.	Richmond, VA/Varina HS/West Virginia
	Chris Burley	TE	6-6	240	Fr.	Windsor Hill, MD/Woodlawn HS
	James Butts	DB	5-10	185	Fr.	Norfolk, VA/Maury HS
12	Herbert Bynes	QB	6-4	236	R-Fr.	Ft. Lauderdale, FL/Boyd H. Anderson HS
	Carson Byrd	LB	6-3	250	Fr.	Dayton, OH/Trotwood-Madison HS
78	Ryan Cave	OL	6-4	360	So.	Beaufort, SC/Beaufort HS
73	Troy Clegg	OT	6-9	343	R-Fr.	Oxon Hill, MD/Riverdale Baptist
28	Ellis Coleman	CB	5-10	158	R-Fr.	Glen Allen, VA/Hermitage HS
65	Dennis Conley	OG	6-4	303	R-Jr.	Suffolk, VA/Nansemond River HS
	Stephen Cotton	DB	5-9	185	R-So.	Los Angeles, CA/Fairfax HS
93	Andrew Creary	DL	6-1	225	R-So.	Westbury, NY/Westbury HS
9	Jerry Cummings	RB	6-0	200	R-Jr.	Starke, FL/Bradford HS/Hargrave Military Academy
82	Ian Davis	WR	5-7	158	R-So.	Chandler, AZ/Chandler HS
94	Marcus Dixon	DE	6-4	295	Sr.	Rome, GA/Pepperell HS
	Reggie Dixon	WR	5-7	160	Fr.	Plainfield, NJ/Plainfield HS
	Jobie Dowling	OL	6-4	250	Fr.	Columbia, SC/Columbia HS
96	Donald Evans	DL	6-3	293	So.	Raleigh, NC/Southeast Raleigh HS
	Jacobi Fenner	LB	5-9	180	Fr.	Hampton, VA/Hampton HS
	Trey Fowlkes	OL	6-4	300	Fr.	Columbus, OH/East HS
43	Franklin Frazier	LB	6-2	245	So.	Cleveland, OH/Villa-Angela St. Joseph
47	Namon Freeman	LB	6-0	196	R-Fr.	Davidson, NC/North Mecklenburg
69	Justin Gary	OL	6-0	257	R-Sr.	Virginia Beach, VA/Floyd E. Kellam HS
19	Jeremy Gilchrist	WR	5-10	174	R-Jr.	Virginia Beach, VA/Landstown HS/Virginia Tech
49	Wakeem Goode	LB	5-11	227	Jr.	Cleveland, OH/Benedictine HS
	Ben Green	SS	6-0	205		Jonesboro, GA/Westlake HS/Tennessee
20	Gerard Griffin	RB	5-11	181	R-Fr.	Charlotte, NC/West Charlotte HS
	Justin Hairston	C	6-0	298	Fr.	Woodbridge, VA/Woodbridge HS
48	Darrell Harris	SS	6-1	200	R-Jr.	Rahway, NJ/Rahway HS
76	Adam Herald	OT	6-5	275	Jr.	Elk Grove, CA/Foothill College
60	Justin Holland	DE	6-3	230	Jr.	Chesapeake, VA/Deep Creek HS
	Nathaniel Hood	OL	6-6	300	Fr.	Birmingham, AL/West End HS
74	Everett Hopkins	OL	6-2	303	R-Jr.	Queens, NY/St. Francis Prep
	Anthony Humphries	DE	6-6	270	Fr.	Detroit, MI/Northwestern HS
	Darius Johnson	LB	6-1	220	Fr.	Sussex, VA/Sussex Central HS
	Andrew Jolly	OL	6-6	322	Fr.	Alexandria, VA/TC Williams
54	Jimari Jones	LB	6-2	259	Sr.	Waldorf, MD/Thomas Stone HS
72	Michael Lacey	OL	6-3	330	R-Fr.	Largo, MD/Riverdale Baptist
98	Kendall Langford	DE	6-6	294	Sr.	Petersburg, VA/Petersburg HS
	Niyeem Lee	CB	6-1	162	R-So.	Columbia, SC/Eau Claire HS

80	Kyle Lloyd	WR	6-2	197	So.	Stafford, VA/North Stafford HS
89	Ernie Lomax	TE	6-5	227	Sr.	Washington, D.C./O'Connell HS
31	Tobin Lyon	CB	6-1	200	R-Jr.	Charlotte, NC/Independence HS
17	Vaughn Mansfield	FS	6-2	195	Sr.	Washington, D.C./Woodson HS/Utah State
	Dennis Mathis	RB	5-9	190	Fr.	Hampton, VA/Phoebus HS
	Dyrri McCain	WR	5-10	180	Fr.	Norfolk, VA/Maury HS
	Derrick McPhearson	WR	6-1	210	R-So.	Columbia, MD
4	TJ Mitchell	QB	6-3	189	R-So.	Virginia Beach, VA/Landstown HS/West Virginia
27	Van Morgan	RB	6-0	218	Sr.	New Smyrna, FL/New Smyrna Beach HS
85	Darius Mullen	WR	5-10	214	R-Fr.	Hampton, VA/Bethel HS
62	Michael Ola	OL	6-3	278	R-Fr.	Riverdale, GA/Riverdale HS
33	Qutrell Payton	FB	6-2	255	Sr.	Norfolk, VA/Norview HS
	Quanta Poittilo	TE	6-2	235	Fr.	Chesapeake, VA/Atlantic Shores HS
64	Henry Porche	OL	6-4	279	R-Fr.	Houston, TX/Jack Yates HS
10	Pat Preston	CB	6-1	190	Sr.	Rocky Mount, VA/Franklin County HS
51	Maurice Riley	LS	5-10	220	So.	Edison, NJ/Edison HS
86	Marcel Roache	WR	5-11	193	R-Fr.	Temple Hills, MD/Rivderdale Baptist
58	Charles Robinson	LB	6-4	212	R-Jr.	Hampton, VA/Hampton HS
55	Nicholas Royal	OL	6-4	323	So.	Keeling, VA/Dan River HS
99	Donnell Sands	DT	6-3	280	Jr.	Woodbridge, VA/C.D. Hylton Senior HS
46	Demarius Sapp	LB	6-1	243	Grad.	Crawfordville, FL/Wakulla HS
	Bryan Smith	TE	6-3	245	Jr.	Marble Falls, TX/Marble Falls HS/Tyler JC
36	Ralph Steward	LB	5-11	240	R-So.	New Orleans, LA/Benjamin Franklin HS
41	Larry Strickland	LB	6-0	219	Jr.	Baltimore, MD/Loyola Blakefield HS
50	Michael Swett	LB	6-2	225	So.	Nashville, TN/Montgomery Bell Academy
16	Kevin Teel	WR	5-9	168	Jr.	Bowie, MD/Bowie HS
	Isaiah Thomas	WR	5-11	185	Fr.	Washington, D.C./Dunbar HS
18	Jason Tomlin	WR	6-2	182	R-Jr.	Kansas City, KS/Rockhurst HS
	Carlo Turavani	PK			Fr.	Ontario, Canada/Holy Cross Secondary
	Jonathan Wade	S	6-1	205	Fr.	Richmond, VA/Meadowbrook HS
91	Xavier Warren	TE	6-3	221	R-Fr.	Ringgold, VA/Dan River HS
61	Kingsley Wiafe	OT	6-4	290	So.	Woodbridge, VA/Woodbridge HS
88	Marcus Wiggs	TE	6-1	220	R-So.	Mt. Vernon, NY/Rye Country Day
	Chris Willis				Fr.	Cincinnati, Ohio
	Rasoul Wilson	DB	6-2	185	Fr.	Plainfield, NJ/Milford Academy
95	Charles Young	DE	6-6	254	R-So.	Washington, D.C./Gonzaga College HS

Numerical Roster

4	TJ Mitchell	39	Antonio Brown	69	Justin Gary	96	Donald Evans	Ben Green
9	Jerry Cummings	41	Larry Strickland	70	Thomas Boddie	97	Vernon Bryant	Justin Hairston
10	Pat Preston	43	Franklin Frazier	72	Michael Lacey	98	Kendall Langford	Anthony Humphries
12	Herbert Bynes	45	Furnace Barnes	73	Troy Clegg	99	Donnell Sands	Nathaniel Hood
15	Daniel Brooks	46	Demarius Sapp	74	Everett Hopkins		Daniel Allen	Darius Johnson
16	Kevin Teel	47	Namon Freeman	76	Adam Herald		Tyler Bailey	Andrew Jolly
17	Vaughn Mansfield	48	Darrell Harris	78	Ryan Cave		Jackie Bates	Niyeem Lee
18	Jason Tomlin	49	Wakeem Goode	80	Kyle Lloyd		Justin Brown	Dennis Mathis
19	Jeremy Gilchrist	50	Michael Swett	82	Ian Davis		Carson Byrd	Dyrri McCain
20	Gerard Griffin	51	Maurice Riley	85	Darius Mullen		Kevin Burke	Derrick McPhearson
21	Kevin Beverly	54	Jimari Jones	86	Marcel Roache		Chris Burley	Quanta Poittilo
23	Henti Baird	55	Nicholas Royal	88	Marcus Wiggs		James Butts	Bryan Smith
27	Van Morgan	58	Charles Robinson	89	Ernie Lomax		Stephen Cotton	Isaiah Thomas
28	Ellis Coleman	60	Justin Holland	91	Xavier Warren		Reggie Dixon	Carlo Turavani
29	Jahmal Blanchard	61	Kingsley Wiafe	93	Andrew Creary		Jobie Dowling	Jonathan Wade
31	Tobin Lyon	62	Michael Ola	94	Marcus Dixon		Jacobi Fenner	Chris Willis
33	Qutrell Payton	64	Henry Porche	95	Charles Young		Trey Fowlkes	Rasoul Wilson
36	Ralph Steward	65	Dennis Conley					

The Nation is watching Pirates Football

GEOGRAPHICAL BREAKDOWN

Alabama (1)

Nathaniel Hood Birmingham, Alabama

Arizona (1)

Ian Davis Chandler, Arizona

California (3)

Jackie Bates Vallejo, California
 Stephen Cotton Los Angeles, California
 Adam Herald Elk Grove, California

Florida (5)

Jahmal Blanchard Lauderdale Lakes, Florida
 Herbert Bynes Fort Lauderdale, Florida
 Jerry Cummings Starke, Florida
 Van Morgan New Smyrna, Florida
 Demarius Sapp Crawfordville, Florida

Georgia (4)

Antonio Brown Peach Tree City, Georgia
 Marcus Dixon Rome, Georgia
 Ben Greene Jonesboro, Georgia
 Michael Ola Riverdale, Georgia

Illinois (1)

Daniel Allen Olympia Fields, Illinois

Kansas (1)

Jason Tomlin Kansas City, Kansas

Louisiana (1)

Ralph Steward New Orleans, Louisiana

Maryland (8)

Kevin Beverly New Carrollton, Maryland
 Chris Burley Windsor Hill, Maryland
 Troy Clegg Oxon Hill, Maryland
 Jimari Jones Waldorf, Maryland
 Michael Lacey Largo, Maryland
 Marcel Roache Temple Hills, Maryland
 Larry Strickland Baltimore, Maryland
 Kevin Teel Bowie, Maryland

Michigan (1)

Anthony Humphries Detroit, Michigan

New Jersey (4)

Reggie Dixon Plainfield, New Jersey
 Darrell Harris Rahway, New Jersey
 Maurice Riley Edison, New Jersey
 Rasoul Wilson Plainfield, New Jersey

New York (3)

Andrew Creary Westbury, New York
 Everett Hopkins Queens, New York
 Marcus Wiggs Mt. Vernon, New York

North Carolina (5)

Henti Baird Greensboro, North Carolina
 Donald Evans Raleigh, North Carolina
 Namon Freeman Davidson, North Carolina
 Gerard Griffin Charlotte, North Carolina
 Tobin Lyon Charlotte, North Carolina

Geographical Breakdown

Ohio (4)

Carson Byrd
Trey Fowlkes
Franklin Frazier
Wakeem Goode

Dayton, Ohio
Columbus, Ohio
Cleveland, Ohio
Cleveland, Ohio

South Carolina (5)

Tyler Bailey
Justin Brown
Ryan Cave
Jobie Dowling
Niyeem Lee

Irmo, South Carolina
Surfside Beach, South Carolina
Beaufort, South Carolina
Columbia, South Carolina
Columbia, South Carolina

Tennessee (1)

Michael Swett

Nashville, Tennessee

Texas (2)

Henry Porche
Bryan Smith

Houston, Texas
Marble Falls, Texas

Virginia (30)

Furnace Barnes
Thomas Boddie
Daniel Brooks
Vernon Bryant
Kevin Burke
James Butts
Ellis Coleman
Dennis Conley
Jacobi Fenner
Justin Gary

Stafford, Virginia
Roanoke, Virginia
Rocky Mount, Virginia
Courtland, Virginia
Richmond, Virginia
Norfolk, Virginia
Glen Allen, Virginia
Suffolk, Virginia
Hampton, Virginia
Virginia Beach, Virginia

Jeremy Gilchrist

Justin Hairston
Justin Holland
Darius Johnson
Andrew Jolly
Kendall Langford
Kyle Lloyd
Dennis Mathis
Dyrri McCain
TJ Mitchell
Darius Mullen
Qutrell Payton
Quanta Poittilo
Pat Preston
Charles Robinson
Nicholas Royal
Donnell Sands
Jonathan Wade
Xavier Warren
Kingsley Wiafe

Virginia Beach, Virginia

Woodbridge, Virginia
Chesapeake, Virginia
Sussex, Virginia
Alexandria, Virginia
Petersburg, Virginia
Stafford, Virginia
Hampton, Virginia
Norfolk, Virginia
Virginia Beach, Virginia
Hampton, Virginia
Norfolk, Virginia
Chesapeake, Virginia
Rocky Mount, Virginia
Hampton, Virginia
Keeling, Virginia
Woodbridge, Virginia
Richmond, Virginia
Ringgold, Virginia
Woodbridge, Virginia

Washington, D.C. (4)

Ernie Lomax
Vaughn Mansfield
Isaiah Thomas
Charles Young

Canada (1)

Carlo Turavani

Ontario, Canada

2007 Preseason Depth Chart

OFFENSE

X	80	Kyle Lloyd	6-2	197	So.
	39	Antonio Brown	5-6	175	So.
LT	62	Michael Ola	6-3	278	R-Fr.
	73	Troy Clegg	6-9	343	R-Fr.
LG	65	Dennis Conley	6-4	278	R-So.
C	69	Justin Gary	6-0	257	R-Sr.
	74	Everett Hopkins	6-2	303	R-Jr.
RG	78	Ryan Cave	6-4	360	So.
	61	Kingsley Wiafe	6-4	290	So.
RT	55	Nicholas Royal	6-4	323	So.
	76	Adam Herald	6-5	275	Jr.
TE	89	Ernie Lomax	6-5	227	Sr.
QB	4	TJ Mitchell	6-3	189	R-So.
	12	Herbert Bynes	6-4	236	R-Fr.
FB	33	Qutrell Payton	6-2	255	Sr.
HB	21	Kevin Beverly	5-11	218	Sr.
	27	Van Morgan	6-0	218	Sr.
Z	19	Jeremy Gilchrist	5-10	174	R-Jr.
	16	Kevin Teel	5-9	168	Jr.

DEFENSE

DE	94	Marcus Dixon	6-4	295	Sr.
	95	Charles Young	6-6	254	R-So.
NT	97	Vernon Bryant	6-2	285	Sr.
	99	Donnell Sands	6-3	280	Jr.
DE	98	Kendall Langford	6-6	294	Sr.
	61	Justin Holland	6-3	230	Jr.
S	43	Franklin Frazier	6-2	245	So.
	50	Michael Swett	6-2	225	So.
MLB	49	Wakeem Goode	5-11	227	Jr.
	36	Ralph Steward	5-11	240	R-So.
MLB	46	Demarius Sapp	6-1	243	Grad.
	54	Jimari Jones	6-2	259	Sr.
P	58	Charles Robinson	6-4	212	R-Jr.
	47	Namon Freeman	6-0	196	R-Fr.
CB	10	Pat Preston	6-1	190	Sr.
		Niyeeem Lee	6-1	162	R-So.
SS	23	Henti Baird	6-1	204	Sr.
	48	Darrell Harris	6-1	200	R-Jr.
FS	17	Vaughn Mansfield	6-2	195	Sr.
		Rasoul Wilson	6-1	195	Fr.
CB	31	Tobin Lyon	6-1	200	R-Jr.
		Stephen Cotton	5-9	185	R-So.

SPECIAL TEAMS

PK Carlo Turavani

P 29 Jahmal Blanchard 6-3 182 So.



Head Coach



HU





Joe Taylor

...hard work, determination and commitment to excellence have made him a pioneer amongst his peers as evident by his multiple leadership positions...

The three-time defending MEAC Coach of the Year, Joseph Taylor is entering into his 16th season at the helm of the Pirates' football program and his 25th season overall as a head coach. Taylor, who also serves as Hampton's Director of Athletics, continues to show that while offensive strategies and defensive schemes can win games, true professionalism and great work ethic are the foundation for successful programs.

The winningest coach in Hampton University football history, Taylor has reached peaks never before seen by the Pirate program. Since his arrival, he has guided the Pirates to four Black College Championships, eight conference titles, a Heritage Bowl Championship and seven trips to the

NCAA playoffs. As overseer of the Pirates Taylor has compiled a 15-year record of 130-44-1. His career mark of 191-73-4 (.713) places him on the national level as the third winningest active coach in the Division I Football Championship Subdivision (FCS) when ranked by total victories and fifth when ranked by winning percentage.

Coach Taylor's hard work, determination and commitment to excellence have made him a pioneer amongst his peers as evident by his multiple leadership positions. A member of the Board of Directors for the Black Coaches Association, Taylor was most recently recognized by *Sports Illustrated* as one of four finalists for the Eddie Robinson Coach of Distinction Award. The 2001 President of the American Football Coaches Association (AFCA), he is the chairman of the AFCA Minority Issues Committee and the Board of Directors of the American Football Coaches Foundation. In addition, Taylor also acts as a member of both the Advisory Board for the Wilson Sporting Goods Corporation and the Division I FCS All-American Selection Committee. He has been selected as the Coach of the Year by several professional organizations such as the Washington, D.C. Pigskin Club, the Norfolk Sports Club, the American Football Coaches Association, and the Atlanta, Florida and Richmond Touchdown Clubs. In 2000 Taylor was honored with the Johnny Vaught Lifetime Achievement Award by the All-American Football Foundation and a year later he was inducted into the Western Illinois University Hall of Fame. His community involvement has also been plentiful, currently serving on the Citizens Unity Commission, a subsidiary of the Hampton City Council.

Taylor began his professional career as a physical education instructor with the District of Columbia school system. He also served as an assistant football coach at H.D. Woodson High School where he helped the program win two city championships. In addition, as the head wrestling coach his teams won four consecutive city championships. Taylor also served as an assistant baseball coach on a team that won three city championships.

His collegiate career began as offensive line coach at Eastern Illinois in 1978. That same season the Panthers captured the Division II National Championship.

In 1980 he moved on to become the offensive coordinator at Virginia Union University and served in that capacity for two years. In 1982 he joined the Howard University staff as the defensive coordinator and was named head coach the following season.

Taylor returned to Virginia Union as head coach in 1984, guiding the Panthers to an undefeated regular season and a Central Intercollegiate Athletic Association (CIAA) Championship in just three short years.

He continued his winning ways when he joined the Hampton University family in 1992, leading the Pirates to three consecutive CIAA titles and two consecutive NCAA playoff appearances.

In 1993 Taylor led the Pirates to an undefeated regular season and the quarterfinal round of the national playoffs, becoming the first CIAA team in history to win 12 games in a season, finishing the year with an overall mark of 12-1.

In their last season of Division II competition, the 1994 Pirates added yet another milestone with a 10-1 finish and the Sheridan Broadcasting Network's (SBN) Jake Gaither Trophy, the

Head Coach

Birthdate: May 7, 1950
Hometown: Washington, D.C.
Education: Cardozo High School
B.S. Western Illinois University 72
M.S. Eastern Illinois University 79

Coaching:
1972-77 Assistant H.D. Woodson High School
1978-79 Assistant Eastern Illinois University
(Offensive Line)
1980-81 Assistant Virginia Union University
(Offensive Coordinator)
1982 Assistant Howard University
(Defensive Coordinator)
1983 Head Coach Howard University
1984-91 Head Coach Virginia Union University
1992- Present Head Coach Hampton University

JOE TAYLOR'S COACHING TENURE

1978	Eastern Illinois (Assistant).....	12-2
	(National Champs)	
1979	Eastern Illinois (Assistant).....	7-4
1980	Virginia Union (Assistant) (NCAA Playoffs).....	9-2-1
1981	Virginia Union (Assistant).....	11-1
	(CIAA Champs/NCAA Playoffs)	
1982	Howard University (Assistant).....	6-4
1983	Howard University (Head Coach).....	1-9
1984	Virginia Union (Head Coach).....	5-2-2
1985	Virginia Union (Head Coach).....	6-4
1986	Virginia Union (Head Coach).....	11-1
	(CIAA Champs/NCAA Playoffs)	
1987	Virginia Union (Head Coach).....	7-3
1988	Virginia Union (Head Coach).....	7-2
1989	Virginia Union (Head Coach).....	6-2-1
1990	Virginia Union (Head Coach).....	10-2
	(CIAA North/NCAA Playoffs)	
1991	Virginia Union (Head Coach).....	8-3
	(NCAA Playoffs)	
1992	Hampton (Head Coach).....	9-2-1
	(CIAA Champs/NCAA Playoffs)	
1993	Hampton (Head Coach).....	12-1
	(CIAA Champs/NCAA Quarterfinalist)	
1994	Hampton (Head Coach).....	10-1
	(CIAA Champs/SBN Black College National Champs)	
1995	Hampton (Head Coach).....	8-3
1996	Hampton (Head Coach).....	5-6
1997	Hampton (Head Coach).....	10-1
	(MEAC Champs/SBN Black College National Champs)	
1998	Hampton (Head Coach).....	9-3
	(MEAC Champs)	
1999	Heritage Bowl Champions.....	8-4
2000	Hampton (Head Coach).....	7-4
2001	Hampton (Head Coach).....	7-4
2002	Hampton (Head Coach).....	7-5
2003	Hampton (Head Coach).....	7-4
2004	Hampton (Head Coach).....	10-2
2005	Hampton (Head Coach).....	11-1
2006	Hampton (Head Coach).....	10-2

RECORD AS AN ASSISTANT • 45-13-1 • (5 YEARS)
 RECORD AS HEAD COACH • 191-71-4 • (24 YEARS)
 TOTAL COLLEGIATE RECORD • 226-84-5 • (29 YEARS)

Joe Taylor vs. Opponents (at Hampton) 1992-Present

Albany State University.....	1-0	Morgan State.....	10-2
Alcorn State.....	0-1	Morris Brown College.....	1-0
Arkansas-Pine Bluff.....	1-0	New Hampshire.....	0-3
Bethune-Cookman College.....	8-4	Norfolk State University.....	12-2
Bowie State University.....	3-0	North Alabama.....	0-2
Central State.....	1-0	North Carolina A&T.....	8-3
Cheyney State University.....	1-0	North Carolina Central University.....	1-0
Chowan College.....	1-0	Rhode Island.....	0-1
Clark-Atlanta.....	1-0	Richmond.....	0-1
Connecticut.....	0-1	Savannah State.....	3-0
C.W. Post (LIU).....	1-0	South Carolina State.....	9-2
Delaware State.....	11-1	Southern University.....	1-2
Elizabeth City State University.....	4-0	Southern Utah.....	1-0
Fayetteville State University.....	2-0	SW Missouri State.....	0-1
Florida A&M.....	4-6	Tuskegee University.....	2-1
Gardner-Webb.....	2-0	Villanova.....	0-1
Grambling State University*.....	6-1	Virginia State University.....	5-0
Howard University.....	11-2	Virginia Union University.....	2-0-1
Jackson State.....	2-0	Western Illinois.....	1-0
James Madison University.....	1-0	William & Mary.....	0-3
Johnson C. Smith University.....	3-0	Winston-Salem State University.....	3-0
Liberty.....	2-2	Youngstown State.....	0-1
Livingstone College.....	2-0		
Morehouse College.....	3-0		

THE Joe Taylor ERA

prestigious honor recognizing the Historical Black College National Champion. The 1994 Pirates also broke the CIAA total offense record with 5,575 yards, becoming the first CIAA team to finish the season averaging more than 500 yards of total offense per game. Hampton dominated its final seven opponents as the Pirates averaged 54.2 points per game while limiting their opposition to a mere 14.2 points per game, extending their CIAA winning streak to 23 games. The Pirates were recognized as the NCAA Division II statistical champion for scoring offense (46.4 ppg) and rushing defense (66.0 ypg).

Debuting in the Division I FCS and the Mid-Eastern Athletic Conference (MEAC) in 1995, the Pirates faced just four conference opponents, finishing 3-1 in those contests. They led the MEAC in both total offense (396.3 ypg) and total defense (122.3 ypg). Led by Coach Taylor the Pirates finished their first season of Division I FCS competition with an impressive 8-3 record.

The 1997 season saw Hampton win its first MEAC title, also earning the Pirates their first bid to the I-AA playoffs with a 10-2 record. The Pirates were also crowned SBN National Champions for the second time in four years. In 1998 Hampton repeated as MEAC Champions and made its second consecutive appearance in the FCS playoffs. The 2004 season saw Hampton climb back atop the MEAC standings thanks to an astonishing defense and solid offensive and special teams play. The Pirate defense led the country in turnovers forced with 43, while they also led the FCS in kickoff return average as Jerome Mathis set a national record with five kickoff returns for touchdowns.

Offensively, Hampton featured the second highest scoring unit in the nation at better than 43 points per game, including four 50-point efforts. The Pirates continued their championship ways in 2005 and 2006, becoming the first team in more than 20 years to capture three consecutive MEAC titles.

Taylor, a 1972 graduate of Western Illinois University and a native of Washington, D.C. is married to the former Beverly Richardson and they are the proud parents of Aaron Joseph (27) and Dennis Anthony (23).

Head Coach



Historical A Tradition



Joe Taylor vs Opponents (Career) 1983-Present

Albany State University	1-0
Alcorn State.....	0-1
Arkansas-Pine Bluff.....	1-0
Bethune-Cookman College.....	9-4
Bowie State University.....	7-1
Bucknell University.....	0-1
Central State University (Ohio).....	1-1
Cheyney University.....	1-0
Chowan College.....	1-0
Clark-Atlanta.....	1-0
Connecticut.....	0-1
C.W. Post (LIU).....	1-0
Delaware State University.....	11-2
Edinboro University.....	1-0
Elizabeth City State University.....	11-1
Fayetteville State University.....	4-0-1
Florida A&M University.....	4-7
Gardner-Webb.....	2-0
Grambling State University.....	7-1
Hampton University.....	6-2
Howard University.....	7-2
Indiana University (Pennsylvania).....	0-1
Jackson State.....	2-0
James Madison University.....	1-0
Johnson C. Smith University.....	6-0
Kentucky State University.....	4-0
Liberty University.....	1-3
Livingstone College.....	4-1
Morehouse College.....	3-0
Morgan State University.....	14-3
Morris Brown College.....	1-0
New Hampshire.....	0-3
Norfolk State University.....	18-5
North Alabama.....	0-2
North Carolina A&T State University.....	8-4
North Carolina Central University.....	2-1
Rhode Island.....	0-1
Richmond.....	0-1
Saint Paul's College.....	4-0
Savannah State.....	3-0
South Carolina State University.....	11-4-1
Southern University.....	1-2
Southern Utah.....	1-0
SW Missouri State.....	0-1
Troy State University.....	0-1
Tuskegee University.....	2-1
University of the District of Columbia.....	2-0
Villanova.....	0-1
Virginia State University.....	10-3-1
Virginia Union University.....	2-0-1
Western Illinois.....	1-0
West Virginia Tech.....	1-0
William & Mary.....	0-3
Winston-Salem State University.....	7-3
Youngstown State.....	0-1

Players who played in the program and graduated since fall of 1992

Kenneth Sharpson	Robert Mompont	Juan Holland	Cordrea Brittingham
Craig Rainey	Kyle Payne	Josef Manley	Tim Frazier
Shannon Wallace	Lloyd Tucker	Kelly McClendon	Chris Parker
Jason Crump	Aaron Wells	Keith Simmons	Fitzgerald Fraser
Tim Benson	Marcus White	Paul Stevens	Dewayne Little
Norman Brown	masters 12/2000	Sid Jackson	Jason Scott
Antonio Poag	Jamal Brooks	Shaun Parker	Joe Johnson
Jason Jones	Darnell Gaffney	Ethan Pitts	Travis Oliver
Reginald Harris	Andrew George	Barry Jones	David Blount
Johnathan Hunt	Keiran Speight	Ronnie Jason Jones	Ira Dawson
Rod Briggs	Damon Watts	Todd Harvey	Comer Best
Mandrell Blackmon	Tony Altman	Curtis Blackwell	Vincent Lewis
John Cavanaugh	Michael Bland	Adrian Wideman	Codrea Brittingham
Troy Fullwood	Quincey Bryant	Tony Henderson	Jachin Chandler
Hugh Hunter	Devan Hill	Todd Summers	Joshua Davis
Matt Montgomery	Deon Hunt	Derrick Conway	Tremaine Hughes
Chris Miller	Rudolph Howard	Ataveus Cash	Samuel Hughes
Anthony Smith	Karima Mayer	Rashad Muyhee	Travis Oliver
Emmet Taliaferro	Leon Fields	Damon Dawson	Jason Scott
Jimmy Walker	Jason Thomas	Jonathan Speight	Jonathan Speight
David Wideman	Acie Wyatt	Rashad Elby	Jamaal Teel
Kevin Williams	Horace Gill	Larry Vaughn	Boe Washington
Kevin White	Michael Jones	Anthony Duncan	Marlon Delancy
Sekeou White	Roy Johnson	DeRocke Croom	Montee Foote
Eugene Hairston	Herbert Singleton	Nathan Brown-SS-'02	Paul White
Vincent Davis	Latrell Scott	Zuriel Smith	Taliaferro White
Donald Anderson	Lamont Turner	Stanley Aughtry	Joe Wilson
Michael Calloway	Johnny Underwood	Eddrick Cason	Patrick Cheatham
Tim Hall	Matthew Warren	Willie Bennett	Joe Mitchell
Ray Hicks	Quincey Wynn	Tellis Bolden	Chris Parker
Jason Wallace	Malcolm Best	Michael Compton	Eric Steiner
Juan Blick	Andre Benson	Marvin Adams	Leigh Jackson
Michael Hill	Winston Cox	Vashaun Straten	Lawrence Smith
Taylor Humphries	Todd Covington	Tyrone Tolbert	Stephen Henderson
Tim Lewis	Darrell Flythe	Robert Smith-SS-'02	James McCall
Johnny McNack			

HU'S SEASONS UNDER JOE TAYLOR (CIAA or MEAC)

Season	Overall	Record/Finish	Post Season	Result
1992	9-2-1	7-0-1/1st	NCAA Division II First Round	Lost to North Alabama 21-33
1993	12-1	8-0/1st	NCAA Division II First Round	Defeated Albany St. 33-7
			NCAA Division II Quarterfinals?	Lost to North Alabama 20-45
1994	10-1	8-0/1st	Not eligible for playoffs transition year for D-1AA move	
			SBN Black College National Champs	
CIAA	31-4-1	23-0-1		
1995	8-3	3-1	Not eligible for MEAC Championship	
1996	5-6	3-4/5th		
1997	10-2	7-0/1st	NCAA Division I-AA First Round	Lost to Youngstown St. 13-28
			SBN Black College National Champs	
1998	9-3	7-1/1st	NCAA Division I-AA First Round	Lost to U. Conn 34-42
1999	8-4	5-3/3rd	Heritage Bowl Champs	Defeated Southern 24-3
2000	7-4	5-3/4th		
2001	7-4	6-2/2nd		
2002	7-5	5-3/2nd		
2003	7-4	5-2/2nd		
2004	10-2	6-1/1st	NCAA Division I-AA First Round	Lost to William & Mary 35-42
			SBN Black College National Champions	
2005	11-1	7-0/1st	NCAA Division I-AA First Round	Lost to Richmond 10-38
			SBN Black College National Champions	
2006	10-2	7-1/1st	NCAA Division I-AA First Round	Lost to New Hampshire 38-41
MEAC	97-37	66-22		
Totals	130-44-1	89-20-1	Eight Conference Titles, Black College Bowl Championship and Four Black College National Titles	

Hampton's First Team

All-CIAA and MEAC Players

Under Joe Taylor

Hampton's All-Americans Under Joe Taylor

EMERSON MARTIN	.OG	1993	.AP, NCAA Div. II and Kodak
CHRIS WILLIAMS	.DE	1993	.AP, NCAA Div. II and Kodak
JOHN MEREDITH	.LB	1993	.NCAA Div. II
COREY SWINSON	.DT	1994	.SBN
JOHN MEREDITH	.LB	1994	.SBN
MELVIN CRAWFORD	.FS	1994	.SBN
ANTONIO POAG	.OC	1994	.SBN
HUGH HUNTER	.DE	1995	.NCAA Div. I-AA, SBN
MIKE JENKINS	.WR	1995	.NCAA Div. I-AA
KEVIN "SP" WILLIAMS	.LB	1995	.SBN
DARRELL FLYTHE	.LB	1996	.SBN
LAMONT TURNER	.OG	1997	.SBN
DEON HUNT	.LB	1997	.SBN
DAVID TURNER	.LB	1997	.SBN
CORDELL TAYLOR	.CB	1997	.AP, Div. I-AA and SBN
DEON HUNT	.LB	1998	.American Urban Radio Network, SBN
RUSSELL MILLS	.OG	1998	.AURN, SBN, Sports Network
CHARLES PRESTON	.DE	1998	.AURN, Sports Network, Kodak
DONALD TURNER	.CB	1998	.AURN, SBN
DEON HUNT	.LB	1999	.Sports Network
MICHAEL BLAND	.LB	1999	.Sports Network
MONTRELL COLEY	.RB	2000	.Sports Network
ERIK STEINER	.OL	2002	.SBN
ZURIEL SMITH	.PR	2002	.AFCA
ISAAC HILTON	.DE	2002	.Sports Network
JELANI CLEMENT	.C	2003	.AFCA
ISAAC HILTON	.DE	2003	.SBN
KITWANA JONES	.LB	2003	.SBN
PATRICK CHEATHAM	.OT	2003	.SBN
CAMERON MURO	.P	2003	.SBN
JELANI CLEMENT	.C	2004	.AFCA, AP, SBN, Sports Network
JEROME MATHIS	.KR	2004	.AP, Walter Camp, Sports Network
JUSTIN DURANT	.LB	2004	.SBN
MICAH LITTLEJOHN	.DL	2004	.SBN
ANDREW PATERINI	.PK	2004	.SBN
JUSTIN DURANT	.LB	2005	.SBN, Walter Camp, AP, Sports Network
ALONZO COLEMAN	.RB	2005	.SBN, Sports Network, AP
ANDREW PATERINI	.PK	2005	.SBN, Sports Network, AFCA, AP
GERELL GOLIGHTLY	.OL	2005	.SBN, Walter Camp, Sports Network
JUSTIN DURANT	.LB	2006	.SBN, Sports Network, AP
ANDREW PATERINI	.PK	2006	.SBN, AFCA
TRAVAROUS BAIN	.CB	2006	.SBN
KENDALL LANGFORD	.DE	2006	.SBN

Hampton's All-Academic Players Under Joe Taylor

TIM BENSON	.TE	1992	.GTE District III
		1993	.GTE District III & Academic All American
		1993	.National Football Foundation Scholar Athlete
MALCOLM BENSON	.RB	1993, 94, 95	.GTE District III
		1995	.National Football Foundation Scholar Athlete
		1995	.National Burger King Scholar Athlete
JASON CRUMP	.OC	1993	.GTE District III
ANTHONY SMITH	.FB	1993	.GTE District III
JONATHAN HUNT	.OT	1993	.GTE District III
TIM HALL	.LB	1993	.GTE District III
DARRELL FLYTHE	.LB	1996	.National Burger King Scholar Athlete
KYLE PAYNE		1997	.National Burger King Scholar Athlete
			.GTE District III
MIKE JONES	.FB		.GTE District III
JAMAL BROOKS	.LB	1998	.Burger King Scholar Athlete
MIKE JONES	.FB	1998	.GTE District III
MICHAEL BLAND	.DE		.AFCA Good Works Team & 2000 National Football Foundation Scholar Athlete
TIMOTHY FRAZIER	.QB	2002	.Verizon District III
IRA DAVID DAWSON	.DE	2002	.Verizon District III
TIMOTHY FRAZIER	.QB	2003	.Verizon District III
GERELL GOLIGHTLY	.OG	2004	.I-AA Athletic Directors Association Academic All-Star Team
GERELL GOLIGHTLY	.OG	2005	.I-AA Athletic Directors Association Academic All-Star Team

Hampton's Players of the Year Under Joe Taylor

CHRIS WILLIAMS
1993 CIAA Defensive Player of the Year

JOHN MEREDITH
1994 CIAA Defensive Player of the Year
SBN National Player of the Year

LAMONTE STILL
1994 CIAA Rookie of the Year

DARRELL FLYTHE
1996 MEAC Defensive Player of the Year

LAMONT TURNER
1997 MEAC Offensive Lineman of the Year

RUSSELL MILLS
1998 MEAC Offensive Lineman of the Year

ERIK STEINER
2002 MEAC Offensive Lineman of the Year

PATRICK CHEATHAM
2003 MEAC Offensive Lineman of the Year

JUSTIN DURANT
2004 MEAC Defensive Player of the Year

JELANI CLEMENT
2004 MEAC Offensive Lineman of the Year

ALONZO COLEMAN
2005 MEAC Offensive Player of the Year

JUSTIN DURANT
2005 MEAC Defensive Player of the Year

GERELL GOLIGHTLY
2005 MEAC Offensive Lineman of the Year

JUSTIN DURANT
2006 MEAC Defensive Player of the Year

Head Coach

What They're Saying About Coach Taylor



Fisher DeBerry

Former Head Coach, Air Force Academy

"There is no coach in America finer than Coach Taylor. No one loves the game of football more and that's evident by his service to various organizations such as the American Football Coaches Association and by what his players have been able to accomplish over the years. If I had a son I'd love for him to play for someone like Coach Taylor. He's an individual who has his priorities right, caring about the student-athlete as a whole and players respond to that. There is not a man I respect more than Joe Taylor."



Ken Hatfield

Former Head Coach, Rice University

"Coach Joe Taylor is a true coaches' coach, a gentleman in every sense of the word. He is a highly professional individual who has a great passion for building solid character among his student-athletes. His focus remains on graduating student-athletes in addition to winning football games. Coach Taylor has been consistent and faithful throughout his career. He's just an all-around great football coach."



John Teerlink

Defensive Line Coach, Indianapolis Colts

"I played against Joe every day in practice [at Western Illinois], and he was a fierce competitor then, and he still is to this day. His successful record as a coach is a reflection of the great work ethic and drive that he possessed as a player. And when you go back and look at Joe's career, you'll see that while he has produced a host of outstanding players, he has also developed a solid group of young coaches and that's what he's about."



Grant Teaff

Executive Director, American Football Coaches Association

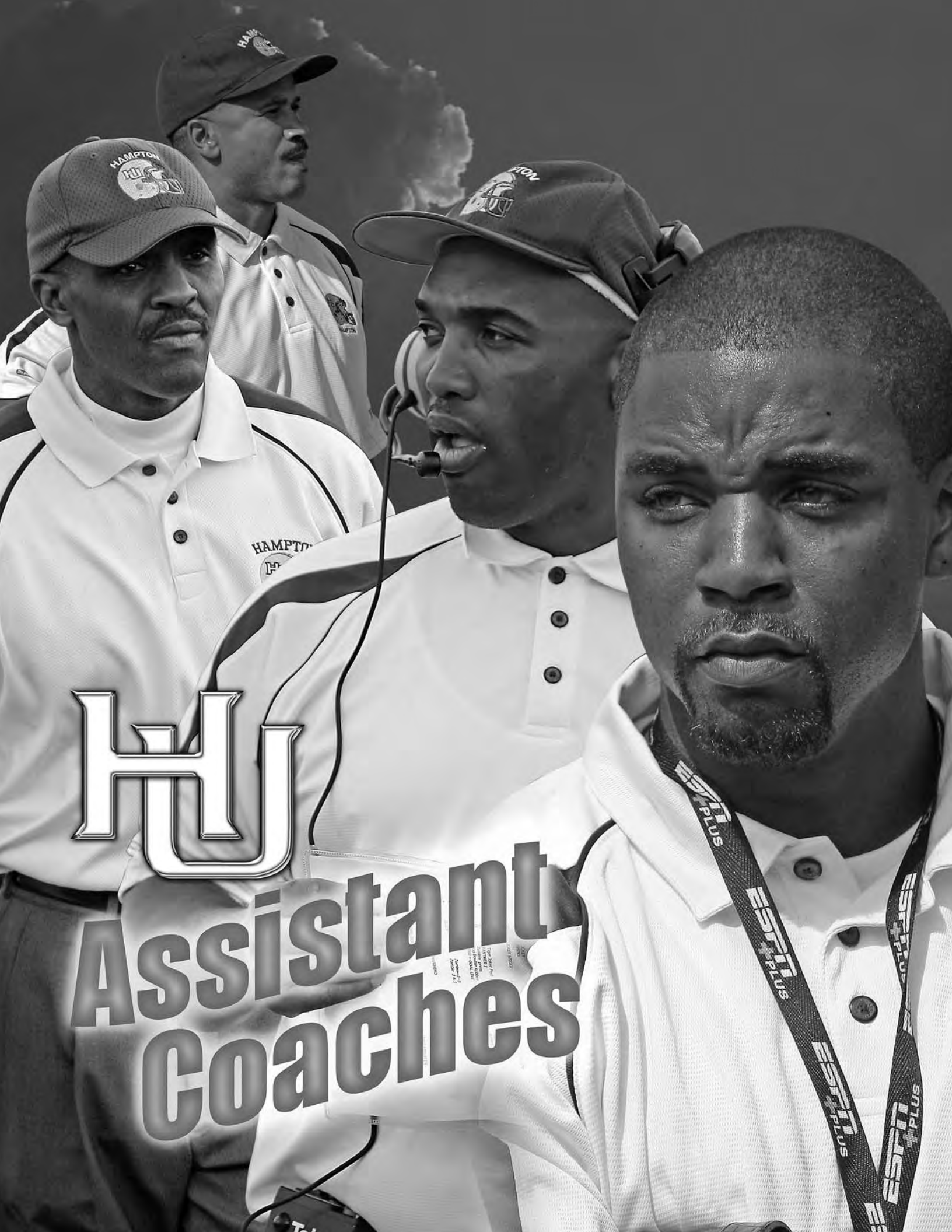
"Joe Taylor is to me the epitome of what a college football coach should be. His coaching talent is recognized across the nation as one of the best. To me, he is also one of the great leaders of our generation."



Floyd Keith

Executive Director, Black Coaches Association

"I know Joe Taylor as an educator, a professional and a person, and he embodies everything that the word coach means. He touches every aspect of the student-athlete through a strong concern for academics, graduation rates and the religious component of an individual. Coach Taylor is about everything that is good in college athletics and Hampton University is blessed to have someone of his caliber."



HU

**Assistant
Coaches**

ESPN PLUS

DONOVAN ROSE

Assistant Head Coach/Secondary



DONOVAN ROSE is entering his 17th season on the Pirate coaching staff and his fifth as assistant head coach. Rose will be responsible for the defensive secondary while also continuing to direct Hampton University's JET (*Job Education Training*) Corps and H.O.P.E. (*Hampton Opportunity Program for Enhancement*) programs.

As an impressive walk-on at Hampton University in 1975, Donovan played defensive back and kicker for the Pirates. However, by his senior year he was voted the CIAA Defensive Player of the Year, named as an All-American and was selected as a starter and captain in the 1978 Black College All-Star game at the New Orleans Super Dome.

He later signed with the Kansas City Chiefs in 1980 and also played for several championship teams in the Canadian Football League, winning the Grey Cup with the Winnipeg Blue Bombers in 1984. In 1986, he joined the Miami Dolphins and led the team in interceptions. After Donovan's retirement in 1988, he was recognized as a Distinguished

Hamptonian at his alma mater. He and his wife developed a sports agency, Silro Sports Enterprises, where they advised athletes regarding professional football tryouts, contracts, youth camps and life after football.

Since his return to Hampton in 1991, Rose has aided in the development of 15 All-Conference players, four All-Americans, two National Players of the Year and four professional athletes, the latest being Travis Coleman (1998-01) who went on to sign a free-agent contract with the Chicago Bears. As a secondary coach, Donovan's philosophy and coaching style has also attracted attention not only from the collegiate ranks, but from the NFL as well. He has served internships with the Miami Dolphins, San Diego Chargers (2 years) and New York Giants, and in 2003 he was honored as the Division I-AA Assistant Coach of the Year by the American Football Coaches Association and the Mike Campbell Top Assistant Coach by the All-American Football Foundation.

He is married to the former Miss Hampton University (1981) Sylvia Woody, a native of Tampa, Florida and they are the parents of two children: Deja (19) and Donovan, Jr. (11).



JERRY HOLMES

Defensive Coordinator / Linebackers

JERRY HOLMES enters his third season as defensive coordinator and linebackers coach at Hampton University. Prior to joining the Pirates' staff, Holmes spent five years coaching defensive backs for the San Diego Chargers (2002-03), the Washington Redskins (2001) and the Cleveland Browns (1999-00).

As a coach, Holmes embodies the same characteristics that he demonstrated as a player in the NFL and the USFL, physical play and aggressive football. His coaching prowess has transferred successfully to his players on the field everywhere that he has been. In 2001 his Redskins secondary boasted the NFL's sixth leading defense against the pass. The team's 23 interceptions were the fifth most in the league. During Holmes' tenure with the Browns, Cleveland ranked 11th and 12th in the league against the pass.


Holmes began his coaching career as the linebackers coach and co-defensive coordinator at Hampton University from 1992 to 1994. During those three seasons with the Pirates, Hampton posted a remarkable record of 31-4-1, winning three consecutive CIAA championships, making two trips to the NCAA playoffs and capturing the 1994 Black College National Championship. After leaving Hampton, Holmes spent the next four seasons (1994-98) as the defensive backs coach at his alma mater West Virginia University. In 1996 the Mountaineers featured the nation's top-ranked defense that included a No. 5 national ranking against the pass. He has also completed coaching internships with the Detroit Lions, the Jacksonville Jaguars and Boston University.

Since his return to Hampton Holmes has continued his previous success by guiding linebacker Justin Durant to three consecutive MEAC Defensive Player of the Year honors, while also helping the Pirate defense lead the country in turnovers forced with 43 in 2004. During the 2005 campaign his unit finished the year ranking second in the Division I FCS in points allowed at 14 points per game, while also ranking sixth in total defense. Last season the Pirates continued to display their dominance on the defensive side of the ball surrendering just 14.5 points per game, ranking third in pass defense and second in tackles for loss.

As a player, Holmes' professional career spanned 12 seasons as a cornerback and included stops with the NFL's Green Bay Packers (1990-91), Detroit Lions (1988-89) and New York Jets (1980-83, 86-87), as well as the USFL's New Jersey Generals (1985) and Pittsburgh Maulers (1984). His NFL totals included 25 interceptions, two of which he returned for touchdowns.

Holmes began his collegiate career at Chowan Junior College where he earned an associate degree in business administration before transferring to West Virginia. There he was a two-year letterman in football, earning his degree in business administration in 1979. As the captain of the Mountaineers during his senior campaign, Holmes was honored with the Ira A. Rodgers Award as the team's most valuable player.

A native of Newport News, Holmes and his wife Patricia Ann have one daughter, Natasha Nicole (11).



Assistant Coaches



TIMOTHY EDWARDS

Defensive Line/Recruiting Coordinator




TIMOTHY EDWARDS is in his fifth season at Hampton University serving as the defensive line coach and recruiting coordinator. Since his arrival in 2003 the football program has had one of the best four-year runs in school history with three consecutive MEAC championships, three NCAA playoff appearances and back-to-back black college national championships in 2004 and 2005.

Edwards joined the Hampton University coaching staff after spending one season with the Carolina Rhinos (AFL2) as the defensive coordinator and Pearl River Community College as the defensive line coach. He joined the Carolina Rhinos' coaching staff after spending four years at Kentucky State University where he held several positions throughout his tenure including linebackers, defensive line coach and pro liaison. His days on the sidelines have helped to develop the professional careers of several former players including: Cletidus Hunt (Green Bay Packers, NFL), Kitwana Jones (Saskatchewan Rough Riders, CFL), Dewayne Woods (Georgia Force, AFL) and Chris Avery (Grand Rapids Storm, AFL). In addition, Edwards has coached two All-Americans in Hunt at Kentucky State, and linebacker Kitwana Jones at Hampton.

Since Edwards arrived, the Hampton University defense has been ranked in the top ten in several defensive categories. As the linebackers coach in 2003, he helped the HU defense finish the season ranked seventh in the nation in total defense. Edwards then moved on to coach the defensive front in 2004 and the defense led the nation in turnovers (43) as well as finishing second in turnover margin. With another strong defensive front in 2005 Hampton ranked second in scoring defense and sixth in total defense. Last season he directed a defensive line that featured two All-MEAC selections that helped the Pirates rank second in the country in tackles for loss with 8.54 per game.

A 1991 graduate of Delta State University where he earned a bachelors degree in Aviation Management, Edwards was a two-time First Team All-Gulf South selection as a defensive lineman. He was also honored as an All-American by the *Football Gazette* (1989, 1990) and by the *Associated Press* (1990). At the conclusion of his senior season Edwards participated in the Blue-Gray All-Star Game as well as the Senior Bowl and as a result of his performance, he was selected in the 12th round of the 1991 NFL draft by the New England Patriots. Edwards played three seasons with the Patriots before signing a free agent contract in 1995 with the Saskatchewan Rough Riders of the Canadian Football League, with whom he also spent three years.

A native of Philadelphia, Mississippi, Edwards recruits Georgia, Mississippi, Tennessee, and Virginia. He's a member of the NFL Retired Player's Association, the CFL Player's Association and the American Football Coaches Association (Minority Issues Committee). He is married to the former LuAnn Shockency of Louisville, Kentucky and they have two children Halena & Timothy II.





**LAWRENCE
KERSHAW**
Offensive Line

LAWRENCE KERSHAW is in his first season at Hampton University where he'll serve as the offensive line coach after spending last year in the same capacity at Truman State in Missouri.

Prior to that, Kershaw spent two seasons at Virginia Union University where he was the assistant head coach and offensive line coach, in addition to being the recruiting coordinator and organizing the strength and conditioning program.

Kershaw was also an assistant coach for seven years at Virginia State University of the Central Intercollegiate Athletic Association (CIAA), where he helped the Trojans win two conference titles. There he served as the running backs coach in 1995, the offensive line coach in 1996-97 and 2000-03, and the offensive coordinator from 2001-03.

In 2000, 2002 and 2003, Kershaw's offensive line was the best in the CIAA in sacks allowed, while the Virginia State offense also led the conference in numerous offensive categories. From 1995-2003 the program produced 25 all-conference players on offense, including 13 first team selections and three offensive players of the year.

Kershaw also has one year of coaching experience at Fordham University, where he was a volunteer assistant offensive line coach in 1998 for the NCAA Division I FCS program.

Kershaw started his collegiate playing career at Stony Brook where in 1990 he was named to the All-Liberty Conference football team. He played his final two seasons at Virginia State in 1993 and 1994.

Kershaw graduated from Virginia State in 1995 with a bachelor of arts in sociology and in 1997 he received his masters of education in guidance from VSU.




**AARON
TAYLOR**
Running Backs

AARON TAYLOR is entering his seventh season on the Pirates coaching staff where he will return to work with the running backs after spending time assisting the tight ends and tackles, as well as four years with the defensive line.

During his tenure on the defensive side of the ball, Taylor worked with numerous all-conference performers to lead a Hampton defense that ranked amongst the best in the country. With the Pirates' defensive unit leading Division I-AA in turnovers forced in 2004, Hampton was able to capture its third MEAC championship. In 2005, his first season overseeing the running backs, he aided Alonzo Coleman and Ardell Daniels in becoming just the third duo in Division I FCS history to rush for 1,000 yards each in consecutive seasons.

The Charleston, Illinois native and oldest son of head coach Joe Taylor is a graduate of Phoebus High School (Virginia) where he was a four-year letterman in football. In 2001 he earned his bachelor's degree in history/political science from Virginia State University where he also was a member of the Trojans' football team. His outstanding senior campaign as an offensive guard garnered him All-CIAA honors.




Assistant Coaches



COREY SULLIVAN
Offensive Coordinator/
Wide Receivers

COREY SULLIVAN is entering his first year as offensive coordinator and his third season as the wide receivers coach at Hampton University. During his brief stint with the Pirates Sullivan has had a great impact on the receiving corps, producing two all-conference selections and helping Marquy McDaniel and Onrea Jones earn invitations to the 2007 NFL Combine. Under Sullivan's direction McDaniel closed out his career by breaking Hampton's single-season records for receptions (59) and touchdown catches (14).

A four-year letterman at Tennessee State, Sullivan was a two-time All-Ohio Valley Conference receiver for the Tigers. During his senior campaign, the Miami, Florida native was an all-american and Spirit Award candidate. Following his days at TSU, he went on to spend the 2000 season as a free agent wide receiver with the Buffalo Bills, in addition to playing with several Arena League teams. Sullivan, who earned his bachelor's degree in psychology in 2002, returned to his alma mater in 2004 to coach the wide receivers.




ROY JOHNSON
Quarterbacks

A former Pirate signal caller himself, **ROY JOHNSON** is in his first season as a member of the Hampton University coaching staff where he will serve as quarterbacks coach.

Johnson returns to HU after spending the past two years as offensive coordinator and quarterbacks coach at Meadowcreek High School in Georgia. There he led a Mustang offense that averaged more than 300 yards of total offense per game utilizing the Wing-T and the Veer option. In addition, Johnson helped more than 20 Mustangs receive athletic scholarships to continue their careers at four-year institutions.

Prior to his stint at Meadowcreek, Johnson served as the co-offensive coordinator/pass game coordinator and quarterbacks coach at Redan High School in Stone Mountain, Georgia. In his four seasons with the program he assisted in guiding the Raiders to a state playoff birth for the first time four years.

Johnson is a 1999 graduate of Hampton University, earning his bachelor's degree in business management. As a player Johnson led the Pirates to consecutive MEAC championships in 1997 and 1998. He is second all-time at Hampton in passing yards (7,086) and completions (502), while ranking fourth in touchdown passes



DEVAN HILL
Defensive Backs

DEVAN HILL is in his fifth year working as an assistant with the Hampton defensive backs. During his previous four seasons Hill coached three all-conference safeties and a Pirate defensive unit that finished third in Division I-AA in interceptions in 2004.

A four-year letterman (1996-99) and two-year starter at cornerback for Joe Taylor and the Pirates, Hill was a member of a Hampton squad that claimed back-to-back MEAC championships in 1997 and 1998. He is a 2000 graduate of Hampton, earning his bachelor's degree in sports management.



KISSIE PETTAWAY
Office Manager

MS. KISSIE PETTAWAY is entering her seventh year at Hampton University. A Tarboro, North Carolina, native, Ms. Pettaway is the office manager for Pirate football. Her enthusiasm, compassion and pleasant personality have helped to promote a highly successful football program. A 2007 graduate of Hampton University, Ms. Pettaway is a resident of Hampton and is the mother of two sons, Tyrese (6) and Omari (4).

Football Support Staff



**ZACH
NOTT**
Director of Athletic
Performance

ZACH NOTT is entering into his third season with the Hampton University athletic program and his first as the Director of Athletic Performance. Previously, Nott was the Assistant Strength and Conditioning Coach at Colgate University from 2003 to 2005. Before his time at Colgate, Nott spent three years on the staff at the University of Nebraska's Husker Power. Nott received his bachelor's degree in community health education from the University of Nebraska in 2003 and is certified by the National Strength and Conditioning Association.



**CHRISTINA
ESPINOZA**
Director of Athletic
Training and
Rehabilitation

CHRISTINA ESPINOZA is entering her second year as the Hampton University Director of Athletic Training and Rehabilitation.

Espinoza heads a facility that offers Pirate athletes a comprehensive program entailing injury prevention, recognition, evaluation and management of injuries, rehabilitation and reconditioning following injury or surgery, education and counseling.

Espinoza joins the Pirate family after having served as an athletic trainer on numerous levels. Before arriving at Hampton she served a year as head athletic trainer of Lane College in Jackson, Tennessee where she was responsible for the prevention, treatment and rehabilitation of athletic related injuries for the 11 NCAA Division II varsity sports. Prior to that, Espinoza was head football athletic trainer at Alabama State University where she worked with football, track and field, women's basketball and baseball. She also spent a year with the Montgomery Maulers of the National Indoor Football League (NIFL), who went on to become the first NIFL team to win the division in its inaugural season.

Espinoza is a graduate of Southwest Texas State University (1998) where she received a bachelor's degree in exercise science. She is the proud mother of one son, six-year old Nikolas.



**QUADRIAN
K. BANKS**
Assistant Director of
Athletic Performance

QUADRIAN K. BANKS is in his first season with the Pirate athletic program where he'll serve as the Assistant Director of Athletic Performance. Banks brings with him valuable collegiate experience after spending two years as the Head Strength and Conditioning Coach at Prairie View A&M. In addition, he also worked as a student assistant with the Longhorns strength and conditioning department at The University of Texas, working primarily with basketball and football.

Banks has also spent time in the private sector of athletic performance, working for Train 4 The Game, Inc. and Velocity Sports Performance where he was a Performance Coach working with clientele of all ages and skill levels.

A native of Dallas, Texas, where he attended Garland Christian Academy, Banks received his B.S. in kinesiology – health promotion and fitness from The University of Texas at Austin in 2003, and his M.Ed. in health and physical education from Prairie View A&M in 2005.



Support Staff

Football Support Staff



**MELISSA
ODELL**
Assistant Athletic Trainer

MELISSA ODELL is entering into her second season as the Assistant Athletic Trainer at Hampton University. Odell received her Bachelor of Science in athletic training from Olivet Nazarene University in 2003 and in August of 2006 she graduated from Virginia Commonwealth University with a Master of Science in health and movement science.

Her athletic training background spans from serving as a student trainer at Olivet Nazarene where she worked with numerous varsity sports, to Loyola University in Chicago and VCU. At Loyola she spent a year as an athletic training intern, providing coverage for the softball team and men's soccer. While at VCU she worked closely with the women's soccer program, as well as the baseball team.

A former athlete herself, Odell is no stranger to the world of college athletics. She was a four-year letterman on the women's basketball team at Olivet Nazarene, serving as the team captain during her senior season.



**JAMAR
ROSS**
Director of
Sports Information

This will be the sixth year for **JAMAR ROSS** serving in his current position of Director of Sports Information at Hampton University. As well as the day-to-day operations of any sports information office, Ross serves as the primary contact for all men's athletics and women's golf, in addition to assisting with marketing and promotions activities for all HU athletics.

Before coming back to Hampton University, where he served for one year as the Assistant Sports Information Director during the 2000-01 athletic year, Ross held a one-year stint at his alma

mater—Winston-Salem State University—as the Director of Sports Information in Winston-Salem, North Carolina. At WSSU, he was responsible for promoting and publicizing all of WSSU varsity athletics, including the University's nationally respected Men's Basketball and Football programs competing on the Division II athletic level of the historic Central Intercollegiate Athletic Association (CIAA). He was also the primary contact for the CIAA Football Championship game held at Bowman-Gray Stadium, home of the WSSU Rams.

Ross had been a student assistant in the Office of Sports Information at WSSU for two years with Adrian Ferguson, current Director of Sports Information at Livingstone College in Salisbury, North Carolina. After graduation, Ross headed to the mid-west to Southern Illinois University, where he served a one-year internship in the Athletic Media Relations Department during the 1999-2000 athletic season.

Jamar Ross is a 1999 graduate of Winston-Salem State University, earning a bachelor's degree in sports management from the school's nationally accredited program. He is a native of Chicago, Illinois, where his family still resides today.



**LA TOYA
SIVELLS**
Assistant Director of
Sports Information

LA TOYA SIVELLS enters her third year as the Assistant Director of Sports Information at Hampton University. While at HU her duties include serving as the primary contact for all women's athletics, as well as sailing, and men's tennis.

Prior to joining the HU staff full-time, Sivells served as a student assistant in the Sports Information Office for four years. Her duties included the input of statistics into filing systems, on and off campus promotions, assisting with pre-and post-game preparations for home football and basketball games, and editing and proofreading materials.

Before arriving back at Hampton University, Sivells spent a year as an elementary school teacher in the Newport News Public School System.

Sivells is a 2003 graduate of Hampton University, earning her bachelor's degree in english arts. She is a native of Washington D.C., but currently calls Newport News home. She is the proud daughter of Reverend Edward and Sharon Sivells.



HU



Meet the Pirates

Meet the Pirates



23 HENTI BAIRD

Senior • Safety

6-1 • 204 • Greensboro, North Carolina • Page HS

2006 Junior Season

Moved from safety down to outside linebacker... saw action in 11 of the 12 games for the Pirates... totaled 29 tackles, including 18 solo stops... had a career-high five tackles in games against North Carolina A&T, Morgan State and Florida A&M...

recorded a career-best four solo tackles at Florida A&M... added three tackles behind the line of scrimmage for a loss of 17 yards... combined with a teammate for half a sack versus Howard and Bethune-Cookman... blocked a punt against Central State in the Circle City Classic that led to a Hampton touchdown.

2005 Sophomore Season

Played in all 12 games... registered five solo stops and five assists for a total of 10 tackles... had his best outing of the year with four tackles (2 solo) in the Battle of the Bay against Norfolk State.

2004 Freshman Season

Baird racked up playing time in all 12 games for the Pirates during the 2004 campaign ... saw most of his action on the field with the special teams unit ... posted one tackle for loss on the year in a contest against Norfolk State ... registered two tackles (one solo) in contests against Howard, at Delaware State and at South Carolina State ... recorded two assisted tackles against Norfolk State, and against Morgan State in the New York Urban League Classic ... tallied 13 total tackles for the season.

Page High School

Two-year letterman for the Pirates, playing both wide receiver and defensive backs.

Personal

Born April 7, 1986... son of Henti and Debra Baird... majoring in business.



HENTI BAIRD'S CAREER STATISTICS

Year	Solo	Assists	Total	TFL-YDS	Sacks-YDS	FF	FR-YDS	INT-YDS	PBU
2006	18	11	29	3-17	1-7	0	0-0	0-0	1
2005	5	5	10	0-0	0-0	0	0-0	0-0	0
2004	4	9	13	0.5-1	0-0	0	0-0	0-0	0
Totals	27	25	52	3.5-18	1-7	0	0-0	0-0	1

Career-Highs

Solo tackles: 4 at Florida A&M (11/11/06)

Assisted tackles: 3 vs. Morgan State (9/23/06)

Total Tackles: 5 (three times), last at Florida A&M (11/11/06)

Tackles for loss: 1 (twice), last vs. Morgan State (9/23/06)

Pass Breakups: 1 vs. Bethune-Cookman (11/2/06)



45 FURNACE BARNES

Sophomore • Defensive Back

6-0 • 185 • Stafford, Virginia • North Stafford HS

North Stafford High School

Three-year starter at wide receiver and defensive back for Coach Eric Cooke and the Wolverines... helped lead NSHS to a district and regional championship in 2004 when the Wolverines finished

as the 5A state runner-up with a record of 13-1... two-time All-Commonwealth District, All-Northwest Region and Free Lance Star All-Area as a defensive back... caught 43 passes for 706 yards and two touchdowns as a senior, and recorded 74 tackles, six tackles for loss and 27 pass breakups in two years at defensive back.

Personal

Born June 26, 1987 in Dover, Del... son of Furnace and Ivory Barnes... majoring in business and computer science.

21 KEVIN BEVERLY

Senior • Running Back

5-11 • 218 • New Carrollton, Maryland

Kent State/Parkdale HS

2006 Junior Season

Saw action in all 12 games for the Pirates, getting the starting nod against North Carolina A&T... finished sixth in the MEAC in rushing with 746

yards on 134 carries for an average of 5.6 yards per carry... tied for first in the league with 12 rushing touchdowns... caught nine passes out of the backfield for 56 yards and a touchdown... averaged 62.2 yards rushing per game... had a 10-yard touchdown reception in overtime to lead the Pirates to a 27-26 win over Grambling State in the season opener... set a school record for rushing yards by a player in their first career start with 204 yards and four touchdowns (4,1,6,9) on 29 carries versus North Carolina A&T... led the Pirates in rushing four times... finished the year with six rushes of 20 or more yards, including a season-long 29-yard touchdown run against Norfolk State in the Battle of the Bay... closed out the regular season with 12 carries for 63 yards and three touchdowns (10, 8, 3) versus Florida A&M... also had a multi-touchdown game in Hampton's win over Bethune-Cookman with two rushing TDs... had 34 yards rushing and a 4-yard touchdown run against New Hampshire in the NCAA playoffs.

2004 Sophomore Season (Kent State)

Appeared in six games for KSU... carried the ball 19 times for 68 yards and two touchdowns... rushed for 51 yards and a touchdown in a win over Eastern Michigan... posted his other touchdown against Liberty.

Meet the Pirates

Parkdale High School

Ran for 2,532 yards and 26 touchdowns as a senior at Parkdale High School... broke the school's single-game records with 367 yards rushing and five touchdowns... was named the area Player of the Year by both the Prince George's Journal and the Prince George's Gazette... also earned all-state and all-metro honors... led the Panthers to the Maryland 4A state championship... as a junior he ran for 1,107 yards with 17 touchdowns after gaining 963 yards with 10 scores as a sophomore... coached by Mike Rucker at PHS... earned letters in football and track.

Personal

Born February 11, 1984... son of Johnnie and Mary Beverly... majoring in political science.

KEVIN BEVERLY'S CAREER STATISTICS

Year	Att.	Yards	Avg.	TD	LP	Rec.	Yards	Avg.	TD	LP
2006	134	746	5.6	12	29	9	56	6.2	1	16
Totals	134	746	5.6	12	29	9	56	6.2	1	16

Career-Highs

Rushes: 29 vs. North Carolina A&T (9/16/06)
Rushing Yards: 204 vs. North Carolina A&T (9/16/06)
Rushing TDs: 4 vs. North Carolina A&T (9/16/06)
Longest Rush: 29 vs. Norfolk State (10/14/06)
Receptions: 3 at South Carolina State (10/21/06)
Receiving Yards: 20 at Delaware State (9/30/06)
Receiving TDs: 1 vs. Grambling State (9/2/06)
Longest Reception: 16 at Delaware State (9/30/06)

BEVERLY'S CAREER GAME-BY-GAME

2006 Opponent	Rushing				Receiving			
	Att.	Yards	TD	Lg	Rec.	Yards	TD	Lg
vs. Grambling State	8	34	0	13	1	10	1	10
Howard	12	67	0	22	0	0	0	0
North Carolina A&T	29	204	4	27	0	0	0	0
vs. Morgan State	6	15	0	8	0	0	0	0
at Delaware State	4	13	1	8	2	20	0	16
vs. Central State	8	66	0	28	1	4	0	4
Norfolk State	11	73	1	29	0	0	0	0
at South Carolina State	11	29	0	16	3	18	0	11
Winston-Salem State	14	81	0	18	1	0	0	0
Bethune-Cookman	13	67	2	14	0	0	0	0
at Florida A&M	12	63	3	23	0	0	0	0
New Hampshire	6	34	1	22	1	4	0	4
Totals	134	746	12	29	9	56	1	16

29 JAHMAL BLANCHARD

Sophomore • Punter

6-3 • 182 • Lauderdale Lakes, Florida

Blanche Ely HS



2006 Freshman Season

Second Team All-MEAC... was the starting punter for the Pirates in all 12 games... punted 41 times for 1,628 yards... finished second in the league with a punting average of 39.7 yards, helping Hampton lead the conference with a net punting average of 34.8 yards... placed 12 punts inside the opposition's 20-yard line... had six punts that went 50 or more yards, including a 71-yard boot on homecoming against Winston-Salem State... averaged a season-best 48.3 yards on three punts in the Circle City Classic versus Central State, behind a 57-yard effort.

Blanche Ely High School

All-county... all-district... helped guide Blanche Ely to district and regional championships... averaged 47.9 yards per punt... was 6-of-9 on field goal attempts and 36-of-38 on extra points... also ran track and played soccer.

Personal

Born July 26, 1988 in the Bronx, N.Y... son of Everette and Claudette Blanchard... majoring in graphic design.

JAHMAL BLANCHARD'S CAREER STATISTICS

Year	No.	Yards	Avg.	LP	I20
2006	41	1,628	39.7	71	12

Career-Highs

Punts: 5 (twice), last at South Carolina State (10/21/06)
Yards: 228 at South Carolina State (10/21/06)
Avg: 48.3 vs. Central State (10/7/06)
Longest Punt: 71 vs. Winston-Salem State (10/28/06)
Inside 20: 2 (several), last vs. Winston-Salem State (10/28/06)



Meet The Pirates

Meet the Pirates

70 THOMAS BODDIE

R-Freshman • Offensive Line

6-3 • 274 • Roanoke, Virginia • William Fleming HS

William Fleming High School

Three-year starter at offensive tackle for Coach Keith Smith and the Colonels... helped guide the Colonels to three consecutive district championships and a state runner-up finish in

2003... honorable mention all-state, all-district, all-region... Roanoke City Scholar Award recipient.

Personal

Born November 9, 1987... son of Vic and Burnette Boddie.



15 DANIEL BROOKS

R-Junior • Quarterback

6-2 • 184 • Rocky Mount, Virginia
Franklin County HS

2006 Sophomore Season

Spent the year as a scout team quarterback but did not appear in any games.

2005 Freshman Season

Saw action in two games for the Pirates... took snaps under center against Norfolk State and Savannah State.

Franklin County High School

Led the Eagles and Coach Billy Miles to two district championships, including a 10-1 mark in 2003... was the captain of the football team... First Team All-District... passed for more than 1,200 yards and rushed for more than 800 yards as a senior... also lettered in track & field... member of the district championship 4x100 meter relay team... district champion in the 55-meter dash.

Personal

Born October 31, 1985... son of Mr. and Mrs. Charlie Belcher... majoring in psychology.



39 ANTONIO BROWN

Sophomore • Running Back

5-6 • 169 • Peach Tree City, Georgia
Starns Mill HS

2006 Freshman Season

Saw action in nine games during his first season with the Pirates... primarily used as a kickoff returner... had his only touches of the season with

three kickoff returns for 37 yards against the Bulldogs of South Carolina State.



97 VERNON BRYANT

Senior • Defensive Tackle

6-2 • 285 • Courtland, Virginia
Southampton HS

2006 Junior Season

Started all 12 games at nose tackle for the Pirates... accounted for 24 tackles on the season, including nine solo stops... 4.5 of his tackles came

behind the line of scrimmage, 3.5 of which were courtesy of quarterback sacks... had a career-high two sacks versus Morgan State in the New York Urban League Classic... equaled his career-best with four stops (1 solo, 3 assists) in road contests at Delaware State and South Carolina State... had a critical fourth quarter fumble recovery in the season opener against Grambling State that allowed the Pirates to tie the game with just over a minute to play, and eventually win it in overtime... also added a fumble recovery against Central State in the Circle City Classic... registered a sack in victories over Delaware State and Winston-Salem State.

2005 Sophomore Season

Played in all 12 games and started three after moving into the rotation along the defensive line... made his first career start on Oct. 15 at Norfolk State, finishing the day with two tackles and half a sack... totaled 24 tackles on the year... had seven solo tackles and 24 assists... recorded four tackles for loss, 3.5 sacks and one forced fumble... had a career-high four tackles on four occasions, including in the I-AA playoff game against Richmond when he also recorded 1.5 sacks for a loss of 16 yards... three of his four tackles against Morgan State were solo efforts, including a sack for a loss of 17 yards.

2004 Freshman Season

Played in three games on the year after receiving a medical redshirt in 2003... registered five tackles on the season ... collected all three of his solo tackles on the year against William & Mary, including one behind the line of scrimmage for a loss of one yard ... picked up assisted tackles against Jackson State and Howard ... had one quarterback sack at home against Howard.

Southampton High School

Playing his high school football at Southampton High School, Vernon was named as a First Team All-District and All-Region member ... also tabbed as a First Team *Daily Press* All-Star.

Personal

Born to the world on Jan. 30, 1984 ... He is the son of Vernon and Sharon Bryant.

VERNON BRYANT'S CAREER STATISTICS

Year	Solo	Assists	Total	TFL-YDS	Sacks-YDS	FF	FR-YDS	INT-YDS	PBU
2006	9	15	24	4.5-20	3.5-19	0	2-3	0-0	0
2005	7	17	24	4-37	3.5-36	1	0-0	0-0	0
2004	3	2	5	1.5-2	1-1	0	0-0	0-0	0
Totals	19	34	53	10-59	8-56	1	2-3	0-0	0

Career-Highs

Solo tackles: 3 (twice), last vs. Morgan State (9/24/05)

Assisted tackles: 4 vs. South Carolina State (10/22/05)

Tackles: 4 (several), last at South Carolina State (10/21/06)

Tackles for loss: 2 (twice), last vs. Morgan State (9/23/06)

Sacks: 2 vs. Morgan State (9/23/06)

Meet the Pirates

BRYANT'S CAREER GAME-BY-GAME

		Tackles				
Opponent	UT	AT	TOT	TFL	PBU	
vs. Grambling State	0	1	1	0	0	
Howard	1	2	3	0	0	
North Carolina A&T	0	2	2	0	0	
vs. Morgan State	2	1	3	2	0	
at Delaware State	1	3	4	1	0	
vs. Central State	1	0	1	0	0	
Norfolk State	2	0	2	1	0	
at South Carolina State	1	3	4	0	0	
Winston-Salem State	0	3	3	0.5	0	
New Hampshire	1	0	1	0	0	
Totals	9	15	24	4.5	0	

		Tackles				
Opponent	UT	AT	TOT	TFL	PBU	
vs. Jackson State	1	0	1	0	0	
vs. Morgan State	3	1	4	1	0	
Delaware State	0	2	2	0.5	0	
at Gardner-Webb	1	1	2	0	0	
at Norfolk State	0	2	2	0.5	0	
South Carolina State	0	4	4	0.5	0	
at Bethune-Cookman	0	1	1	0	0	
Florida A&M	1	3	4	0	0	
Richmond	1	3	4	1.5	0	
Totals	7	17	24	4	0	

		Tackles				
Opponent	UT	AT	TOT	TFL	PBU	
Jackson State	0	1	1	0	0	
Howard	0	1	1	0.5	0	
at William & Mary	3	0	3	1	0	
Totals	3	2	5	1.5	0	



12 HERBERT BYNES

R-Freshman • Quarterback

6-4 • 236 • Ft. Lauderdale, Florida
Boyd H. Anderson HS

Boyd H. Anderson High School

Three-year letterman for the Cobras of Boyd H. Anderson... passed for 3,796 yards and 24 touchdowns, while also rushing for 1,200 yards and 16 touchdowns... participated in the Dade vs. Broward County All-Star Game... named Super 11... Offensive Player of the Year.

Personal

Born December 2, 1987... son of Herb and Yolanda Bynes... majoring in sports management.



78 RYAN CAVE

Sophomore • Offensive Guard

6-4 • 360 • Beaufort, South Carolina
Beaufort HS

2006 Freshman Season


Appeared in all 12 games, starting the final three at right guard... made his first career start in the Pirates win over Bethune-Cookman, helping HU assess 249 yards on the ground... also helped pave the way for 256 yards rushing and seven touchdowns in the regular season finale at Florida A&M... a key member along the offensive front that helped the Pirates post the highest scoring offense in the league.

Beaufort High School

Lettered in football, basketball, track and golf... helped lead the Eagles to consecutive regional championships in his final two seasons, as the team posted a mark of 22-5... as a junior he registered 33 pancake blocks to earn All-State, All-Area and All-Lowcountry honors... in his final season he was named All-State, All-Region, All-Area and All-Lowcountry... recorded 30 pancake blocks... participated in the North-South All-Star Game... earned the Senior Top Prospect Award... received the Basketball Academic Award for the highest grade point average... member of the National Honor Society.

Personal

Born May 30, 1988 in Augusta, Georgia... son of Dr. Vallerie Cave and Michael Cave... plans on majoring in recreation therapy... career goal is to become a physical therapist.



Meet The Pirates

Meet the Pirates



73 TROY CLEGG

R-Freshman • Offensive Tackle

6-9 • 343 • Oxon Hill, Maryland
Riverdale Baptist

Riverdale Baptist

Played both football and basketball for the Crusaders... three-year letterman in football and a two-year letterman in basketball... named 2006 PG

County Private All-Star in basketball.

Personal

Born Sept. 18, 1987... son of Beverly Watson... majoring in aviation management.



28 ELLIS COLEMAN

R-Freshman • Cornerback

5-10 • 158 • Glen Allen, Virginia • Hermitage HS

Hermitage High School

Four-year letterman for the Panthers and Coach Patrick Kane... played wide receiver and was part of the Panthers' 2004 district championship team... also ran the 300-meter hurdles as a member of the

track team.

Personal

Born May 23, 1988... son of Ellis Coleman, Sr. and Cassandra Coleman.



65 DENNIS CONLEY

R-Junior • Offensive Guard

6-4 • 303 • Suffolk, Virginia • Nansemond River HS

2006 Sophomore Season

Started all 12 games at left guard for the Pirates... helped Hampton post the highest scoring offense in the league... paved the way for running back Alonzo Coleman to record his fourth consecutive

1,000-yard season... also helped clear a path for 256 yards rushing and seven touchdowns in the regular season finale at Florida A&M.

2005 Freshman Season

Saw action in seven games along the offensive line and on special teams.

Nansemond River High School

Played tight end for Coach Brian Maus... four-year letterman for the Warriors... caught 12 passes for 107 yards and two touchdowns as a senior and had 18 receptions for 207 yards and two scores as a junior... two-time All-Southeastern District... also lettered four years in basketball and three in baseball, earning All-Southeastern District honors in those sports as well.

Personal

Born July 13, 1985 in Jackson, Miss... son of Dennis and Ramada Conley... career ambition is to become a DEA agent.



87 STEPHEN COTTON

R-Sophomore • Wide Receiver

5-9 • 185 • Los Angeles, California • Fairfax HS

2006 Freshman Season

Appeared in two games on the year, seeing action against North Carolina A&T and Winston-Salem State.

Fairfax High School

Played and started in the East-West All-Star Game... member of the Western League Co-Championship team at FHS.

Personal

Born Jan. 18, 1985 in Inglewood, California... son of Dr. Samuel Cotton and Brenda Cotton... majoring in marketing... plans on going to graduate school and obtaining his M.B.A.



93 ANDREW CREARY

R-Sophomore • Linebacker

6-1 • 225 • Westbury, New York • Westbury HS

2006 Freshman Season

Saw his only action of the season in the Pirates win over Bethune-Cookman.

Westbury High School

Played center, defensive end and defensive tackle for Coach Lou Buschi and the Dragons.

Personal

Born Dec. 3, 1986... son of Gerald and Sonia Creary... majoring in business management.



Meet the Pirates



9 JERRY CUMMINGS

R-Junior • Running Back

6-0 • 200 • Starke, Florida
Bradford HS/Hargrave Military Academy

2006 Sophomore Season

Saw action in six games on the year... carried the ball three times for a total of seven yards, all coming in the regular season finale at Florida

A&M... blocked a punt in Hampton's win over Bethune-Cookman.

2005 Freshman Season

Appeared in five games for the Pirates as a reserve running back... had a total of 80 rushing yards on 16 attempts for an average of 5.0 yards per carry... carried the ball eight times for 34 yards versus Morgan State in the New York Urban League Classic... had his best effort against Savannah State with seven carries for 42 yards, including his first career touchdown on a 19-yard run in the second quarter.

Bradford High School

Played running back for the Fighting Tornadoes of BHS.

Personal

Born Sept. 25 in Gainesville, Florida... son of Jerry and Mary Cummings... majoring in sociology.

JERRY CUMMINGS' CAREER STATISTICS

Year	Att.	Yards	Avg.	TD	LP
2006	3	7	2.3	0	4
2005	16	80	5.0	1	19
Totals	19	87	4.6	1	19

Career-Highs

Rushes: 8 vs. Morgan State (9/24/05)

Rushing Yards: 42 vs. Savannah State (11/19/05)

Rushing TDs: 1 vs. Savannah State (11/19/05)

Longest Rush: 19 vs. Savannah State (11/19/05)



82 IAN DAVIS

R-Sophomore • Wide Receiver

5-7 • 158 • Chandler, Arizona • Chandler HS

2006 Freshman Season

Appeared in four games as a reserve wide receiver but did not record any receptions.

Chandler High School

Lettered in football, track and baseball for the Wolves... played both running back and defensive back for Coach Jim Ewan... member of the CHS track & field team that won a state championship in 2000 and three regional championships... earned the Heart & Soul Award for baseball.

Personal

Born December 12, 1985 in Manhattan, New York... son of Chauncey and Denise Davis... majoring in broadcast journalism.



94 MARCUS DIXON

Senior • Defensive End

6-4 • 295 • Rome, Georgia • Pepperell HS

2006 Junior Season

Second Team All-MEAC... started all 11 games in which he appeared for the Pirates... saw time at defensive end and defensive tackle... totaled 25 total tackles, including 10 solo stops to rank third among defensive linemen... added 5.5 tackles behind the line of scrimmage for a loss of 24

yards... his four sacks were the third most on the squad, helping the Pirates lead the league in that category... had one of his best games in the NCAA playoffs with six tackles (4 solo) against New Hampshire, tying his career-high with two sacks... recorded five tackles, 1.5 tackles for loss, a sack and a fumble recovery that led to a touchdown in Hampton's 29-14 win at Delaware State... also had a sack in the season opener versus Grambling State and against North Carolina A&T.

2005 Sophomore Season

Saw action in 10 games, starting nine at defensive tackle... was third on the team in tackles among defensive linemen with 33 thanks to 13 solo tackles and 20 assists... seven of his 33 tackles were for a loss, including 2.5 sacks... had his best effort of the season against Morgan State in the New York Urban League Classic... in that game Marcus recorded a career-high seven tackles (4 solo), 1.5 tackles for loss, a half sack and two forced fumbles... his two forced fumbles led to a touchdown and a field goal for Hampton... also recorded sacks against Norfolk State and Bethune-Cookman... registered at least five tackles in four different games, including six stops (4 solo) and 1.5 tackles for loss against Richmond in the first round of the NCAA playoffs... hauled in his first career interception in the Battle of the Bay at Norfolk State.

2004 Freshman Season

Played all 12 games on the year, including starting six of the last seven games of the season ... finished the year seventh on the team in total tackles (38) ... placed fifth on the squad in tackles for loss with nine stops behind the line of scrimmage ... finished the year with three quarterback sacks which was good enough to end the year fifth on the team in that category ... established himself as one of the most explosive guys off the line on a defensive line loaded with talent ... undoubtedly, Marcus registered his best outing of the season against South Carolina State ... in that game, he recorded five tackles (two solo), including four stops behind the line of scrimmage for a loss of 17 yards, a forced fumble and one pass deflection ... of those four tackles for loss, two came via quarterback sacks ... also collected five tackles in games against Western Illinois, Gardner-Webb and North Carolina A&T ... tallied three assisted tackles, including two solo stops, as well as two quarterback hurries and a tackle for loss against North Carolina A&T ... pulled in three solo tackles against William & Mary in the NCAA playoffs.

Peperell High School

Lettered in football, basketball, baseball and track... as a sophomore was named a Gridiron Great Rising Star in football and received All-Area honorable mention honors on the basketball court... recorded 98 tackles, 12 tackles for loss, three sacks and seven pass breakups as a junior defensive end, earning him First Team All-Area honors... was a Second Team All-Area selection and the Wrong News Tribune Tipoff Club Player of the Year in basketball... ranked among the top three defensive ends in his district by Blue Chip Recruiting... placed third in the region in the shot put and the discus... recognized by Who's Whom Among American High School Students... graduated with a 3.96 GPA... member of the National Honor Society.

Personal

Born September 16, 1984... son of Ken and Peri Jones... majoring in physical education.

Meet the Pirates

MARCUS DIXON'S CAREER STATISTICS

Year	Solo	Assists	Total	TFL-YDS	Sacks-YDS	FF	FR-YDS	INT-YDS	PBU
2006	10	15	25	5.5-24	4-21	0	1-0	0-0	0
2005	13	20	33	7-25	2.5-16	2	0-0	1-0	1
2004	19	19	38	9-28	3-19	2	0-0	0-0	4
Totals	42	54	96	21.5-77	9.5-56	4	1-0	1-0	5

Career-Highs

Solo tackles: 4 [several], last vs. New Hampshire (11/25/06)

Assisted tackles: 4 [several], last vs. North Carolina A&T (9/16/06)

Tackles: 7 vs. Morgan State (9/24/05)

Tackles for loss: 4 at South Carolina State (10/23/04)

Sacks: 2 (twice), last vs. New Hampshire (11/25/06)

DIXON'S CAREER GAME-BY-GAME

2006	Opponent	Tackles					
		UT	AT	TOT	TFL	SACKS	PBU
	vs. Grambling State	2	0	2	1-6	1-6	0
	Howard	2	0	2	0-0	0-0	0
	North Carolina A&T	0	4	4	1-2	0-0	0
	vs. Morgan State	0	2	2	0-0	0-0	0
	at Delaware State	2	3	5	1.5-8	1-7	0
	vs. Central State	0	0	0	0-0	0-0	0
	Norfolk State	0	0	0	0-0	0-0	0
	at South Carolina State	0	2	2	0-0	0-0	0
	Winston-Salem State	0	0	0	0-0	0-0	0
	Bethune-Cookman	0	0	0	0-0	0-0	0
	at Florida A&M	0	2	2	0-0	0-0	0
	New Hampshire	4	2	6	2-8	2-8	0
	Totals	10	15	25	5.5-24	4-21	0

2005	Opponent	Tackles					
		UT	AT	TOT	TFL	SACKS	PBU
	vs. Jackson State	1	1	2	1.5-3	0-0	0
	at Howard	0	0	0	0-0	0-0	0
	at North Carolina A&T	0	1	1	0-0	0-0	0
	vs. Morgan State	4	3	7	1.5-5	0.5-2	0
	Delaware State	1	4	5	0-0	0-0	0
	at Gardner-Webb	0	4	4	0.5-2	0-0	1
	at Norfolk State	1	0	1	0-0	0-0	0
	South Carolina State	0	1	1	0-0	0-0	0
	at Bethune-Cookman	2	4	6	1-6	1-6	0
	Florida A&M	0	0	0	0-0	0-0	0
	Savannah State	0	0	0	0-0	0-0	0
	Richmond	4	2	6	1.5-1	0-0	0
	Totals	13	20	33	7-25	2.5-16	1

2004	Opponent	Tackles					
		UT	AT	TOT	TFL	SACKS	PBU
	vs. Jackson State	1	1	2	0.5-0	0-0	1
	Howard	0	1	1	0.5-1	0-0	0
	Western Illinois	2	3	5	0-0	0-0	0
	vs. Morgan State	1	0	1	1-2	0-0	0
	at Delaware State	0	3	3	0-0	0-0	0
	Gardner-Webb	2	3	5	0-0	0-0	1
	Norfolk State	0	1	1	0-0	0-0	1
	at South Carolina State	2	3	5	4-17	1.5-14	1
	Bethune-Cookman	3	0	3	0-0	0-0	0
	North Carolina A&T	2	3	5	1.5-3	0-0	0
	at Savannah State	3	1	4	1.5-5	1-5	0
	at William & Mary	3	0	3	0-0	0-0	0
	Totals	19	19	38	9-28	2.5-19	4

96 DONALD EVANS

Sophomore • Defensive Line

6-3 • 293 • Raleigh, North Carolina • Southeast Raleigh HS



2006 Freshman Season

Saw action in seven games for the Pirates as true freshman... made his collegiate debut on Sept. 30 at Delaware State... finished the season with three solo tackles and an assist for a total of four tackles... registered two solo stops against Central State in the Circle City Classic... added one solo tackle and one assist in the regular season finale versus Florida A&M.

Southeast Raleigh High School

Two-year starter for Coach Chad O'Shea and Bulldogs.

Personal

Born Oct. 11, 1988 in Winston-Salem, N.C... son of Donald and Debra Evans... father Donald played in the NFL from 1987-1995, spending time with the Steelers and the Jets... has three other cousins that also played in the NFL... enrolled in the five-year MBA program at Hampton.



Meet the Pirates



43 FRANKLIN FRAZIER

Sophomore • Linebacker

6-2 • 245 • Cleveland, Ohio • Villa Angela St. Joseph HS

2006 Freshman Season

Saw action in all 12 games, seeing most of his action on special teams... registered eight tackles on the year with four solo stops and four assists... had a season-high two tackles in games against

Howard, Bethune-Cookman and New Hampshire.

Villa Angela St. Joseph High School

Played running back and linebacker for Coach Tom Schoen and the Vikings, helping lead VASJ to a record of 10-2 and a runner-up finish in the 2004 state playoffs... First Team All-Northcoast League and *News Herald* honorable mention... totaled 140 tackles and 930 yards rushing as a senior.

Personal

Born December 5, 1986... son of Sandra Frazier.

FRANKLIN FRAZIER'S CAREER STATISTICS				
Year	Solo	Assists	Total	TFL-YDS
2006	4	4	8	0.5-1
Totals	4	4	8	0.5-1



47 NAMON FREEMAN

R-Freshman • Defensive Back

6-0 • 196 • Davidson, North Carolina • North Mecklenburg HS

North Mecklenburg High School

Four-year letterman for the Vikings... helped guide North Mecklenburg to four consecutive playoff appearances.

Personal

Born July 23, 1988... son of Kevin Freeman and Zeta Kenner... majoring in architecture..



69 JUSTIN GARY

R-Senior • Offensive Line

6-0 • 257 • Virginia Beach, Virginia • Floyd E. Kellam HS

2006 Junior Season

Played in four games on the season, earning the start at guard in the season opener against Grambling State... suffered a broken hand which cut his season short.

2005 Sophomore Season

Saw action in six games for the Pirates... played along the offensive front and on special teams.

2004 Freshman Season

Did not see action in the first two contests, but played in the remaining 10 games... played as a reserve offensive guard, but saw most of his time on special teams after receiving a medical redshirt for the 2003 season.

Floyd E. Kellam High School

Two-time All-Beach District and All-Tidewater Region... participated in the Nike Training Camp Invitational in Chapel Hill... also lettered in track & field and was senior class vice president.

Personal

Born March 26, 1985... son of James and Darlene Gary... mother Darlene attended Hampton University.



Meet The Pirates

Meet the Pirates



19 JEREMY GILCHRIST

R-Junior • Wide Receiver

5-10 • 174 • Virginia Beach, Virginia
Virginia Tech/Landstown HS

2006 Sophomore Season


Appeared in all 12 games as a reserve receiver... ranked third on the team in receiving yards (209) and fourth in receptions (19) for an average of 11.0 yards per catch... also carried the ball twice for a total of 11 yards... hauled in a season-high four receptions in games against Howard, South Carolina State and in the NCAA playoffs versus New Hampshire... had a season-best 67 yards receiving on his four receptions against Howard... recorded his longest catch of the season with a 40-yard completion in Hampton's win at Delaware State... made arguably the Pirates best catch of the year on a diving 34-yard reception versus the Wildcats of Bethune-Cookman.

Virginia Tech

Redshirted during the 2004 season... saw action in all 12 games in 2005, carrying the ball one time for 14 yards, while also hauling in one reception for nine yards.

Landstown High School

A record-setting receiver for Coach Chris Beatty ... finished his career ranked second in the Virginia High School League record book in both career pass receptions (198) and career receiving yards (3,230) ... stands seventh in career touchdown receptions with 33 ... ranked second all-time in the VHSL for receiving yards in a season (1,399), third in receptions in a season (87) and fifth in touchdown receptions (18) ... rated the No. 11 player in Virginia by *The Roanoke Times* and No. 12 by *SuperPrep* ... caught 87 passes for 1,399 yards and 18 TDs as a senior ... scored a total of 24 touchdowns that season ... contributed 10 pass interceptions on defense and averaged 30.7 yards per punt return, taking three back for touchdowns ... named first-team AAA all-state by *The Associated Press* ... was voted second-team all-state by the coaches as a receiver, kick return man and defensive back ... was also all-district and all-region at all three positions ... named All-Tidewater as a junior ... ranked the No. 49 receiver in the nation by *Rivals* ... an All-Atlantic Region selection by *PrepStar*.



Personal

Born February 24, 1986 in Norfolk, Virginia... son of Verlin Murrell.

JEREMY GILCHRIST'S CAREER STATISTICS

Year	Rec.	Yards	Avg.	TD	LP
2006	19	209	11.0	0	

Career-Highs

Receptions: 4 (several), last vs. New Hampshire (11/25/06)

Receiving Yards: 67 vs. Howard (9/9/06)

Receiving TDs: N/A

Longest Reception: 40 at Delaware State (9/30/06)



49 WAKEEM GOODE

Junior • Linebacker

5-11 • 227 • Cleveland, Ohio • Benedictine HS

2006 Sophomore Season

Appeared in all 12 games for the Pirates, earning his first career start against New Hampshire in the NCAA playoffs... totaled 28 total tackles on the year, 19 of which were solo... second on the squad with five sacks and fourth on the team with 7.5 tackles for loss... turned in his best performance in an HU uniform with six tackles (4 solo), 3.5 tackles for loss and three sacks against Norfolk State, earning Defensive Player of the Game honors at the Battle of the Bay... had another solid outing in the regular season finale at Florida A&M, returning an interception 24 yards and forcing a fumble on a quarterback sack that he returned for 13 yards to set up a touchdown for the Pirate offense... closed out the season with four stops versus New Hampshire, including one behind the line of scrimmage.



Meet the Pirates

2005 Freshman Season

Saw action in six games on the season... began the year as a scout team player but was quickly added to the travel squad... tallied nine total tackles, including five solo stops... had his best outing against Savannah State in the regular season finale where he recorded five tackles and returned a fumble 27 yards... also registered stops against Delaware State, Gardner-Webb and Norfolk State.

Benedictine High School

Three-year letterman for Coach Art Bortnick and the Bengals... helped guide BHS to back-to-back state championships in 2003 and 2004... state runner-up in 2002... registered 137 tackles, including 10 for loss and two sacks as a senior... honorable mention all-state, all-county, all-district... selected to play in the East vs. West All-Star Game.

Personal

Born February 5, 1987 in Cherry Hill, N.J... son of John and Falimah Goode.

WAKEEM GOODE'S CAREER STATISTICS

Year	Solo	Assists	Total	TFL-YDS	Sacks-YDS	FF	FR-YDS	INT-YDS	PBU
2006	19	9	28	7.5-56	5-47	1	1-13	1-24	0
2005	5	4	9	0-0	0-0	0	1-27	0-0	0
Totals	24	13	37	7.5-56	5-47	1	2-40	1-24	0

Career-Highs

Solo tackles: 4 vs. Norfolk State (10/14/06)

Assisted tackles: 2 (several), last vs. Norfolk State (10/14/06)

Tackles: 6 vs. Norfolk State (10/14/06)

Tackles for loss: 3.5 vs. Norfolk State (10/14/06)

Sacks: 3 vs. Norfolk State (10/14/06)



20 GERARD GRIFFIN

R-Freshman • Running Back

5-11 • 181 • Charlotte, North Carolina
West Charlotte HS

West Charlotte High School

Played running back and defensive back for the Lions... named team MVP... two-time Nike All-American in track & field... earned all-conference honors... rushed for more than 1,000 yards as a junior.

Personal

Son of George and Glorinda Griffin... cousin of NFL wide receiver David Patton.



48 DARRELL HARRIS

R-Junior • Strong Safety

6-1 • 200 • Rahway, N.J. • Rahway HS

2006 Sophomore Season

Appeared in all 12 games for the Pirates, seeing most of his time on special teams... registered his only tackle of the season with an assisted stop in the Circle City Classic versus Central State.

Rahway High School

Four-year letterman for the Indians of Rahway High School... played quarterback, wide receiver and linebacker... team captain... named all-area... selected to participate in the Snaple Bowl which matches up the all-stars from Middlesex County and Union County New Jersey.

Personal

Born October 1, 1986 in Edison, N.J... son of Kimberly Brewer... majoring in sports management.



76 ADAM HERALD

Senior • Offensive Tackle

6-5 • 266 • Charlotte, Elk Grove, California
Foothill College

2006 Junior Season

Suffered a broken fibula during preseason drills and was held out of action until Oct. 14 when he made his Pirate debut against Norfolk State... also saw action in Hampton's win over Bethune-Cookman.



60 JUSTIN HOLLAND

Junior • Defensive End

6-3 • 230 • Chesapeake, Virginia • Deep Creek HS

Deep Creek High School

Started playing football as a junior at Deep Creek High School.

Personal

Born June 29, 1985 in Norfolk, Virginia... son of Junior and Jeanette Holland... majoring in recreation... cousin of NFL cornerback Dre Bly.



74 EVERETT HOPKINS

R-Junior • Offensive Line

6-2 • 303 • Queens, New York • St. Francis Prep

2006 Sophomore Season

Appeared in four games on the year.

2005 Freshman Season

Saw action in two games (Morgan State, Savannah State) for the Pirates as a reserve offensive lineman.

St. Francis Prep

Was named team captain during his senior season... played in the City League vs. Catholic League Senior Bowl in Long Island.

Personal

Born May 23, 1987... son of Everett and Audrey Hopkins... works at a law firm with his parents and at his local church... also plays the drums... majoring in sports management.

Meet the Pirates



54 JIMARI JONES

Senior • Linebacker

6-2 • 259 • Waldorf, Maryland • Thomas Stone HS

2006 Junior Season

Appeared in 10 games for the Pirates... started nine total games, six at inside linebacker and three at outside linebacker... registered 27 tackles on 13 solo stops and 14 assists... added 4.5 tackles for

loss and half a sack... turned in the best performance as a Pirate with a career-high five tackles (4 solo, 1.5 for loss) and his first career interception in Hampton's win over Howard... recorded a career-best two tackles behind the line of scrimmage at South Carolina State... added four tackles in games versus Central State, South Carolina State and Winston-Salem State.

2005 Sophomore Season

Saw action in all 12 games, splitting time at outside linebacker and on special teams... finished the year with 13 solo tackles and seven assists for a total of 20 stops on the season... recorded two tackles for loss, one coming in the season opener against Jackson State and the other at home versus Florida A&M... had his best effort of the year at the New York Urban League Classic where he registered a career-high four tackles (all solo) against Morgan State... ran down to force and recover a fumble as part of the kickoff team at Gardner-Webb... also recovered a fumble against Richmond in the NCAA playoffs... added one pass breakup.

2004 Freshman Season

Jimari saw playing time in four games on the year for the MEAC champion Pirates... posted three tackles (all assisted) on the campaign ... pulled in a half-tackle behind the line of scrimmage for a loss of one yard... posted a season-best two tackles against Norfolk State in the "Battle of the Bay"... pulled in his only tackle for loss at Savannah State... drew playing time at William & Mary in the first round of the NCAA Playoffs.

Thomas Stone High School

Four-year starter at defensive end for the Cougars... holds the school record for sacks in a single game, sacks in a season and career sacks at Thomas Stone High School... named as a Second Team All-State and All-Metro performer... 2003 Defensive Player of the Year... three-year Southern Maryland Athletic Conference selection... two-time All-Area selection... recorded 91 tackles, 19 quarterback sacks, eight forced fumbles, six fumble recoveries and scored two defensive touchdowns as a senior... was also a four-year letterwinner in Track & Field (jumps and relays) and a one-time letterman in wrestling.

Personal

Born on April 5, 1986 ... he is the son of Janice A. Jones ... his career ambition is to become an athletic trainer.

JIMARI JONES' CAREER STATISTICS

Year	Solo	Assists	Total	TFL-YDS	Sacks-YDS	FF	FR-YDS	INT-YDS	PBU
2006	13	14	27	4.5-20	0.5-7	0	0-0	1-3	0
2005	13	7	20	2-4	0-0	1	2-0	0-0	1
2004	0	3	3	0.5-1	0-0	0	0-0	0-0	0
Totals	26	24	50	7-25	0.5-7	1	2-0	1-3	1

Career-Highs

Solo tackles: 4 (twice), last vs. Howard (9/9/06)

Assisted tackles: 3 (twice), last vs. New Hampshire (11/25/06)

Tackles: 5 vs. Howard (9/9/06)

Tackles for loss: 2 at South Carolina State (10/21/06)

Passes broken up: 1 at Gardner-Webb (10/8/05)



72 MICHAEL LACEY

R-Freshman • Offensive Line

6-3 • 330 • Upper Marlboro, Maryland • Riverdale Baptist

Riverdale Baptist

Played both offensive and defensive tackles for Coach Kevin Wyatt and the Crusaders... registered 69 tackles, 11 sacks and one forced fumble on defense, while accounting for 58

pancake blocks on offense.

Personal

Born Feb. 10, 1988... son of Michael Lacey and Diane Stoddard... majoring in engineering.

Meet the Pirates



98 KENDALL LANGFORD

Senior • Defensive End

6-6 • 294 • Petersburg, Virginia • Petersburg HS

2006 Junior Season

Sheridan Broadcasting Network (SBN) All-American... First Team All-MEAC selection... started all 12 games at defensive end... led all HU defensive linemen in tackles for the second straight

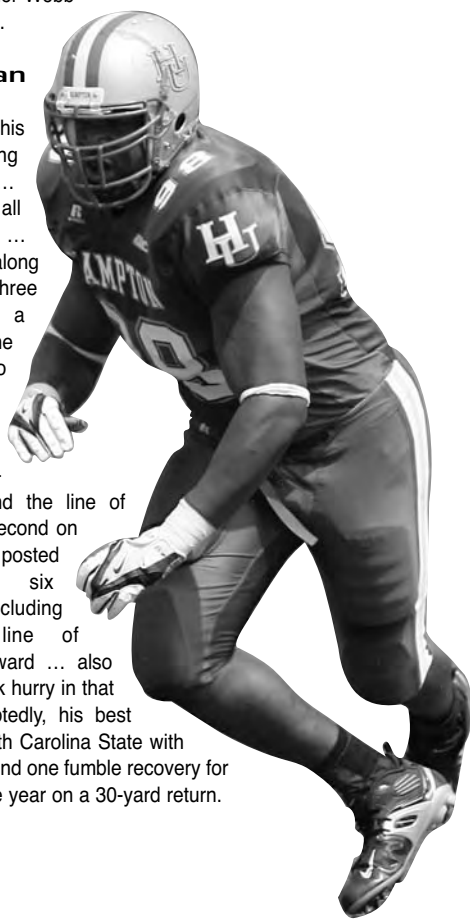
season with 55, which ranked third on the squad... second in the MEAC with 15.5 tackles for loss, helping the Pirates finish second in the country in that category... led the team and was third in the league with career-high eight sacks for -57 yards on the year... also added a forced fumble and a blocked kick... dominated the line of scrimmage against Morgan State, totaling seven tackles, 4.5 tackles for loss and two sacks, while also teaming up with Justin Durant to record a safety with a stop in the end zone... matched his career-high with nine tackles (4 solo and 2 for loss) versus Winston-Salem State and three sacks against Bethune-Cookman... also forced a fumble against Bethune-Cookman... set a new career-high with six solo tackles (8 total) at South Carolina State... had a key blocked field goal in the season opener against Grambling State, allowing the Pirates to come from behind and earn the overtime victory... turned in two tackles for loss and a sack in the NCAA Playoffs against New Hampshire.

2005 Sophomore Season

Started all 12 games along the defensive front... First Team All-MEAC... finished second on the team in total tackles with 65, including 31 solo stops... led the Pirates and as second in the MEAC in tackle for loss with 15.5 for a loss of 65 yards... his 4.5 sacks were the second most on the team and ranked seventh in the conference... turned in a career day in the win over Delaware State when he posted a team-high nine tackles (4 solo), five tackles for loss and three sacks to earn MEAC Defensive Player of the Week honors... also led the Pirates in tackles at North Carolina A&T with nine... registered three stops behind the line of scrimmage in the Battle of the Bay against Norfolk State, ending the game with seven tackles... blocked extra point attempts at Howard and against Savannah State... also forced a fumble at Gardner-Webb and broke up two passes.

2004 Freshman Season

Langford quickly worked his way into the starting rotation for the Pirates ... He saw playing time in all 12 games for the year ... made the starting job along the defensive line in three contests ... registered a total of 44 tackles on the year, good enough to finish sixth on the team in that category ... went hard for 15 solo stops ... posted a team second-best 11.5 tackles behind the line of scrimmage ... finished second on the squad in sacks (6) ... posted a career/season-high six tackles (three solo), including three behind the line of scrimmage, against Howard ... also recorded one quarterback hurry in that contest ... had, undoubtedly, his best game of the year at South Carolina State with four tackles (three solo) and one fumble recovery for his only touchdown of the year on a 30-yard return.



Petersburg High School

Played his high school ball at Petersburg High School ... while playing with the Crimson Wave, Langford earned First Team All-District honors as a junior (2002) ... he went on to claim numerous honors in his senior season ... these include First Team All-District, Second Team All-Metro and Second Team All-Region.

Personal

Kendall Langford is the son of Calvin and Ardee Langford ... he was born on January 27, 1986 ... Langford decided to attend HU because of the good education background ... he says while at Hampton University, he wants to win another MEAC Championship.

KENDALL LANGFORD'S CAREER STATISTICS

Year	Solo	Assists	Total	TFL-YDS	Sacks-YDS	FF	FR-YDS	PBU
2006	32	23	55	15.5-79	8-57	1	0-0	2
2005	31	34	65	15.5-65	4.5-40	1	0-0	1
2004	15	29	44	11.5-40	6-20	1	1-30	1
Totals	78	86	164	42.5-184	18.5-117	3	1-30	4

Career-Highs

Solo tackles: 6 at South Carolina State (10/21/06)

Assisted tackles: 6 at Bethune-Cookman (11/5/05)

Tackles: 9 (several), last vs. Winston-Salem State (10/28/06)

Tackles for loss: 5 vs. Delaware State (10/1/05)

Sacks: 3 (twice), last vs. Bethune-Cookman (11/2/06)

LANGFORD'S CAREER GAME-BY-GAME

2006	Tackles						
	UT	AT	TOT	TFL	SACKS	PBU	
Howard	4	1	5	1-3	0-0	0	
North Carolina A&T	0	3	3	0-0	0-0	0	
vs. Morgan State	4	3	7	4.5-24	2-18	0	
at Delaware State	0	3	3	1-7	0.5-5	0	
vs. Central State	3	1	4	0-0	0-0	0	
Norfolk State	3	0	3	2-11	1-10	0	
at South Carolina State	6	2	8	0-0	0-0	0	
Winston-Salem State	4	5	9	2-10	0.5-1	0	
Bethune-Cookman	3	2	5	3-13	3-13	1	
at Florida A&M	1	0	1	0-0	0-0	0	
New Hampshire	3	1	4	2-11	1-10	0	
Totals	32	23	55	15.5-79	8-57	1	
2005	Tackles						
	UT	AT	TOT	TFL	SACKS	PBU	
vs. Jackson State	4	2	6	0.5-1	0-0	1	
at Howard	4	3	7	1-11	1-11	0	
at North Carolina A&T	4	5	9	1.5-2	0-0	0	
vs. Morgan State	0	2	2	0-0	0-0	0	
Delaware State	4	5	9	5-33	3-28	0	
at Gardner-Webb	3	1	4	2-8	0-0	0	
at Norfolk State	3	4	7	3-3	0.5-1	0	
South Carolina State	2	4	6	1.5-3	0-0	0	
at Bethune-Cookman	2	6	8	0-0	0-0	1	
Florida A&M	2	0	2	0-0	0-0	0	
Savannah State	1	2	3	1-4	0-0	0	
Richmond	2	0	2	0-0	0-0	0	
Totals	31	34	65	15.5-65	4.5-40	2	
2004	Tackles						
	UT	AT	TOT	TFL	SACKS	PBU	
vs. Jackson State	0	3	3	0-0	0-0	0	
Howard	3	3	6	3.5-11	2.5-8	0	
Western Illinois	0	2	2	0-0	0-0	1	
vs. Morgan State	1	3	4	1-4	0-0	0	
at Delaware State	0	2	2	0-0	0-0	0	
Gardner-Webb	0	4	4	1-6	0.5-4	0	
Norfolk State	0	4	4	0-0	0-0	0	
at South Carolina State	3	1	4	2-6	0-0	0	
Bethune-Cookman	2	0	2	1-1	0-0	0	
North Carolina A&T	2	3	5	0.5-3	0-0	0	
at Savannah State	1	2	3	2-9	1.5-8	0	
at William & Mary	3	2	5	0.5-0	0-0	0	
Totals	15	29	44	11.5-40	4.5-20	1	

Meet The Pirates

Meet the Pirates



NIYEEM LEE

R-Sophomore • Cornerback

6-1 • 162 • Columbia, South Carolina • Eau Claire HS

Eau Claire High School

Named 2004-05 Athlete of the Year in the state of South Carolina... three-time state champion in the 110-meter hurdles... all-state, all-region, all-district.

Personal

Born August 19, 1986... son of Arthuly Shaw and Leslie Lee.



80 KYLE LLOYD

Sophomore • Wide Receiver

6-2 • 197 • Stafford, Virginia • North Stafford HS

2006 Freshman Season

Saw action in seven games as a true freshman... began the season as a scout team receiver, but made his way onto the travel roster by week five... made his collegiate debut against Morgan State in

the New York Urban League Classic... caught his only pass of the year with a 2-yard reception at Florida A&M.

North Stafford High School

All-area as a cornerback and all-district as a quarterback.

Personal

Born Feb. 13, 1988 in Killeen, Texas... son of Kelvin and Winona Lloyd... mother Winona attended Hampton University... enrolled in the five-year MBA program.



89 ERNIE LOMAX

Senior • Tight End

6-5 • 227 • Washington, D.C • O'Connell HS

2006 Junior Season

Started all 12 games on the year... finished the season with 10 receptions for 102 yards for an average of 10.2 yards per catch... hauled in three receptions for a career-high 54 yards against North

Carolina A&T behind a 45-yard grab that was Hampton's second longest completion on the year... had two catches for 24 yards in the Circle City Classic versus Central State... caught at least one pass in 10 of the 12 games... also added an 18-yard kickoff return against Bethune-Cookman.

2005 Sophomore Season

Played in all 12 games for the Pirates, getting the starting nod on eight occasions... was fourth on the team in receptions (11) and receiving yards (137)... averaged 12.5 yards per catch... caught at least one pass in eight of the 12 hauled in his first career touchdown with a 15-yard grab in the win over Savannah State... had a season-high three receptions at Howard... pulled down a career-best 31-yard reception in the win over 19th ranked South Carolina State.

2004 Freshman Season

Saw action in seven games as a reserve tight end... caught his first collegiate pass with a 15-yard reception at South Carolina State.

O'Connell High School

First Team All-State on offense and defense... received the Coaches Award... caught 40 passes for 400 yards during his senior season at O'Connell... played for Coach Steve Trimble... also lettered in basketball.

Personal

Born September 27, 1986... son of Gregory and Judith Lomax... plans to major in math or education and eventually become a math teacher.

ERNIE LOMAX'S CAREER STATISTICS

Year	Rec.	Yards	Avg.	TD	LP
2006	10	102	10.2	0	45
2005	11	137	12.5	1	31
2004	1	15	15.0	0	15
Totals	22	254	11.5	1	45

Career-Highs

Receptions: 3 (twice), last vs. North Carolina A&T (9/16/06)

Receiving Yards: 54 vs. North Carolina A&T (9/16/06)

Receiving TDs: 1 vs. Savannah State (11/19/05)

Longest Reception: 45 vs. North Carolina A&T (9/16/06)



Meet the Pirates



31 TOBIN LYON

R-Junior • Cornerback

6-1 • 200 • Charlotte, North Carolina • Independence HS

2006 Sophomore Season

Appeared in all 12 games as a reserve cornerback and on special teams... had a career-best three tackles (2 solo) at South Carolina State... added a solo tackle versus Norfolk State and an assist against Central State... finished the year with five total tackles, including three unassisted tackles.

2005 Freshman Season

Saw action in 11 of the 12 games as a redshirt freshman, playing primarily on special teams... made his collegiate debut against the Bison of Howard on Sept. 10... recorded nine tackles on the season, five coming by way of solo stops... posted two tackles at Norfolk State and against Richmond in the first round of the playoffs... had his only pass breakup in the win over Savannah State.

Independence High School

A two-year starter for head coach Tom Knotts ... helped guide the Patriots to a perfect 32-0 mark with back-to-back Regional and State 4-A (AAAA) championships in 2002 & 2003 ... independence ranked third (#3) and fourth (#4) respectively in both the 2002 and '03 final national poll released by USA Today ... earned All-Conference and All-Mecklenburg County honors ... selected to play in the annual North Carolina vs. South Carolina Shrine Bowl ... continental Tire Blue Cross/Blue Shield Blue Points Award Winner ... named as the Defensive Player of the Game in the State Championship game ... tied school record for three interceptions returned for a touchdown in a season ... closed out his senior campaign with 64 tackles, 10 interceptions (2nd in state), one forced fumble and three blocked field goals ... also lettered for the Patriots in basketball.

Personal

Born on Aug. 6, 1986 ... he is the son of Tobin and Belinda Lyons ... he plans to major in Finance at Hampton University ... assistant coach with the Charlotte Monarchs 13 and under AAU boys basketball team..

TOBIN LYON'S CAREER STATISTICS

Year	Solo	Assists	Total	TFL-YDS	Sacks-YDS	FF	FR-YDS	INT-YDS	PBU
2006	3	2	5	0-0	0-0	0	0-0	0-0	0
2005	5	4	9	0-0	0-0	0	0-0	0-0	1
Totals	8	6	14	0-0	0-0	0	0-0	0-0	1

Career-Highs

Solo tackles: 2 at South Carolina State (10/21/06)
Assisted tackles: 1 (several), last at South Carolina State (10/21/06)
Tackles: 3 at South Carolina State (10/21/06)
Passes broken up: 1 vs. Savannah State (11/19/05)



17 VAUGHN MANSFIELD

Senior • Free Safety

6-2 • 195 • Washington, D.C. • St. Francis Prep
 Utah State/Woodson HS/Hargrave Military Academy

2006 Junior Season

Appeared in 10 games as a reserve safety and on special teams... recorded two solo stops on the year.

2005 Sophomore Season

Saw action in 10 games on the season as a reserve safety... had his best outing in the regular season finale with four tackles (3 solo) against Savannah State... had two stops in the Battle of the Bay at Norfolk State... registered one tackle in games against Morgan State, Delaware State, Gardner-Webb and Florida A&M... finished the season with 10 total stops on five solo and five assisted tackles... also broke up one pass.

Utah State

During the 2004 season, Mansfield saw action in all 11 games for the Aggies of Utah State at the defensive back position ... picked up a total of 12 tackles on the year ... registered eight solo tackles on the campaign ... collected a season-high five tackles (three solo) against Louisiana-Monroe ... went on to record two tackles against UNLV, Middle Tennessee and Arkansas State ... also posted one pass breakup on the year.

Hargrave Military Academy

Spent one year (2003) at Hargrave Military Academy in Chatham, Virginia ... was named as the Cadets Special Teams Player of the Year ... posted six blocked punts and three field goals attempts ... picked up one interception on the 2003 campaign ... saw playing time at Milford Mill Military Academy (2001) in Baltimore ... helped the Millers at the defensive back position ... pulled in 13 interceptions while looming around in the defensive backfield.

Woodson High School

Mansfield was named as a Second Team All-Metro member, as well as Team Defensive MVP ... played football four seasons, and saw action at both quarterback and free safety for the Warriors ... he served as a team captain, and recorded the team's highest grade point average (GPA) ... also recruited highly by Auburn and Pittsburgh out of high school.

Personal

Born to the world as the son of Aaron Mansfield and Valerie Neal ... born on Feb. 14, 1982 in Washington, D.C. ... Vaughn has one brother ... likes to spend time with friends ... plans to major in Journalism and would like to enter Sports Broadcasting one day.

VAUGHN MANSFIELD'S CAREER STATISTICS

Year	Solo	Assists	Total	TFL-YDS	Sacks-YDS	FF	FR-YDS	INT-YDS	PBU
2006	2	0	2	0-0	0-0	0-0	0-0	0-0	0
2005	5	5	10	0-0	0-0	0-0	0-0	0-0	1
Totals	7	5	12	0-0	0-0	0-0	0-0	0-0	1

Career-Highs

Solo tackles: 3 vs. Savannah State (11/19/05)
Assisted tackles: 2 at Norfolk State (10/15/05)
Tackles: 4 vs. Savannah State (11/19/05)

Meet the Pirates



T. J. MITCHELL
R-Sophomore • Quarterback

6-3 • 189 • Virginia Beach, Virginia
 West Virginia/Landstown HS

2006 Freshman Season

Appeared in seven games for the Pirates, starting one... completed 37-of-68 passes on the year for 372 yards with three touchdowns and one interception... came off the bench in the season opener against Grambling State to lead the Pirates to a come-from-behind victory... in that contest he tossed a 9-yard touchdown pass to Onrea Jones with 1:10 remaining to tie the game at 20, and he followed that with a 10-yard touchdown pass in overtime that proved to be the winning score... finished the game 6-of-16 for 89 yards, two touchdowns and an interception... made his first career start on homecoming against Winston-Salem State, completing 17-of-27 pass attempts for 144 yards, including a 12-yard first quarter touchdown strike.

2005 West Virginia

Redshirted during the 2005 season... completed 7-of-13 passes for 101 yards and a 7-yard touchdown in the Mountaineers' spring game.

Landstown High School

Piloted Coach Chris Beatty's team to a Beach District and Eastern Region championship... ranked in the Top 10 all-time in the state in career, single season and single game passing yards and touchdowns... led the Eagles to the group 3A Division 6 runner-up finish with a mark of 13-1 in 2003, setting a state record with 46 touchdown passes... tied Virginia prep record with 36 completions in a game... 6,168 career passing yards and 65 touchdowns... totaled 739 yards passing and 10 touchdowns in Landstown's four playoff games... Tidewater Player of the Year... all-state, all-district and all-region... SuperPrep Virginia Top 15... PrepStars mid-



Atlantic all-region... Rivals.com 3-star rating... also lettered in basketball... spent the 2004 season at Hargrave Military Academy where he guided the team to a record of 7-3.

Personal

Born May 4... son of Daisy Shaw and Terry Mitchell.

TJ MITCHELL'S CAREER STATISTICS

Year	Comp	Att.	Int.	Pct.	Yards	TD	LP
2006	37	68	1	54.4	372	3	33
Totals	37	68	1	54.4	372	3	33

Career-Highs

Attempts: 27 vs. Winston-Salem State (10/28/06)
Completions: 17 vs. Winston-Salem State (10/28/06)
Yards: 144 vs. Winston-Salem State (10/28/06)
Touchdowns: 2 vs. Grambling State (9/2/06)
Longest Completion: 33 vs. Grambling State (9/2/06)



27 VAN MORGAN

Senior • Running Back

6-0 • 218 • New Smyrna, Florida • New Smyrna Beach HS

2006 Junior Season

Saw action in 11 of Hampton's 12 games... registered 128 yards and a touchdown on 25 rushing attempts... had his best game of the year against Grambling State in the season opener when he ran for 82 yards on 14 carries, while also hauling in the first reception of his career with a 24-yard completion... earned his only score of the season with a 3-yard plunge versus Central State in the Circle City Classic... also ran for 34 yards against Winston-Salem State... averaged 5.1 yards per carry... had a season-long run of 22 yards versus Grambling State.



Meet the Pirates

2005 Sophomore Season

Appeared in 10 games for the Pirates on the year... carried the ball 28 times for 225 yards and a touchdown, averaging 8.0 yards per carry... had a career-day against Savannah State in the regular season finale, rushing 15 times for 133 yards... his 79-yard run was the second longest of the season for HU... for the second straight year he scored his only touchdown against Norfolk State, this time coming on a 19-yard fourth quarter run... also had 54 yards against Morgan State in the New York Urban League Classic... registered four solo tackles on special teams.

2004 Freshman Season

Saw his only action of the season in the Battle of the Bay against cross town rival Norfolk State... came off the bench to carry the ball nine times for 31 yards, including a 3-yard touchdown run late in the fourth quarter.

New Smyrna Beach High School

Four-year letterman for the Barracudas... named the team's MVP during his senior season after rushing for more than 1,000 yards... honored as New Smyrna's defensive MVP as a junior... ran for nearly 1,800 yards and scored 20 career touchdowns in his time with the Barracudas.

Personal

Born January 22, 1986 in Daytona Beach, Florida... son of Shawna Morgan... list Emmitt Smith as his biggest influence on his life as an athlete.

VAN MORGAN'S CAREER STATISTICS

Year	Att.	Yards	Avg.	TD	LP	Rec.	Yards	Avg.	TD	LP
2006	25	128	5.1	1	22	1	24	24.0	0	24
2005	28	225	8.0	1	79	0	0	0	0	0
2004	9	31	3.4	1	8	0	0	0	0	0
Totals	62	384	6.2	3	79	1	24	24.0	0	24

Career-Highs

Rushes: 15 vs. Savannah State (11/19/05)
Rushing Yards: 133 vs. Savannah State (11/19/05)
Rushing TDs: 1 (several), last vs. Central State (10/7/06)
Longest Rush: 79 vs. Savannah State (11/19/05)



85 DARIUS MULLEN

R-Freshman • Wide Receiver

5-10 • 214 • Hampton, Virginia • Bethel HS

Bethel High School

Two-sport letterman (football, baseball) for the Bruins... named the 2006 Bethel High School Athlete of the Year... as a senior Mullen accounted for 1,261 yards passing, 805 yards rushing and 22 total touchdowns... finished his high school career with 3,197 yards of total offense (1,909 passing and 1,288 rushing) and 33 total touchdowns (18 passing, 15 rushing)... All-Peninsula District... team captian... selected to play in the Elite Athletes Hampton Road All-Star Game... on the diamond Mullen batted .453 with 53 RBIs and nine stolen bases as a senior... All-Peninsula District... All-Eastern Region as a designated hitter.

Personal

Born April 13, 1988 in Greensboro, North Carolina... son of Alexander and Felicia Bracey... plans on majoring in journalism.



62 MICHAEL OLA

R-Freshman • Offensive Line

6-3 • 278 • Riverdale, Georgia • Riverdale HS

Riverdale High School

Two-year letterman for Coach Nick Davis and the Raiders... helped lead RHS to consecutive playoff appearances in 2004 and 2005... received the 2005 Captain's Award... graded out at 81% as a

senior and 75% as a junior.

Personal

Born April 19, 1988... son of Justin Mobayo and Pamela John... majoring in computer engineering.



33 QUTRELL PAYTON

Senior • Fullback

6-2 • 255 • Norfolk, Virginia • Norview HS

2006 Junior Season

Played in all 12 games on the year, seeing time at fullback and on special teams... did not carry the ball but caught four passes out of the backfield for 44 yards, with a season-long reception of 16 yards against Norfolk State... averaged 11 yards per catch... key lead blocker for HU running backs Alonzo Coleman and Kevin Beverly who combined for nearly 1,900 yards and 24 touchdowns... returned three kickoffs for a total of 27 yards.



Meet The Pirates

Meet the Pirates

2005 Sophomore Season

Appeared in all 12 games for the Pirates... finished the season with nine rush attempts for 61 yards, averaging 6.8 yards per carry... also caught three passes for 22 yards and a score... scored his first career touchdown on an 8-yard catch in the victory over Delaware State... had his longest carry of the season with a 19-yard gain against Morgan State in the New York Urban League Classic.

2004 Freshman Season

Saw action in seven games as a reserve fullback... carried the ball 21 times for a total of 85 yards, averaging 4.0 yards per carry... gained a season-high 36 yards on nine attempts at Savannah State... had his longest run of the season on a 16-yard carry against William & Mary in the opening round of the Division I-AA playoffs.

Norview High School

Lettered all four years in football, basketball and track & field... All-District as a running back and linebacker... helped guide the Pilots to a district championship during his sophomore season... Virginia Preps Top 100... in 2003 Payton rushed 81 times for 518 yards and had 29 catches for 494 yards from his fullback position.

Personal

Born May 12, 1986... son of Ron and Tonya Payton... majoring in business management.

OUTRELL PAYTON'S CAREER STATISTICS

Year	Att.	Yards	Avg.	TD	LP	Rec.	Yards	Avg.	TD	LP
2006	0	0	0.0	0	0	4	44	11.0	0	16
2005	9	61	6.8	0	19	3	22	7.3	1	8
2004	21	85	4.0	0	16	0	0	0.0	0	0
Totals	30	146	4.9	0	19	7	66	9.4	1	16

Career-Highs

Rushes: 9 at Savannah State (11/20/04)
Rushing Yards: 36 at Savannah State (11/20/04)
Rushing TDs: N/A
Longest Rush: 19 vs. Morgan State (9/24/05)
Receptions: 2 vs. Norfolk State (10/14/06)
Receiving Yards: 29 vs. Norfolk State (10/14/06)
Receiving TDs: 1 vs. Delaware State (10/1/05)
Longest Reception: 16 vs. Norfolk State (10/14/06)



64 HENRY PORCHE

R-Freshman • Offensive Line

6-4 • 279 • Houston, Texas • Jack Yates HS

Jack Yates High School

Three-year starter for the Lions... played both offensive tackle and guard... led the way for three straight 1,000-yard rushers... helped JYHS win two district championships and a regional

championship as a senior.

Personal

Son of Henry and Vivian Porche.



10 PAT PRESTON

Senior • Cornerback

6-1 • 190 • Rocky Mount, Virginia • Franklin County HS

2006 Junior Season

Played in all 12 games on the year... recorded 17 total tackles, including 10 solo stops, 2.5 tackles for loss and 1.5 sacks and a forced fumble... began the year with four tackles, a half a sack and a pass breakup against Grambling State in the MEAC-SWAC Challenge... registered his first career solo sack in week two versus Howard... ended the season with a solid performance against New Hampshire in the NCAA playoffs where he totaled four tackles, a sack, a forced fumble and a pass breakup... his forced fumble led to a field goal that gave the Pirates a 38-34 lead with 8:59 to play.

2005 Sophomore Season

Appeared in 11 of the 12 games... registered nine tackles (5 solo) and three pass breakups on the year... had two tackles in games against Howard, Delaware State, Gardner-Webb and Savannah State... broke up two passes versus Morgan State in the Urban League Classic.

2004 Freshman Season

Saw action in six games for the Pirates, and drew the starting job in two contests ... finished the year tied for fifth in pass breakups with six ... forced one fumble on the year, and recovered one as well ... collected 16 total tackles for the season, including 11 solo stops ... had one of his best games of the season at Delaware State where he registered five tackles, including four solo, and one pass breakup ... had a big contribution in the "Battle of the Bay" against Norfolk State with three tackles (two solo) and two pass deflections ... in that same game, Preston forced and recovered a fumble.



Meet the Pirates

Franklin County High School

Led the Eagles and head coach Billy Miles to two District Championship titles, including a 10-1 overall record in 2003 ... had an outstanding senior season where he recorded 96 tackles, nine interceptions (five returned for touchdowns), 13 pass deflections, one fumble return for touchdown and five kickoff returns for touchdowns ... even managed to play offense while collecting 39 receptions for 580 yards ... All-State cornerback and kick returner ... voted as a two-time All-Western Valley District selection at cornerback ... two-time All-Northwest Region ... named as the 2004 All-Timesland Male Athlete of the Year ... two-time All-Timesland cornerback ... also picked up varsity letters in basketball, assisting the Eagles in claiming the 2004 District Championship ... District MVP and All-Region selection in basketball.

Personal

He is the son of Carl and Crystal Preston ... he is currently working towards a degree in Business Management.

PAT PRESTON'S CAREER STATISTICS

Year	Solo	Assists	Total	TFL-YDS	Sacks-YDS	FF	FR-YDS	INT-YDS	PBU
2006	10	7	17	2.5-13	1.5-8	1	0-0	0-0	2
2005	5	4	9	0-0	0-0	0	0-0	0-0	3
2004	11	5	16	0-0	0-0	1	1-0	0-0	6
Totals	26	16	42	2.5-13	1.5-8	2	1-0	0-0	11

Career-Highs

Solo tackles: 4 at Delaware State (10/2/04)
Assisted tackles: 3 vs. Howard (9/9/06)
Tackles: 5 at Delaware State (10/2/04)
Passes Broken Up: 2 (twice), last vs. Morgan State (9/24/05)

Hampton High School

Started at both the tight end and linebacker positions for head coach Mike Smith ... helped to lead the Crabbers to the 2003 Peninsula District championship with a record of 10-0 ... All-State selection at linebacker ... Peninsula District Defensive Player of the Year ... named a *Daily Press* All-Star ... selected as First Team All-District at linebacker and tight end ... voted First Team All-Region as a linebacker, as well as Second Team All-Region as a tight end ... produced well for an outstanding senior campaign with nine interceptions, four of which he returned for touchdowns ... had five interceptions in a two-game stretch ... picked off two passes against Heritage High School, returning one 92 yards and the other 45 yards.

Personal

Born on Dec. 14, 1984 ... Charles is the son of Charles and Deborah Robinson ... his career ambition is to become a nutritionist one day.

CHARLES ROBINSON'S CAREER STATISTICS

Year	Solo	Assists	Total	TFL-YDS	Sacks-YDS	FF	FR-YDS	INT-YDS	PBU
2006	8	6	14	0.5-1	0-0	0	0-0	1-45	0
2005	10	13	23	0.5-1	0-0	0	0-0	0-0	0
Totals	18	19	37	1-2	0-0	0	0-0	1-45	0

Career-Highs

Solo tackles: 3 (twice), last vs. Central State (10/7/06)
Assisted tackles: 3 (twice), last at Norfolk State (10/15/05)
Tackles: 4 (several), last vs. Central State (10/7/06)



86 MARCEL ROACHE

R-Freshman • Wide Receiver

5-11 • 193 • Temple Hills, Maryland • Riverdale Baptist

Riverdale Baptist

Started one season for Coach Kevin Wyatt and the Crusaders.

Personal

Born Dec. 10, 1988... son of Barry Roache and Deborah McBride... majoring in marine biology.



58 CHARLES ROBINSON

R-Junior • Linebacker

6-4 • 212 • Hampton, Virginia • Hampton HS

2006 Sophomore Season

Appeared in nine of the Pirates 12 games, getting the starting nod in seven of those contests... recorded 14 total tackles, eight of which were unassisted... tied his career-high with four tackles (3 solo) against Central State in the Circle City Classic... added three tackles and half a tackle for loss at Delaware State... helped lead the Pirates to a victory over Florida A&M by recording his first career interception which he promptly returned 45 yards for a score.

2005 Freshman Season

Saw action in 11 of the 12 games as a reserve linebacker and on special teams... registered 23 total tackles, including 10 solo stops... turned in his best performances at North Carolina A&T and against Savannah State, recording four tackles in each one of those contests... three of his four tackles against SSU where solo efforts... had three tackles in games versus Gardner-Webb, Norfolk State and Florida A&M.



Meet The Pirates

Meet the Pirates



55 NICHOLAS ROYAL
Sophomore • Offensive Line
 6-4 • 323 • Keeling, Virginia • Dan River HS

2006 Freshman Season
 Saw action in four games as a reserve offensive lineman.

Dan River High School
 Four-year letterman in football and track... named Defensive Player of the Year.

Personal

Born April 20, 1988... son of Edmund and Vinnie Royal... cousin Eddie Royal plays at Virginia Tech... majoring in sports management.



46 DEMARIUS SAPP
Graduate • Linebacker
 6-1 • 243 • Crawfordville, Florida • Wakulla HS

2006 Junior Season
 Had a breakout year in 2006... saw action in all 12 games, starting five at inside linebacker... ranked fourth on the team in tackles with 54, while his 28 solo stops ranked fifth... also added 6.5 tackles for a loss of 25 yards and two quarterback sacks... registered at least one tackle in all 12 contests... had a career-high eight tackles in a homecoming win over Winston-Salem State... added seven stops (5 solo), including half a sack, in the Circle City Classic against Central State... turned in one of his best performances at South Carolina State where he totaled six solo tackles, including two behind the line of scrimmage and one sack... added a crucial fourth quarter fumble recovery at Delaware State.

2005 Sophomore Season
 Appeared in all 12 games, playing primarily on special teams... recorded his only tackle in the season opener against Jackson State.

2004 Freshman Season
 Played in one game for the Pirates in his first year with the program ... recorded one assisted tackle on the season against Bethune-Cookman ... worked hard in practice in order to earn more time on the playing surface.



99 DONNELL SANDS
Junior • Defensive Tackle
 6-3 • 280 • Woodbridge, Virginia • C.D. Hylton Senior HS

2006 Sophomore Season
 Appeared in 10 of the Pirates 12 games as a reserve nose tackle... registered 14 total tackles, including nine solo stops... also added 5.5 tackles for a loss of 12 yards and one sack... made a season-high four tackles, two behind the line of scrimmage, versus Central State in the Circle City Classic... recorded his first career sack in Hampton's win over Bethune-Cookman.

C.D. Hylton Senior High School

Four-year letterman... helped guide Coach Mike Thorton and the Bulldogs to a 2004 district and regional championship with a record of 12-1... registered the most tackles for loss in the region... named all-state, all-region, all-district... All-Manassas Journal and All-Potomac Journal.

Personal

Born July 10, 1986 in Norfolk, Va... son of Donnell and Teresa Sands... majoring in sports management.

DONNELL SANDS' CAREER STATISTICS					
Year	Solo	Assists	Total	TFL-YDS	Sacks-YDS
2006	9	5	14	5.5-12	1-5
Totals	9	5	14	5.5-12	1-5

Career-Highs
Solo tackles: 3 vs. Central State (10/7/06)
Assisted tackles: 2 vs. Winston-Salem State (10/28/06)
Tackles: 4 vs. Central State (10/7/06)
Tackles for loss: 2 vs. Central State (10/7/06)
Sacks: 1 vs. Bethune-Cookman (11/2/06)



Meet the Pirates

Wakulla High School

Finished the 2002 season with better than 100 tackles, including 12 tackles for loss that holds four quarterback sacks ... also collected four interceptions ... named Second Team All-State in the football heavy state of Florida ... voted All-Big Bend ... helped in guiding the J.D. Jones coached War Eagles to the second round of the State Playoffs.

Personal

Born on November 25, 1984 ... Demarius is the son of Robin and Tangela Sapp ... worked as a youth counselor during the summer ... career ambition is to become the Chief Executive Officer (CEO) of a major corporation ... his hobbies include lifting weights, swimming and listening to music.

DEMARIUS SAPP'S CAREER STATISTICS

Year	Solo	Assists	Total	TFL-YDS	Sacks-YDS	FF	FR-YDS
2006	28	26	54	6.5-25	2-17	0	1-0
2005	1	0	1	0-0	0-0	0	0-0
2004	0	1	1	0-0	0-0	0	0-0
Totals	29	27	56	6.5-25	2-17	0	1-0

Career-Highs

Solo tackles: 6 at South Carolina State (10/21/06)

Assisted tackles: 4 (several), last vs. Winston-Salem State (10/28/06)

Tackles: 8 vs. Winston-Salem State (10/28/06)

Tackles for loss: 2 at South Carolina State (10/21/06)

Sacks: 1 at South Carolina State (10/21/06)



36 RALPH STEWARD

R-Sophomore • Linebacker

5-11 • 240 • New Orleans, Louisiana • Benjamin Franklin HS

2006 Freshman Season

Saw action in seven games on the year, playing primarily on special teams... recorded five total tackles, four of which were solo stops... also added a tackle for loss and a forced fumble... had a

season-high three tackles in the regular season finale at Florida A&M.

Benjamin Franklin High School

Three-sport lettermen at BFHS (football, basketball, baseball)... played running back and linebacker for Coach Charles Firreno and the Falcons... named team MVP in football as a junior and as a senior... rushed for 800 yards and had 11 total touchdowns during his senior season, while registering 75 tackles on defense.

Personal

Born Feb. 25, 1987... son of Wayne and Cheryl Steward... majoring in political science... career ambition is to become a sports agent/lawyer.



41 LARRY STRICKLAND

Junior • Linebacker

6-0 • 219 • Baltimore, Maryland • Loyola Blakefield HS

2006 Sophomore Season

Appeared in nine games for the Pirates, seeing most of his action on special teams... registered six total tackles on the year, two solo stops and four assists... also blocked a field goal against

Bethune-Cookman that led to an HU touchdown.

Loyola Blakefield High School

Lettered for head coach Brian Abbott ... played at the linebacker position ... Helped the Dons to an 8-3 record in 2003, and the MIAA League title ... named as a team captain at the start of the 2003 campaign ... selected to the Baltimore Touchdown Club ... selected to the First Team All-City and All-County Defensive Team ... picked for the First Team All-Metro Defensive Team ... second Team All-State ... throughout his career, Strickland tallied 130 tackles, including six for loss, with three forced fumbles ... also picked off four passes for interceptions, and recovered four fumbles off the turf, including one returned for touchdown.

Personal

Larry Willis Joseph Strickland was born to parents Larry and Joann Strickland on September 1, 1986 ... his career aspirations include earning a degree in corporate law ... some of his hobbies include playing the saxophone and mentoring young kids ... chose HU for the great academic background.



50 MICHAEL SWETT

Sophomore • Linebacker

6-2 • 225 • Nashville, Tennessee • Montgomery Bell Academy

2006 Freshman Season

Appeared in eight games on the year... recorded five total tackles with two solo stops and three assists... also added one tackle for loss.

Montgomery Bell Academy

Played defensive tackle for Coach Jeff Rutledge and the Big Red... selected to play in the 2006 Tennessee vs. Kentucky All-Star Game... state and regional champion in the discus... set a school record in the discus with a throw of 165'3"... also wrestled.

Personal

Born Nov. 14, 1987... son of David and Grace Swett... majoring in accounting.

Meet the Pirates



16 KEVIN TEEL

Junior • Wide Receiver

5-9 • 168 • Bowie, Maryland • Bowie HS

2006 Sophomore Season

Saw action in all 12 games as Hampton's top kickoff returner and a reserve wide receiver... returned 23 kickoffs for 718 yards and a touchdown to rank second in the country with an average of

31.2 yards per return... opened the second half at Delaware State with a 92-yard kickoff return for a touchdown that put the Pirates ahead for good... also added a 73-yard return against Howard... had five kickoff returns of 40 or more yards... caught his first career pass with a 3-yard reception versus North Carolina A&T... hauled in his only other reception against Florida A&M with a 10-yard grab... carried the ball twice for 10 yards.

2005 Freshman Season

Played in 10 of the Pirates 12 games, making his collegiate debut against North Carolina A&T... used primarily as a gunner on the punt team, but also saw time at wide receiver... finished the season with two tackles (1 solo, 1 assist) and one rush attempt for no gain.

Bowie High School

Three-year varsity letterman in football... earned First Team All-County, All-MET and All-PG County 4A honors as a senior... during his senior campaign caught 28 passes for 623 yards and six touchdowns... averaged 22.3 yards per catch... also had 139 kick return yards... also ran track & field for the Bulldogs... finished third in the 100-meter dash at the 2004 Maryland outdoor state meet with a personal best time of 10.57... county champion in the 55-meter dash and placed second in the state meet during the 2004-05 indoor season... second in the county in the 100-meter dash during the 2005 outdoor campaign... named to both the indoor and outdoor All-County teams in 2004 and 2005.

Personal

Born April 1, 1987... son of Anthony and Georgiana Teel... majoring in electrical engineering.

KEVIN TEEL'S CAREER STATISTICS

Year	Rec.	Yards	Avg.	TD	LP	KR-Yards	Avg.	TD	LP
2006	2	13	6.5	0	10	23-718	31.2	1	92
2005	0	0	0.0	0	0	0-0	0.0	0	0
Totals	2	13	6.5	0	10	23-718	31.2	1	92

Career-Highs

Receptions: 1 (twice), last at Florida A&M (11/11/06)

Receiving Yards: 10 at Florida A&M (11/11/06)

Receiving TDs: N/A

Longest Reception: 10 at Florida A&M (11/11/06)

Kickoff Returns: 6 vs. New Hampshire (11/25/06)

Kickoff Return Yards: 167 vs. New Hampshire (11/25/06)

Kickoff Return TDs: 1 at Delaware State (9/30/06)

Longest Kickoff Return: 92 at Delaware State (9/30/06)



18 JASON TOMLIN

R-Junior • Wide Receiver

6-2 • 182 • Kansas City, Kansas • Rockhurst HS

Rockhurst High School

Lettered one season while at Rockhurst... also participated in track & field... graduated with honors... President of the Multicultural Enrichment Team.

Personal

Born September 10, 1985... son of Everett and Jacqueline Tomlin... majoring in finance.



91 XAVIER WARREN

R-Freshman • Tight End

6-3 • 221 • Ringgold, Virginia • Dan River HS

Dan River High School

Four-year letterman in football and a three-year letterman in track for the Wildcats.

Personal

Born June 26, 1988... son of Peter and Cheryl Warren... majoring in sports management... career ambition is to become a sports agent..



88 MARCUS WIGGS

R-Sophomore • Tight End

6-1 • 220 • Mt. Vernon, New York • Rye Country Day

Rye Country Day School

Lettered in football, basketball and lacrosse... was an all-conference performer in 2003 and 2004, helping Rye Country Day win a league championship in 2003... played quarterback, tight

end, linebacker and defensive end... team MVP in basketball during the 2003-04 season... recognized by Who's Who Among American High School Students in 2003 and 2004.

Personal

Born March 26, 1986... son of Lynbeth Wiggs... majoring in physics... member of Sigma Phi Sigma, a national physics honor society.

Meet the Pirates



95 CHARLES YOUNG

R-Sophomore • Defensive End

6-6 • 254 • Washington, D.C. • Gonzaga College HS

2006 Freshman Season

Saw action in seven games for the Pirates as a reserve defensive end... totaled four tackles on the year, all of which were solo stops... had two tackles at Florida A&M, including his first career

sack where he not only forced a fumble, but also recovered it... also added tackles versus Grambling State and Howard.

Gonzaga College High School

All-WCAC... helped guide the Eagles to an 8-3 mark in 2005, earning a playoff appearance... played defensive end and tight end.

Personal

Born August 1, 1987... son of Joyce Meadows... majoring in psychology.

CHARLES YOUNG'S CAREER STATISTICS

Year	Solo	Assists	Total	TFL-YDS	Sacks-YDS	FF	FR-YDS
2006	4	0	4	1-8	1-8	1	1-0
Totals	4	0	4	1-8	1-8	1	1-0

Career-Highs

Solo tackles: 2 at Florida A&M (11/11/06)

Assisted tackles: N/A

Tackles: 2 at Florida A&M (11/11/06)

Tackles for loss: 1 at Florida A&M (11/11/06)

Sacks: 1 at Florida A&M (11/11/06)



Meet The Pirates

Meet the Pirates

■ DANIEL ALLEN

Freshman • Linebacker

6-3 • 226 • Olympia Fields, IL • Homewood-Flossmoor HS

Homewood-Flossmoor High School

All-Conference and All-Region.

■ TYLER BAILEY

Freshman • Safety

6-2 • 220 • Irmo, SC • Hammond HS

Hammond High School

Started at strong safety for the Skyhawks, helping lead them to a perfect 13-0 season and a 3-A state championship... all-state... two-time all-region... totaled 200 tackles, seven interceptions and five forced fumbles in two years at Hammond... rated by Rivals.com as the No. 25 prep senior in the state prior to the 2006 season... earned two-letters in football and two in basketball.

Personal

Born Tyler Desmond Bailey on March 5, 1989 in Portland, Maine... son of Herbert and Marcia Bailey... brother Chandler plays safety at North Greenville University... majoring in business management.

■ JACKIE BATES

Junior • Cornerback

5-10 • 180 • Vallejo, CA • Oregon/De La Salle

2006 Junior Season (At Oregon)

Started the first two games of the year against Stanford and Fresno State before being injured... returned in week nine to play against USC... registered eight tackles on the year, including seven solo stops, and two pass breakups... received a medical redshirt for the season.

2005 Sophomore Season (At Oregon)

Presence may have been slightly overlooked by the casual observer compared to his first season due to the talents of team's starting cornerbacks but delivered when called upon in 10 appearances... missed team's final two games of the regular season while recuperating from injuries... filled in as a starter vs. Arizona State and Washington, logging 94 and 62 snaps, respectively... Oregon's fifth-leading tackler in the secondary equaled career-high five tackles against Montana and added tackles for losses vs. Houston, Stanford and the Grizzlies... also nabbed career's second interception vs. the Cardinal in addition to returning a pair of kickoffs for 25 yards against Fresno State... tied for fifth on the team with nine special teams tackles, leading the team's efforts against Houston and Montana.

2004 Freshman Season (At Oregon)

Broke into the starting lineup for five of his nine appearances as a true freshman, finishing as the secondary's fourth-leading tackler... posted collegiate-best five tackles vs. Stanford and UCLA in addition to recording tackle for loss against Washington State and intercepting one pass vs. Arizona... experienced most extensive action against the Bruins (88 plays)... awarded team's top newcomer honor (Len Casanova Award) in addition to receiving third-team Freshman All-America honors.

Newcomers

De La Salle High School

The PrepStar and SuperPrep All-American received votes for Best in the West inclusion by the Long Beach Press-Telegram despite being limited to only three games his senior year due to a foot injury... was ranked among the top 25 defensive backs in the country by SuperPrep magazine as well as the 21st-best prep prospect in the state after converting from safety to cornerback in 2003... the two-year defensive starter for a program ranked No. 1 in the country for his last three years (151-game winning streak)... also averaged 6.5 yards per carry in brief running back stint before suffering physical setback... accumulated second-team all-state honors as a junior, averaging 10.1 yards per carry (747 yards) and scoring 15 touchdowns.

Personal

Born Jackie Lee Bates on Oct. 12, 1986 in Sacramento, Calif... son of Valencia Bates.

■ JUSTIN BROWN

Junior • Wide Receiver

6-2 • 200 • Surfside Beach, SC • Dover HS/Lackawanna JC

Lackawanna Junior College

Led the Falcons in receiving during the 2006 campaign with 20 receptions for 519 yards and five touchdowns... averaged 26 yards per reception... caught three passes for 99 yards and a score to lead the Falcons to a win over Glendale CC in the NJCAA Valley of the Sun Bowl... had a career-high 115 yards receiving on just four receptions against Naval Academy Prep, including a 63-yard touchdown catch.

Dover High School

Started at running back, defensive back and kick returner for the Tigers of Dover High School in Dover, New Jersey... helped guide DHS to a conference championship with a mark of 10-1.

Personal

Born March 11, 1987 in Paterson, New Jersey... son of Andrew and Tjada Brown... majoring in business.

■ KEVIN BURKE

R-Junior • Defensive Line

6-3 • 300 • Richmond, VA • West Virginia/Varina HS

Varina High School

Player of the Year for Coach Gary Chilcoat at Varina High... MVP as the Blue Devils went 10-1 and won the Capital District championship... all-district, all-metro Richmond, all-region and second team all-state... recorded 76 tackles, 10 sacks, forced and recovered two fumbles as a senior... also a basketball, soccer and track letterman.

Personal

Born July 20... son of Kevin Sr. and Vera Burke.

■ CHRISTOPHER BURLEY

Freshman • Tight End

6-6 • 240 • Windsor Hill, MD • Woodlawn HS

Woodlawn High School

Lettered in football and basketball for the Warriors... all-county in basketball.

Personal

Born Christopher Michael Burley on June 23, 1989 in Washington, D.C. ... son of Sabrina Lucas... brother Scott Burley is a senior offensive lineman at the University of Maryland.

Newcomers

■ JAMES BUTTS

Freshman • Defensive Back

5-10 • 185 • Norfolk, VA • Maury HS

Maury High School

First Team AAA All-State as a defensive back and Second Team as a punt returner... District Defensive Player of the Year.

■ CARSON BYRD

Freshman • Linebacker

6-3 • 250 • Dayton, OH • Trotwood-Madison HS

Trotwood-Madison High School

All-Conference as a senior with nine sacks... 55 tackles, 13 TFL and seven sacks as a junior... ranked No. 58 among seniors in Ohio.

■ REGGIE DIXON

Freshman • Wide Receiver

5-7 • 160 • Plainfield, NJ • Plainfield HS

■ JOBIE DOWLING

Freshman • Offensive Line

6-4 • 250 • Columbia, SC • Columbia HS

Columbia High School

Played along the offensive and defensive lines for Coach Kemper Amick and the Capitals of CHS... Class AA all-state selection as an offensive lineman.

Personal

Born January 13, 1989... son of Joe and Bobbie Dowling... majoring in computer science.

■ JACOBI FENNER

Freshman • Linebacker

5-9 • 180 • Hampton, VA • Hampton HS

Hampton High School

Helped guide the Crabbers and Coach Mike Smith to a 2005 state championship and a 2006 district title while starting at linebacker and running back... named the 2006 *Daily Press* Defensive Player of the Year... first team Group AAA all-state and all-district.

Personal

Born Jacobi Pierre Fenner on June 16, 1988 in Newport News, Va. ... son of Darryl and Reglin Fenner... brother Derrick Fenner played wide receiver at the University of Maryland and his brother Darrylyn Fenner is a redshirt junior linebacker at UMASS.

■ TREY FOWLKES

Freshman • Offensive Line

6-5 • 330 • Columbus, OH • Columbus East HS

Columbus East High School

Four-year starter for Coach Mike White and the Tigers of East High School... all-state honorable mention... two-time all-district and three-time all-city selection... member of the Dispatch-Agonis Top 25... selected to play in the 2006 Central District All-Star Game... named one of the top 10 linemen at the 2006 Ohio State Football Camp... Who's Who Among American High School Students... member of the National Honor Society and Rotary Club... also earned the Linx Scholar Award.

Meet the Pirates

Personal

Born May 30, 1989... son of Dennis and Janice Fowlkes... father Dennis played in the NFL for the Minnesota Vikings (1982-1986) and the Miami Dolphins (1987)... cousin Chucky Adkins plays in the NBA and currently with the Memphis Grizzlies... had three uncles who all played football at Central State (OH)... majoring in exercise science with plans on becoming a chiropractor.

■ BEN GREENE

Senior • Safety

6-0 • 205 • Jonesboro, GA • Westlake HS

2006 Junior Season (At Tennessee)

Appeared in 12 games for the Vols, recording five solo stops and two assisted tackles for a total of seven tackles..

2005 Sophomore Season (At Tennessee)

Appeared in the final seven games of the season and contributed five tackles... logged a career-high two tackles at Notre Dame in special teams situations... also had two special teams stops vs. Vanderbilt and one in the finale at Kentucky... named to the Academic All-SEC squad.

2004 Freshman Season (At Tennessee)

Appeared in eight games, including the last six after redshirting in 2003... made his collegiate debut against Florida... made a special teams tackle at South Carolina and another vs. Auburn in the SEC Championship game.

Westlake High School

Played under coach Dallas Allen.

Personal

Born May 1, 1985.

■ JUSTIN HAIRSTON

Freshman • Center

6-0 • 298 • Woodbridge, VA • Woodbridge HS

Woodbridge High School

Second Team AAA All-State... First Team All-Region and All-District.

■ NATHANIEL HOOD

Freshman • Offensive Line

6-6 • 300 • Birmingham, AL • West End HS

West End High School

Second Team All-State... ranked as a Super Senior.

■ ANTHONY HUMPHRIES

Freshman • Defensive End

6-6 • 270 • Detroit, MI • Northwestern HS

Northwestern High School

Most improved Offensive Lineman... Honorable Mention All-City.

Meet The Pirates

Meet the Pirates

■ DARIUS JOHNSON

Freshman • Linebacker

6-1 • 220 • Waverly, VA • Sussex Central HS

Sussex Central High School

Three-year starter for Coach Curtis Jefferson and the Tigers of SCHS... played middle linebacker and defensive end, while also seeing time at tight end on offense... ended his career by guiding the Tigers to a district and regional championship... second team all-state as a senior, earning District and Regional Defensive Player of the Year honors as well... named Defensive MVP of the Region A championship game... three-time all-district and two-time all-region selection... totaled 243 tackles, 11 forced fumbles, seven fumble recoveries, two interceptions, a sack and a defensive touchdown... in the class room Johnson was a member of the National Beta Club, Who's Who Among American High School Students, National Honor Roll and he also received the Principal's Award.

Personal

Born August 2, 1989 in Suffolk, Va... son of Tony and Janice Johnson... majoring in computer engineering... career goal is to become the CEO of a major computer company.

■ ANDREW JOLLY

Freshman • Offensive Line

6-6 • 322 • Alexandria, VA • TC Williams HS

TC Williams High School

All-District on offense and defense.

■ DENNIS MATHIS

Freshman • Running Back

6-6 • 322 • Hampton, VA • Phoebus HS

Phoebus High School

First Team All-State... *Daily Press* Offensive Player of the Year... ran for 2,148 yards and 21 touchdowns as a senior to help the Phantoms capture a state title... had 122 yards and two scores in the Virginia Division 5 state championship game... chose HU over James Madison... 4.45 40-yard dash.

■ DYRRI McCAIN

Freshman • Wide Receiver

5-10 • 180 • Norfolk, VA • Maury HS

Maury High School

4.4 40-yard dash... caught 31 passes for 1,074 yards and 12 TDs as a junior... had two touchdown receptions in the regional semifinals, including the 42-yard game-winner with 2.4 seconds to play... Second Team AAA All-State.

■ QUANTA POITTILO

Freshman • Tight End

6-2 • 235 • Chesapeake, VA • Atlantic Shores HS

Newcomers

■ BRYAN SMITH

Junior • Tight End

6-3 • 245 • Marble Falls, TX • Marble Falls HS/Tyler JC

Tyler Junior College

Named First Team All-American by JCFootball.com... Second Team JCGridwire.com All-American... ranked No. 26 among Rivals.com junior college prospects, No. 2 among tight ends... all-region and all-conference... caught 26 passes for 292 yards and four touchdowns in two seasons with the Apaches.

Marble Falls High School

First team all-district as a punter, second team all-district as a receiver... his 35 receptions as a senior were the third most in school history in one season... lettered in football, basketball and track... first team district in basketball... holds school records for career points (1,240) and rebounds in a game (23)... district champion in the 110-meter hurdles.

Personal

Son of Bryan Smith and Rosie Gonzales... majoring in international business.

■ ISAIAH THOMAS

Freshman • Wide Receiver

5-11 • 185 • Washington, DC • Dunbar HS

Dunbar High School

DCIAA All-Conference... Second Team All-Met... led area in receptions.

■ JONATHAN WADE

Freshman • Safety

6-1 • 205 • Richmond, VA • Meadowbrook HS

Meadowbrook High School

Four-year letterman for Coach Bill Bowles, spending the final two seasons as a starter at free safety and wide receiver... member of the 2004 state championship team... second team all-district... ranked No. 58 among seniors in the state by VirginiaPreps.com.

Personal

Born Jonathan Russell Wade on September 13, 1987 in Petersburg, Va. ... son of Alison Faulk.

■ RASOUL WILSON

Freshman • Safety

6-1 • 195 • Plainfield, NJ • Plainfield HS

Plainfield High School

Played two seasons at free safety for Coach Clinton Jones and the Cardinals of PHS... all-state, all-area, all-county and all-conference as a senior... also selected to participate in the 2006 Snapple Bowl featuring the top seniors from Middlesex and Union counties... registered over 80 tackles during both seasons at PHS, while also finishing his career with 11 interceptions... set the school record for interceptions in a season... also lettered in track and field.

Personal

Son of Lavon Pryor and Beverly Wilson... majoring in business management... career plan is to operate his own real estate company.

RUSSELL XTREME COMPRESSION JERSEY



NO-GRAB

DESIGNED TO GRIP YOUR
BODY, SO OTHERS CAN'T

VENTILATOR

COOLER

VENTILATOR TECHNOLOGY
ACCELERATES COOLING

Dri-POWER

DRIER

DRI-POWER TECHNOLOGY
WICKS MOISTURE



ANTI-ODOR

ANTI-MICROBIAL TECHNOLOGY
ELIMINATES ODOR

FOR THOSE WHO MAUL EXPECTATIONS AND INFLUENCE THE GAME. FOR THOSE WHO LICK THEIR CHOPS AT FOURTH AND SHORT. FOR THOSE WHO HAVE WHAT IT TAKES ON THE INSIDE, RUSSELL HAS WHAT IT TAKES ON THE OUTSIDE.



WWW.RUSSELLATHLETIC.COM

PROUD PARTNER OF THE



The MEAC • Mid-Eastern Athletic Conference

Mid-Eastern Athletic Conference

VIRGINIA BEACH, VIRGINIA

MEAC STAFF

- Dr. Dennis E. Thomas**, Commissioner
- Patricia Porter**, Director of Media Relations
- Sonja Stills**, Director of Compliance
- Daniel Evans**, Coordinator of Football Officials
- Larry Rose**, Coordinator of MBB Officials
- William Whites**, Coordinator of WBB Officials
- Adonis Hill**, Supervisor of Baseball Officials

MEAC COMMISSIONERS

Dr. Dennis Thomas	2002 - present
Brenda H. McCoy (Interim)	1996 & 2002
Charles S. Harris	1996 - 2002
Kenneth A. Free*	1978 - 1996
Dr. James Young (Part-time)	1975 - 1978
Earl Mason (Part-time)	1974 - 1975
Dr. Leroy Walker (Part-time)	1971 - 1974

*First official MEAC Commissioner

MEAC CHAMPIONSHIPS

<u>Men's Sports</u>	<u>Women's Sports</u>
Baseball	Basketball
Basketball	Bowling
Cross Country	Cross Country
Football	Indoor Track &Field
Indoor Track & Field	Outdoor Track &Field
Outdoor Track & Field	Softball
Tennis	Tennis
	Volleyball

CONFERENCE TENURE

Bethune-Cookman	1979-present
Coppin State	1985-present
Delaware State	1970-present
Florida A&M	1979-1984, 1986-present
Hampton	1995-present
Howard	1970-present
Md.-Eastern Shore	1970-present
Morgan State	1970-1979, 1984-present
Norfolk State	1997-present
North Carolina A&T	1970-present
North Carolina Central	1970-1979
South Carolina State	1970-present

The Mid-Eastern Athletic Conference, a NCAA Division One Conference, is in its 38th year of operation heading into the 2007-2008 academic school year. Located in the Towne Center in Virginia Beach, Virginia, the MEAC is made up of 11 outstanding, historically black institutions across the Atlantic Coastline: Bethune-Cookman College, Coppin State University, Delaware State University, Florida A&M University, Hampton University, Howard University, University of Maryland-Eastern Shore, Morgan State University, Norfolk State University, North Carolina A&T State University and South Carolina State University.

The MEAC has enjoyed great success over the years in athletics. Currently, the league has automatic qualifying bids for NCAA postseason play in baseball (since 1994), men's basketball (since 1981), women's basketball (since 1982), I-AA football (since 1996), softball (since 1995), men and women's tennis (since 1998), and volleyball (since 1994).

HISTORY

In 1969, a group of innovators long associated with intercollegiate athletics met in Durham, North Carolina, to discuss the feasibility of organizing a new conference based along the Atlantic coastline. A number of representatives from different institutions joined the steering committee in a two-day discussion about the new conference. Seven of these institutions agreed to become the Mid-Eastern Athletic Conference: Delaware State College, Howard University, University of Maryland-Eastern Shore, Morgan State University, North Carolina A&T State University, North Carolina Central University and South Carolina State University. The MEAC headquarters remained in Durham, North Carolina,



until 1981, moving to Greensboro on March 26, 1982. In August 2005, the MEAC relocated to its current location in Virginia Beach, Virginia.

The league was confirmed in 1970, kicking off its first season of competition in Football in 1971. In 1978, the MEAC selected its first full-time commissioner, Kenneth A. Free and the following year, expanded to nine schools with the admissions of two Florida schools: Bethune-Cookman College and Florida A&M University. The MEAC operated with nine schools until 1985 when Coppin State College was admitted. The final expansion occurred in the 90's with the inclusion of Hampton University in 1995 and Norfolk State University in 1997.

On June 8, 1980, the MEAC was classified Division One by the National Collegiate Athletic Association (NCAA) and the following month, received an automatic berth in the NCAA Division I Basketball Championship.

HIGHLIGHTS

- In Basketball, the MEAC had two teams featured in the ESPN Sport-center Top 10 All-Time upsets in the NCAA Men's Basketball Tournament. No. 15 seed Coppin State defeated No. 2 South Carolina 1997 and No. 15 Hampton, defeated No. 2 Iowa State 2001.

- MEAC Football has produced many NFL and professional football greats, including nine pro football Hall of Famers: Marion Motley (1968); Roosevelt Brown (1975); Len Ford (1976); David “Deacon” Jones (1980); Willie Lanier (1986); Art Shell (1989); Larry Little (1993); Leroy Kelly (1994); and Elvin Bethea (2003). In 2005, the MEAC had four players drafted in the first five rounds of the NFL draft.
- Volleyball - Florida A&M became the first MEAC school to win a match in the NCAA Tournament, with a win over Winthrop in the first round of the 2003 Tournament. In 2004 the Lady Rattlers became the first HBCU ranked in the Top 25 American Volleyball Coaches Association (AVCA) national poll.
- Softball - Bethune-Cookman earned the league’s first-ever At-Large bid into the NCAA Softball Tournament in 2005. The Lady Wildcats went on to defeat Florida, Central Florida (UCF) and South Florida to win the Florida Regional in Gainesville, the first time any MEAC school has won a NCAA Regional. B-CC ended its remarkable 2005 season with the leagues’ first-ever rankings in the final softball polls, reaching No. 18 in the NFCA/USA Today Coaches poll and No. 23 in the USA Softball/ESPN.com Poll.



MEAC FOOTBALL CHAMPIONSHIPS

1971	Morgan State	(5-0-1, 6-4-1)
1972	North Carolina Central	(5-1-0, 9-2-0)
1973	North Carolina Central	(5-1-0, 7-4-0)
1974	South Carolina State	(5-1-0, 8-4-0)
1975	South Carolina State	(5-1-0, 8-2-1)
	North Carolina A&T	(5-1-0, 8-3-0)
1976	South Carolina State	(5-1-0, 10-1-0)
	Morgan State	(5-1-0, 6-4-0)
1977	South Carolina State	(6-0-0, 9-1-0)
1978	South Carolina State	(5-0-1, 8-2-1)
1979	Morgan State	(5-0-0, 9-2-0)
1980	South Carolina State	(5-0-0, 10-1-0)
1981	South Carolina State	(5-0-0, 10-3-0)
1982	South Carolina State	(4-1-0, 9-3-0)
	Florida A&M	(4-1-0, 6-5-0)
1983	South Carolina State	(4-0-0, 7-3-0)
1984	Bethune-Cookman	(4-0-0, 7-3-0)
1985	Delaware State	(4-0-0, 9-2-0)
1986	North Carolina A&T	(4-1-0, 9-3-0)
1987	Delaware State	(5-0-0, 8-2-0)
1988	Bethune-Cookman	(4-2-0, 5-6-0)
	Florida A&M	(4-2-0, 6-4-1)
	Delaware State	(4-2-0, 5-5-0)
1989	Delaware State	(5-1-0, 7-4-0)
1990	Florida A&M	(6-0-0, 7-4-0)
1991	North Carolina A&T	(5-1-0, 9-3-0)
	Delaware State	(5-1-0, 9-2-0)
1992	North Carolina A&T	(5-1-0, 9-3-0)
1993	Howard University	(6-0-0, 11-1-0)
1994	South Carolina State	(6-0, 10-2)
1995	Florida A&M	(6-0, 9-2)
1996	Florida A&M	(7-0, 9-3)
1997	Hampton University	(7-0, 10-2)
1998	Hampton University	(7-1, 9-3)
1999	North Carolina A&T	(8-0, 10-1)
2000	Florida A&M	(7-1, 9-2)
2001	Florida A&M	(7-1, 7-3)
2002	Bethune-Cookman	(7-1, 11-2)
2003	North Carolina A&T	(6-1, 10-3)
2004	Hampton University	(6-1, 10-2)
	South Carolina State	(6-1, 9-2)
2005	Hampton University	(7-0, 11-1)
2006	Hampton University	(7-1, 10-2)



Dr. Dennis Thomas
MEAC Commissioner

2007 MEAC COMPOSITE FOOTBALL SCHEDULE

September 1 - Week 1

Morgan State vs. Savannah State
 Bethune-Cookman vs. Jacksonville
 Coastal Carolina at Delaware State
 Florida A&M vs. Southern
 Virginia State at Norfolk State
 North Carolina A&T at Winston-Salem State
 South Carolina State at Air Force

September 8 - Week 2

South Carolina State at Bethune-Cookman
 Delaware State at Florida A&M
 Hampton at Howard
 Towson at Morgan State
 North Carolina A&T vs. Prairie View A&M
 Winston-Salem State at Coastal Carolina

September 15 - Week 3

Bethune-Cookman at Savannah State
 Delaware State at Kent State
 Howard at Florida A&M
 Hampton at North Carolina A&T
 Winston-Salem State at Morgan State
 Norfolk State at Rutgers
 South Carolina State at South Carolina

September 22 - Week 4

Bethune-Cookman at Norfolk State
 Morgan State at Hampton
 Howard at Eastern Michigan
 Morgan State at Hampton
 North Carolina Central at North Carolina A&T
 Winston-Salem State at South Carolina State

September 29 - Week 5

Norfolk State at North Carolina A&T
 Morgan State at Bethune-Cookman
 Delaware State at Hampton
 Florida A&M vs. Tennessee State
 Winston-Salem State at Howard

October 6 - Week 6

Bethune-Cookman at Delaware State
 Florida A&M vs. Winston-Salem State
 Hampton at Princeton
 Cheyney at Howard
 North Carolina A&T at Morgan State
 South Carolina State at Norfolk State

October 13 - Week 7

Delaware State at North Carolina A&T
 Florida A&M at South Carolina State
 Hampton at Norfolk State
 Howard at Morgan State

October 20 - Week 7

Winston-Salem State at Bethune-Cookman
 Morgan State at Delaware State
 South Carolina State at Hampton
 North Carolina at Howard

October 27 - Week 8

Bethune-Cookman at North Carolina A&T
 Delaware State at South Carolina State
 Florida A&M at Morgan State
 Hampton at Winston-Salem State
 Howard at Norfolk State

November 3 - Week 9

Hampton at Bethune-Cookman
 Delaware State at Winston-Salem State
 North Carolina A&T at Florida A&M
 South Carolina State at Howard
 Norfolk State at Morgan State

November 10 - Week 10

Bethune-Cookman at Howard
 Norfolk State at Delaware State
 Florida A&M at Hampton
 Bethune-Cookman at Howard
 Morgan State at South Carolina State

November 17 - Week 11

Bethune-Cookman vs. Florida A&M
 Howard at Delaware State
 Southern Illinois at Hampton
 Winston-Salem State at Norfolk State
 North Carolina A&T at South Carolina State

2007 PRE-SEASON ALL-MEAC FOOTBALL TEAM

OFFENSIVE FIRST TEAM

Pos.	Name	(School)	Ht.	Wt.	Cl.	Hometown
WR	Shaheer McBride	Delaware State	6-3	190	Sr.	Claymont, Del.
WR	Willie Hayward	Florida A&M	6-4	190	Sr.	Miami, Fla.
OL	Jeremy Breath	Delaware State	6-2	315	Sr.	Chicago, Ill.
OL	Justin Delancy	Florida A&M	6-2	328	Sr.	Jensen Beach, Fla.
OL	Dennis Conley	Hampton	6-4	278	Jr.	Suffolk, Va.
OL	James Lee	S. C. State	6-6	300	Sr.	Belle Glade, Fla.
C	Raymond Harrison	S.C. State	6-2	275	Jr.	Columbia, S.C.
TE	Corey Council	Bethune-Cookman	5-10	180	Jr.	Valdosta, Ga.
QB	Albert Chester, II	Florida A&M	5-11	190	Sr.	Jacksonville, Fla.
RB	Chad Simpson	Morgan State	5-10	205	Sr.	Miami, Fla.
RB	William Ford	S.C. State	5-11	185	So.	Travelers Rest, S.C.
Ret	Kevin Teel	Hampton	5-9	160	So.	Bowie, Md.
PK	Wesley Taylor	Florida A&M	5-7	170	Sr.	Riverview, Fla.

DEFENSIVE FIRST TEAM

DL	Kelly Rouse	Delaware State	6-3	240	Sr.	Newark, N.J.
DL	Kendall Langford	Hampton	6-6	260	Sr.	Petersburg, Va.
DL	Rudolph Hardie	Howard	6-1	270	Sr.	Hartford, Conn.
DL	Dennis Marsh	Norfolk State	6-5	300	Jr.	Browns Summit, N.C.
LB	Maguell Davis	Norfolk State	6-3	232	Sr.	Newport News, Va.
LB	Russell Reeves	Delaware State	6-3	240	Sr.	Mechanicsville, Md.
LB	Veron Wilder	Florida A&M	6-0	248	Sr.	Miami, Fla.
DB	Bobbie Williams	Bethune-Cookman	6-0	190	Sr.	Miami, Fla.
DB	Akeem Green	Delaware State	5-9	170	Sr.	Philadelphia, Pa.
DB	Thomas Claiborn	Howard	5-10	178	Sr.	Pittsburgh, Pa.
DB	Marshall McFadden	S.C. State	6-2	195	Jr.	Lamar, S.C.
P	Wesley Taylor	Florida A&M	5-7	170	Sr.	Riverview, Fla.

2007 MEAC

Preseason Predicted Order Of Finish

As voted by the league's head coaches and
sports information directors
(First place votes listed in parenthesis)

PLACE	TEAM	POINTS
1.	South Carolina State (8)	266 points
2.	Hampton (7)	260 points
3.	Delaware State	219 points
4.	Bethune-Cookman (2)	165 points
5.	Florida A&M	159 points
6.	Morgan State	139 points
7.	Norfolk State	81 points
8.	Howard (1)	76 points
9.	North Carolina A&T	29 points

Preseason Offensive Player of the Year
Shaheer McBride
Delaware State University

Preseason Defensive Player of the Year
Kendall Langford
Hampton University



Opponents

2007 OPPONENTS HOWARD



GAME 1 • SEPTEMBER 8, 2007 • WILLIAM H. GREEN STADIUM • WASHINGTON, D.C.

GENERAL INFORMATION

Location:Washington, D.C.
 Founded:1867
 Enrollment:10,500
 Nickname:Bison
 Colors:Blue, Red & White
 Conference: ...Mid-Eastern Athletic (MEAC)
 Athletics Director:.....Dwight Datcher
 Stadium:William H. Green Stadium
 Capacity:.....10,000
 Press Box Phone:.....(202) 806-7184
 Postseason Appearances:2
 Record: 1-1
 Last Appearance:1996 Heritage Bowl
 Result:.....Won 24-20 over Southern

COACHING STAFF

Head Coach:.....Carey Bailey
 Alma Mater:.....Tennessee '92
 Record at Howard:1st season
 Career Record:1st season
 Record vs. Hampton:.....N/A
 Office Phone:(202) 806-7151
 Best Time To Reach:9:30 a.m.-11:30
 a.m. Mon.-Thurs.
 Dir. FB Ops/RBJamar Mason
 Asst. HC/Def. Coord./LBAndre Creamer
 Offensive LineHarry Galbreath
 Off. Coord./QBPat Randolph
 Assoc. HC/OLBJames Moses
 Dir. Player Dev./WRAlvin Harper
 Secondary/Spec. Teams.....Terry Sims
 SecondaryBarry Wilburn
 Assoc. Dir. Player Dev./DL ..Keith McKelphin



**HEAD COACH CAREY BAILEY
FIRST SEASON AT
HOWARD**

TEAM INFORMATION

2006 Record:5-6
 2006 Conference Record/Finish: ..4-4/T-5th
 Final National Ranking:N/A
 Lettermen Returning/Lost:.....30/17
 Starters Returning/Lost:.....14/8
 Offense:7/4
 Defense:7/4
 Basic Offense:Multiple
 Basic Defense:.....4-3

SERIES HISTORY

Series Record:.....HU leads 43-39-1
 In Hampton:.....HU leads 15-13-1
 In Washington, D.C.:Howard leads 12-9
 Neutral Sites:HU leads 4-2
 No Site Info:HU leads 15-12
 Last Meeting:.....HU 46, Howard 7
 Sept. 9, 2006 (Hampton, Va.)

TOP RETURNEES

Passing	Att.	Cmp.	Int.	Yds.	TD
Brian Johnson	82	42	5	474	6
Rushing	Att.	Yds.	Avg.	TD	
Brian Johnson	98	516	5.3	1	
Receiving	No.	Yds.	Avg.	TD	
Larry Duncan	19	251	13.2	1	
Defense	UT	AT	TT	Sacks	Int.
Rudolph Hardie	34	19	53	10	-



RUDOLPH HARDIE

2007 SCHEDULE

Sept. 8 Hampton
 Sept. 15 at Florida A&M
 Sept. 22 at Eastern Michigan
 Sept. 29 Winston-Salem State
 Oct. 6 Cheyney
 Oct. 13 at Morgan State
 Oct. 20 North Carolina A&T
 Oct. 27 at Norfolk State
 Nov. 3 South Carolina State
 Nov. 10 Bethune-Cookman
 Nov. 17 at Delaware State

2006 RESULTS

Sept. 9 at Hampton L, 7-46
 Sept. 16 FLORIDA A&M L, 23-31
 Sept. 23 at Rutgers L, 7-56
 Sept. 30 FT. VALLEY STATE W, 34-19
 Oct. 7 at Winston-Salem State L, 0-12
 Oct. 14 MORGAN STATE L, 12-18 (2ot)
 Oct. 21 at North Carolina A&T W, 26-0
 Oct. 28 NORFOLK STATE W, 13-10
 Nov. 4 at South Carolina State L, 10-28
 Nov. 11 at Bethune-Cookman W, 28-0
 Nov. 18 DELAWARE STATE W, 23-16

SPORTS INFORMATION

Football SID:.....Edward Hill, Jr.
 Office Phone:.....(202) 806-7184/7188
 Mobile Phone:.....N/A
 Fax:(202) 806-9595
 Email:.....ehill@howard.edu
 Website:.....www.howard-bison.com

SERIES NOTES

- Hampton has faced Howard more times than any other opponent with this being the 84th meeting between the two schools.
- The Pirates have won the last 10 meetings by an average score of 35-17, but Hampton is scoring just 15 points per game in its last three visits to Green Stadium.
- Howard's last victory in the series came back on Sept. 13, 1996 when the Bison defeated the Pirates 26-7 at the Urban League Classic at RFK Stadium.

2007 OPPONENTS

NORTH CAROLINA A&T



GAME 2 • SEPTEMBER 15, 2007 • AGGIE STADIUM • GREENSBORO, N.C.

GENERAL INFORMATION

Location:Greensboro, N.C.
 Founded:1891
 Enrollment:11,456
 Nickname:Aggies
 Colors:Blue & Gold
 Conference:.....Mid-Eastern Athletic (MEAC)
 Athletics Director:Dee Todd
 Stadium:.....Aggie Stadium
 Capacity:.....21,500
 Press Box Phone:.....(336) 334-7917
 Postseason Appearances:5
 Record: 1-5
 Last Appearance:2003
 Result:.....L, 10-31 to Wofford

COACHING STAFF

Head Coach:Lee Fobbs, Jr.
 Alma Mater:Grambling State '73
 Record at NCAT:0-11 (1 year)
 Career Record:0-11 (1 year)
 Record vs. Hampton:.....0-1
 Office Phone:.....(336) 334-7655
 Best Time To Reach:.....Contact SID
 Asst. HC/Offensive Line.....Kenneth Ray
 Def. Coordinator/ILB.....Demetrius Adams
 Defensive BacksTravis Oliver
 QuarterbacksDwike Wilson
 Outside LinebackersLee Wilbanks
 Defensive LineDamon Frenchers



HEAD COACH LEE FOBBS, JR.
SECOND SEASON AT
NORTH CAROLINA A&T

TEAM INFORMATION

2006 Record:.....0-11
 2006 Conference Record/Finish:0-8/9th
 Final National Ranking:N/A
 Lettermen Returning/Lost:.....48/6
 Starters Returning/Lost:.....29/5
 Offense:11/0
 Defense:7/4
 Basic Offense:.....Pro Set
 Basic Defense:Multiple

SERIES HISTORY

Series Record:.....HU leads 21-15-2
 In Hampton:HU leads 4-3
 In Greensboro:.....HU leads 4-2
 No Site Info:HU leads 13-10-2
 Last Meeting:HU 48, NCAT 14
 Sept. 16, 2006 (Hampton, Va.)

TOP RETURNEES

Passing					
	Att.	Cmp.	Int.	Yds.	TD
Wayne Campbell	230	100	17	1,094	9
Rushing					
	Att.	Yds.	Avg.	TD	
Michael Ferguson	141	631	4.5	4	
Herbert Miller	53	138	2.6	2	
Receiving					
	No.	Yds.	Avg.	TD	
Curtis Walls	42	477	11.4	1	
Andre Garth	27	279	10.3	3	
Defense					
	UT	AT	TT	Sacks	Int.
Andre Thornton	28	36	64	1	-
Jamison Hedgepeth	28	35	63	-	-



CURTIS WALLS

2007 SCHEDULE

Sept. 1 at Winston-Salem State
 Sept. 8 vs. Prairie View A&M
Sept. 15 HAMPTON*
 Sept. 22 NORTH CAROLINA CENTRAL
 Sept. 29 NORFOLK STATE*
 Oct. 6 at Morgan State*
 Oct. 13 DELAWARE STATE*
 Oct. 20 at Howard*
 Oct. 27 BETHUNE-COOKMAN*
 Nov. 3 at Florida A&M*
 Nov. 17 at South Carolina State*

2006 RESULTS

Sept. 2 WINSTON-SALEM ST. L, 14-41
Sept. 16 at Hampton* L, 14-48
 Sept. 23 at Louisiana - Lafayette L, 7-48
 Sept. 30 at Norfolk State* L, 20-42
 Oct. 7 MORGAN STATE* L, 0-32
 Oct. 14 at Delaware State* L, 21-37
 Oct. 21 HOWARD* L, 0-26
 Oct. 26 at Bethune-Cookman* L, 7-70
 Nov. 4 FLORIDA A&M* L, 12-45
 Nov. 11 ELON L, 0-45
 Nov. 18 vs. South Carolina St.* L, 19-41

SPORTS INFORMATION

Football SID:.....Brian Holloway
 Office Phone:.....(336) 334-7141
 Mobile Phone:.....(336) 328-6719
 Fax:.....(336) 334-7181
 Email:bmhollow@ncat.edu
 Website:.....www.ncataggies.com

SERIES NOTES

- This will be the 39th meeting between the Pirates and the Aggies with Hampton holding a 21-15-2 advantage in the series.
- In last year's meeting Kevin Beverly rushed for 204 yards and four touchdowns against the Aggies.
- North Carolina A&T linebacker coach Travis Oliver is a 2003 graduate of Hampton where he was a two-time all-conference safety for the Pirates.

2007 Opponents

2007 OPPONENTS

MORGAN STATE



GAME 3 • SEPTEMBER 20, 2007 • ARMSTRONG STADIUM • HAMPTON, VA.

GENERAL INFORMATION

Location:Baltimore, Md.
 Founded:1867
 Enrollment:7,500
 Nickname:Bears
 Colors:Blue & Orange
 Conference: ...Mid-Eastern Athletic (MEAC)
 Athletics Director:Floyd Kerr
 Stadium:Hughes Stadium
 at Earl C. Banks Field
 Capacity:10,000
 Press Box Phone:(443) 885-3831
 Postseason Appearances:
 Record:
 Last Appearance:1979
 Result:L, 7-27 to Alabama A&M

COACHING STAFF

Head Coach:Donald Hill-Eley
 Alma Mater:Virginia Union '91
 Record at MSU:25-31 (6 years)
 Career Record:25-31 (6 years)
 Record vs. Hampton:1-5
 Office Phone:(443) 885-4156
 Best Time To Reach:Contact SID
 Assistant HC/Def. LineHerbert Parham
 Def. Coordinator/LBAlonzo Lee
 Off. Coordinator/OLChennis Berry
 WR/Special Teams ..Benton "Sport" Harold
 Running BacksEarl Davis
 QuarterbacksKerry Dixon
 TE/Dir. FB OperationsJoseph Wright
 SecondaryCarl Smith, III



**HEAD COACH DONALD HILL-ELEY
 SEVENTH SEASON AT
 MORGAN STATE**

TEAM INFORMATION

2006 Record:5-6
 2006 Conference Record/Finish:4-4/5th
 Final National Ranking:N/A
 Lettermen Returning/Lost:45/10
 Starters Returning/Lost:21/4
 Offense:10/1
 Defense:8/3
 Basic Offense:Multiple
 Basic Defense:4-3

SERIES HISTORY

Series Record:MSU leads 34-19-2
 In Hampton:MSU leads 15-7-1
 In Baltimore:MSU leads 10-3
 Neutral Site:HU leads 4-0
 No Site Info:MSU leads 9-5-1
 Last Meeting:HU 27, MSU 7
 Sept. 23, 2006 (East Rutherford, N.J.)

TOP RETURNEES

Passing	Att.	Cmp.	Int.	Yds.	TD
Mario Melton	148	70	9	924	5
Byron Selby	81	46	1	371	4

Rushing	Att.	Yds.	Avg.	TD
Chad Simpson	147	795	5.4	9

Receiving	No.	Yds.	Avg.	TD
Rodrick Wolfe	29	498	17.2	6
Jai Wilson	17	83	4.9	-

Defense	UT	AT	TT	Sacks	Int.
Jerrell Guyton	37	19	56	5	-
Terrell Floyd	25	24	49	7.5	1



CHAD SIMPSON

2007 SCHEDULE

Aug. 30 SAVANNAH STATE
 Sept. 8 TOWSON
 Sept. 15 at Winston-Salem State
Sept. 20 at Hampton*
 Sept. 29 at Bethune-Cookman*
 Oct. 6 NORTH CAROLINA A&T*
 Oct. 13 HOWARD*
 Oct. 20 at Delaware State*
 Oct. 27 FLORIDA A&M*
 Nov. 3 NORFOLK STATE*
 Nov. 10 at SOUTH CAROLINA STATE*

2006 RESULTS

Sept. 2 at Towson L, 2-30
 Sept. 9 at Monmouth L, 9-26
 Sept. 16 BOWIE STATE W, 28-20
Sept. 23 vs. Hampton* L, 7-26
 Sept. 30 BETHUNE-COOKMAN* W, 28-14
 Oct. 7 N.C. A&T* W, 32-0
 Oct. 14 at Howard* W, 18-12 (ot)
 Oct. 21 DELAWARE STATE* L, 7-29
 Oct. 28 at Florida A&M* L, 23-24
 Nov. 4 at Norfolk State* W, 29-20
 Nov. 11 SOUTH CAROLINA ST.* L, 16-41

SPORTS INFORMATION

Football SID: ...Leonard L. Haynes, IV
 Office Phone:(443) 885-3831
 Fax:(443) 885-8307
 Email:lhaynes@moac.morgan.edu
 Website: www.morganstatebears.com

SERIES NOTES

- After facing off against one another at Giants Stadium in the New York Urban League Classic for the past four years, this rivalry returns to a campus site for the first time since 2002.
- The Pirates have dominated the series under Coach Taylor, winning 10 of the 12 meetings, including a 26-7 decision a year ago.
- Five members of the Morgan State coaching staff, including head coach Donald Hill-Eley, have either coached or played under Joe Taylor.

2007 OPPONENTS DELAWARE STATE



GAME 4 • SEPTEMBER 29, 2007 • ARMSTRONG STADIUM • HAMPTON, VA.

GENERAL INFORMATION

Location:Dover, Del.
 Founded:1891
 Enrollment:3,690
 Nickname:Hornets
 Colors:.....Columbia Blue & Red
 Conference:..Mid-Eastern Athletic (MEAC)
 Athletics Director:Chuck Bell
 Stadium:Alumni Stadium
 Capacity:.....6,828
 Press Box Phone:.....(302) 857-7651
 Postseason Appearances:N/A
 Record:..... N/A
 Last Appearance:N/A
 Result:.....N/A

COACHING STAFF

Head Coach:Al Lavan
 Alma Mater:.....Colorado State '68
 Record at DSU:.....19-14 (3 years)
 Career Record:.....21-15 (3 years at DSU;
 2-1 as interim coach
 at Eastern Michigan in 2003)
 Record vs. Hampton:.....1-2
 Office Phone:(302) 857-7447
 Best Time To Reach:Contact SID
 Defensive Coordinator.....Rayford Petty
 Offensive Coordinator.....Douglas Sams
 Offensive Line.....Jeff Braxton
 Linebackers/Spec. Teams.....Derek Hall
 Tight Ends.....Michael Gallagher
 Running Backs.....Paul Macklin
 Receivers.....Curtis Thomas
 Defensive Line.....Bobby Jones
 Defensive Backs.....Ed Sanders



**HEAD COACH AL LAVAN
FOURTH SEASON AT
DELAWARE STATE**

TEAM INFORMATION

2006 Record:.....8-3
 2006 Conference Record/Finish:..6-2/T-2nd
 Final National Ranking:N/A
 Lettermen Returning/Lost:.....36/
 Starters Returning/Lost:.....15/7
 Offense:8/3
 Defense:7/4
 Basic Offense:.....Multiple
 Basic Defense:.....4-3

SERIES HISTORY

Series Record:.....HU leads 21-11
 In Hampton:.....HU leads 12-5
 In Dover:.....HU leads 9-6
 Last Meeting:.....HU 29, DSU 14
 Sept. 30, 2006 (Dover, Del.)

TOP RETURNEES

Passing	Att.	Cmp.	Int.	Yds.	TD
Vashon Winton	167	99	2	1,171	10

Rushing	Att.	Yds.	Avg.	TD
Norville Lennox	46	286	6.2	2
Vashon Winton	64	234	3.7	7

Receiving	No.	Yds.	Avg.	TD
Shaheer McBride	55	852	15.5	11
Dennis Savedge	17	120	7.1	-

Defense	UT	AT	TT	Sacks	Int.
Russell Reeves	36	43	79	-	2
Tyrone Kelly	42	34	76	-	-



SHAHEER McBRIDE

2007 SCHEDULE

Sept. 1 COASTAL CAROLINA
 Sept. 8 at Florida A&M*
 Sept. 15 NORTH CAROLINA CENTRAL
Sept. 29 at Hampton*
 Oct. 6 BETHUNE-COOKMAN*
 Oct. 13 at North Carolina A&T*
 Oct. 20 MORGAN STATE*
 Oct. 27 at South Carolina State*
 Nov. 3 at Winston-Salem State
 Nov. 10 NORFOLK STATE*
 Nov. 17 HOWARD*

2006 RESULTS

Sept. 2 vs. Florida A&M* W, 34-14
 Sept. 9 ST. FRANCIS W, 63-28
 Sept. 16 at Northwestern State L, 3-23
Sept. 30 HAMPTON* L, 14-29
 Oct. 7 at Bethune-Cookman* W, 33-31
 Oct. 14 NC A&T* W, 37-21
 Oct. 21 at Morgan State* W, 29-7
 Oct. 28 SC STATE* W, 10-9
 Nov. 4 CONCORD W, 62-0
 Nov. 11 at Norfolk State* W, 33-10
 Nov. 18 at Howard* L, 17-20

SPORTS INFORMATION

Football SID:.....LeCounte Conaway
 Office Phone:.....(302) 857-7365
 Mobile Phone:.....(302) 359-8150
 Fax:.....(302) 857-6069
 Email:.....lconaway@desu.edu
 Website:www.dsuhornets.com

SERIES NOTES

- The Pirates have won 11 of the last 12 contests in this series.
- Delaware State is one of only two MEAC schools to defeat the Pirates since the 2004 season, winning 28-23 in Dover back on Oct. 2, 2004.
- Hampton wide receiver Kevin Teel sparked the Pirates to a come-from-behind victory last season by returning the second half kickoff 92 yards for a touchdown.

2007 Opponents

2007 OPPONENTS PRINCETON



GAME 5 • OCTOBER 6, 2007 • PRINCETON STADIUM • PRINCETON, N.J.

GENERAL INFORMATION

Location:Princeton, N.J.
 Founded:1746
 Enrollment:4,600
 Nickname:Tigers
 Colors:.....Orange & Black
 Conference:.....Ivy League
 Athletics Director:.....Gary Walters
 Stadium:Princeton Stadium
 Capacity:.....27,800
 Press Box Phone:.....(609) 258-0660/0661
 Postseason Appearances:N/A
 Record:N/A
 Last Appearance:N/A
 Result:N/A

COACHING STAFF

Head Coach:Roger Hughes
 Alma Mater:Doane '82
 Record at PU:35-34 (7 years)
 Career Record:35-34 (7 years)
 Record vs. Hampton:1st meeting
 Office Phone:.....(609) 258-3515
 Best Time To Reach:.....Contact SID
 Off. Coord./RBDave Rackovan
 Def. Coord./DLSteve Verbit
 Offensive LineGregg Perry
 Linebackers.....Don Dobes
 Defensive BacksEric Jackson
 Wide ReceiversScott Sallach
 Tight EndsEric Van Heusen
 Defensive LineMatt Borich
 Defensive Asst.E.J. Henderson



**HEAD COACH ROGER HUGHES
EIGHTH SEASON AT
PRINCETON**

TEAM INFORMATION

2006 Record:9-1
 2006 Conference Record/Finish: ..6-1/T-1st
 Final National Ranking:18th Sports
 Network, 17th CSN
 Lettermen Returning/Lost:.....36/18
 Starters Returning/Lost:.....15/9
 Offense:7/4
 Defense:7/4
 Basic Offense:.....Spread
 Basic Defense:.....3-4

SERIES HISTORY

Series Record:1st meeting
 In Hampton:N/A
 In Princeton:1st meeting
 Last Meeting:N/A

TOP RETURNEES

Passing	Att.	Cmp.	Int.	Yds.	TD
Bill Foran	3	2	0	13	0

Rushing	Att.	Yds.	Avg.	TD
R.C. Lagomarsino	118	451	3.8	2
Rob Toresco	90	328	3.6	5

Receiving	No.	Yds.	Avg.	TD
Brendan Circle	56	835	14.9	7
Rob Toresco	32	309	9.7	1

Defense	UT	AT	TT	Sacks	Int.
Tim Boardman	19	33	52	1	0
Doori Song	23	21	44	0	0



BRENDAN CIRCLE

2007 SCHEDULE

Sept. 15 LEHIGH
 Sept. 22 at Lafayette
 Sept. 29 COLUMBIA*
Oct. 6 HAMPTON
 Oct. 13 at Brown*
 Oct. 20 at Harvard*
 Oct. 27 CORNELL*
 Nov. 3 at Penn*
 Nov. 10 YALE*
 Nov. 17 at Dartmouth*

2006 RESULTS

Sept. 16 at Lehigh W, 14-10
 Sept. 23 LAFAYETTE* W, 26-14
 Sept. 30 at Columbia* W, 19-6
 Oct. 7 at Colgate W, 27-26 (ot)
 Oct. 13 BROWN* W, 17-3
 Oct. 21 HARVARD* W, 31-28
 Oct. 28 at Cornell* L, 7-14
 Nov. 4 PENN* W, 31-30 (2ot)
 Nov. 11 at Yale* W, 34-31
 Nov. 18 DARTMOUTH* W, 27-17

SPORTS INFORMATION

Football SID:.....Craig Sachson
 Office Phone:.....(609) 258-3680
 Mobile Phone:.....(609) 712-2203
 Fax:.....(609) 258-2399
 Email:.....sachson@princeton.edu
 Website: www.goprincetontigers.com

SERIES NOTES

• This is Hampton's first appearance against a team from the Ivy League and Princeton's first appearance against a team from the MEAC.

2007 OPPONENTS

NORFOLK STATE



GAME 6 • OCTOBER 13, 2007 • WILLIAM "DICK" PRICE STADIUM • NORFOLK, VA.

GENERAL INFORMATION

Location:.....Norfolk, Va.
 Founded:.....1935
 Enrollment:.....6,200
 Nickname:.....Spartans
 Colors:.....Green & Gold
 Conference:..Mid-Eastern Athletic (MEAC)
 Athletics Director:.....Marty L. Miller
 Stadium:.....William "Dick" Price Stadium
 Capacity:.....30,000
 Press Box Phone:.....(757) 823-2628
 Postseason Appearances:.....1
 Record:.....0-1
 Last Appearance:.....1984 (Division II)
 Result:.....L, 21-31 to Towson
 (then Towson State)

COACHING STAFF

Head Coach:.....Pete Adrian
 Alma Mater:.....West Virginia '70
 Record at NSU:.....8-14 (2 years)
 Career Record:.....44-51-1 (9 years)
 Record vs. Hampton:.....0-2
 Office Phone:.....(757) 823-8824
 Best Time To Reach:.....Contact SID
 Asst. HC/Offensive Line.....Rod Holder
 Receivers/Quarterbacks.....Jeff Parker
 Off. Coordinator/RB.....Kirk Mastromatteo
 Def. Coordinator/OLB.....Mark DeBastiani
 Defensive Backs.....Marco Butler
 Defensive Line.....Mark Thurston
 Asst. WR/TE.....Curtis Williams
 Tight Ends.....David Carr



**HEAD COACH PETE ADRIAN
 THIRD SEASON AT
 NORFOLK STATE**

TEAM INFORMATION

2006 Record:.....4-7
 2006 Conference Record/Finish:.....1-7/8th
 Final National Ranking:.....N/A
 Lettermen Returning/Lost:.....37/27
 Starters Returning/Lost:.....12/13
 Offense:.....4/7
 Defense:.....8/5
 Basic Offense:.....Multiple
 Basic Defense:.....3-4

SERIES HISTORY

Series Record:.....NSU leads 22-21-1
 In Hampton:.....NSU leads 13-9
 In Norfolk:.....HU leads 12-9-1
 Last Meeting:.....HU 42, NSU 13
 Oct. 14, 2006 (Hampton, Va.)

TOP RETURNEES

Passing	Att.	Cmp.	Int.	Yds.	TD
Casey Hansen	283	148	16	2,166	10

Rushing	Att.	Yds.	Avg.	TD
DeAngelo Branche	65	371	5.7	3
Daryl Jones	91	359	3.9	9

Receiving	No.	Yds.	Avg.	TD
Daryl Jones	7	89	12.7	1

Defense	UT	AT	TT	Sacks	Int.
Maguell Davis	35	49	84	3	-
Dennis Marsh	21	30	51	1.5	-



MAGUELL DAVIS

2007 SCHEDULE

Sept. 1 VIRGINIA STATE
 Sept. 15 at Rutgers
 Sept. 22 BETHUNE-COOKMAN*
 Sept. 29 at North Carolina A&T*
 Oct. 6 SOUTH CAROLINA STATE*
Oct. 13 HAMPTON*
 Oct. 18 at Florida A&M*
 Oct. 27 HOWARD*
 Nov. 3 at Morgan State*
 Nov. 10 at Delaware State*
 Nov. 17 WINSTON-SALEM STATE

2006 RESULTS

Sept. 2 VIRGINIA STATE W, 29-14
 Sept. 9 VMI W, 32-19
 Sept. 23 at Bethune-Cookman* L, 21-22
 Sept. 30 N.C. A&T* W, 42-20
 Oct. 7 at South Carolina State* L, 10-47
Oct. 14 at Hampton* L, 13-42
 Oct. 21 FLORIDA A&M* L, 33-36 (ot)
 Oct. 28 at Howard* L, 10-13
 Nov. 4 MORGAN STATE* L, 20-29
 Nov. 11 DELAWARE STATE* L, 10-33
 Nov. 18 WINSTON-SALEM ST. W, 31-14

SPORTS INFORMATION

Football SID:.....Matt Michalec
 Office Phone:.....(757) 823-2628
 Mobile Phone:.....(757) 592-1245
 Fax:.....(757) 823-8218
 Email:.....mmichalec@nsu.edu
 Website:.....www.nsu.edu/athletics

SERIES NOTES

- The Pirates have won nine of the last 10 meetings, scoring 40 or more points in six of those victories.
- In the last four games against the Spartans Hampton is averaging 52 points and 425 yards of total offense, including 277 yards on the ground.

2007 Opponents

2007 OPPONENTS SOUTH CAROLINA STATE



GAME 7 • OCTOBER 20, 2007 • ARMSTRONG STADIUM • HAMPTON, VA.

GENERAL INFORMATION

Location:Orangeburg, S.C.
Founded:1896
Enrollment:4,700
Nickname:Bulldogs
Colors:Garnett & Blue
Conference:...Mid-Eastern Athletic (MEAC)
Athletics Director:Charlene M. Johnson
Stadium:..Oliver C. Dawson Bulldog Stadium
Capacity:.....22,000
Press Box Phone:.....(803) 536-8623
Postseason Appearances:11
Record:.....6-7
Last Appearance:1997
Result:L, 28-34 to Southern
in the Heritage Bowl

COACHING STAFF

Head Coach:Oliver "Buddy" Pough
Alma Mater:S.C. State '75
Record at SCSU:.....40-17 (5 years)
Career Record:.....40-17 (5 years)
Record vs. Hampton:.....2-3
Office Phone:(803) 533-3743
Best Time To Reach:Contact SID
Defensive Line Asst.David Blanchard
Def. Coordinator/LB.....John Hendrick
Off. Line/Spec. Teams.....Demetrius Davis
Off. Coordinator/OL.....Joe Blackwell
Defensive LineGerald Harrison
Def. Backs/Spec. Teams.....Mike Adams
Tight Ends/FullbacksJ. C. Harmon
QB/RB.....Jonathan Perry
Wide ReceiversTony Elliott



**HEAD COACH
OLIVER "BUDDY" POUGH
SIXTH SEASON AT
SOUTH CAROLINA STATE**

TEAM INFORMATION

2006 Record:7-4
2006 Conference Record/Finish: 6-2/T-2nd
Final National Ranking:N/A
Lettermen Returning/Lost:.....46/19
Starters Returning/Lost:14/11
Offense:7/4
Defense:6/5
Basic Offense:.....Multiple/Pro I
Basic Defense:.....Multiple 4

SERIES HISTORY

Series Record:HU leads 11-2
In Hampton:HU leads 5-0
In Orangeburg:.....HU leads 4-2
No Site Info:HU leads 2-0
Last Meeting:.....SCSU 13, HU 6
Oct. 21, 2006 (Orangeburg, S.C.)

TOP RETURNEES

Passing	Att.	Cmp.	Int.	Yds.	TD
Cleveland McCoy	183	94	9	1,224	10

Rushing	Att.	Yds.	Avg.	TD
Will Ford	112	778	6.7	10
Cleveland McCoy	113	420	3.7	5

Receiving	No.	Yds.	Avg.	TD
Dusten Dubose	17	180	10.6	-
Terrance Smith	13	189	14.5	1

Defense	UT	AT	TT	Sacks	Int.
David Erby	27	30	57	4	-
Tony White	20	24	44	2	-



CLEVELAND MCCOY

2007 SCHEDULE

Sept. 1 at Air Force
Sept. 8 at Bethune-Cookman*
Sept. 15 at South Carolina State*
Sept. 22 WINSTON-SALEM STATE
Oct. 6 at Norfolk State*
Oct. 13 FLORIDA A&M*
Oct. 20 at Hampton*
Oct. 27 DELAWARE STATE*
Nov. 3 at Howard*
Nov. 10 MORGAN STATE*
Nov. 17 NORTH CAROLINA A&T*

2006 RESULTS

Sept. 2 at Wofford L, 21-28
Sept. 9 at Winston-Salem State W, 35-6
Sept. 16 BETHUNE-COOKMAN* L, 21-45
Sept. 23 at Coastal Carolina L, 14-33
Oct. 7 NORFOLK STATE* W, 47-10
Oct. 14 at Florida A&M* W, 28-21
Oct. 21 HAMPTON* W, 13-6
Oct. 28 at Delaware State* L, 9-10
Nov. 4 HOWARD* W, 28-10
Nov. 11 at Morgan State* W, 41-16
Nov. 18 at NC A&T* W, 41-19

SPORTS INFORMATION

Football SID:.....William P. Hamilton
Office Phone:.....(803) 536-7060
Mobile Phone:.....N/A
Fax:.....(803) 536-8622
Email:.....whamilton@scsu.edu
Website:.....www.scsu.edu

SERIES NOTES

- The Pirates are a perfect 5-0 against the Bulldogs in games played at Armstrong Stadium.
- South Carolina State is one of only two MEAC schools to defeat the Pirates since the 2004 season, winning 13-6 last year in Orangeburg to snap Hampton's 17-game conference winning streak.
- During the 2004 matchup Princeton Shepherd connected with Jerome Mathis for a 98-yard touchdown pass to mark the longest completion in Hampton history.

2007 OPPONENTS WINSTON-SALEM STATE



GAME 8 • OCTOBER 27, 2007 • BOWMAN GRAY STADIUM • WINSTON-SALEM, N.C.

GENERAL INFORMATION

Location:Winston-Salem, N.C.
Founded:1982
Enrollment:5,557
Nickname:Rams
Colors:Red & White
Conference:...Mid-Eastern Athletic (MEAC)
Athletics Director:Dr. Percy "Chico" Caldwell
Stadium:.....Bowman Gray Stadium
Capacity:.....18,000
Press Box Phone:.....(336) 788-3432
Postseason Appearances:8 (Division II)
Record:.....2-6
Last Appearance:2000
Result:L, 9-12 to Tuskegee in Pioneer Bowl

COACHING STAFF

Head Coach:Kermit Blount
Alma Mater:.....Winston-Salem State '80
Record at WSSU:81-64-3 (14 years)
Career Record:81-64-3 (14 years)
Record vs. Hampton:0-2
Office Phone:.....(336) 750-2148
Best Time To Reach:.....Contact SID
Defensive CoordinatorMike Ketchum
Offensive Coordinator.....Nick Calcutta
Running BacksAaron Federspiel
Defensive BacksKeith Gaither
Offensive LineCody Crill
Sherman Simmons.....Defensive Line
Kevin DowningSafeties



**HEAD COACH KERMIT BLOUNT
15TH SEASON AT
WINSTON-SALEM STATE**

TEAM INFORMATION

2006 Record:4-7
2006 Conference Record/Finish:N/A
 (Independent)
Final National Ranking:N/A
Lettermen Returning/Lost:.....51/17
Starters Returning/Lost:.....16/7
Offense:7/4
Defense:7/4
Basic Offense:Multiple
Basic Defense:Multiple

SERIES HISTORY

Series Record:.....WSSU leads 14-9-1
In Hampton:WSSU leads 7-6-1
In Winston-Salem:.....WSSU leads 7-3
Last Meeting:.....HU 13, WSSU 3
 Oct. 28, 2006 (Hampton, Va.)

TOP RETURNEES

Passing					
	Att.	Cmp.	Int.	Yds.	TD
Monte Purvis	144	60	9	865	5
Rushing					
	Att.	Yds.	Avg.	TD	
Brandon McRae	118	623	5.3	6	
Receiving					
	No.	Yds.	Avg.	TD	
Johnathan Kinzer	8	89	11.1	0	
Defense					
	UT	AT	TT	Sacks	Int.
Thaddeus Griffin	33	47	80	-	3
Nathaniel Biggs	35	41	76	-	-



MONTE PURVIS

2007 SCHEDULE

Sept. 1 NORTH CAROLINA A&T
 Sept. 8 at Coastal Carolina
 Sept. 15 at Morgan State
 Sept. 22 at South Carolina State
 Sept. 29 at Howard
 Oct. 6 vs. Florida A&M
 Oct. 20 at Bethune-Cookman
Oct. 27 HAMPTON
 Nov. 3 DELAWARE STATE
 Nov. 10 NORTH CAROLINA CENTRAL
 Nov. 17 at Norfolk State

2006 RESULTS

Aug. 26 at Catawba L, 7-21
 Sept. 2 at North Carolina A&T W, 41-14
 Sept. 9 SOUTH CAROLINA ST. L, 6-35
 Sept. 23 at Florida A&M
 Sept. 30 COASTAL CAROLINA L, 12-31
 Oct. 7 HOWARD W, 12-0
 Oct. 14 at Bethune-Cookman L, 6-10
 Oct. 21 at Savannah State W, 38-6
Oct. 28 at Hampton L, 3-13
 Nov. 4 ST. AUGUSTINE'S W, 26-6
 Nov. 18 at Norfolk State L, 17-31

SPORTS INFORMATION

Football SID:Chris Zona
Office Phone:.....(336) 750-2143
Mobile Phone:.....(336) 391-8852
Fax:(336) 750-2144
Email:zonac@wssu.edu
Website:www.wssurams.com

SERIES NOTES

- This year's meeting marks Hampton's first visit to Winston-Salem since Nov. 7, 1992 when the Pirates defeated the Rams 27-14.
- Hampton quarterback TJ Mitchell made his first career start in last year's meeting, completing 17-of-27 passes for 144 yards and a touchdown.

2007 Opponents

2007 OPPONENTS BETHUNE-COOKMAN



GAME 9 • NOVEMBER 3, 2007 • MUNICIPAL STADIUM • DAYTONA BEACH, FLA.

GENERAL INFORMATION

Location:Daytona Beach, Fla.
Founded:1904
Enrollment:3,100
Nickname:Wildcats
Colors:Maroon & Gold
Conference:...Mid-Eastern Athletic (MEAC)
Athletics Director:Lynn W. Thompson
Stadium:Municipal Stadium
Capacity:.....10,000
Press Box Phone:.....(386) 671-8968/8973
Postseason Appearances:2
Record:.....0-2
Last Appearance:.....2003
Result:.....L, 24-32 to Florida Atlantic

COACHING STAFF

Head Coach:Alvin B. Wyatt, Sr.
Alma Mater:Bethune-Cookman '70
Record at BCC:.....72-39 (10 years)
Career Record:72-39 (10 years)
Record vs. Hampton:4-6
Office Phone:.....(386) 481-2252
Best Time To Reach:.....Contact SID
Offensive Line.....Brad Bernard
FB Admin./B-Backs.....Jeff Fagan
Offensive Coordinator.....C. Ray Gregory
Quarterbacks.....Raymond Gross
Defensive Coordinator.....Marc Lippens
Defensive Line.....Tyrone Odom
A-Backs.....Greg Ross
Cornerbacks.....Terry Williams
Assistant HC/Safeties.....C. Angelo Wyatt



**HEAD COACH ALVIN B. WYATT, SR.
11TH SEASON AT
BETHUNE-COOKMAN**

TEAM INFORMATION

2006 Record:5-6
2006 Conference Record/Finish:3-5/6th
Final National Ranking:N/A
Lettermen Returning/Lost:.....50/18
Starters Returning/Lost:17/13
Offense6/8
Defense:8/3
Basic Offense:....."Wyattbone" Option
Basic Defense:Multiple

SERIES HISTORY

Series Record:HU leads 8-4
In Hampton:HU leads 4-2
In Daytona Beach:.....HU leads 3-2
Neutral Sites:HU leads 1-0
Last Meeting:.....HU 34, BCC 17
 Nov. 2, 2006 (Hampton, Va.)

TOP RETURNEES

Passing	Att.	Cmp.	Int.	Yds.	TD
Jimmie Russell	160	88	3	1,139	9

Rushing	Att.	Yds.	Avg.	TD
Jimmie Russell	112	427	3.8	3
Justin Brannon	39	222	5.7	3

Receiving	No.	Yds.	Avg.	TD
Victor Johnson	15	210	19.1	1

Defense	UT	AT	TT	Sacks	Int.
Bobbie Williams	43	32	75	-	6
Ronnie McCullough	33	40	73	2.5	-



JIMMIE RUSSELL

2007 SCHEDULE

Sept. 1 vs. Jacksonville
 Sept. 8 SOUTH CAROLINA STATE*
 Sept. 15 at Savannah State
 Sept. 22 at Norfolk State*
 Sept. 29 MORGAN STATE*
 Oct. 6 at Delaware State*
 Oct. 20 WINSTON-SALEM STATE*
 Oct. 27 at North Carolina A&T*
Nov. 3 HAMPTON*
 Nov. 10 at Howard*
 Nov. 17 vs. Florida A&M*

2006 RESULTS

Sept. 2 vs. Southern L, 29-30
 Sept. 9 SAVANNAH STATE W, 55-6
 Sept. 16 vs. South Carolina St.* W, 45-21
 Sept. 23 NORFOLK STATE* W, 22-21
 Sept. 30 at Morgan State* L, 14-28
 Oct. 7 DELAWARE STATE* L, 31-33
 Oct. 14 WINSTON-SALEM ST. W, 10-6
 Oct. 26 NC A&T* W, 70-7
Nov. 2 at Hampton* L, 17-34
 Nov. 11 HOWARD* L, 0-28
 Nov. 18 vs. Florida A&M L, 21-25

SPORTS INFORMATION

Football SID:Bryan J. Harvey
Office Phone:.....(386) 481-2206
Mobile Phone:.....(757) 268-4561
Fax:(386) 481-2238
Email:.....harveyb@cookman.edu
Website:www.BCCathletics.com

SERIES NOTES

- This is the 13th meeting between the Pirates and the Wildcats with Hampton holding an 8-4 advantage in the series. The Pirates have won the last three meetings and five of the last six.
- Former Hampton linebacker Justin Durant and former Wildcat defensive back Rashean Mathis are currently teammates with the Jacksonville Jaguars.

2007 OPPONENTS

FLORIDA A&M



GAME 10 • NOVEMBER 10, 2007 • ARMSTRONG STADIUM • HAMPTON, VA.

GENERAL INFORMATION

Location:Tallahassee, Fla.
Founded:1887
Enrollment:10,528
Nickname:Rattlers
Colors:Orange & Green
Conference: ...Mid-Eastern Athletic (MEAC)
Athletics Director:Nelson E. Townsend
Stadium:Bragg Memorial Stadium
Capacity:25,500
Press Box Phone:(850) 599-3631/3632
Postseason Appearances:9
Record:5-8
Last Appearance:2001
Result:L, 35-60 to Georgia Southern

COACHING STAFF

Head Coach:Rubin Carter
Alma Mater:Miami '75
Record at FAMU13-9 (2 years)
Career Record:13-9 (2 years)
Record vs. Hampton:0-2
Office Phone:(850) 599-3723
Best Time To Reach:Contact SID
Off. Coord./QB:Robert "Bob" Cole
Def. Coord./LB:Charles Huff
RB/Recruiting Coord.:Renato Diaz
Defensive Line/DE:William "Tim" Orr
Offensive Line:Kevin Thompson
Wide Receivers:Gary Harrell
Interior Def. Line:Marcus Hoover
Defensive Backs:Richard Shelton



**HEAD COACH RUBIN CARTER
 THIRD SEASON AT
 FLORIDA A&M**

TEAM INFORMATION

2006 Record:7-4
2006 Conference Record/Finish: ..5-3/T-4th
Final National Ranking:N/A
Lettermen Returning/Lost:58/15
Starters Returning/Lost:20/4
Offense:8/3
Defense:10/1
Basic Offense:Pro-Set, Spread
Basic Defense:4-3

SERIES HISTORY

Series Record:FAMU leads 10-5
In Hampton:FAMU leads 4-2
In Tallahassee:FAMU leads 3-2
Neutral Sites:FAMU leads 3-1
Last Meeting:HU 59, FAMU 7
 Nov. 11, 2006 (Tallahassee, Fl.)

TOP RETURNEES

Passing					
	Att.	Cmp.	Int.	Yds.	TD
Albert Chester	264	164	5	1,986	18
Rushing					
	Att.	Yds.	Avg.	TD	
Anthony Edwards	123	482	3.9	5	
Demitric Henry	70	414	5.9	2	
Receiving					
	No.	Yds.	Avg.	TD	
Willie Hayward	49	674	13.8	5	
Derek Williams	29	269	9.3	2	
Defense					
	UT	AT	TT	Sacks	Int.
Vernon Wilder	32	57	89	2	-
Jason Beach	48	22	70	-	4



ALBERT CHESTER

2007 SCHEDULE

Sept. 2 vs. Southern
 Sept. 8 DELAWARE STATE*
 Sept. 15 HOWARD*
 Sept. 29 vs. Tennessee State
 Oct. 6 vs. Winston-Salem State
 Oct. 13 at South Carolina State*
 Oct. 18 NORFOLK STATE*
 Oct. 27 at Morgan State*
 Nov. 3 NORTH CAROLINA A&T*
Nov. 10 at Hampton*
 Nov. 17 vs. Bethune-Cookman*

2006 RESULTS

Sept. 2 vs. Delaware State* L, 14-34
 Sept. 9 at Miami L, 10-51
 Sept. 16 at Howard* W, 31-23
 Sept. 23 WINSTON-SALEM W, 25-21
 Sept. 30 vs. Tennessee St. W, 25-22 (ot)
 Oct. 14 SOUTH CAROLINA* L, 21-28
 Oct. 21 at Norfolk State* W, 36-33 (ot)
 Oct. 28 MORGAN STATE* W, 24-23
 Nov. 4 at NC A&T* W, 45-12
Nov. 11 HAMPTON* L, 7-59
 Nov. 18 vs. Bethune-Cookman* W, 35-21

SPORTS INFORMATION

Football SID:Ronnie Johnson
Office Phone: (850) 561-2701/599-3200
Mobile Phone:(850) 443-5765
Fax:(850) 599-3206
Email:ronjon_2001@yahoo.com
Website:www.thefamurrattlers.com

SERIES NOTES

- The Rattlers are the only MEAC squad with a winning record (10-5) against the Pirates since Hampton joined the league in 1995.
- The Pirates have never defeated Florida A&M in back-to-back seasons.

2007 Opponents

2007 OPPONENTS SOUTHERN ILLINOIS



GAME 11 • NOVEMBER 17, 2007 • ARMSTRONG STADIUM • HAMPTON, VA.

GENERAL INFORMATION

Location:.....Carbondale, Ill.
 Founded:.....1869
 Enrollment:.....21,003
 Nickname:.....Salukis
 Colors:.....Maroon & White
 Conference:.....Gateway
 Athletics Director:.....Mario Moccia
 Stadium:.....McAndrew Field
 Capacity:.....17,324
 Press Box Phone:.....(618) 453-3049
 Postseason Appearances:.....5
 Record:.....5-4
 Last Appearance:.....2006
 Result: L, 3-20 to Montana in 2nd round

COACHING STAFF

Head Coach:.....Jerry Kill
 Alma Mater:.....Southwestern '83
 Record at SIU:.....43-30 (6 years)
 Career Record:.....92-55 (14 years)
 Record vs. Hampton:.....1st meeting
 Office Phone:.....(618) 453-3331
 Best Time To Reach:.....Mondays, 11 am
 Offensive Coordinator/OL
 Matt Limegrover
 Defensive Coordinator.....Tracy Claeys
 Quarterbacks.....Patrick Poore
 Linebackers.....Tom Matukewicz
 Safeties.....Jay Sawvel
 Wide Receivers.....Brian Anderson
 Running Backs.....Robert Reeves
 Defensive Line.....Bryce Saia
 Tight Ends.....Carl Mauck
 Cornerbacks.....Travis Stepps



**HEAD COACH JERRY KILL
SEVENTH SEASON AT
SOUTHERN ILLINOIS**

TEAM INFORMATION

2006 Record:.....9-4
 2006 Conference Record/Finish:..4-3/T-4th
 Final National Ranking:.....7th
 Lettermen Returning/Lost:.....54/23
 Starters Returning/Lost:.....13/11
 Offense:.....7/4
 Defense:.....5/6
 Basic Offense:.....Multiple
 Basic Defense:.....4-3

SERIES HISTORY

Series Record:.....1st meeting
 In Hampton:.....1st meeting
 In Carbondale:.....N/A
 Last Meeting:.....N/A

TOP RETURNEES

Passing		Att.	Cmp.	Int.	Yds.	TD
Nick Hill		196	121	4	1,721	15
Rushing		Att.	Yds.	Avg.	TD	
John Randle		96	489	5.1	4	
Nick Hill		91	382	4.2	6	
Receiving		No.	Yds.	Avg.	TD	
Alan Turner		22	411	18.7	6	
Phil Goforth		19	312	16.4	1	
Defense		UT	AT	TT	Sacks	Int.
Brandin Jordan		41	66	107	2.5	-
Trevor Moe		45	41	86	3.5	-



NICK HILL

2007 SCHEDULE

Aug. 30 QUINCY
 Sept. 8 at Northern Illinois
 Sept. 15 at Southern Utah
 Sept. 22 ARKANSAS-PINE BLUFF
 Sept. 29 at Indiana State
 Oct. 6 YOUNGSTOWN STATE
 Oct. 13 at Northern Iowa
 Oct. 20 MISSOURI STATE
 Nov. 3 at Western Illinois
 Nov. 10 ILLINOIS STATE
 Nov. 17 at Hampton

2006 RESULTS

Aug. 31 LOCK HAVEN W, 49-0
 Sept. 16 at Indiana W, 35-28
 Sept. 23 at Arkansas-Pine Bluff W, 48-16
 Sept. 30 INDIANA STATE W, 55-3
 Oct. 7 WESTERN ILLINOIS W, 31-24
 Oct. 14 at Illinois State L, 10-37
 Oct. 21 WESTERN KENTUCKY L, 24-27
 Oct. 28 at Missouri State W, 27-17
 Nov. 4 at Youngstown State L, 24-31
 Nov. 11 NORTHERN IOWA W, 47-23
 Nov. 18 SOUTHERN UTAH W, 59-0
 Nov. 25 UT-MARTIN W, 36-30
 Dec. 2 at Montana L, 3-20

SPORTS INFORMATION

Football SID:.....Tom Weber
 Office Phone:.....(618) 453-7235
 Mobile Phone:.....(618) 528-1111
 Fax:.....(618) 453-2648
 Email:.....tomweber@siu.edu
 Website:.....www.siusalukis.cstv.com

SERIES NOTES

- This is the first meeting between the Pirates and the Salukis.
- Hampton is 1-2 all-time against teams from the Gateway Conference with the last meeting coming in 2004 when the Pirates defeated Western Illinois 40-20 in Hampton.



Season in Review



2006 Stats

TEAM STATS

TEAM STATISTICS	HAM	OPP
SCORING	376	168
Points Per Game	31.3	14.0
FIRST DOWNS	237	186
Rushing	149	91
Passing	71	78
Penalty	17	17
RUSHING YARDAGE	2861	1616
Yards gained rushing	3327	2074
Yards lost rushing	466	458
Rushing Attempts	562	469
Average Per Rush	5.1	3.4
Average Per Game	238.4	134.7
TDs Rushing	32	16
PASSING YARDAGE	1798	1635
Att-Comp-Int	243-130-8	343-155-12
Average Per Pass	7.4	4.8
Average Per Catch	13.8	10.5
Average Per Game	149.8	136.2
TDs Passing	12	6
TOTAL OFFENSE	4659	3251
Total Plays	805	812
Average Per Play	5.8	4.0
Average Per Game	388.2	270.9
KICK RETURNS: #-YARDS	29-678	58-993
PUNT RETURNS: #-YARDS	52-715	21-152
INT RETURNS: #-YARDS	12-245	8-175
KICK RETURN AVERAGE	23.4	17.1
PUNT RETURN AVERAGE	13.8	7.2
INT RETURN AVERAGE	20.4	21.9
FUMBLES-LOST	17-10	24-10
PENALTIES-YARDS	113-1156	85-673
Average Per Game	96.3	56.1
PUNTS-YARDS	54-2240	87-3418
Average Per Punt	41.5	39.3
Net punt average	38.7	31.1
TIME OF POSSESSION/GAME	28:00	31:27
3RD-DOWN CONVERSIONS	57/163	54/186
3rd-Down Pct	35%	29%
4TH-DOWN CONVERSIONS	12/21	13/27
4th-Down Pct	57%	48%
SACKS BY-YARDS	33-235	19-139
MISC YARDS	31	0
TOUCHDOWNS SCORED	45	22
FIELD GOALS-ATTEMPTS	20-30	5-13
PAT-ATTEMPTS	44-45	15-17
ATTENDANCE	40709	58186
Games/Avg Per Game	5/8142	5/11637

SCORE BY QUARTERS	1st	2nd	3rd	4th	Total
Hampton	89	139	64	84	376
Opponents	46	34	43	45	168

INDIVIDUAL STATS

RUSHING	GP	ATT	GAIN	LOSS	NET	AVG	TD	LONG	AVG/G
COLEMAN, Alonzo	11	158	1111	59	1052	6.7	12	65	95.6
BEVERLY, Kevin	12	134	779	33	746	5.6	12	29	62.2
SHEPHERD, Princeton	11	65	278	122	156	2.4	2	40	14.2
MORGAN, Van	6	25	133	5	128	5.1	1	22	21.3
McDANIEL, Marquay	12	11	42	8	34	3.1	1	11	2.8
GILCHRIST, Jeremy	10	2	11	0	11	5.5	0	9	1.1
TEEL, Kevin	11	2	10	0	10	5.0	0	10	0.9
CUMMINGS, Jerry	3	3	7	0	7	2.3	0	4	2.3
LEWIS, Curtis	7	2	4	0	4	2.0	0	4	0.6
JONES, Onrea	12	2	1	2	-1	-0.5	0	1	-0.1
BLANCHARD, Jahmal	12	1	0	3	-3	-3.0	0	0	-0.2
TEAM	5	3	0	8	-8	-2.7	0	0	-1.6
MITCHELL, TJ	7	11	15	26	-11	-1.0	0	7	-1.6
SMITH, Antwan	2	1	0	11	-11	-11.0	0	0	-5.5
PATERINI, Andrew	12	1	0	13	-13	-13.0	0	0	-1.1
Total	12	421	2391	290	2101	5.0	28	65	175.1
Opponents	12	442	2117	490	1627	3.7	8	47	135.6

PASSING	GP	EFFIC	ATT-CMP-INT	PCT	YDS	TD	LONG	AVG/G
SHEPHERD, Princeton	11	155.45	222-150-4	67.6	1750	17	55	159.1
MITCHELL, TJ	7	111.98	68-37-1	54.4	372	3	33	53.1
JONES, Onrea	12	0.00	1-0-0	0.0	0	0	0	0.0
Total	12	144.76	291-187-5	64.3	2122	20	55	176.8
Opponents	12	97.61	313-151-16	48.2	1631	15	51	135.9

RECEIVING	GP	NO.	YDS	AVG	TD	LONG	AVG/G
McDANIEL, Marquay	12	59	786	13.3	14	55	65.5
JONES, Onrea	12	57	679	11.9	5	36	56.6
FAULKNER, Dereck	12	21	178	8.5	0	18	14.8
GILCHRIST, Jeremy	10	19	209	11.0	0	40	20.9
LOMAX, Ernie	9	10	102	10.2	0	45	11.3
BEVERLY, Kevin	12	9	56	6.2	1	16	4.7
PAYTON, Qutrell	5	4	44	11.0	0	16	8.8
COLEMAN, Alonzo	11	3	28	9.3	0	24	2.5
TEEL, Kevin	11	2	13	6.5	0	10	1.2
MORGAN, Van	6	1	24	24.0	0	24	4.0
LLOYD, Kyle	1	1	2	2.0	0	2	2.0
MITCHELL, TJ	7	1	1	1.0	0	1	0.1
Total	12	187	2122	11.3	20	55	176.8
Opponents	12	151	1631	10.8	15	51	135.9

PUNT RETURNS	NO.	YDS	AVG	TD	LONG
McDANIEL, Marquay	28	239	8.5	0	40
GILCHRIST, Jeremy	2	1	0.5	0	10
STRICKLAND, Larry	1	6	6.0	0	6
BAIRD, Henti	1	21	21.0	0	0
Total	32	267	8.3	0	40
Opponents	14	140	10.0	0	21

2006 Stats

INDIVIDUAL STATS

INTERCEPTIONS	NO.	YDS	AVG	TD	LONG
BAIN, Travarous	5	65	13.0	0	29
SWINTON, Derius	4	98	24.5	1	55
BANNISTER, Calvin	3	68	22.7	1	61
ROBINSON, Charles	1	45	45.0	1	45
FAIR, Marlon	1	10	10.0	0	10
JONES, Jimari	1	3	3.0	0	3
GOODE, Wakeem	1	24	24.0	0	24
Total	16	313	19.6	3	61
Opponents	5	2	0.4	0	2

KICK RETURNS	NO.	YDS	AVG	TD	LONG
TEEL, Kevin	23	718	31.2	1	92
LEWIS, Curtis	3	10	3.3	0	8
BROWN, Antonio	3	37	12.3	0	19
PAYTON, Qutrell	3	27	9.0	0	11
BANNISTER, Calvin	3	100	33.3	0	39
LOMAX, Ernie	1	18	18.0	0	18
Total	36	910	25.3	1	92
Opponents	63	1243	19.7	0	40

FUMBLE RETURNS	NO.	YDS	AVG	TD	LONG
BRYANT, Vernon	1	3	3.0	0	3
GOODE, Wakeem	1	13	13.0	0	13
Total	2	16	8.0	0	13
Opponents	1	0	0.0	0	0

TOTAL OFFENSE	G	PLAYS	RUSH	PASS	TOTAL	AVG/G
SHEPHERD, Princeton	11	287	156	1750	1906	173.3
COLEMAN, Alonzo	11	158	1052	0	1052	95.6
BEVERLY, Kevin	12	134	746	0	746	62.2
MITCHELL, TJ	7	79	-11	372	361	51.6
MORGAN, Van	6	25	128	0	128	21.3
McDANIEL, Marquay	12	11	34	0	34	2.8
GILCHRIST, Jeremy	10	2	11	0	11	1.1
TEEL, Kevin	11	2	10	0	10	0.9
CUMMINGS, Jerry	3	3	7	0	7	2.3
LEWIS, Curtis	7	2	4	0	4	0.6
JONES, Onrea	12	3	-1	0	-1	-0.1
BLANCHARD, Jeremy	12	1	-3	0	-3	-0.2
TEAM	5	3	-8	0	-8	-1.6
SMITH, Antwan	2	1	-11	0	-11	-5.5
PATERINI, Andrew	12	1	-13	0	-13	-1.1
Total	12	712	2101	2122	4223	351.9
Opponents	12	755	1627	1631	3258	271.5

FIELD GOALS	FGM-FGA	PCT	01-19	20-29	30-39	40-49	50-99	LG	BLK
PATERINI, Andrew	16-21	76.2	0-0	7-8	5-6	4-6	0-1	47	2

FG SEQUENCE	HAMPTON	OPPONENTS
Grambling State	(47), 39, 40, (37)	32, 44
Howard	(27), (34), (26), (22)	42
North Carolina A&T	47	-
Morgan State	(28)	38
Delaware State	(39), 28	-
Central State (OH)	-	-
Norfolk State	-	(47), (33), 43
South Carolina State	(38), (41)	(30), 40, (32), 37
Winston-Salem State	(25), (44)	(36)
Bethune-Cookman	(31), 51, (26)	(25), 48
Florida A&M	(25)	-
New Hampshire	(43)	-

Numbers in (parentheses) indicate field goal was made.

ALL PURPOSE	G	RUSH	REC	PR	KOR	IR	TOT	AVG/G
COLEMAN, Alonzo	11	1052	28	0	0	0	1080	98.2
McDANIEL, Marquay	12	34	786	239	0	0	1059	88.2
BEVERLY, Kevin	12	746	56	0	0	0	802	66.8
TEEL, Kevin	11	10	13	0	718	0	741	67.4
JONES, Onrea	12	-1	679	0	0	0	678	56.5
GILCHRIST, Jeremy	10	11	209	1	0	0	221	22.1
FAULKNER, Dereck	12	0	178	0	0	0	178	14.8
BANNISTER, Calvin	12	0	0	0	100	68	168	14.0
SHEPHERD, Princeton	11	156	0	0	0	0	156	14.2
MORGAN, Van	6	128	24	0	0	0	152	25.3
LOMAX, Ernie	9	0	102	0	18	0	120	13.3
SWINTON, Derius	12	0	0	0	0	98	98	8.2
PAYTON, Qutrell	5	0	44	0	27	0	71	14.2
BAIN, Travarous	12	0	0	0	0	65	65	5.4
ROBINSON, Charles	7	0	0	0	0	45	45	6.4
BROWN, Antonio	3	0	0	0	37	0	37	12.3
GOODE, Wakeem	11	0	0	0	0	24	24	2.2
BAIRD, Henti	11	0	0	21	0	0	21	1.9
LEWIS, Curtis	7	4	0	0	10	0	14	2.0
FAIR, Marlon	12	0	0	0	0	10	10	0.8
CUMMINGS, Jerry	3	7	0	0	0	0	7	2.3
STRICKLAND, Larry	6	0	0	6	0	0	6	1.0
JONES, Jimari	10	0	0	0	0	3	3	0.3
LLOYD, Kyle	1	0	2	0	0	0	2	2.0
BLANCHARD, Jahmal	12	-3	0	0	0	0	-3	-0.2
TEAM	5	-8	0	0	0	0	-8	-1.6
MITCHELL, TJ	7	-11	1	0	0	0	-10	-1.4
SMITH, Antwan	2	-11	0	0	0	0	-11	-5.5
PATERINI, Andrew	12	-13	0	0	0	0	-13	-1.1
Total	12	2101	2122	267	910	313	5713	476.1
Opponents	12	1627	1631	140	1243	2	4643	386.9

2006 Stats

INDIVIDUAL STATS

SCORING	TD	FGS	PATs			PASS	DXP	SAF	POINTS
			KICK	RUSH	RCV				
PATERINI, Andrew	0	16-21	48-52	0-0	0	0-0	0	0	96
McDANIEL, Marquay	15	0-0	0-0	0-0	0	0-0	0	0	90
BEVERLY, Kevin	13	0-0	0-0	0-0	0	0-0	0	0	78
COLEMAN, Alonzo	12	0-0	0-0	0-0	0	0-0	0	0	72
JONES, Onrea	5	0-0	0-0	0-0	0	0-0	0	0	30
SHEPHERD, Princeton	2	0-0	0-0	0-0	0	0-0	0	0	12
SWINTON, Derius	1	0-0	0-0	0-0	0	0-0	0	0	6
TEEL, Kevin	1	0-0	0-0	0-0	0	0-0	0	0	6
BANNISTER, Calvin	1	0-0	0-0	0-0	0	0-0	0	0	6
MORGAN, Van	1	0-0	0-0	0-0	0	0-0	0	0	6
ROBINSON, Charles	1	0-0	0-0	0-0	0	0-0	0	0	6
TEAM	0	0-0	0-0	0-0	0	0-0	0	1	2
Total	52	16-21	48-52	0-0	0	0-0	0	1	410
Opponents	23	6-14	18-22	0-1	0	0-0	0	0	174

DEFENSIVE STATS

GP	Tackles			TFL-YDS	Sacks	Pass Def		QBH	Fumbles		Blkd	SAF	
	SOLO	AST	TOTAL			INT-YDS	BRUP		RCV-YDS	FF			KICK
52 DURANT, Justin	11	65	33	98	13.0-48	1.0-6	.	5	1	1-0	.	.	
7 FAIR, Marlon	12	39	34	73	4.0-10	0.5-3	1-10	3	1	.	2	.	
98 LANGFORD, Kendall	12	32	23	55	15.5-79	8.0-57	.	1	2	.	1	1	
46 SAPP, Demarius	12	28	26	54	6.5-25	2.0-17	.	.	.	1-0	.	.	
24 SWINTON, Derius	12	33	20	53	3.0-7	.	4-98	4	.	1-0	.	1	
90 BLIZZARD, Alden	11	23	15	38	10.5-42	3.5-27	.	1	3	.	1	.	
25 BANNISTER, Calvin	12	28	6	34	1.5-2	.	3-68	8	.	.	.	2	
5 LEWIS, Ray	10	15	15	30	1.0-3	2	
23 BAIRD, Henti	11	18	11	29	3.0-17	1.0-7	.	1	1	.	.	1	
49 GOODE, Wakeem	11	19	9	28	7.5-56	5.0-47	1-24	.	2	1-13	1	.	
54 JONES, Jimari	10	13	14	27	4.5-20	0.5-7	1-3	
94 DIXON, Marcus	8	10	15	25	5.5-24	4.0-21	.	.	.	1-0	.	.	
97 BRYANT, Vernon	11	9	15	24	4.5-20	3.5-19	.	.	.	2-3	.	.	
1 BAIN, Travarous	12	14	5	19	1.5-2	.	5-65	6	.	.	1	.	
10 PRESTON, Pat	8	10	7	17	2.5-13	1.5-8	.	2	.	.	1	.	
40 DRAYTON, Joey	7	9	7	16	6.5-23	1.0-5	
38 MALLORY, Jermaine	9	9	6	15	2.0-3	
58 ROBINSON, Charles	7	8	6	14	0.5-1	.	1-45	
99 SANDS, Donnell	6	9	5	14	5.5-12	1.0-5	
14 KNOX, Reginald	6	7	4	11	.	.	.	1	.	2-0	.	.	
92 ABRAMS, James	6	4	5	9	0.5-1	
43 FRAZIER, Franklin	5	4	4	8	0.5-1	
41 STRICKLAND, Larry	6	2	4	6	1	.	
50 SWETT, Michael	4	2	3	5	1.0-1	
36 STEWARD, Ralph	4	4	1	5	1.0-2	1	.	
31 LYON, Tobin	3	3	2	5	
37 PATERINI, Andrew	12	4	.	4	
95 YOUNG, Charles	3	4	.	4	1.0-8	1.0-8	.	.	.	1-0	1	.	
96 EVANS, Donald	3	3	1	4	
33 PAYTON, Qutrell	5	2	1	3	
27 MORGAN, Van	6	2	1	3	
6 PARKER, Robert	3	1	2	3	.	.	.	1	
83 OMEALLY, Brian	2	2	1	3	
8 FAULKNER, Dereck	12	2	.	2	
17 MANSFIELD, Vaughn	2	2	.	2	
71 LAMAR, Akeem	2	1	.	1	
45 BARNES, Furnace	1	.	1	1	
48 HARRIS, Darrell	1	.	1	1	
35 LEWIS, Curtis	7	1	.	1	
3 SMITH, Antwan	2	.	1	1	
2 McDANIEL, Marquay	12	.	1	1	
16 TEEL, Kevin	11	.	1	1	
9 CUMMINGS, Jerry	3	1	.	1	1	.	
81 JONES, Onrea	12	1	.	1	
TM TEAM	5	1	
Total	12	443	306	749	102-420	34-238	16-313	33	10	10-16	9	9	1
Opponents	12	439	300	739	68-270	24-130	5-2	22	2	11-0	7	3	.

2006 Superlatives

HAMPTON INDIVIDUAL GAME HIGHS

Rushes	29	BEVERLY, Kevin vs. North Carolina A&T
Yards Rushing	204	BEVERLY, Kevin vs. North Carolina A&T
TD Rushes	4	BEVERLY, Kevin vs. North Carolina A&T COLEMAN, Alonzo at Florida A&M
Long Rush	65	COLEMAN, Alonzo vs. New Hampshire
Pass attempts	32	SHEPHERD, Princeton vs. New Hampshire
Pass completions	24	SHEPHERD, Princeton vs. New Hampshire
Yards Passing	250	SHEPHERD, Princeton vs. Howard
TD Passes	4	SHEPHERD, Princeton vs. Norfolk State
Long Pass	55	SHEPHERD, Princeton vs. Grambling State
Receptions	8	McDANIEL, Marquay vs. Winston-Salem State JONES, Onrea vs. New Hampshire
Yards Receiving	115	McDANIEL, Marquay vs. Norfolk State
TD Receptions	3	McDANIEL, Marquay vs. Central State McDANIEL, Marquay vs. Norfolk State McDANIEL, Marquay vs. Grambling State
Long Reception	55	McDANIEL, Marquay vs. Grambling State
Field Goals	4	PATERINI, Andrew vs. Howard
Long Field Goal	47	PATERINI, Andrew vs. Grambling State
Punts	5	BLANCHARD, Jahmal at Delaware State BLANCHARD, Jahmal at South Carolina State BLANCHARD, Jahmal vs. Central State
Punting Avg	48.3	BLANCHARD, Jahmal vs. Central State
Long Punt	71	BLANCHARD, Jahmal vs. Winston-Salem State
Long Punt Return	40	McDANIEL, Marquay vs. Morgan State
Long Kickoff Return	92	TEEL, Kevin at Delaware State
Tackles	14	DURANT, Justin vs. New Hampshire
Sacks	3.0	GOODE, Wakeem vs. Norfolk State LANGFORD, Kendall vs. Bethune-Cookman
Tackles For Loss	4.5	LANGFORD, Kendall vs. Morgan State
Interceptions	2	BAIN, Travarous vs. North Carolina A&T

HAMPTON TEAM GAME HIGHS

Rushes	47	vs. Howard
Yards Rushing	287	vs. Bethune-Cookman
Yards Per Rush	8.0	vs. Howard
TD Rushes	7	at Florida A&M
Pass attempts	32	at Florida A&M
Pass completions	24	vs. New Hampshire
Yards Passing	286	vs. New Hampshire
Yards Per Pass	10.6	vs. Howard
TD Passes	4	vs. Norfolk State
Total Plays	74	vs. Norfolk State
Total Offense	573	vs. Howard
Yards Per Play	8.0	vs. Howard
Points	59	at Florida A&M
Sacks By	5	at Florida A&M
		vs. Norfolk State
		vs. Bethune-Cookman
First Downs	29	vs. New Hampshire
Penalties	14	vs. Howard
Penalty Yards	135	vs. Bethune-Cookman
Turnovers	3	vs. Bethune-Cookman
		at Delaware State
Interceptions By	2	vs. Bethune-Cookman
		vs. North Carolina A&T
		vs. Morgan State
		vs. Central State
		vs. Norfolk State
		at Florida A&M

OPPONENT INDIVIDUAL GAME HIGHS

Rushes	23	MOSS, Derrick vs. Central State
Yards Rushing	114	McCOY, Cleveland at South Carolina State
TD Rushes	2	MILLER, H. vs. North Carolina A&T
Long Rush	47	BRANCHE, D. vs. Norfolk State
Pass attempts	41	LANDERS, Brandon vs. Grambling State
Pass completions	27	SANTOS, Ricky vs. New Hampshire
Yards Passing	315	SANTOS, Ricky vs. New Hampshire
TD Passes	5	SANTOS, Ricky vs. New Hampshire
Long Pass	51	LANDERS, Brandon vs. Grambling State
Receptions	9	LEVAN, Keith vs. New Hampshire
Yards Receiving	99	LEVAN, Keith vs. New Hampshire
TD Receptions	2	BALL, David vs. New Hampshire
Long Reception	51	BRIDGES, LaKeldrick vs. Grambling State
Field Goals	2	GOMEZ, Antonio vs. Norfolk State GASTON, Michael at South Carolina State GOMEZ, Antonio vs. Norfolk State
Long Field Goal	47	GOMEZ, Antonio vs. Norfolk State
Punts	9	BRITE, Josh at Delaware State
Punting Avg	50.0	DANDRIGE, Brian vs. Morgan State
Long Punt	60	TAYLOR, Wesley at Florida A&M
Long Punt Return	21	HENRY, Dominique at South Carolina State
Long Kickoff Return	40	KACKERT, Chad vs. New Hampshire
Tackles	14	BIGGS, Nathaniel vs. Winston-Salem State
Sacks	2.0	SAWYER, Brandon vs. Norfolk State
Tackles For Loss	2.5	HOLMAN, Jason vs. Winston-Salem State
Interceptions	1	LANGFORD, Bryan vs. Grambling State YATES, J. vs. North Carolina A&T McFADDEN, Marsha at South Carolina State BALLARD, Ben vs. Bethune-Cookman WILLIAMS, M. vs. Bethune-Cookman

OPPONENT TEAM GAME HIGHS

Rushes	51	at South Carolina State
Yards Rushing	268	at South Carolina State
Yards Per Rush	5.8	vs. Howard
TD Rushes	2	vs. North Carolina A&T
Pass attempts	42	vs. Grambling State
Pass completions	27	vs. New Hampshire
Yards Passing	315	vs. New Hampshire
Yards Per Pass	7.9	vs. New Hampshire
TD Passes	5	vs. New Hampshire
Total Plays	75	vs. New Hampshire
Total Offense	5.5	vs. New Hampshire
Points	41	vs. New Hampshire
Sacks By	5	vs. Norfolk State
First Downs	26	vs. New Hampshire
Penalties	9	at Delaware State
		vs. Central State
		vs. Bethune-Cookman
Penalty Yards	89	vs. Morgan State
Turnovers	4	at Florida A&M
Interceptions By	2	vs. Bethune-Cookman

2006 Game-by-Game Team Stats

OPPONENT	SCORE	FIRST DOWNS	RUSHING NUMBER-YARDS	PASSING ATT.-COMP.-INT	YARDS	TOTAL OFFENSE PLAYS	YARDS	RETURN YARDS	PENALTY YARDS	TURN-OVERS
Grambling State	27-26	19/19	42-203/30-32	27-14-1/42-21-1	209/273	69/72	412/305	110/134	71/40	2/2
HOWARD	46-7	29/17	47-287/35-204	27-19-0/29-15-1	286/125	74/64	573/329	114/146	61/26	0/2
NORTH CAROLINA A&T	48-14	24/13	39-246/29-104	31-18-1/23-11-2	159/106	70/52	405/210	151/107	50/43	2/2
Morgan State	26-7	14/12	29-127/40-133	18-12-0/20-9-2	121/100	47/60	248/233	112/57	106/89	2/2
Delaware State	29-14	11/8	35-105/32-48	17-12-0/19-10-1	121/73	52/51	226/121	160/120	41/61	3/3
Central State (OH)	42-12	18/18	20-99/47-180	25-18-0/25-10-2	218/111	45/72	317/291	111/89	99/66	2/3
NORFOLK STATE	42-13	19/16	35-119/33-158	24-15-0/29-15-2	234/164	59/62	353/322	124/101	53/57	1/2
South Carolina State	6-13	11/18	22-50/51-268	26-16-1/14-8-0	151/81	48/65	201/349	59/92	29/50	1/0
WINSTON-SALEM STATE	13-3	22/17	37-192/50-202	27-17-0/15-4-1	144/67	64/65	336/269	47/42	81/42	0/1
BETHUNE-COOKMAN	34-17	24/17	47-249/24-124	18-10-2/29-11-1	139/137	65/53	388/261	100/109	135/80	3/3
Florida A&M	59-7	20/13	32-256/36-78	19-12-0/28-10-2	154/79	51/64	410/157	197/192	72/32	0/4
NEW HAMPSHIRE	38-41	18/26	36-168/35-96	32-24-0/40-27-1	186/315	68/75	354/411	221/196	60/24	0/2
Totals	410-174	229/194	421-2101/442-1627	291-187-5/313-151-16	2122/1631	712/755	4223/3258	1506/1385	858/610	16/26

Note: Game totals are displayed in the format TEAM/OPPONENT for each category

OPPONENT	3RD DOWN CONVERSIONS	4TH DOWN CONVERSIONS	TIME OF POSSESSION	TOP MARGIN	AVG YDS/RUSH	AVG YDS/PASS	AVG YDS/PLAY	PUNTING NUMBER-AVG
Grambling State	5-14/9-18	0-1/1-1	47:55/27:05	20:50	4.8/1.1	7.7/6.5	6.0/4.2	4-36.5/6-42.2
HOWARD	7-14/2-12	0-1/0-1	33:16/26:44	6:32	6.1/5.8	10.6/4.3	7.7/5.1	2-39.5/7-30.6
NORTH CAROLINA A&T	10-15/3-9	2-2/0-0	32:43/27:17	5:26	6.3/3.6	5.1/4.6	5.8/4.0	1-45.0/6-26.3
Morgan State	3-8/6-15	0-0/1-2	25:43/34:17	-8:34	4.4/3.3	6.7/5.0	5.3/3.9	4-39.5/4-32.8
Delaware State	4-11/2-14	1-1/1-1	28:41/31:19	-2:38	3.0/1.5	7.1/3.8	4.3/2.4	5-40.4/9-35.4
Central State (OH)	3-8/5-15	0-0/0-2	20:07/39:53	-19:46	4.9/3.8	8.7/4.4	7.0/4.0	3-48.3/5-21.6
NORFOLK STATE	8-13/1-12	1-2/2-3	29:53/30:07	0:14	3.4/4.8	9.8/5.7	6.0/5.2	4-39.2/4-36.5
South Carolina State	4-12/5-13	0-1/1-1	25:02/34:58	-9:56	2.3/5.3	5.8/5.8	4.2/5.4	5-45.6/3-40.7
WINSTON-SALEM STATE	5-12/4-15	0-1/0-2	28:15/31:45	-3:30	5.2/4.0	5.3/4.5	5.2/4.1	5-41.8/5-44.2
BETHUNE-COOKMAN	3-9/3-12	0-0/0-0	35:29/24:31	10:58	5.3/5.2	7.7/4.7	6.0/4.9	3-29.0/6-25.2
Florida A&M	2-8/3-14	1-2/1-2	24:13/35:47	-11:34	8.0/2.2	8.1/2.8	8.0/2.5	3-21.0/8-44.5
NEW HAMPSHIRE	5-14/8-16	1-3/3-3	31:47/28:13	3:34	4.7/2.7	5.8/7.9	5.2/5.5	5-30.4/5-35.8
Totals	59-138/51-165	6-14/10-18	363:04/371:56	-8:52	5.0/3.7	7.3/5.2	5.9/4.3	44-38.0/68-34.7

Note: Game totals are displayed in the format TEAM/OPPONENT for each category

**10-2 Overall, 7-1 MEAC
5-1 HOME, 2-1 AWAY, 3-0 NEUTRAL**

DATE	OPPONENT	W/L	SCORE	ATTENDANCE
Sept. 2	vs. Grambling State	W	27-26 (ot)	
Sept. 9	HOWARD	W	46-7	12,188
Sept. 16	NORTH CAROLINA A&T	W	48-14	5,180
Sept. 23	vs. Morgan State	W	26-7	53,588
Sept. 30	at Delaware State	W	29-14	5,449
Oct. 7	vs. Central State (OH)	W	42-12	31,597
Oct. 14	NORFOLK STATE	W	42-13	18,157
Oct. 21	at South Carolina State	L	6-13	9,090
Oct. 28	WINSTON-SALEM STATE	W	13-3	17,523
Nov. 2	BETHUNE-COOKMAN	W	34-17	4,129
Nov. 11	at Florida A&M	W	59-7	13,722
Nov. 25	#9 NEW HAMPSHIRE	L	38-41	3,401

2006 Game Recaps

Game #1 – Hampton 27, Grambling State 26

September 2, 2006 – Birmingham, Alabama

Legion Field

It may have been a year later than most would have preferred, but the 13th ranked Pirates of Hampton University showed that they're still the team to beat in black college football after defeating No. 23 Grambling State, 27-26 in overtime in the Ford MEAC-SWAC Challenge. The two teams shared the SBN Black College National Championship in 2005, but Derius Swinton's blocked extra point and solid play from some Hampton reserves helped the Pirates win their season opener and their fifth consecutive game over the Tigers.



After forcing Grambling to go 3-and-out on its first possession, the Pirates jumped on the board first with a quick strike on their first ensuing play from scrimmage. Princeton Shepherd found a wide open Marquay McDaniel for a 55-yard touchdown after the Tiger defense was drawn in with a flea-flicker. Alonzo Coleman took the handoff from Shepherd and headed into the middle of the line before pitching it back to the senior signal caller who tossed his 32nd career touchdown pass, giving the Pirates a 7-0 lead with 10:47 to go in the first.

Grambling matched Hampton on its next possession, putting together an 11-play, 78-yard drive. Quarterback Brandon Landers moved the

ball around hitting Henry Tolbert for 33 yards and LaKeldric Bridges for 16 more before tossing an 11-yard strike into the hands of Clyde Edwards to tie the game.

A short field helped the Pirates get their next score as they took over at the Grambling 47-yard line after a punt by Tim Manuel. Coleman rushed twice for 22 yards and Van Morgan added four more before Andrew Paterini kicked a 47-yard field goal for a 10-7 Pirate lead.

The score remained there through the first half thanks to a strong defensive effort by Hampton and some Pirate miscues in the kicking game. Hampton allowed the Tigers to cross midfield just once in their next four possessions, one ending with a spectacular interception by senior cornerback Calvin Bannister. The Pirates moved deep into Grambling territory on two occasions, but came away empty both times. The first Hampton drive stalled at the GSU 22-yard line and Paterini's 39-yard field goal attempt hit the right upright and was no good. Another Paterini attempt from 40 yards was blocked by Melvin Matthews to account for the 10-7 halftime score.

Despite dominating the first half statistically, Hampton only led by three points. The Pirates outrushed the Tigers 91 yards to zero, had 211 total yards to Grambling's 114 and forced the Tigers into 3-and-out three times, while also picking off a pass. Shepherd completed 8-of-11 pass attempts for 120 yards and a score and Coleman ran 12 times for 78 yards, but neither would return after the break.

Grambling State coach Melvin Spears and the Tigers emerged from the locker room determined to improve upon their first half offensive struggles and they did just that. Ab Kuuan and Landry Carter accounted for consecutive first downs on the ground and a pass interference call on Hampton's George Knox added another, giving Grambling the ball at the HU 25-yard line. Kuuan was stopped by Justin Durant and Pat Preston for a loss of four yards, but that just seemed to give the Tigers more room for Landers to find Tolbert in the end zone for a 29-yard touchdown. Tolbert beat Preston on a post across the middle to cap a 12-play, 81-yard drive that took just over five minutes.

The Pirates went 3-and-out on their first possession of the second half and quickly faced a 20-10 deficit when Bridges blew past Hampton's Reginald Knox for an easy 51-yard scoring toss from Landers. Kendall Langford broke through the line for what would be the first of three crucial blocked kicks for Hampton, but the Tigers still led.

Thrust into action in the first half when starters Princeton Shepherd and Alonzo Coleman were forced to leave with severe cramps, West Virginia transfer TJ Mitchell and the HU reserve running backs Van Morgan and Kevin Beverly came into their own. Mitchell found his former high school teammate Jeremy Gilchrist for a 9-yard gain and Morgan rushed for 33 of his game-high 82 yards during a 53-yard scoring drive that ended with a 37-yard field goal by Paterini that made the score Grambling State 20, Hampton 13 with under three minutes to play in the third.

An action packed fourth quarter began when the Tigers took over at the HU 4-yard line following a fumbled punt return by Gilchrist. Hoping to limit the Tigers to a field goal, the Pirate defense stood its ground and drove the Tigers back. Travarous Bain nearly intercepted a Landers' pass in the end zone and Durant stuffed Kuuan for a 6-yard loss. Grambling settled for a 32-yard field goal attempt by Manuel, but Ray Lewis came up with another block to keep the score at 20-13 Grambling.

With the Tigers still leading and starting a new drive with 3:40 to play, it appeared that GSU was in full control. However, the Hampton defense had other thoughts. The Pirates limited Grambling to just one yard on the first two plays from scrimmage and on third down Alden Blizzard sacked Landers and forced a fumble that was recovered by Vernon Bryant at the Tigers' 13-yard line.

Using his feet to scramble and avoid the Grambling pass rush, Mitchell rolled to his right and found Onrea Jones at the pylon for a 9-yard touchdown with 1:10 remaining and the extra point knotted the game at 20 apiece.

Grambling opened the potential game-winning drive at its own 29-yard line and promptly drove down the field. Landers completed passes to Tolbert, Tim Abney and Edwards to put the Tigers inside the Hampton 30-yard line, but Tim Manuel's 44-yard field goal attempt as time expired sailed wide left to send the game into overtime.

Hampton had the first possession of overtime and used it accordingly when Mitchell found Beverly out of the Pirate backfield for a 10-yard score and a 27-20 lead. The Tigers took their turn next and faced with a critical 3rd-and-7, Landers connected with Tolbert for a gain of 10 yards to keep the Grambling drive alive. Landers then found Tim Abney in the end zone from 12-yards out on the ensuing play and the Tigers were just an extra point away from another overtime. But once again, the Tigers field goal block team came through as Derius Swinton exploded through the line and took the ball off the foot of Manuel to seal the victory for the Pirates.

Score by Quarters	1	2	3	4	OT	Final
Grambling State	7	0	13	0	6	26
Hampton University	7	3	3	7	7	27

1st	10:47	Hampton - McDaniel 55 yd pass from Shepherd (Paterini kick)
	06:38	Grambling State - Edwards 11 yd pass from Landers (Manuel kick)
2nd	14:01	Hampton - Paterini 47 yd field goal
3rd	09:21	Grambling State - Tolbert 29 yd pass from Landers (Manuel kick)
	06:59	Grambling State - Bridges 51 yd pass from Landers (Manuel kick blocked)
	02:43	Hampton - Paterini 37 yd field goal
4th	01:10	Hampton - Jones 9 yd pass from Mitchell (Paterini kick)
OT	00:00	Hampton - Beverly 10 yd pass from Mitchell (Paterini kick)
	00:00	Grambling State - Abney 12 yd pass from Landers (Manuel kick blocked)

Team Statistics	GSU	HAM
First Downs	19	19
Rushing Yards	32	203
Passing Yards	273	209
Comp-Att-Int	21-42-1	14-27-1
Total Offense	305	412
Fumbles/Lost	2/1	1/1
Penalties/Yards	7/40	9/71
Punts/Average	6/42.2	4/36.5
Punt Returns/Yards	1/9	3/39
Kickoff Returns/Yards	5/123	3/71
Time of Possession	27:05	32:55

INDIVIDUAL LEADERS

RUSHING: GSU – A. Kuuan, 17-37; L. Carter, 4-9; C. Edwards, 1-3; B. Landers, 8-(-17). HAM – V. Morgan, 14-82; A. Coleman, 12-72; K. Beverly, 8-34; M. McDaniel, 3-8; T. Mitchell, 3-4; P. Shepherd, 2-3.

PASSING: GSU – B. Landers, 41-21-1, 273, 4 TD. HAM – T. Mitchell, 16-6-1, 89, 2 TD; P. Shepherd, 11-8-0, 120, 1 TD.

RECEIVING: GSU – L. Bridges, 6-94, 1 TD; C. Edwards, 6-36, 1 TD; H. Tolbert, 4-78, 1 TD; T. Abney, 4-56, 1 TD; C. Byrd, 1-9. HAM – M. McDaniel, 6-113, 1 TD; O. Jones, 4-42, 1 TD; V. Morgan, 1-24; E. Lomax, 1-11; K. Beverly, 1-10, 1 TD; J. Gilchrist, 1-9.

Game #2 – Hampton 46, Howard 7


September 9, 2006 – Hampton, Virginia

Armstrong Stadium (12,188)

Walter Payton Award candidate Alonzo Coleman rushed for 172 yards and three touchdowns to become Hampton's all-time leading rusher and scorer, while guiding the 14th ranked Pirates to a 46-7 victory over Howard in the Mid-Eastern Athletic Conference (MEAC) opener for both teams. Princeton Shepherd also passed for 250 yards and two scores as the Pirate offense racked up 573 yards of total offense to Howard's 329.

2006 Game Recaps

After driving inside of the Howard (0-1, 0-1 MEAC) 20-yard line on two first quarter possessions, the Pirate offense sputtered and was forced to settle for field goals of 27 and 34 yards by Andrew Paterini and a 6-0 lead at the end of one period.



Hampton (2-0, 1-0 MEAC) wasted little time scoring in the second frame, when on their third play from scrimmage Coleman raced around the right side for a 29-yard touchdown tying Montrell Coley for Hampton's all-time touchdown mark with 54. A Howard penalty on the ensuing kickoff pinned the Bison deep in their own territory and the Pirates never let up, gaining possession at the Howard 39-yard line.

Shepherd and the Hampton air attack took it in from there with a 10-yard completion to Marquay McDaniel, an 11-yard strike to Onrea Jones and capping it with a 12-yard touchdown pass to McDaniel on a post corner. Paterini's

extra point was good and the Pirates were up 20-0 with 8:25 to play before halftime.

The Bison offense managed to drive 58 yards on its next possession behind Floyd Haigler who was one of three Howard players to take snaps from under center. However, on 4th-and-4 from the Hampton 23-yard line, Haigler hit Frank Berchie in the flats and Justin Durant (10 tackles) stopped him one yard short to give the Pirates the ball on downs.

Howard again put together another solid drive to open the second half, this time with starter William Blanden back at quarterback. Blanden reeled off a 16-yard run and back-to-back 12-yard completions to Larry Duncan and Stephane Assoumou to move the Bison down to the 25-yard line of the Pirates. They were forced to settle for a 42-yard field goal attempt from Dennis Wiehberg, but the attempt fell short and the Pirates capitalized immediately.

Six plays, 75 yards and two minutes and 41 seconds later, Coleman ran in from 16 yards out to become the Pirates all-time leader in total touchdowns with 55 and give the Pirates a 27-0 lead.

Things were looking up for the Bison when Berchie burst up the middle for a huge gain, but Hampton's Travarous Bain stripped him of the ball after a gain of 46 yards and Durant recovered to put a stop to the Howard threat.

Another Howard turnover led to Hampton's next touchdown as Henti Baird tipped a Martin Decembert pass into the hands of fellow Pirate linebacker Jimari Jones who returned it to the Bison 45. Following a 16-yard gain by Coleman, Shepherd and Jones connected again, this time for a 29-yard scoring strike and a 33-0 Hampton advantage at the end of three quarters.

Coleman not only put Hampton in front 40-0 with a 2-yard fourth quarter touchdown, but the run also put him in sole possession of Hampton's all-time rushing record with 3,840 yards and the school's all-time scoring record with 330 career points, again surpassing Coley's 326.

Trailing 43-0, the Bison were poised to prevent a shutout and did so when Decembert found Assoumou on a 33-yard post with 2:32 remaining.

Paterini added his fourth field goal as time expired to provide the final 46-7 margin.

Score by Quarters	1	2	3	4	Final
Howard University	0	0	0	7	7
Hampton University	6	14	13	13	46

1st	08:04	Hampton - Paterini 27 yd field goal
	00:31	Hampton - Paterini 34 yd field goal
2nd	11:50	Hampton - Coleman 29 yd run (Paterini kick)
	08:25	Hampton - McDaniel 12 yd pass from Shepherd (Paterini kick)
3rd	08:19	Hampton - A. Coleman 16 yd run (Paterini kick)
	01:45	Hampton - Jones 29 yd pass from Shepherd (Paterini kick failed)
4th	12:06	Hampton - Coleman 2 yd run (Paterini kick)
	05:43	Hampton - Paterini 26 yd field goal
	02:32	Howard - Assoumou 33 yd pass from Decembert (Wiehberg kick)
	00:00	Hampton - Paterini 22 yd field goal

Team Statistics	HOW	HAM
First Downs	17	29
Rushing Yards	204	287
Passing Yards	125	286
Comp-Att-Int	15-29-1	19-27-0
Total Offense	329	573
Fumbles/Lost	1/1	1/0
Penalties/Yards	4/26	9/61

Punts/Average	7/30.6	2/39.5
Punt Returns/Yards	0/0	3/27
Kickoff Returns/Yards	9/146	2/84
Time of Possession	26:44	33:16

INDIVIDUAL LEADERS

RUSHING: HOW - K. Coleman, 8-69; W. Blanden, 7-56; M. Decembert, 8-38; A. Rutherford, 6-26; F. Berchie, 2-10; F. Haigler, 4-5. HAM - A. Coleman, 25-172, 3 TD; K. Beverly, 12-67; P. Shepherd, 10-48.

PASSING: HOW - F. Haigler, 11-6-0, 25; M. Decembert, 9-5-1, 57, 1 TD; W. Blanden, 9-4-0, 43. HAM - P. Shepherd, 23-17-0, 250, 2 TD; T. Mitchell, 4-2-0, 36.

RECEIVING: HOW - S. Assoumou, 4-60, 1 TD; L. Duncan, 2-21; T. Perry, 2-14; K. Coleman, 2-10; L. Hellams, 1-15; C. Richards, 1-4; A. Hood, 1-3; F. Berchie, 1-3; A. Rutherford, 1-(-5). HAM - M. McDaniel, 7-104, 1 TD; O. Jones, 5-83, 1 TD; J. Gilchrist, 4-67; D. Faulkner, 2-27; E. Lomax, 1-5.

Game #3 - Hampton 48, North Carolina A&T 14

September 16, 2006 - Hampton, Virginia
Armstrong Stadium (5,180)

Making his first career start in place of an injured Alonzo Coleman, Kevin Beverly ran for 204 yards and four touchdowns to lead the 10th ranked Pirates of Hampton University to a 48-14 victory over visiting North Carolina A&T in a Mid-Eastern Athletic Conference contest Saturday afternoon at Armstrong Stadium. The win marked the 20th consecutive regular season victory for Hampton and the Pirates' 13th straight conference win.



A transfer from Kent State University, Beverly got the Pirates (3-0, 2-0 MEAC) on the scoreboard first by capping a six-play, 47-yard drive with a 4-yard touchdown run on Hampton's first possession of the day.

However, the Aggies (0-2, 0-1 MEAC) and quarterback Herbert Miller responded with a scoring drive of their own on the ensuing possession. Miller began the drive with a 3-yard run and followed that with completions of 14 and 15 yards to Curtis Walls and Chaz Trusdale.

A pass interference call on the Pirate defense nullified an interception by Pat Preston and kept the drive alive with Miller closing things out with a 7-yard run. Unfortunately for North Carolina A&T, that would be their last bright spot for some time.

The Pirates regained the lead early in the second quarter behind a balanced offensive attack guided by the arm of third-year starter Princeton Shepherd and Beverly. Shepherd went 3-for-3 for 22 yards and Beverly rushed for 45 of Hampton's 72 yards on the drive, the last coming on a 1-yard plunge that gave the Pirates a 14-7 lead with 14:10 to play in the second quarter.

Hampton senior cornerback Travarous Bain picked off a Miller pass and returned it 19 yards to the Aggie 27-yard line and a personal foul penalty put the Pirates in excellent scoring position at the 14. Three plays later Shepherd found Onrea Jones (6 rec, 55 yds) for a 10-yard scoring strike to push the Hampton cushion to 21-7.

The Pirates scored on their fourth straight possession when Beverly ran through the middle of the Aggies defense for a 6-yard touchdown run, setup by a 45-yard completion from Shepherd to tight end Ernie Lomax. Andrew Paterini's extra point was good and the Pirates took a 28-7 lead into halftime.

The defending MEAC champion Pirates added three more rushing touchdowns in the second half, while the Aggies managed to score on a 1-yard run by Miller to provide the final 48-14 margin. With his 204 yards rushing Beverly became the first Pirate to surpass the 200-yard mark since Coleman ran for 209 yards in the 2004 season opener against Jackson State.

Led by Justin Durant's 10 tackles (4 solo) and Travarous Bain's two interceptions, Hampton held North Carolina A&T to 210 total yards, while the Pirate offense gained more than 400 total yards for the third consecutive game. The Aggie defense was guided by linebacker Davion Hemphill and Nick Clement who recorded eight and seven tackles respectively.

The Pirates travel to East Rutherford, New Jersey next week to take on the Bears of Morgan State in the New York Urban League Classic, while the Aggies head to Louisiana-Lafayette.

Score by Quarters	1	2	3	4	Final
North Carolina A&T	7	0	0	7	14
Hampton University	7	21	13	7	48

2006 Game Recaps

1st	09:32	Hampton – Beverly 4 yd run (Paterini kick)
	05:23	North Carolina A&T – Miller 7 yd run (Barnhouse kick)
2nd	14:10	Hampton – Beverly 1 yd run (Paterini kick)
	11:06	Hampton – Jones 10 yd pass from Shepherd (Paterini kick)
	03:44	Hampton – Beverly 6 yd run (Paterini kick)
3rd	09:27	Hampton – McDaniel 9 yd run (Paterini kick)
	02:20	Hampton – Shepherd 10 yd run (Paterini kick failed)
4th	12:34	North Carolina A&T – Miller 1 yd run (Barnhouse kick)
	00:43	Hampton – Beverly 9 yd run (Paterini kick)

Team Statistics	NC A&T	HAM
First Downs	13	24
Rushing Yards	104	246
Passing Yards	106	159
Comp-Att-Int	11-23-2	18-31-1
Total Offense	210	405
Fumbles/Lost	0/0	1/1
Penalties/Yards	7/43	4/50
Punts/Average	6/26.3	1/45.0
Punt Returns/Yards	0/0	3/30
Kickoff Returns/Yards	5/107	3/102
Time of Possession	27:17	32:43

INDIVIDUAL LEADERS

RUSHING: NC A&T – H. Miller, 13-67, 2 TD; C. Truesdale, 6-13; Q. Speight, 2-10; M. Caldwell, 3-8; O. Green, 1-4; D. McNair, 4-2. HAM – K. Beverly, 29-204, 4 TD; P. Shepherd, 6-21, 1 TD; M. McDaniel, 2-13, 1 TD; V. Morgan, 1-6; J. Gilchrist, 1-2.

PASSING: NC A&T – H. Miller, 16-10-1, 93; W. Campbell, 7-1-1, 13. HAM – P. Shepherd, 25-15-1, 140, 1 TD; T. Mitchell, 6-3-0, 19.

RECEIVING: NC A&T – A. Garth, 2-27; C. Walls, 2-24; T. Leath, 2-10; M. Caldwell, 2-8; D. McNair, 1-15; C. Truesdale, 1-14; S. Spane, 1-8. HAM – O. Jones, 6-55, 1 TD; M. McDaniel, 5-21; E. Lomax, 3-54; D. Faulkner, 3-26; K. Teel, 1-3.

Game #4 – Hampton 26, Morgan State 7 September 23, 2006 – East Rutherford, New Jersey Giants Stadium (53,588)

Hampton quarterback Princeton Shepherd threw two touchdown passes to Marquay McDaniel and another to Onrea Jones to lead the Pirates to a 26-7 win over Morgan State Saturday afternoon in the New York Urban League Classic at Giants Stadium. The victory was the 500th all-time for the Hampton football program in 105 years of competition.



For the second time in as many weeks, Shepherd and the Pirates (4-0, 3-0 MEAC) took their opening drive the length of the field for an early 7-0 lead. During most of the damage through the air, Shepherd completed all five of his pass attempts on the drive for a total of 40 yards, the last 16 coming on a scoring strike to McDaniel. The Pirates marched a total of 67 yards in nine plays to mark the fourth time in four games that Hampton has scored first.

Featuring a quarterback tandem of Byron Selby and Mario Melton, Morgan State (1-3, 0-1 MEAC) put together an impressive drive of its

own two possessions later. Forced to scramble out of the pocket to avoid the Pirates' pass rush, Selby found Edwin Baptiste coming across the middle and Baptiste's catch-and-run gained 41 yards to put the Bears in Hampton territory. Morgan State stalled at the Hampton 21-yard line and settled for a 38-yard field goal attempt by Jonathan Skeete. However, Hampton's Ray Lewis, who also blocked a field goal in the season opener against Grambling State, burst through the line and knocked the ball off course to keep the Bears scoreless.

The Hampton defense led to the Pirates' next touchdown when Travarous Bain picked off a Mario Melton pass and returned it for a would be touchdown that was called back because of a holding penalty. However, Hampton still maintained possession at the MSU 18-yard line, eventually scoring when Shepherd found Onrea Jones on a rollout pass for a 6-yard touchdown and a 14-0 Pirate lead with 6:54 remaining in the first half.

Not wanting the game to get away, the Bears settled on the returning starter Selby to pilot the ensuing possession. He ran for 29 yards and connected with Rodrick Wolfe for a 13-yard gain and the Bears found themselves inside the Hampton 10-yard line with under 20 seconds remaining. After a rush attempt by Craig Nelson was halted by Hampton's Marlon Fair and Ray Lewis at the 5-

yard line, Selby rushed to the line and tossed a jump ball into the corner of the end zone where Wolfe was able to take advantage of the Pirates' 5-foot-8 cornerback Calvin Bannister for the touchdown with three seconds still on the clock. The 15-play, 65-yard drive brought the Bears to within seven at 14-7 heading into the break.

The only score of the third quarter was a result of some solid special teams play and a great defensive effort by the Pirates. Marquay McDaniel, the nation's current active leader in punt return yards, brought one back 40 yards to the Morgan State 14-yard line. Unfortunately, a fumble by Kevin Beverly at the 1-yard line was recovered by the Bears' Darius Leak. On the ensuing play Justin Durant and Kendall Langford combined to stuff Morgan's Chad Simpson in the end zone for a safety, making the score Hampton 16, Morgan State 7.

Hampton added 10 more points in the fourth quarter on a 28-yard field goal by Andrew Paterini and a 25-yard scoring pass from Shepherd to McDaniel.

Despite the victory the Pirates were far from their normal self. Coming in leading the country in total offense at better than 463 yards per game, Hampton was held to just 248 yards on the day, primarily due to multiple penalties. The Pirates were penalized 12 times for 106 yards on the day and they also lost two fumbles.

Shepherd finished the day 12-of-18 for 121 yards and three touchdowns, while Justin Durant and Kendall Langford led the defensive assault for Hampton. Durant recorded a game-high 10 tackles, while Langford registered seven tackles, 4.5 tackles for loss and two sacks.

Score by Quarters	1	2	3	4	Final
Morgan State	0	7	0	0	7
Hampton University	7	7	2	10	26

1st	10:50	Hampton – McDaniel 16 yd pass from Shepherd (Paterini kick)
2nd	06:54	Hampton – Jones 6 yd pass from Shepherd (Paterini kick)
	00:03	Morgan State – 5 yd pass from Selby (Skeete kick)
3rd	09:55	Hampton – Team safety
4th	10:50	Hampton – Paterini 28 yd field goal
	08:32	Hampton – McDaniel 25 yd pass from Shepherd (Paterini kick)

Team Statistics	MSU	HAM
First Downs	12	14
Rushing Yards	133	127
Passing Yards	100	121
Comp-Att-Int	9-20-2	12-18-0
Total Offense	233	248
Fumbles/Lost	1/0	3/2
Penalties/Yards	8/89	12/106
Punts/Average	4/32.8	4/39.5
Punt Returns/Yards	2/7	3/42
Kickoff Returns/Yards	2/50	3/49
Time of Possession	34:17	25:43

INDIVIDUAL LEADERS

RUSHING: MSU – M. Melton, 8-55; C. Simpson, 11-31; B. Selby, 13-29; C. Nelson, 8-18. HAM – A. Coleman, 15-68; P. Shepherd, 7-47; K. Beverly, 6-15; M. McDaniel, 1-(-3).

PASSING: MSU – B. Selby, 13-8-0, 85, 1 TD; M. Melton, 6-1-2, 15. HAM – P. Shepherd, 18-12-0, 121, 3 TD.

RECEIVING: MSU – R. Wolfe, 3-30, 1 TD; E. Baptiste, 2-47; L. Ethridge, 1-15; R. Sykes, 1-5; J. Wilson, 1-2; C. Simpson, 1-1. HAM – M. McDaniel, 5-73, 2 TD; O. Jones, 5-43, 1 TD; J. Gilchrist, 1-4; D. Faulkner, 1-1.

Game #5 – Hampton 29, Delaware State 14 September 30, 2006 – Dover, Delaware Alumni Stadium (5,449)

Trailing 14-9 at the half, the 12th ranked Pirates of Hampton University scored 20 unanswered points in the second half and limited Delaware State to a mere 23 yards of total offense after intermission, to walk away with a 29-14 victory over the host Hornets. With the win the Pirates (5-0, 4-0 MEAC) extended their regular season winning streak to 22 games, a streak that dates back to a 2004 loss at Delaware State. Hampton also retains sole possession of first place in the league standings as the only team without a blemish on its conference record.

After a scoreless first quarter that saw the Hornets (2-2, 1-1 MEAC) control the ball for over 11 minutes, Delaware State received the first break when Hampton's Marquay McDaniel mishandled a punt return and Ryan Robinson

2006 Game Recaps

recovered it at the Pirates' 11-yard line. Three plays later Vashon Winton found All-MEAC wideout Shaheer McBride in the corner of the end zone for an early 7-0 DSU lead.



The Pirates were forced to punt on their next possession but freshman Jahmal Blanchard launched a career-long 54-yard kick, pinning the Hornets back at their own 12-yard line. Delaware State went 3-and-out giving the Pirates great field position at the Hornets' 37 following a 33-yard punt. It took Hampton just six plays to score from there as Kevin Beverly capped the drive with a 7-yard touchdown run up the middle for his team-leading fifth rushing touchdown of the season. The extra point attempt failed, but the DSU lead was now one.

Another muffed punt by McDaniel, who appeared to have been interfered with while trying to make the catch, gave the Hornets superb field position once again at the Hampton 41. A 17-yard completion to Octavius Everett and a 20-yard scramble by Winton set up a 15-yard touchdown run by Emmanuel Marc to put the Hornets on top 14-6 with 1:24 to play in the first half.

However, the Pirates drove 43 yards in eight plays to set up a 39-yard field goal by Andrew Paterini and send the teams into the locker room with the Pirates trailing 14-9.

Sophomore speedster Kevin Teel shifted the momentum of the game and ignited a Pirate rally before the DSU fans could return to their seats for the second half. The Hornets had been kicking away from Teel who came in ranked sixth in the country in kickoff returns. Yet after the opening kickoff of the second half sailed out of bounds, Hampton coach Joe Taylor made the decision to have the Hornets re-kick instead of taking possession at the 35-yard line. The decision proved to be the right one as Teel fielded the ball at his own eight, picked up several key blocks and broke two tackles on his way to a 92-yard kickoff return and a 16-14 Hampton lead.

Taking a cue from Teel, the Pirate defense added to DSU's misery when Marcus Dixon recovered an Emmanuel Marc fumble at the Hornets' 14-yard line. After Princeton Shepherd converted a 4th-and-1 with a quarterback sneak, he then found McDaniel running free across the back of the end zone for a 9-yard scoring strike to put the Pirates in front 23-14 with 4:13 remaining in the third.

Senior cornerback Travarous Bain intercepted his fourth pass of the season and returned it to the DSU 1-yard line where Alonzo Coleman ran in from to seal the victory and provide the final 29-14 margin. Coleman's final yard put him at 92 yards on the night and exactly 4,000 yards for his career.

Led by Justin Durant's team-high 10 tackles the Hampton defense turned in its best effort of the year, surrendering just 121 total yards, including a mere 48 yards rushing on 32 attempts. The Pirates recovered two fumbles and also had an interception to mark the 31st consecutive game in which they've forced at least one turnover. In addition, they held the Hornets to a dismal 2-of-14 (14%) on third down conversions.

Score By Quarters	1	2	3	4	Final
Hampton University	0	9	14	6	29
Delaware State	0	14	0	0	14

2nd	14:57	Delaware State - McBride 11 yd pass from Winton (Brite kick)
	07:23	Hampton - Beverly 7 yd run (Paterini kick failed)
	01:24	Delaware State - Marc 15 yd run (Brite kick)
	00:04	Hampton - Paterini 39 yd field goal
3rd	14:41	Hampton - Teel 92 yd kickoff return (Paterini kick)
	04:13	Hampton - McDaniel 9 yd pass from Shepherd (Paterini kick)
4th	02:55	Hampton - Coleman 1 yd run (Paterini kick failed)

Team Statistics	HAM	DSU
First Downs	11	8
Rushing Yards	105	48
Passing Yards	121	73
Comp-Att-Int	12-17-0	10-19-1
Total Offense	226	121
Fumbles/Lost	3/3	4/2
Penalties/Yards	8/41	9/61
Punts/Average	5/40.4	9/35.4
Punt Returns/Yards	6/19	1/14
Kickoff Returns/Yards	2/112	5/106
Time of Possession	28:41	31:19

INDIVIDUAL LEADERS

RUSHING: HAM - A. Coleman, 22-92, 1 TD; K. Beverly, 4-13, 1 TD; J. Gilchrist, 1-9; M. McDaniel, 2-2; P. Shepherd, 5-(-11). DSU - E. Marc, 21-79, 1 TD; K. Elden, 1-(-2); L. Norville, 1-(-2); V. Winton, 8-(-8); N. Richmond, 1-(-19).

PASSING: HAM - P. Shepherd, 17-12-0, 121, 1 TD. DSU - V. Winton, 19-10-1, 73, 1 TD.

RECEIVING: HAM - M. McDaniel, 3-19, 1 TD; O. Jones, 3-15; J. Gilchrist, 2-43; D. Faulkner, 2-24; K. Beverly, 2-20. DSU - D. Savedge, 3-27; O. Everett, 3-20; S. McBride, 2-15, 1 TD; E. Marc, 2-11.

Game #6 - Hampton 42, Central State 12

October 7, 2006 - Indianapolis, Indiana

RCA Dome (31,597)

Marquay McDaniel tied a Circle City Classic record with three touchdown receptions to give the Pirates of Hampton University their first win in three tries at the event with a 42-12 decision over Central State (0-3) in front of 31,597 fans at the RCA Dome. The 12th ranked Pirates (6-0, 4-0 MEAC) extended their regular season winning streak to 23 games heading into next Saturday's "Battle of the Bay" at home against Norfolk State.



Despite being outgained 97 yards to 12 and running just four offensive plays in the first quarter, the Pirates held a 14-0 lead thanks to their defense and special teams. After allowing a 22-yard reception by Central State receiver Daniel Stover on the first possession of the game, Hampton cornerback Calvin Bannister redeemed himself by picking off another Life Oyedokun pass intended for Stover and returning it 61 yards for his first career interception return for a touchdown.

After forcing the Marauders to punt on their next possession, Pirate reserve linebacker Henti Baird raced around the right side of the CSU punt team and took the ball off of the foot of punter Tyrel Thompson for Hampton's fifth blocked kick of the season. Alonzo Coleman went in untouched from the 3-yard line, giving Hampton a 14-0 lead at the end of one.

The Marauders got on the board late in the second quarter by taking advantage of great field position at their own 49-yard line after a 42-yard punt by Hampton's Jahmal Blanchard. Central State's Derrick Moss ran for 34 yards during the drive, which ended on an 8-yard touchdown pass from Oyedokun to Antonio Cooperwood. Bannister blocked the extra point attempt, but the Marauders were down by just eight, 14-6.

Hampton regained possession with just 2:21 remaining in the half and quarterback Princeton Shepherd aired it out to send the Pirates into the end zone and the half with a 21-6 lead. Shepherd was 5-of-5 for 73 yards on the drive, the final 14 coming on a scoring toss to Marquay McDaniel, marking the sixth time this season the duo has hooked up on a touchdown pass.

The only score of the third quarter was an 8-yard pass from Shepherd to McDaniel after Hampton took over at the Central State 37 thanks to a fumble recovery by Vernon Bryant.

McDaniel tied Alcorn State's Cedric Tillman for the Circle City Classic record with three touchdown receptions with a 1-yard grab from Shepherd early in the fourth quarter to put the Pirates in front 35-12. Hampton added another late score on Van Morgan's 3-yard plunge to provide the final 42-12 margin.

Pirate quarterback Princeton Shepherd who came in ranked ninth in the country in passing efficiency, added to those numbers by going 14-of-18 for 171 yards and the three touchdowns to McDaniel. However, Onrea Jones had the biggest day among the Hampton receivers with seven catches for 103 yards.

The Marauders were led by the rushing of Derrick Moss who finished the day with a game-high 111 yards and a touchdown on 23 carries.

Score By Quarters	1	2	3	4	Final
Central State	0	6	0	6	12
Hampton University	14	7	7	14	42

2006 Game Recaps

1st	05:23	Hampton – Bannister 61 yd interception return (Paterini kick)
	01:13	Hampton – Coleman 3 yd run (Paterini kick)
2nd	02:30	Central State – Cooperwood 8 yd pass from Oyedokun (Prince kick blocked)
	00:29	Hampton – McDaniel 14 yd pass from Shepherd (Paterini kick)
3rd	07:31	Hampton – McDaniel 8 yd pass from Shepherd (Paterini kick)
4th	14:25	Central State – Moss 5 yd run (Clark rush failed)
	11:46	Hampton – McDaniel 1 yd pass from Shepherd (Paterini kick)
	04:29	Hampton – Morgan 3 yd run (Paterini kick)

Team Statistics	CSU	HAM
First Downs	18	18
Rushing Yards	180	99
Passing Yards	111	218
Comp-Att-Int	10-25-2	18-25-0
Total Offense	291	317
Fumbles/Lost	3/1	2/2
Penalties/Yards	9/66	13/99
Punts/Average	5/21.6	3/48.3
Punt Returns/Yards	1/13	2/22
Kickoff Returns/Yards	5/76	3/25
Time of Possession	39:53	20:07

INDIVIDUAL LEADERS

RUSHING: CSU – D. Moss, 23-111, 1 TD; C. Clark, 5-23; V. Tolbert, 2-13; W. Brownlee, 1-12; R. Perry, 2-11; T. Thompson, 2-8; G. Simms, 1-4; C. Weaver, 4-2; I. Oyedokun, 7-(-4). HAM – K. Beverly, 8-66; A. Coleman, 9-42, 1 TD; V. Morgan, 1-3, 1 TD; P. Shepherd, 1-(-5); T. Mitchell, 1-(-7).

PASSING: CSU – I. Oyedokun, 16-7-2, 79, 1 TD; C. Clark, 9-3-0, 32. HAM – P. Shepherd, 18-14-0, 171, 3 TD; T. Mitchell, 7-4-0, 47.

RECEIVING: CSU – A. Cooperwood, 3-14, 1 TD; D. Stover, 2-33; R. Williams, 1-23; D. Adams, 1-20; J. Hill, 1-12; T. Thompson, 1-9; C. Weaver, 1-0. HAM – O. Jones, 7-103; M. McDaniel, 4-43, 3 TD; A. Coleman, 2-30; E. Lomax, 2-34; D. Faulkner, 2-14; K. Beverly, 1-4.

Game #7 – Hampton 42, Norfolk State 13

October 14, 2006 – Hampton, Virginia
Armstrong Stadium (18,157)

Princeton Shepherd passed for 209 yards and a career-high four touchdowns to lead Hampton to a 42-13 win over visiting Norfolk State in the Greyhound Battle of the Bay at Armstrong Stadium. With the win, the Pirates' ninth in the last 10 meetings against the Spartans, Hampton extended its Mid-Eastern Athletic Conference (MEAC) winning streak to 17 games dating back to the 2004 season.



The Pirates (7-0, 5-0 MEAC) wasted very little time getting things started, as they took the opening kickoff and promptly marched down the field. Beginning the drive at its own 33-yard line, Hampton needed just seven plays to get into the end zone. Kevin Beverly burst through the middle of the Norfolk State line and ran into linebacker Maguell Davis whom he spun away from and raced 29 yards for a 7-0 Hampton lead.

Likewise, Norfolk State (3-3, 1-3 MEAC) also put points on the board with its first possession. On their first play from scrimmage Spartan quarterback Casey Hansen found James

Callahan for a 46-yard gain down to the Hampton 18-yard line. The Pirates' defense kept NSU out of the end zone, but Antonio Gomez's 47-yard field goal made the score 7-3 in favor of the Pirates.

Gomez added another field goal just minutes later after Brandon Feagin recovered a fumble by Hampton wide receiver Onrea Jones at the Pirates' 36-yard line. However, that would be Norfolk State's last highlight for some time.

Hampton regained the lead on the ensuing possession by marching 59 yards in just six plays, the final one being a 32-yard touchdown to Marquay McDaniel. Shepherd found McDaniel on a crossing route at the Norfolk State 20 and McDaniel picked up a great down-field block from fellow wide receiver Jeremy Gilchrist to go in untouched and put the Pirates back in front, 14-6.

For the 33rd consecutive game the Hampton defense forced a turnover when Calvin Bannister picked off Hansen to give the Pirates great field position at the NSU 27-yard line. A false start penalty pushed the Pirates back, but Shepherd and McDaniel connected again, this time for a 31-yard score and a 21-6 Hampton lead at the end of the first.

The Pirates opened the second quarter with a 12-play drive down to the NSU 4-yard line, but the Spartans defense came up big when Brandon Sawyer sacked Shepherd on 4th-and goal.

It appeared that the first half would end with Hampton holding on to the 21-6 lead, but Onrea Jones made up for his earlier fumble by hauling in a diving catch in the back corner of the end zone with just 11 seconds remaining before the break. Andrew Paterini's extra point made it 28-6 Hampton at the half.

Norfolk State came out in the second half looking to establish the running game and the Spartans did just that. Utilizing a trio of backs the Spartans rushed for 58 yards on their second possession to march as deep as the Pirates' 26-yard line. Gomez came on to attempt a 43-yard kick, but he appeared to lose his footing on the approach and the kick sailed wide left.

McDaniel caught his sixth touchdown from Shepherd in the last two weeks when he got behind the NSU defense for a 43-yard reception on the Pirates' next possession.

Hampton's Derius Swinton sent spectators heading for the exits when he stepped in front of a Hansen pass intended for Jonathan Allen and raced 55-yards untouched for a 42-6 Pirate lead with 14:00 remaining in the game.

DeAngelo Branche helped the Spartans close the gap with a 47-yard run to the Pirates' 19. Five plays later Hansen found Emery Sammons for a 6-yard touchdown to provide the final 42-13 margin.

Despite the loss the Spartans did manage to put up 322 total yards, 158 on the ground, most coming from Branche who carried just nine times for 105 yards.

The Offensive MVP of the game, Shepherd finished the afternoon 12-of-19 for 209 yards and four touchdowns, while also rushing for 50 yards. McDaniel hauled in six receptions for 115 yards and the three touchdowns.

Defensively the Pirates kept NSU from maintaining any drives by allowing the Spartans to convert on only 1-of-12 third down conversions. Swinton registered a game-high nine tackles, but Wakeem Goode earned Defensive MVP honors after totaling six tackles, 3.5 tackles for loss and three sacks.

Score By Quarters	1	2	3	4	Final
Norfolk State	6	0	0	7	13
Hampton University	21	7	7	7	42

1st	11:36	Hampton – Beverly 29 yd run (Paterini kick)
	08:45	Norfolk State – Gomez 47 yd field goal
	06:27	Norfolk State – Gomez 33 yd field goal
	03:56	Hampton – McDaniel 32 yd pass from Shepherd (Paterini kick)
	02:19	Hampton – McDaniel 31 yd pass from Shepherd (Paterini kick)
2nd	00:11	Hampton – Jones 26 yd pass from Shepherd (Paterini kick)
3rd	02:10	Hampton – McDaniel 43 yd pass from Shepherd (Paterini kick)
4th	14:00	Hampton – Swinton 55 yd interception return (Paterini kick)
	04:08	Norfolk State – Sammons 6 yd pass from Hansen (Gomez kick)

Team Statistics	NSU	HAM
First Downs	16	19
Rushing Yards	158	119
Passing Yards	164	234
Comp-Att-Int	15-29-2	15-24-0
Total Offense	322	353
Fumbles/Lost	1/0	1/1
Penalties/Yards	7/57	8/53
Punts/Average	4/36.5	4/39.2
Punt Returns/Yards	0/0	2/8
Kickoff Returns/Yards	6/101	2/54
Time of Possession	30:07	29:53

INDIVIDUAL LEADERS

RUSHING: NSU – D. Branche, 9-105; D. Jones, 12-73; M. Anthony, 3-11; C. Hansen, 8-(-25). HAM – K. Beverly, 11-73, 1 TD; P. Shepherd, 12-50; A. Coleman, 9-9; M. McDaniel, 1-1; T. Mitchell, 1-(-6).

PASSING: NSU – C. Hansen, 29-15-2, 164, 1 TD. HAM – P. Shepherd, 19-12-0, 209, 4 TD; T. Mitchell, 5-3-0, 25.

RECEIVING: NSU – J. Callahan, 6-73; J. Allen, 5-34; E. Sammons, 2-52, 1 TD; E. Henry, 1-3; D. Baker, 1-2. HAM – M. McDaniel, 6-115, 3 TD; O. Jones, 4-59, 1 TD; D. Faulkner, 3-31; Q. Payton, 2-29.


2006 Game Recaps

Game #8 – South Carolina State 13, Hampton 6

October 21, 2006 – Orangeburg, South Carolina

Oliver C. Dawson Stadium (9,090)

Entering the matchup with South Carolina State, the 11th ranked Pirates were the top offense in the Mid-Eastern Athletic Conference (MEAC) averaging over 37 points and 360 yards of total offense per game. However, the Bulldogs held visiting Hampton to just 201 total yards and ended the Pirates' 17-game conference winning streak with a 13-6 victory at Oliver C. Dawson Stadium in Orangeburg.



After nearly fumbling away the opening kickoff, the Pirates took just over three minutes to get on the board. Highlighted by a 32-yard, one-hand catch by Marquay McDaniel, Hampton marched 54 yards in just six plays to take a 3-0 lead on a 38-yard field goal by Andrew Paterini.

The Bulldogs quickly responded with a score of their own on the ensuing possession. Quarterback Cleveland McCoy kept the ball for a 15-yard gain on an option and followed that up with a 15-yard completion to Dustin Dubose down to the Pirates' 23. Two plays later McCoy cruised in untouched from 17 yards out to put S.C. State on top 7-3 with just over six minutes played in the first.

The rushing attack continued to be successful for the Bulldogs on their next possession as they rushed for 67 yards, 32 on another long run by McCoy, setting up a 30-yard field goal by Michael Gaston to give S.C. State a 10-3 lead at the end of the first.

With starting running back Alonzo Coleman limited to just one carry in the first quarter due to a nagging injury, the Pirates turned to Kevin Beverly to get their ground game going. He rushed for 27 yards during Hampton's only possession of the second quarter that took more than seven minutes off the clock. McDaniel came up with two more big receptions, the second gaining 18 yards on 3rd-and-8 from the Hampton 46 that moved the ball inside the Bulldog 40-yard line. The Pirates drove as deep as the S.C. State 17, but Princeton Shepherd was sacked on consecutive plays, forcing Hampton to settle for a 41-yard kick by Paterini.

S.C. State came out in the second half looking to overpower the Pirates on both sides of the ball. Offensively the Bulldogs featured the bruising running back DeShawn Baker on their first drive. He rushed eight times for 45 yards on the drive, but the Hampton defense kept the Bulldogs out of the end zone and Gaston connected on a 32-yard field goal which pushed S.C. State's lead to 13-6.

Defensively the Bulldogs kept constant pressure on Shepherd and the Hampton passing game, while limiting Beverly's effectiveness as well. The Pirates had 134 yards at the half, but were limited to a mere 67 yards in the final two quarters.

Despite the offensive struggles Hampton still had a chance to tie the game on the final drive. However, on 4th-and-9 at the Bulldog 49-yard line Shepherd's pass intended for McDaniel was picked off by Marshall McFadden to seal the win and help the Bulldogs end a three-game losing streak to the Pirates.

The Bulldogs finished the afternoon with 268 yards rushing, 114 from McCoy and 91 by Baker, while the Pirates were held to just 50 yards on the ground. The six points were the fewest scored by Hampton since the opener of the 2003 season when the Pirates fell at Villanova 41-6.

Score By Quarters	1	2	3	4	Final
Hampton University	3	3	0	0	6
South Carolina State	10	0	3	0	13

1st	11:50	Hampton – Paterini 38 yd field goal
	08:35	South Carolina State – McCoy 17 yd run (Gaston kick)
	00:58	South Carolina State – Gaston 30 yd field goal
2nd	04:52	Hampton – Paterini 41 yd field goal
3rd	08:20	South Carolina State – 32 yd field goal

Team Statistics	HAM	SCSU
First Downs	11	18
Rushing Yards	50	268
Passing Yards	151	81
Comp-Att-Int	16-26-1	8-14-0
Total Offense	201	349
Fumbles/Lost	1/0	0/0
Penalties/Yards	5/29	7/50
Punts/Average	5/45.6	3/40.7

Punt Returns/Yards	0/0	1/21
Kickoff Returns/Yards	3/190	4/200
Time of Possession	25:02	34:58

INDIVIDUAL LEADERS

RUSHING: HAM – K. Beverly, 11-29; A. Coleman, 1-2; O. Jones, 2-(-1). SCSU – C. McCoy, 17-114, 1 TD; D. Baker, 21-91; W. Ford, 9-60; R. Hemby, 2-5.

PASSING: HAM – P. Shepherd, 25-16-1, 151; O. Jones, 1-0-0, 0. SCSU – C. McCoy, 14-8-0, 81.

RECEIVING: HAM – M. McDaniel, 5-85; J. Gilchrist, 4-14; K. Beverly, 3-18; O. Jones, 1-17; S. Alston, 1-6; Q. Payton, 1-6; E. Lomax, 1-5. SCSU – D. Dubose, 6-59; O. Young, 1-14; G. McCloud, 1-8.

Game #9 – Hampton 13, Winston-Salem State 3

October 28, 2006 – Hampton, Virginia

Armstrong Stadium (17,523)

Making his first career start at quarterback, TJ Mitchell passed for 144 yards and a touchdown, while Andrew Paterini connected on two field goals to lead the Pirates of Hampton University to a 13-3 homecoming win over Winston-Salem State in front of 17,523 fans at Armstrong Stadium. With the win the Pirates improved to 8-1 heading into next Thursday's MEAC matchup against Bethune-Cookman on ESPNU. The Rams, who are the newest members of the conference, fell to 3-6 on the year.



The Pirates took an early 7-0 first quarter lead when Mitchell found Marquay McDaniel for a 12-yard touchdown capping an 8-play, 80-yard scoring drive for Hampton and adding to McDaniel's single-season record for touchdown receptions, which now stands at 12.

Winston-Salem State responded on the ensuing possession with a rushing attack that featured multiple backs, as well as the swift footed signal caller Monte Purvis. Brandon McRae's 20-yard run opened things up and Roderick Fluellen's 8-yard run up the middle gave the Rams a first down inside the Hampton 15-yard line. The

Rams drove as deep as the Hampton 4-yard line before Fluellen was stopped by Derius Swinton (6 tackles) and Kendall Langford (9 tackles) on 4th-and-1, giving the Pirates possession.

Both teams squandered scoring opportunities in the second quarter with the Pirates having a special teams miscue and the Rams turning the ball over in the red zone. Mitchell engineered a drive to the WSSU 30-yard line behind completions of 14 and 11 yards to Onrea Jones (5 rec, 64 yds) and a 16-yard strike to McDaniel. However, a bad snap by HU long snapper Maurice Riley prevented Andrew Paterini from getting off his 47-yard field goal attempt.

The Rams used the momentum and promptly marched down the field with McRae and Purvis doing much of the damage on the ground. They drove 50 yards down to the Pirates' 9-yard line before Travarous Bain made a sensational diving interception at the pylon to end WSSU's scoring hopes.

Paterini went on to add a 25-yard field goal to send the teams into the half with Hampton leading 10-0.

The Pirates came out of the break and drove down the field for a 44-yard field goal by Paterini that barely cleared the crossbar, providing Hampton's final points of the afternoon.

WSSU continued to successfully run the ball on a Hampton defense that came in surrendering 140 yards per game on the ground. Yet, on a 4th-and-goal at the Hampton 8-yard line, McRae's rush attempt was smothered by Kendall Langford again sending the Rams away with no points.

The Rams did finally get on the scoreboard midway through the fourth on a 36-yard field goal by Chad Oakley.

Despite still recovering from several nagging injuries, Hampton running back Alonzo Coleman used the day to reach yet another milestone. Coleman came into the day needing 90 yards to become the MEAC's all-time leading rusher and he ended the afternoon with 91 yards on just 10 carries, surpassing Howard's Harvey Reed. Coleman is now the league's all-time leader in rushing yards (4,144), touchdowns (57) and points (342).

Hampton also got 81 yards rushing from Kevin Beverly who started in place of Coleman.

Despite the loss the Rams did manage to outgain Hampton 202-192 on the ground, as Brandon McRae finished a yard shy of 100, while Roderick Fluellen

2006 Game Recaps

added 41. WSSU free safety Nathaniel Biggs turned in a game-high 14 tackles, while Buchanan Award candidate Justin Durant led Hampton with 12 (8 solo).

Score By Quarters	1	2	3	4	Final
Winston-Salem State	0	0	0	3	3
Hampton University	7	3	3	0	13

1st	05:18	Hampton – McDaniel 12 yd pass from Mitchell (Paterini kick)
2nd	00:05	Hampton – Paterini 25 yd field goal
3rd	08:24	Hampton – Paterini 44 yd field goal
4th	06:38	Winston-Salem State – Oakley 36 yd field goal

Team Statistics	WSSU	HAM
First Downs	17	22
Rushing Yards	202	192
Passing Yards	67	144
Comp-Att-Int	4-15-1	17-27-0
Total Offense	269	336
Fumbles/Lost	2/0	0/0
Penalties/Yards	5/42	12/81
Punts/Average	5/44.2	5/41.8
Punt Returns/Yards	3/19	3/29
Kickoff Returns/Yards	2/23	1/18
Time of Possession	31:45	28:15

INDIVIDUAL LEADERS

RUSHING: WSSU – B. McRae, 15-99; R. Fluellen, 12-41; T. Powell, 7-28; M. Purvis, 9-27; J. Wedlock, 5-16; L. Atkins, 1-(-1); J. Kinzer, 1-(-8). HAM – A. Coleman, 10-91; K. Beverly, 14-81; V. Morgan, 8-34; T. Mitchell, 4-(-3); A. Smith, 1-(-11).

PASSING: WSSU – M. Purvis, 14-4-1, 67; T. Powell, 1-0-0, 0. HAM – T. Mitchell, 27-17-0, 144, 1 TD.

RECEIVING: WSSU – J. Crawford, 2-49; B. Herring, 1-15; L. Atkins, 1-3. HAM – M. McDaniel, 8-75, 1 TD; O. Jones, 5-64; J. Gilchrist, 1-3; E. Lomax, 1-1; T. Mitchell, 1-1; K. Beverly, 1-0.

Game #10 – Hampton 34, Bethune-Cookman 17

November 2, 2006 – Hampton, Virginia
Armstrong Stadium (4,129)

Playing in his final game at Armstrong Stadium, senior running back Alonzo Coleman ran for 180 yards and two touchdowns, while the Hampton University defense limited Bethune-Cookman to just 144 total yards over the final three quarters to give the 13th ranked Pirates a 34-17 victory. With the win Hampton (9-1, 6-1 MEAC) is one game away from capturing its third consecutive Mid-Eastern Athletic Conference (MEAC) championship and the league's automatic bid to the NCAA Division I-AA playoffs.



Coleman, who came in averaging 124 yards rushing against the Wildcats, picked up a third of that with a 42-yard run on the first play from scrimmage. The Pirates got as deep as the Bethune-Cookman 13-yard line, but were forced to settle for a 31-yard field goal by Andrew Paterini and a 3-0 lead less than two minutes into the game.

It appeared a shootout was in order when the Wildcats (5-4, 3-3 MEAC) easily marched down the field on their first possession as well.

Quarterback Jimmie Russell connected with speedy receiver Eric Weems three times for 51 yards on the drive, and back-to-back unsportsmanlike conduct and personal foul penalties moved the ball down to the Hampton 12-yard line. Weems' 10-yard touchdown reception capped the 94-yard drive and gave Bethune-Cookman a 7-3 advantage with still more than 10 minutes to play in the first.

The Pirates marched 71 yards on the ensuing possession, highlighted by a spectacular diving catch by Jeremy Gilchrist. His 34-yard reception moved the ball to the Wildcat's 11-yard line and Coleman ran it in from there to put Hampton back in front, 10-7.

P.J. Smith's 37-yard run through the middle of the Pirate defense eventually set up a 25-yard field goal by Jesus Cortez to knot the game at 10 apiece at the end of the first quarter.

Both defenses settled down in the second quarter that saw the only score come in the form of a 26-yard field goal by Paterini to send the Pirates into the locker room ahead 13-10. Kendall Langford spearheaded the Hampton attack,

registering two sacks and a forced fumble in the quarter.

The Hampton special teams unit gave the Pirates some momentum coming out of the half when Larry Strickland broke through the middle of the Bethune-Cookman line to block an Adam Ward punt. Hampton took over at the Wildcat 31-yard line and five plays later Coleman ran it in from four yards out for his 59th career touchdown and a 20-10 Pirate lead.

Jarod Rucker, the second part of Bethune-Cookman's two quarterback rotation, did his best to keep the Wildcats close. He found Weems for a 17-yard gain to open the next possession and then scrambled 31-yards to the Hampton 29. The Wildcats attempted a 48-yard field goal, but Hampton's Calvin Bannister came flying in from the left end to record his seventh career blocked kick and keep the Wildcats off the scoreboard.

Kevin Beverly's 6-yard touchdown run on the ensuing possession increased the Hampton lead to 17 (27-10) with 5:45 to play in the third.

Hampton registered its third blocked kick of the quarter and its 29th since 2003, when Jerry Cummings came free and got a piece of another punt. However, Bethune-Cookman forced a turnover to keep the Pirates from capitalizing heading into the final quarter.

Not to be outdone, the Wildcats stayed in the game by marching 76 yards in just over three minutes with their first possession of the fourth quarter. Aided by a roughing the passer and pass interference penalty, Bethune-Cookman found itself at the Hampton 2-yard line. Fullback Chauncey Hampton fumbled before getting into the end zone, but Victor Johnson fell on it for a Wildcat touchdown making the score 27-17 with 11:08 to play.

The two-time defending MEAC champions answered the bell by continuing to ride the running game. Coleman and Beverly combined for 59 yards on the ensuing drive with Beverly sealing the game with a 14-yard touchdown run.

Bethune-Cookman came in as the highest scoring team in the conference at better than 34 points and 380 yards of total offense per game. However, led by junior defensive end Kendall Langford (3 sacks, forced fumble) the Pirate defense limited the Wildcats to just 17 points and 261 total yards.

Coleman and Beverly rushed for 180 and 67 yards respectively, as the Pirates controlled the ball for more than 35 minutes on the night to win their third straight over Bethune-Cookman. The win also helped Hampton improve to 17-1 at home against MEAC foes since 2002.

Hampton travels to Florida A&M next Saturday and a Pirate victory would lift them to a third consecutive league title, something no MEAC team has done since South Carolina State won four straight from 1980 – 1983.

Score By Quarters	1	2	3	4	Final
Bethune-Cookman	10	0	0	7	17
Hampton University	10	3	14	7	34

1st	13:12	Hampton – Paterini 31 yd field goal
	10:38	Bethune-Cookman – Weems 10 yd pass from Russell (Cortez kick)
	06:14	Hampton – Coleman 11 yd run (Paterini kick)
	01:02	Bethune-Cookman – Cortez 25 yd field goal
2nd	01:16	Hampton – Paterini 26 yd field goal
3rd	11:17	Hampton – Coleman 4 yd run (Paterini kick)
	05:45	Hampton – Beverly 6 yd run (Paterini kick)
4th	11:08	Bethune-Cookman – Johnson 0 yd fumble recovery (Cortez kick)
	05:55	Hampton – Beverly 14 yd run (Paterini kick)

Team Statistics	BCC	HAM
First Downs	17	24
Rushing Yards	124	249
Passing Yards	137	139
Comp-Att-Int	11-29-1	10-18-2
Total Offense	261	388
Fumbles/Lost	4/2	1/1
Penalties/Yards	9/80	14/135
Punts/Average	6/25.2	3/29.0
Punt Returns/Yards	1/9	1/6
Kickoff Returns/Yards	6/100	4/84
Time of Possession	24:31	35:29

INDIVIDUAL LEADERS

RUSHING: BCC – J. Rucker, 7-52; P. Smith, 5-49; C. Council, 1-19; J. Brannon, 4-16; C. Hampton, 2-0; E. Weems, 1-(-5); J. Russell, 4-(-7); V. Johnson, 0-0, 1 TD. HAM – A. Coleman, 23-180, 2 TD; K. Beverly, 13-67, 2 TD; M. McDaniel, 2-16; C. Lewis, 1-4; V. Morgan, 1-3; K. Teel, 1-0; P. Shepherd, 5-(-21).

PASSING: BCC – J. Rucker, 18-7-0, 75; J. Russell, 11-4-1, 62, 1 TD. HAM – P. Shepherd, 18-10-2, 139.

2006 Game Recaps

RECEIVING: BCC – E. Weems, 6-90, 1 TD; J. Summers, 3-28; V. Johnson, 2-19. HAM – O. Jones, 5-43; M. McDaniel, 2-45; J. Gilchrist, 1-34; Q. Payton, 1-9; D. Faulkner, 1-8.

Game #11 – Hampton 59, Florida A&M 7 November 11, 2006 – Tallahassee, Florida Bragg Stadium (13,722)

Alonzo Coleman rushed for 181 yards and four touchdowns to lead the 11th ranked Pirates of Hampton University to at least a share of their third consecutive Mid-Eastern Athletic Conference (MEAC) championship and the league's automatic bid to the NCAA Division I-AA playoffs with a 59-7 win over Florida A&M in the Pirates' regular season finale.



The victory was the first in Tallahassee for Hampton (10-1, 7-1 MEAC) since 1998 and the most lopsided win in the history of the series. In addition, it also gave the Pirates the distinction of being the first MEAC team since South Carolina State (1980-83) to win three straight league titles, their fifth under coach Joe Taylor (1997-98, 2004-06).

After Florida A&M's (6-4, 4-3 MEAC) Roosevelt Kiser recovered a fumble in the end zone to knot the score at seven early in the second quarter, Hampton turned to its bruising ground game to score 17 unanswered points to take a 24-7 lead into the half.

Kevin Beverly scored on a 10-yard touchdown run and Coleman went in from 46 yards out on his way to 106 yards and two touchdowns on just nine carries in the first half. Andrew Paterini added a 25-yard field goal to provide the 24-7 halftime margin.

The second half proved to be much of the same as Hampton came out and continued to abuse a Rattler defense that came in ranked eighth in the MEAC against the run, surrendering 221 yards per game. Coleman went in untouched on scoring runs of 44 and 31 yards less than two minutes apart, taking advantage of a Florida A&M turnover to put the Pirates ahead 38-7 with 12:07 remaining in the third.

The Hampton defense added to the scoring column as well by taking advantage of Florida A&M reserve quarterback Leon Camel who replaced starter Albert Chester after he was knocked out of the game by a blitzing Marlon Fair. Sophomore linebacker Charles Robinson stepped in front of a Camel pass intended for Willie Hayward and raced untouched 45 yards down the Rattler sideline to increase the Pirate lead to 45-7.

After taking over for Coleman in the third quarter, Kevin Beverly went on to finish the night with 63 yards rushing and three scores, two coming in the fourth quarter on runs of eight and three yards.

Defensively the Pirates played one of their best games this season, allowing just 157 yards of total offense, forcing four turnovers and recording nine tackles for loss. Led by seniors Justin Durant and Joey Dayton totaled eight tackles apiece, Hampton limited the Rattlers to a meager 2.5 yards per play on offense.

Score By Quarters	1	2	3	4	Final
Hampton University	7	17	21	14	59
Florida A&M	0	7	0	0	7

1st	05:29	Hampton – Coleman 4 yd run (Paterini kick)
2nd	14:09	Florida A&M – Kiser 0 yd fumble recovery (Taylor kick)
	09:52	Hampton – Paterini 25 yd field goal
	06:54	Hampton – Coleman 46 yd run (Paterini kick)
3rd	01:58	Hampton – Beverly 10 yd run (Paterini kick)
	13:55	Hampton – Coleman 44 yd run (Paterini kick)
	12:07	Hampton – Coleman 31 yd run (Paterini kick)
	04:47	Hampton – Robinson 45 yd interception return (Paterini kick)
4th	13:58	Hampton – Beverly 8 yd run (Paterini kick)
	10:19	Hampton – Beverly 3 yd run (Paterini kick)

Team Statistics	HAM	FAMU
First Downs	20	13
Rushing Yards	256	78
Passing Yards	154	79
Comp-Att-Int	12-19-0	10-28-2
Total Offense	410	157
Fumbles/Lost	0/0	4/2
Penalties/Yards	7/72	4/32

Punts/Average	3/21.0	8/44.5
Punt Returns/Yards	4/38	0/0
Kickoff Returns/Yards	2/77	9/192
Time of Possession	24:13	35:47

INDIVIDUAL LEADERS

RUSHING: HAM – A. Coleman, 11-181, 4 TD; K. Beverly, 12-63, 3 TD; P. Shepherd, 4-17; J. Cummings, 3-7; T. Mitchell, 1-1; A. Paterini, 1-(-13). FAMU – A. Edwards, 10-63; A. Chester, 7-20; J. Lawson, 5-15; D. Henry, 5-(-1); L. Camel, 9-(-19); R. Kiser, 0-0, 1 TD.

PASSING: HAM – P. Shepherd, 16-10-0, 142; T. Mitchell, 3-2-0, 12. FAMU – A. Chester, 20-8-0, 53; L. Camel, 7-2-2, 26; R. Kiser, 1-0-0, 0.

RECEIVING: HAM – O. Jones, 4-78; M. McDaniel, 2-34; D. Faulkner, 2-21; K. Teel, 1-10; J. Gilchrist, 1-7; K. Lloyd, 1-2; E. Lomax, 1-2. FAMU – W. Hayward, 3-30; D. Williams, 3-1; T. Jenkins, 2-24; R. Kiser, 1-17; J. Lawson, 1-7.

Game #12 – New Hampshire 41, Hampton 38 November 25, 2006 – Hampton, Virginia Armstrong Stadium (3,401)

The eighth ranked Pirates of Hampton University outscored New Hampshire 17-7 in the second half of Saturday's NCAA Division I Football Championship first round game, but unfortunately for Hampton the Wildcats' seven points came on a 4th-and-16 touchdown pass with under five minutes remaining to give UNH the 41-38 victory. The 25-yard touchdown pass from Ricky Santos to Chad Kackert prevented Hampton from winning its first Division I playoff game and ended the career of more than 20 Pirate seniors who depart as the second winningest class in school history with a four-year record of 38-9.



"Both sides came out and put forth an outstanding effort," said Hampton head coach Joe Taylor the third winningest active coach in the Division I Football Championship Subdivision. "I knew it would come down to who had the ball last and it just came down to one play on fourth down. But I'm proud of our football team and the things we have accomplished."

It was quite clear early on that the game would be a shootout as both teams combined for 34 points in the first quarter, with the longest drive by either team taking three minutes and 10 seconds.

The Wildcats took the opening drive and marched 75 yards in just 2:27 to go ahead 7-0 on a 1-yard pass from Santos to Aaron Brown. However, Kevin Teel returned the ensuing kickoff 69 yards to give the Pirates great field position at the UNH 21-yard line. From there HU quarterback Princeton Shepherd completed 4-of-4 passes, the last coming on a 4-yard touchdown to Marquay McDaniel to knot the game at seven.

A special teams breakdown led to the Wildcats' next score when J.E. Frederickson broke free and blocked a punt by Hampton's Jahmal Blanchard giving New Hampshire a 1st-and-10 at the Pirate 28. Santos threw his second TD of the day to Keith Levan who caught a pass in the flat and broke the tackle of Hampton's Reginald Knox to go in for the 25-yard score. The extra point attempt was missed but the Wildcats held a 13-7 lead with 5:59 to go in the first.

Once again the Pirates wasted little time answering the challenge when on the first play from scrimmage, senior Alonzo Coleman reeled off his longest run of the year, a 65-yard touchdown to give Hampton its first lead at 14-13.

Hampton went on to add to the lead behind the arm of Shepherd. He directed an 80-yard drive to close out the first quarter, connecting with Onrea Jones and McDaniel for consecutive 16-yard completions. Shepherd followed that with a 21-yard strike to McDaniel, setting up a 4-yard TD run by Kevin Beverly who coasted in courtesy of a punishing lead block by fullback Curtis Lewis.

Looking to outdo his counterpart, Santos, the Atlantic 10 Offensive Player of the Year completed his next six passes to bring New Hampshire to within 21-20 as he connected with record breaking receiver David Ball. Ball, who is the all-time leading receiver in Division I-AA history, surpassing Jerry Rice, out jumped HU cornerback Travarous Bain in the end zone for a 15-yard score.

The Pirates went three and out on their next possession and UNH took advantage when Santos connected with Ball for a go-ahead 7-yard touchdown pass with 6:44 remaining in the first half and the Wildcats in front 27-21.

It appeared that the half would end there, but again a special teams miscue by Hampton aided in the Wildcats' momentum.

With 38 seconds on the clock and Hampton punting from its own 32-yard line, Pirate long snapper Maurice Riley sent the snap high forcing punter Jahmal

Blanchard to leave his feet. By the time Blanchard gathered himself he was forced to run and was brought down at the Hampton 29.

A 19-yard completion to Levan and a pass interference penalty led to Robert Simpson's 2-yard touchdown run and a 34-21 UNH lead at the half.

Hampton came out of the locker room with the focus clearly being to run the ball against a defense that came in allowing over 150 yards per game.

"They went back to what they do well," added UNH head coach Sean McConnell of the Pirates' second half ground attack. "They threw more than we expected early, but with a back like Coleman I knew they would go back to the running game. He's as good a back as we've seen all year."

The duo of Coleman and Beverly rushed for 61 of Hampton's 80 yards on the opening drive of the second half and Princeton Shepherd ran it in from six yards out after being flushed from the pocket. Andrew Paterini's extra point brought Hampton to within six at 34-28.

The Hampton defense appeared to settle down, forcing the Wildcats to punt on their first possession and on the next Santos was picked off by HU strong safety Derius Swinton who returned it to the UNH 23-yard line before pulling up with what appeared to be a leg cramp.

The Shepherd to McDaniel (6 rec, 59 yds, 2 TD) combination hooked up again, this time on a 6-yard pitch and catch that gave the Pirates a 35-34 lead heading into the fourth quarter.

Paterini booted a 43-yard field goal with just under nine minutes to play and the Pirates were closing in on that elusive playoff win. However, Santos and the battle-tested Wildcats would not go down easy.

Forced into a passing situation, Santos was sacked by Pat Preston and Kendall Langford on consecutive plays to put the Wildcats in a third and long situation. An 18-yard completion to Matt O'Brien made it 4th-and-5 at the UNH 33-yard line. The Wildcats lined up in a punt formation, but the up-back Maurice Duper took the snap and raced 19 yards to the Hampton 48.

The Wildcats made their way to the Hampton 25-yard line where they were again faced with a fourth down (4th-and-16) and their season on the line. Santos dropped back to pass and with Ball surrounded by HU defenders, he found Kackert coming out of the backfield. One-on-one with Pirate linebacker Jimari Jones, Kackert tracked down Santos' pass in the back of the end zone for the 25-yard touchdown with 4:40 remaining.

A holding penalty and a sack put the Pirates in a 4th-and-23 situation as they attempted to drive down the field for a tying field goal or a winning touchdown, but Shepherd's pass fell incomplete to give the Wildcats the win.

Santos finished the afternoon 27-of-40 for 315 yards and five touchdowns to four different receivers, including two to Ball (5 rec, 70 yds) as the Wildcats racked up 411 yards of total offense against an HU defense that came in ranked No. 1 in the country against the pass.

Shepherd threw for 186 yards and two scores while Coleman became just the sixth player in I-AA history to rush for 1,000 yards in four consecutive seasons, by running for 143 yards on 21 attempts. And in addition to his two touchdown receptions, McDaniel also became the all-time leader in I-AA in career punt returns with 144. He also holds the record for career punt return yards with 1,897.

Score By Quarters	1	2	3	4	Final
New Hampshire	13	21	0	7	41
Hampton University	21	0	14	3	38

1st	12:33	New Hampshire – Brown 1 yd pass from Santos (Manning kick)
	10:03	Hampton – McDaniel 4 yd pass from Shepherd (Paterini kick)
	05:59	New Hampshire – Levan 25 yd pass from Santos (Manning kick blocked)
2nd	05:19	Hampton – Coleman 65 yd run (Paterini kick)
	00:12	Hampton – Beverly 4 yd run (Paterini kick)
	11:39	New Hampshire – Ball 15 yd pass from Santos (Manning kick)
3rd	06:44	New Hampshire – Ball 7 yd pass from Santos (Manning kick)
	00:02	New Hampshire – Simpson 2 yd run (Manning kick)
	08:12	Hampton – Shepherd 6 yd run (Paterini kick)
4th	00:28	Hampton – McDaniel 6 yd pass from Shepherd (Paterini kick)
	08:59	Hampton – Paterini 43 yd field goal
	04:40	New Hampshire – Kackert 25 yd pass from Santos (Manning kick)

Team Statistics	UNH	HAM
First Downs	26	18
Rushing Yards	96	168
Passing Yards	315	186
Comp-Att-Int	27-40-1	24-32-0
Total Offense	411	354
Fumbles/Lost	2/1	0/0
Penalties/Yards	3/24	8/60
Punts/Average	5/35.8	5/30.4
Punt Returns/Yards	4/48	2/7
Kickoff Returns/Yards	6/148	7/175
Time of Possession	28:13	31:47

INDIVIDUAL LEADERS

RUSHING: UNH – R. Simpson, 10-48, 1 TD; C. Kackert, 5-32; M. Duper, 1-19; K. Levan, 3-17; C. Ward, 3-8; A. Brown, 3-4; M. O'Brien, 1-4; R. Santos, 9-(-36). HAM – A. Coleman, 21-143, 1 TD; K. Beverly, 6-34, 1 TD; C. Lewis, 1-0; M. McDaniel, 1-(-3); P. Shepherd, 6-(-3); J. Blanchard, 1-(-3).

PASSING: UNH – R. Santos, 40-27-1, 315, 5 TD. HAM – P. Shepherd, 32-24-0, 2 TD.


RECEIVING: UNH – K. Levan, 9-99, 1 TD; D. Ball, 5-70, 2 TD; A. Brown, 5-41, 1 TD; M. O'Brien, 2-22; E. Loring, 2-17; C. Kackert, 1-25, 1 TD; R. Simpson, 1-23; M. Boyle, 1-11; S. Lynch, 1-7. HAM – O. Jones, 8-77; M. McDaniel, 6-59, 2 TD; J. Gilchrist, 4-28; D. Faulkner, 4-20; K. Beverly, 1-4; A. Coleman, 1-(-2).





The Pirates

had a Division I Football
Championship Subdivision
record five players invited to the
2007 NFL Combine
in Indianapolis



Justin Durant



Alonzo Coleman



Marquay McDaniel



Onrea Jones



Travarous Bain



2006 MEAC Conference Football Honors



Offensive Player of the Year

 **DESHAWN BAKER**
South Carolina State

Defensive Player of the Year

 **JUSTIN DURANT**
Hampton

Offensive Lineman of the Year

 **CLYDE REED**
South Carolina State

Rookie of the Year

 **WILLIAM FORD**
South Carolina State

Coach of the Year

 **JOE TAYLOR**
Hampton

MEAC All-Conference Football First Team

Offensive Team

Pos	Name	School
QB	Princeton Shepherd	Hampton
RB	Deshawn Baker	South Carolina State
RB	Alonzo Coleman	Hampton
TE	John Allen	Norfolk State
WR	Shaheer McBride	Delaware State
WR	Eric Weems	Bethune-Cookman
OL	Nevin McCaskill	Hampton
OL	Clyde Reed	South Carolina State
OL	Daniel Parrish	Florida A&M
OL	Jeremy Breath	Delaware State
C	Raymond Harrison	South Carolina State

Defensive Team

DL	Rudolph Hardie	Howard
DL	Kendall Langford	Hampton
DL	Edwin Piner	Howard
DL	Eric Turner	South Carolina State
LB	Justin Durant	Hampton
LB	Darius Leak	Morgan State
LB	Timothy Lockett	Howard
DB	Travarous Bain	Hampton
DB	Bobbie Williams	Bethune-Cookman
DB	Jason Beach	Florida A&M
DB	Jamel Trott	Delaware State
P	Wesley Taylor	Florida A&M
P/K	Andrew Paterini	Hampton
Ret	Roosevelt Kiser	Florida A&M

MEAC All-Conference Football Second Team

Offensive Team

Pos	Name	School
QB	Albert Chester II	Florida A&M
RB	Emmanuel Marc	Delaware State
RB	Chad Simpson	Morgan State
TE	Victor Johnson	Bethune-Cookman
WR	Marquay McDaniel	Hampton
WR	Roosevelt Kiser	Florida A&M
OL	Clifford Louis	Morgan State
OL	Derrick Upchurch	Delaware State
OL	Emanuel Swindell	Norfolk State
OL	James Lee	South Carolina State
C	Travis Harmon	Howard

Defensive Team

DL	Terrell Floyd	Morgan State
DL	Marcus Dixon	Hampton
DL	Tyrone McGriff	Florida A&M
DL	Ramon McCullough	Bethune-Cookman
LB	Taurean Charles	Bethune-Cookman
LB	Vernon Wilder	Florida A&M
LB	Russell Reeves	Delaware State
DB	Tyrone Kelly	Delaware State
DB	Calvin Bannister	Hampton
DB	Everett Baker	Morgan State
DB	Geoffrey Pope	Howard
P	Jahmal Blanchard	Hampton
P/K	Jesus Cortez	Bethune-Cookman
Ret	Kevin Teel	Hampton

2006 MEAC Conference Stats

Conference Standings

School	MEAC			Overall		
	W	L	Pct	W	L	Pct
Hampton	7	1	.875	10	2	.833
Delaware State	6	2	.750	8	3	.727
South Carolina State	6	2	.750	7	4	.636
Florida A&M	5	3	.625	7	4	.636
Morgan State	4	4	.500	5	6	.455
Howard	4	4	.500	5	6	.455
Bethune-Cookman	3	5	.375	5	6	.455
Norfolk State	1	7	.125	4	7	.364
North Carolina A&T	0	8	.000	0	11	.000



Team Statistics

SCORING OFFENSE

	G	TD	XP	2XP	DXP	FG	Saf	Pts	Avg
1. Hampton	12	52	48	0	0	16	1	410	34.2
2. Delaware State	11	44	39	0	0	10	1	335	30.5
3. Bethune-Cookman	11	43	38	0	0	6	0	314	28.5
4. South Carolina St	11	40	37	0	0	7	0	298	27.1
5. Florida A&M	11	33	27	2	0	14	1	273	24.8
6. Norfolk State	11	33	25	1	0	8	1	251	22.8
7. Morgan State	11	26	20	0	0	5	4	199	18.1
8. Howard	11	23	19	0	0	7	1	180	16.4
9. North Carolina A&T	11	17	12	0	0	0	0	114	10.4

SCORING DEFENSE

	G	TD	XP	2XP	DXP	FG	Saf	Pts	Avg
1. Hampton	12	23	18	0	0	6	0	174	14.5
2. Delaware State	11	25	21	0	0	7	0	192	17.5
3. South Carolina St	11	25	20	0	0	10	2	204	18.5
4. Howard	11	31	24	0	0	9	0	237	21.5
5. Morgan State	11	30	26	0	0	10	3	242	22.0
6. Bethune-Cookman	11	34	25	1	0	6	0	249	22.6
7. Norfolk State	11	37	28	1	0	11	2	289	26.3
8. Florida A&M	11	45	39	1	0	4	2	327	29.7
9. North Carolina A&T	11	66	59	0	0	6	1	475	43.2

PASS OFFENSE

	G	Att	Cmp	Int	Pct.	Yds	Avg	TD	Yds/G
1. Florida A&M	11	325	195	8	60.0	2352	7.2	20	213.8
2. Bethune-Cookman	11	297	167	5	56.2	2230	7.5	20	202.7
3. Norfolk State	11	285	148	16	51.9	2166	7.6	10	196.9
4. Hampton	12	291	187	5	64.3	2122	7.3	20	176.8
5. Delaware State	11	214	121	4	56.5	1420	6.6	12	129.1
6. South Carolina St	11	193	101	9	52.3	1349	7.0	11	122.6
7. North Carolina A&T	11	283	128	19	45.2	1342	4.7	9	122.0
8. Morgan State	11	230	116	10	50.4	1295	5.6	9	117.7
9. Howard	11	257	120	13	46.7	1255	4.9	12	114.1

PASS DEFENSE

	G	Att	Cmp	Int	Pct.	Yds	Avg	TD	Yds/G
1. Hampton	12	313	151	16	48.2	1631	5.2	15	135.9
2. Florida A&M	11	253	121	10	47.8	1555	6.1	11	141.4
3. Howard	11	262	138	9	52.7	1585	6.0	9	144.1
4. Bethune-Cookman	11	267	139	14	52.1	1751	6.6	20	159.2
5. Delaware State	11	277	153	10	55.2	1767	6.4	9	160.6
6. Norfolk State	11	214	112	5	52.3	1797	8.4	18	163.4
7. South Carolina St	11	263	145	13	55.1	1848	7.0	13	168.0
8. North Carolina A&T	11	219	136	4	62.1	1902	8.7	19	172.9
9. Morgan State	11	280	158	8	56.4	2053	7.3	17	186.6

2006 MEAC Conference Stats

KICKOFF RETURNS

	G	Ret	Yds	TD	Avg
1. Hampton	12	36	910	1	25.3
2. Delaware State	11	29	652	0	22.5
3. Florida A&M	11	52	1159	0	22.3
4. South Carolina St	11	35	730	1	20.9
5. Norfolk State	11	40	794	0	19.9
6. Bethune-Cookman	11	42	830	0	19.8
7. Howard	11	41	764	0	18.6
8. Morgan State	11	43	786	0	18.3
9. North Carolina A&T	11	61	1011	0	16.6

PUNTING

	G	No.	Yards	Avg	Ret	Yds	Avg	Net/P
1. Hampton	12	44	1671	38.0	14	140	3.2	34.8
2. Florida A&M	11	45	1774	39.4	16	226	5.0	34.4
3. Norfolk State	11	43	1574	36.6	25	169	3.9	32.7
4. Bethune-Cookman	11	42	1417	33.7	8	52	1.2	32.5
5. Delaware State	11	54	1880	34.8	20	144	2.7	32.1
6. North Carolina A&T	11	63	2299	36.5	32	415	6.6	29.9
7. Howard	11	60	1965	32.8	21	174	2.9	29.9
8. Morgan State	11	54	1760	32.6	28	259	4.8	27.8
9. South Carolina St	11	40	1226	30.6	12	158	4.0	26.7

TURNOVER MARGIN

	G	I-Gained-I				I-Lost-I				Per/G
		Fum	Int	Tot	Mar	Fum	Int	Tot	Mar	
1. Delaware State	11	17	10	27	7	4	11	+16	1.45	
2. South Carolina St	11	16	13	29	5	9	14	+15	1.36	
3. Hampton	12	10	16	26	11	5	16	+10	0.83	
4. Morgan State	11	14	8	22	11	10	21	+1	0.09	
5. Bethune-Cookman	11	9	14	23	21	5	26	-3	-0.27	
6. Howard	11	10	9	19	14	13	27	-8	-0.73	
Florida A&M	11	5	10	15	15	8	23	-8	-0.73	
8. Norfolk State	11	8	5	13	6	16	22	-9	-0.82	
9. North Carolina A&T	11	10	4	14	9	19	28	-14	-1.27	

RUSHING OFFENSE

	G	Att	Yds	Avg	TD	Yds/G
1. South Carolina St	11	498	2663	5.3	27	242.1
2. Delaware State	11	366	2104	5.7	25	191.3
3. Howard	11	465	2033	4.4	10	184.8
4. Hampton	12	421	2101	5.0	28	175.1
5. Morgan State	11	403	1743	4.3	16	158.5
6. Florida A&M	11	357	1473	4.1	12	133.9
7. Bethune-Cookman	11	369	1469	4.0	20	133.5
8. Norfolk State	11	374	1145	3.1	20	104.1
9. North Carolina A&T	11	370	1033	2.8	8	93.9

RUSHING DEFENSE

	G	Rushes	Yards	Avg.	TD	Yds/G
1. Morgan State	11	379	1287	3.4	12	117.0
2. South Carolina St	11	394	1352	3.4	11	122.9
3. Hampton	12	442	1627	3.7	8	135.6
4. Bethune-Cookman	11	392	1516	3.9	13	137.8
5. Howard	11	416	1518	3.6	19	138.0
6. Delaware State	11	427	1549	3.6	15	140.8
7. Norfolk State	11	442	2057	4.7	17	187.0
8. Florida A&M	11	421	2374	5.6	30	215.8
9. North Carolina A&T	11	463	2891	6.2	42	262.8

TOTAL OFFENSE

	G	Rush	Pass	Plays	Yards	Avg/P	TD	Yds/G
1. South Carolina St	11	2663	1349	691	4012	5.8	38	364.7
2. Hampton	12	2101	2122	712	4223	5.9	48	351.9
3. Florida A&M	11	1473	2352	682	3825	5.6	32	347.7
4. Bethune-Cookman	11	1469	2230	666	3699	5.6	40	336.3
5. Delaware State	11	2104	1420	580	3524	6.1	37	320.4
6. Norfolk State	11	1145	2166	659	3311	5.0	30	301.0
7. Howard	11	2033	1255	722	3288	4.6	22	298.9
8. Morgan State	11	1743	1295	633	3038	4.8	25	276.2
9. North Carolina A&T	11	1033	1342	653	2375	3.6	17	215.9

TOTAL DEFENSE

	G	Rush	Pass	Plays	Yards	Avg	TD	Yds/G
1. Hampton	12	1627	1631	755	3258	4.3	23	271.5
2. Howard	11	1518	1585	678	3103	4.6	28	282.1
3. South Carolina St	11	1352	1848	657	3200	4.9	24	290.9
4. Bethune-Cookman	11	1516	1751	659	3267	5.0	33	297.0
5. Delaware State	11	1549	1767	704	3316	4.7	24	301.5
6. Morgan State	11	1287	2053	659	3340	5.1	29	303.6
7. Norfolk State	11	2057	1797	656	3854	5.9	35	350.4
8. Florida A&M	11	2374	1555	674	3929	5.8	41	357.2
9. North Carolina A&T	11	2891	1902	682	4793	7.0	61	435.7

PUNT RETURNS

	G	Ret	Yds	TD	Avg
1. Norfolk State	11	23	476	2	20.7
2. Delaware State	11	26	403	4	15.5
3. Bethune-Cookman	11	25	384	1	15.4
4. Florida A&M	11	18	169	0	9.4
5. South Carolina St	11	13	110	1	8.5
6. Hampton	12	32	267	0	8.3
7. Morgan State	11	30	208	0	6.9
8. Howard	11	22	141	0	6.4
9. North Carolina A&T	11	13	72	0	5.5

PASS EFFICIENCY

	G	Att	Cmp	Pct	Int	Yds	TD	Effic
1. Hampton	12	291	187	.643	5	2122	20	144.8
2. Bethune-Cookman	11	297	167	.562	5	2230	20	138.2
3. Florida A&M	11	325	195	.600	8	2352	20	136.2
4. Delaware State	11	214	121	.565	4	1420	12	127.0
5. South Carolina St	11	193	101	.523	9	1349	11	120.5
6. Norfolk State	11	285	148	.519	16	2166	10	116.1
7. Morgan State	11	230	116	.504	10	1295	9	101.9
8. Howard	11	257	120	.467	13	1255	12	93.0
9. North Carolina A&T	11	283	128	.452	19	1342	9	82.1

PASS DEF. EFFICIENCY

	G	Att	Cmp	Int	Pct.	Yds	TD	Effic
1. Hampton	12	313	151	16	48.2	1631	15	97.6
2. Florida A&M	11	253	121	10	47.8	1555	11	105.9
3. Howard	11	262	138	9	52.7	1585	9	108.0
4. Delaware State	11	277	153	10	55.2	1767	9	112.3
5. South Carolina St	11	263	145	13	55.1	1848	13	120.6
6. Bethune-Cookman	11	267	139	14	52.1	1751	20	121.4
7. Morgan State	11	280	158	8	56.4	2053	17	132.3
8. Norfolk State	11	214	112	5	52.3	1797	18	146.0
9. North Carolina A&T	11	219	136	4	62.1	1902	19	160.0

FIRST DOWNS

	G	Rush	Pass	Pen	Total
1. Hampton	12	115	101	13	229
2. South Carolina St	11	140	54	16	210
3. Florida A&M	11	76	110	22	208
4. Bethune-Cookman	11	90	97	16	203
5. Howard	11	111	59	23	193
6. Norfolk State	11	78	90	16	184
7. Delaware State	11	96	61	12	169
8. North Carolina A&T	11	68	67	22	157
9. Morgan State	11	77	55	17	149

OPPONENT 1ST DOWNS

	G	Rush	Pass	Pen	Total
1. South Carolina St	11	74	80	18	172
2. Howard	11	85	79	12	176
3. Morgan State	11	74	85	21	180
4. Delaware State	11	80	86	16	182
5. Bethune-Cookman	11	85	82	19	186
6. Hampton	12	92	75	27	194
7. Norfolk State	11	105	65	26	196
8. Florida A&M	11	115	68	24	207
9. North Carolina A&T	11	143	80	11	234

2006 MEAC Conference Stats

SACKS BY

	G	Sacks	Yards
1. Hampton	12	34	238
2. Howard	11	31	213
3. Bethune-Cookman	11	30	177
Morgan State	11	30	180
5. Norfolk State	11	28	198
6. South Carolina St	11	26	136
7. Delaware State	11	13	83
8. Florida A&M	11	11	96
9. North Carolina A&T	11	9	55

PENALTIES

	G	No	Yds	Avg/G
1. North Carolina A&T	11	77	642	58.4
2. Howard	11	77	730	66.4
3. Hampton	12	109	858	71.5
4. South Carolina St	11	96	853	77.5
5. Norfolk State	11	101	860	78.2
6. Bethune-Cookman	11	108	873	79.4
7. Delaware State	11	103	936	85.1
8. Florida A&M	11	91	970	88.2
9. Morgan State	11	97	971	88.3

OPPONENT PENALTIES

	G	No	Yds	Avg/G
1. North Carolina A&T	11	102	983	89.4
2. Morgan State	11	112	980	89.1
3. South Carolina St	11	86	803	73.0
4. Bethune-Cookman	11	87	779	70.8
5. Delaware State	11	78	765	69.5
6. Florida A&M	11	96	752	68.4
7. Norfolk State	11	91	722	65.6
8. Howard	11	86	663	60.3
9. Hampton	12	79	678	56.5

4TH-DN CONVERSIONS

	G	Conv	Att	Pct
1. Florida A&M	11	5	6	83.3
2. Bethune-Cookman	11	7	10	70.0
3. Delaware State	11	6	9	66.7
4. Hampton	12	6	14	42.9
5. South Carolina St	11	10	25	40.0
6. Norfolk State	11	6	16	37.5
7. North Carolina A&T	11	6	17	35.3
8. Howard	11	5	15	33.3
9. Morgan State	11	5	22	22.7

RED ZONE OFFENSE

	G	RedZone	Percent	TDs	R/P	FG-AT	Fumb/Int/Downs/Other
1. Hampton	12	47-54	87.0	35	22/13	12-13	3/1/2/0
2. Delaware State	11	31-36	86.1	25	19/6	6-9	1/0/0/1
3. Bethune-Cookman	11	34-40	85.0	29	19/10	5-7	2/0/1/1
4. Florida A&M	11	32-39	82.1	22	11/11	10-14	0/0/0/3
5. Norfolk State	11	29-36	80.6	23	20/3	6-8	1/3/1/0
6. South Carolina St	11	33-46	71.7	27	23/4	6-10	0/1/7/1
7. Howard	11	22-32	68.8	15	9/6	7-9	2/0/3/3
8. Morgan State	11	16-26	61.5	13	7/6	3-6	3/0/4/0
9. North Carolina A&T	11	16-27	59.3	16	7/9	0-3	1/4/3/0

OPP 4TH-DN CONVERT

	G	Conv	Att	Pct
1. Howard	11	5	18	27.8
2. Bethune-Cookman	11	5	15	33.3
3. Delaware State	11	6	16	37.5
4. Norfolk State	11	4	10	40.0
5. South Carolina St	11	7	16	43.8
6. Florida A&M	11	9	18	50.0
7. Hampton	12	10	18	55.6
8. North Carolina A&T	11	10	17	58.8
9. Morgan State	11	8	13	61.5

3RD-DN CONVERSIONS

	G	Conv	Att	Pct
1. Bethune-Cookman	11	71	138	51.4
2. Florida A&M	11	61	141	43.3
3. Hampton	12	59	138	42.8
4. Norfolk State	11	50	131	38.2
5. Howard	11	59	158	37.3
6. South Carolina St	11	48	131	36.6
7. Morgan State	11	42	135	31.1
8. North Carolina A&T	11	42	139	30.2
9. Delaware State	11	34	117	29.1

OPP 3RD-DN CONVERT

	G	Conv	Att	Pct
1. Hampton	12	51	165	30.9
2. Howard	11	48	145	33.1
3. Florida A&M	11	46	128	35.9
4. Bethune-Cookman	11	54	140	38.6
Morgan State	11	54	140	38.6
6. Delaware State	11	61	153	39.9
7. Norfolk State	11	53	132	40.2
8. South Carolina St	11	60	147	40.8
9. North Carolina A&T	11	56	114	49.1

SACKS AGAINST

	G	Sacks	Yards
1. Delaware State	11	11	69
2. Florida A&M	11	17	109
3. South Carolina St	11	19	133
4. Howard	11	20	100
5. North Carolina A&T	11	21	170
Morgan State	11	21	139
7. Hampton	12	24	130
8. Norfolk State	11	31	219
9. Bethune-Cookman	11	33	252

FIELD GOALS

	G	Made	Att	Pct
1. Hampton	12	16	21	.762
2. Delaware State	11	10	15	.667
Bethune-Cookman	11	6	9	.667
4. Florida A&M	11	14	22	.636
5. Norfolk State	11	8	13	.615
6. Howard	11	7	12	.583
7. South Carolina St	11	7	13	.538
8. Morgan State	11	5	10	.500
9. North Carolina A&T	11	0	3	.000

PAT KICKING

	G	Made	Att	Pct
1. Florida A&M	11	27	29	.931
2. Bethune-Cookman	11	38	41	.927
3. South Carolina St	11	37	40	.925
4. Hampton	12	48	52	.923
5. Morgan State	11	20	22	.909
6. Delaware State	11	39	43	.907
7. Howard	11	19	21	.905
8. Norfolk State	11	25	28	.893
9. North Carolina A&T	11	12	16	.750

TIME OF POSSESSION

	G	Total Time	Avg/G
1. Florida A&M	11	370:51	33:42
2. Morgan State	11	339:23	30:51
3. South Carolina St	11	330:28	30:02
4. Howard	11	329:35	29:57
5. Norfolk State	11	321:18	29:12
6. Bethune-Cookman	11	321:04	29:11
7. North Carolina A&T	11	319:40	29:03
8. Hampton	12	348:04	29:00
9. Delaware State	11	311:46	28:20

KICKOFF

	G	No.	Yds	Avg.	Rtn.	TB	Net Avg
1. Hampton	12	78	4657	59.7	1311	2	42.4
2. Bethune-Cookman	11	58	3460	59.7	852	13	40.5
3. Norfolk State	11	52	2936	56.5	717	9	39.2
4. Delaware State	11	66	3584	54.3	936	5	38.6
5. Morgan State	11	45	2500	55.6	600	9	38.2
6. South Carolina St	11	59	2969	50.3	703	2	37.7
7. Florida A&M	11	57	3208	56.3	938	6	37.7
8. Howard	11	41	2251	54.9	763	1	35.8
9. North Carolina A&T	11	30	1784	59.5	651	7	33.1

RED ZONE DEFENSE

	G	RedZone	Percent	TDs	R/P	FG-AT	Fumb/Int/Downs/Other
1. Howard	11	28-41	68.3	20	16/4	8-14	2/1/3/1
2. Florida A&M	11	33-47	70.2	29	21/8	4-9	1/2/6/0
3. Norfolk State	11	27-38	71.1	18	13/5	9-13	1/2/3/1
4. Delaware State	11	25-35	71.4	20	14/6	5-10	2/0/2/1
5. South Carolina St	11	22-30	73.3	14	8/6	8-13	1/0/1/1
6. Hampton	12	25-34	73.5	19	8/11	6-9	0/1/4/1
7. Bethune-Cookman	11	29-39	74.4	23	10/13	6-6	2/4/3/1
8. Morgan State	11	31-41	75.6	23	12/11	8-11	2/1/1/3
9. North Carolina A&T	11	52-57	91.2	48	38/10	4-5	0/0/3/1

2006 MEAC Conference Stats

Individual Statistics

RUSHING

	Team	Cl	G	Att	Yds	Avg	TD	Yds/G	Long
1. BAKER, DeShawn	SCSU	SR	11	204	1289	6.3	9	117.2	70
2. MARC, Emmanuel	DSU	SR	11	187	1230	6.6	12	111.8	73
3. COLEMAN, Alonzo	HAM	SR	11	158	1052	6.7	12	95.6	65
4. SIMPSON, Chad	MSU	JR	11	147	795	5.4	9	72.3	60
5. FERGUSON, Mike	NCAT	SO	9	141	631	4.5	4	70.1	75
6. FORD, William	SCSU	FR	11	112	752	6.7	10	68.4	59
7. BEVERLY, Kevin	HAM	JR	12	134	746	5.6	12	62.2	29
8. ANTHONY, Monte'	NSU	SR	11	144	586	4.1	8	53.3	34
9. RUTHERFORD, A	HOW	SR	10	115	504	4.4	4	50.4	31
10. HENRY, Deitric	FAM	FR	9	70	414	5.9	2	46.0	41

PASSING

AVG/GAME

	Team	Cl	G	Att	Cmp	Int	Pct.	Yds	TD	Avg/G
1. CHESTER, Albert	FAMU	JR	10	264	164	5	62.1	1986	18	198.6
2. HANSEN, Casey	NSU	JR	11	283	148	16	52.3	2166	10	196.9
3. SHEPHERD, P	HAM	SR	11	222	150	4	67.6	1750	17	159.1
4. WINTON, Vashon	DSU	SO	10	168	99	2	58.9	1171	10	117.1
5. McCOY, Cleveland	SCSU	JR	11	183	94	9	51.4	1224	10	111.3
6. RUCKER, Jarod	BCC	JR	10	137	79	2	57.7	1091	11	109.1
7. RUSSELL, Jimmie	BCC	JR	11	160	88	3	55.0	1139	9	103.5
8. CAMPBELL, Wayne	NCAT	FR	11	230	100	17	43.5	1094	9	99.5
9. MELTON, Mario	MSU	SO	10	148	70	9	47.3	924	5	92.4
10. DECEMBER, M	HOW	SO	10	34	13	2	38.2	148	2	14.8

TOTAL OFFENSE

	Team	Cl	G	Rush	Pass	Plays	Total	Yds/G
1. CHESTER, Albert	FAMU	JR	10	320	1986	353	2306	230.6
2. HANSEN, Casey	NSU	JR	11	-128	2166	331	2038	185.3
3. SHEPHERD, P	HAM	SR	11	156	1750	287	1906	173.3
4. McCOY, Cleveland	SCSU	JR	11	420	1224	296	1644	149.5
5. RUSSELL, Jimmie	BCC	JR	11	427	1139	272	1566	142.4
6. WINTON, Vashon	DSU	SO	10	234	1171	232	1405	140.5
7. RUCKER, Jarod	BCC	JR	10	144	1091	210	1235	123.5
8. MELTON, Mario	MSU	SO	10	279	924	218	1203	120.3
9. BAKER, DeShawn	SCSU	SR	11	1289	0	204	1289	117.2
10. MARC, Emmanuel	DSU	SR	11	1230	0	187	1230	111.8

RECEPTIONS/ GAME

	Team	Cl	G	Rec	Yds	TD	Avg/C	Rec/G	Long
1. WEEMS, Eric	BCC	SR	11	69	918	9	13.3	6.27	79
2. KISER, Roosevelt	FAMU	SR	11	63	647	5	10.3	5.73	86
3. McBRIDE, Shaheer	DSU	JR	11	55	852	11	15.5	5.00	73
4. McDANIEL, M	HAM	SR	12	59	786	14	13.3	4.92	55
5. JONES, Onrea	HAM	SR	12	57	679	5	11.9	4.75	36
6. HAYWARD, Willie	FAMU	JR	11	49	674	5	13.8	4.45	44
7. SUMMERS, J	BCC	SR	9	38	464	4	12.2	4.22	49
8. CALLAHAN, James	NSU	SR	11	42	572	1	13.6	3.82	59
WALLS, Curtis	NCAT	JR	11	42	477	1	11.4	3.82	38
10. WOLFE, Rodrick	MSU	JR	9	29	498	6	17.2	3.22	61

RECEIVE YDS/ GAME

	Team	Cl	G	Rec	Yds	TD	Avg/C	Yds/G	Long
1. WEEMS, Eric	BCC	SR	11	69	918	9	13.3	83.5	79
2. McBRIDE, Shaheer	DSU	JR	11	55	852	11	15.5	77.5	73
3. McDANIEL, M	HAM	SR	12	59	786	14	13.3	65.5	55
4. HAYWARD, Willie	FAMU	JR	11	49	674	5	13.8	61.3	44
5. KISER, Roosevelt	FAMU	SR	11	63	647	5	10.3	58.8	86
6. SAMMONS, Emery	NSU	SR	11	35	639	3	18.3	58.1	71
7. JONES, Onrea	HAM	SR	12	57	679	5	11.9	56.6	36
8. WOLFE, Rodrick	MSU	JR	9	29	498	6	17.2	55.3	61
9. CALLAHAN, James	NSU	SR	11	42	572	1	13.6	52.0	59
10. SUMMERS, J	BCC	SR	9	38	464	4	12.2	51.6	49

ALL PURPOSE

	Team	Cl	G	Rush	Rcv	PR	KR	Yds	Avg/G
1. KISER, Roosevelt	FAMU	SR	11	55	647	169	821	1692	153.8
2. WEEMS, Eric	BCC	SR	11	145	918	331	14	1408	128.0
3. MARC, Emmanuel	DSU	SR	11	1230	129	0	0	1359	123.5
4. BAKER, DeShawn	SCSU	SR	11	1289	63	0	0	1352	122.9
5. FORD, William	SCSU	FR	11	752	66	0	517	1335	121.4
6. SAMMONS, Emery	NSU	SR	11	2	639	223	258	1122	102.0
7. SIMPSON, Chad	MSU	JR	11	795	13	0	310	1118	101.6
8. COLEMAN, Alonzo	HAM	SR	11	1052	28	0	0	1080	98.2
9. McDANIEL, M	HAM	SR	12	34	786	239	0	1059	88.2
10. McBRIDE, Shaheer	DSU	JR	11	58	852	0	0	910	82.7

INTERCEPTIONS

	Team	Cl	G	Int	Yds	TD
1. WILLIAMS, Bobbie	BCC	JR	11	6	25	0
2. BAIN, Travarous	HAM	SR	12	5	65	0
3. SWINTON, Derius	HAM	SR	12	4	98	1
BEACH, Jason	FAMU	SO	11	4	88	0
5. BANNISTER, C	HAM	SR	12	3	68	1
WHITEHEAD, T	NSU	FR	9	3	58	0
JACKSON, Rickey	HOW	SO	11	3	42	0
ELLERBE, Laquinn	SCSU	SO	10	3	16	0
WILLIAMS, M	BCC	SR	10	3	0	0
10. REEVES, Russell	DSU	JR	11	2	85	2

PASS EFFICIENCY

	Team	Cl	G	Att	Cmp	Int	Pct.	Yds	TD	Eff.
1. SHEPHERD, P	HAM	SR	11	222	150	4	67.6	1750	17	155.5
2. RUCKER, Jarod	BCC	JR	10	137	79	2	57.7	1091	11	148.1
3. CHESTER, Albert	FAMU	JR	10	264	164	5	62.1	1986	18	144.0
4. WINTON, Vashon	DSU	SO	10	168	99	2	58.9	1171	10	134.7
5. RUSSELL, Jimmie	BCC	JR	11	160	88	3	55.0	1139	9	129.6
6. HANSEN, Casey	NSU	JR	11	283	148	16	52.3	2166	10	116.9
7. McCOY, Cleveland	SCSU	JR	11	183	94	9	51.4	1224	10	115.7
8. MELTON, Mario	MSU	SO	10	148	70	9	47.3	924	5	98.7
9. DECEMBER, M	HOW	SO	10	34	13	2	38.2	148	2	82.4
10. CAMPBELL, Wayne	NCAT	FR	11	230	100	17	43.5	1094	9	81.6

PUNT RETURN AVG

	Team	Cl	G	Ret	Yds	TD	Avg	Long
1. WEEMS, Eric	BCC	SR	11	19	331	1	17.4	67
2. HUDSON, Brandon	DSU	FR	11	19	221	1	11.6	61
3. KISER, Roosevelt	FAMU	SR	11	17	169	0	9.9	40
4. McDANIEL, M	HAM	SR	12	28	239	0	8.5	40
5. WILSON, Jai	MSU	SO	10	22	140	0	6.4	25
6. HENRY, Dominique	SCSU	SO	10	12	76	0	6.3	21
7. DUNCAN, Larry	HOW	SR	10	12	72	0	6.0	29

KICK RETURN AVG

	Team	Cl	G	Ret	Yds	TD	Avg	Long
1. TEEL, Kevin	HAM	SO	11	23	718	1	31.2	92
2. TUNSIL, Kadafi	DSU	SR	11	15	408	0	27.2	61
3. FORD, William	SCSU	FR	11	20	517	1	25.9	90
4. KISER, Roosevelt	FAMU	SR	11	33	821	0	24.9	86
5. SIMPSON, Chad	MSU	JR	11	14	310	0	22.1	82
6. COUNCIL, Corey	BCC	SO	11	31	659	0	21.3	69
7. HOWARD, Rashad	NSU	JR	10	26	536	0	20.6	49
8. YATES, Jeremy	NCAT	JR	11	24	481	0	20.0	52
9. MOORE, Leonard	HOW	JR	11	22	412	0	18.7	40
10. SAMMONS, Emery	NSU	SR	11	14	258	0	18.4	35

PUNTING

	Team	Cl	G	Punts	Yds	Avg	Long
1. TAYLOR, Wesley	FAMU	JR	11	43	1774	41.3	65
2. BLANCHARD, J	HAM	FR	12	41	1628	39.7	71
3. GOMEZ, Antonio	NSU	SR	11	41	1573	38.4	70
4. WOODSON, Lee	NCAT	SO	11	60	2263	37.7	58
5. WARD, Adam	BCC	FR	11	39	1401	35.9	64
6. BRITE, Josh	DSU	JR	11	54	1880	34.8	56
7. WIEHBERG, Dennis	HOW	FR	11	38	1304	34.3	59

2006 MEAC Conference Stats

SCORING

	Team	Cl	G	TD	XPT	FG	2XP	Pts	Pts/G	
1.	PATERINI, Andrew	HAM	SR	12	0	48	16	0	96	8.0
2.	McDANIEL, M	HAM	SR	12	15	0	0	0	90	7.5
3.	MARC, Emmanuel	DSU	SR	11	12	0	0	0	72	6.5
	COLEMAN, Alonzo	HAM	SR	11	12	0	0	0	72	6.5
5.	BEVERLY, Kevin	HAM	JR	12	13	0	0	0	78	6.5
6.	TAYLOR, Wesley	FAMU	JR	11	0	27	14	0	69	6.3
7.	FORD, William	SCSU	FR	11	11	0	0	0	66	6.0
	BAKER, DeShawn	SCSU	SR	11	11	0	0	0	66	6.0
	McBRIDE, Shaheer	DSU	JR	11	11	0	0	0	66	6.0
10.	JONES, Daryl	NSU	JR	11	10	0	0	0	60	5.5

SCORING (TDs)

	Team	Cl	G	TD	Rush	Pass	Ret	PAT	Pts	Pts/G	
1.	McDANIEL, M	HAM	SR	12	15	1	14	0	0	90	7.5
2.	COLEMAN, Alonzo	HAM	SR	11	12	12	0	0	0	72	6.5
	MARC, Emmanuel	DSU	SR	11	12	12	0	0	0	72	6.5
4.	BEVERLY, Kevin	HAM	JR	12	13	12	1	0	0	78	6.5
5.	BAKER, DeShawn	SCSU	SR	11	11	9	2	0	0	66	6.0
	McBRIDE, Shaheer	DSU	JR	11	11	0	11	0	0	66	6.0
	FORD, William	SCSU	FR	11	11	10	0	1	0	66	6.0
8.	WEEMS, Eric	BCC	SR	11	10	0	9	1	0	60	5.5
	JONES, Daryl	NSU	JR	11	10	9	1	0	0	60	5.5
10.	SIMPSON, Chad	MSU	JR	11	9	9	0	0	0	54	4.9

SCORING (KICK)

	Team	Cl	G	PATs	FGs	Pts	Pts/G	
1.	PATERINI, Andrew	HAM	SR	12	48-52	16-21	96	8.0
2.	TAYLOR, Wesley	FAMU	JR	11	27-29	14-22	69	6.3
3.	BRITE, Josh	DSU	JR	11	35-39	8-12	59	5.4
4.	GASTON, Michael	SCSU	SR	11	37-40	7-10	58	5.3
5.	CORTEZ, Jesus	BCC	SR	11	38-41	6-9	56	5.1
6.	GOMEZ, Antonio	NSU	SR	11	21-24	7-12	42	3.8
7.	WIEHBERG, Dennis	HOW	FR	11	17-19	7-11	38	3.5
8.	SKEETE, Jonathan	MSU	SO	11	20-22	5-10	35	3.2
9.	CASTELLAT, J	NSU	FR	9	4-4	1-1	7	0.8
10.	VOSBURG, Ross	NCAT	FR	11	4-7	0-2	4	0.4

FIELD GOALS

	Team	Cl	G	FG	FGA	Pct.	FG/G	
1.	PATERINI, Andrew	HAM	SR	12	16	76.2	1.33	
2.	TAYLOR, Wesley	FAMU	JR	11	14	22	63.6	1.27
3.	BRITE, Josh	DSU	JR	11	8	12	66.7	0.73
4.	GASTON, Michael	SCSU	SR	11	7	10	70.0	0.64
	WIEHBERG, Dennis	HOW	FR	11	7	11	63.6	0.64
	GOMEZ, Antonio	NSU	SR	11	7	12	58.3	0.64
7.	CORTEZ, Jesus	BCC	SR	11	6	9	66.7	0.55
8.	SKEETE, Jonathan	MSU	SO	11	5	10	50.0	0.45
9.	CASTELLAT, J	NSU	FR	9	1	1	100.0	0.11

FIELD GOAL PCT

	Team	Cl	G	FG	FGA	Long	Pct.
1.	PATERINI, Andrew	HAM	SR	12	16	21	76.2
2.	BRITE, Josh	DSU	JR	11	8	12	66.7
3.	TAYLOR, Wesley	FAMU	JR	11	14	22	63.6
	WIEHBERG, Dennis	HOW	FR	11	7	11	63.6
5.	GOMEZ, Antonio	NSU	SR	11	7	12	58.3

PAT KICKING PCT

	Team	Cl	G	Made	Att	Pct.	
1.	TAYLOR, Wesley	FAMU	JR	11	27	29	93.1
2.	CORTEZ, Jesus	BCC	SR	11	38	41	92.7
3.	GASTON, Michael	SCSU	SR	11	37	40	92.5
4.	PATERINI, Andrew	HAM	SR	12	48	52	92.3
5.	SKEETE, Jonathan	MSU	SO	11	20	22	90.9
6.	BRITE, Josh	DSU	JR	11	35	39	89.7
7.	GOMEZ, Antonio	NSU	SR	11	21	24	87.5

TACKLES

	Team	Cl	G	Pos	Solo	Ast	Total	Avg/G	Sack	
1.	DURANT, Justin	HAM	SR	11	LB	65	33	98	8.9	1.0
2.	WILDER, Vernon	FAMU	FR	10	LB	32	57	89	8.9	1.5
3.	LEAK, Darius	MSU	SR	11	LB	43	50	93	8.5	0.5
4.	LOCKETT, Timothy	HOW	SR	11	LB	50	41	91	8.3	0.5
5.	McCULLOUGH, Ro	BCC	JR	9		33	40	73	8.1	2.5
6.	DAVIS, Maguell	NSU	JR	11	LB	35	49	84	7.6	3.0
7.	PEARCE, Danual	HOW	JR	11	LB	39	44	83	7.5	1.0
8.	REEVES, Russell	DSU	JR	11	LB	36	43	79	7.2	0.0
9.	KELLY, Tyrone	DSU	SR	11	DB	42	34	76	6.9	0.0
10.	WILLIAMS, Bobbie	BCC	JR	11		43	32	75	6.8	0.0

SACKS

	Team	Cl	G	Pos	Solo	Ast	Yds	Total	Avg/G	
1.	HARDIE, Rudolph	HOW	SR	11	DE	8	3	64	9.5	0.86
2.	COOPER, Endor	HOW	SO	9	LB	8	1	62	8.5	0.94
3.	LANGFORD, K	HAM	JR	12	DE	6	4	57	8.0	0.67
4.	FLOYD, Terrell	MSU	JR	11	DL	7	0	51	7.0	0.64
5.	HUGHES, Rodney	BCC	JR	11		4	5	40	6.5	0.59
6.	GOODE, Wakeem	HAM	SO	11	LB	5	0	47	5.0	0.45
	GUYTON, Jerrell	MSU	SO	11	LB	5	0	37	5.0	0.45
8.	ARMSTRONG, Rob	MSU	FR	10	DL	5	0	28	5.0	0.50
9.	ROLAND, Travis	BCC	JR	11		3	2	21	4.0	0.36
	ERBY, David	SCSU	FR	11	LB	4	0	8	4.0	0.36

TACKLES FOR LOSS

	Team	Cl	G	Pos	Solo	Ast	Yds	Total	Avg/G	
1.	HARDIE, Rudolph	HOW	SR	11	DE	16	8	87	20.0	1.82
2.	LANGFORD, K	HAM	JR	12	DE	11	9	79	15.5	1.29
3.	SHEPPARD, Dannel	FAMU	JR	9	LB	12	5	55	14.5	1.61
4.	FLOYD, Terrell	MSU	JR	11	DL	11	5	66	13.5	1.23
5.	DURANT, Justin	HAM	SR	11	LB	10	6	48	13.0	1.18
6.	GUYTON, Jerrell	MSU	SO	11	LB	9	5	44	11.5	1.05
7.	COOPER, Endor	HOW	SO	9	LB	7	8	65	11.0	1.22
8.	CHARLES, Taurean	BCC	SR	11		9	4	41	11.0	1.00
9.	BLIZZARD, Alden	HAM	SR	11	DE	9	3	42	10.5	0.95
	HUGHES, Rodney	BCC	JR	11		7	7	54	10.5	0.95

FUMBLES FORCED

	Team	Cl	G	Num	Avg/G	
1.	JOHNSON, Antonio	NCAT	JR	11	4	0.36
2.	REED, Patrick	SCSU	SR	11	3	0.27
	GUYTON, Jerrell	MSU	SO	11	3	0.27
	HARDIE, Rudolph	HOW	SR	11	3	0.27
	LOCKETT, Timothy	HOW	SR	11	3	0.27
	NKRUMAH, Kofi	MSU	JR	11	3	0.27
	BALLOON, Josh	BCC	JR	11	3	0.27
8.	GREEN, Akeem	DSU	JR	10	2	0.20
	TROTT, Jamel	DSU	SR	10	2	0.20
10.	COLBERT, Brandon	NCAT	SO	11	2	0.18

FUMBLES RECOVERED

	Team	Cl	G	Num	Avg/G	
1.	LEAK, Darius	MSU	SR	11	5	0.45
2.	ROUSE, Kelly	DSU	JR	9	3	0.33
3.	KING, Dennis	BCC	JR	11	3	0.27
4.	COOPER, Endor	HOW	SO	9	2	0.22
5.	WHITE, Tony	SCSU	SO	10	2	0.20
	CLAIBORN, Thomas	HOW	SR	10	2	0.20
7.	YATES, Jeremy	NCAT	JR	11	2	0.18
	FEAGIN, Brandon	NSU	SR	11	2	0.18
	GUYTON, Jerrell	MSU	SO	11	2	0.18
	HOPKINS, Stephon	DSU	SR	11	2	0.18

PASSES DEFENDED

	Team	Cl	G	Brup	Int	Total	Avg/G	
1.	MONDS, James	BCC	JR	11	11	2	13	1.18
2.	AMOAH, Kofi	DSU	SR	11	10	1	11	1.00
	YATES, Jeremy	NCAT	JR	11	10	1	11	1.00
4.	BAIN, Travarous	HAM	SR	12	6	5	11	0.92
	BANNISTER, C	HAM	SR	12	8	3	11	0.92
6.	TWINE, Andre	NSU	JR	11	8	1	9	0.82
7.	CLAIBORN, Thomas	HOW	SR	10	7	1	8	0.80
8.	CLARK, Gregory	FAMU	JR	9	5	2	7	0.78
9.	WILLIAMS, Bobbie	BCC	JR	11	2	6	8	0.73
10.	WILLIAMS, M	BCC	SR	10	4	3	7	0.70





The Record Book

W
HAMPTON



Yearly Look Back

Individual Records

POINTS

Game: 30-Alonzo Coleman at Gardner-Webb; 2005
Season: 172-Montrell Coley: 2000
Career: 384-Alonzo Coleman: 2003-2006

TOUCHDOWNS

Game: 5-Alonzo Coleman at Gardner-Webb; 2005
Season: 28-Montrell Coley: 2000
Career: 64-Alonzo Coleman: 2003-2006

FIELD GOALS MADE

Game: 4-Andrew Paterini vs. Howard 2004; vs. Delaware State 2005; vs. Howard 2006
Season: 20-Andrew Paterini, 2005
Career: 59-Andrew Paterini: 2003-2006 (59 of 90)

POINT AFTER TOUCHDOWN

Game: 11-Ed Allen vs. St. Paul's: 1976
Season: 56-Andrew Paterini, 2004
Career: 184-Andrew Paterini: 2003-2006 (184 of 204)

RUSHING TOUCHDOWNS

Game: 5-Alonzo Coleman at Gardner-Webb; 2005
Season: 27-Montrell Coley: 2000
Career: 62-Alonzo Coleman: 2003-2006

TOUCHDOWN RECEPTIONS

Game: 4-Michael Jenkins vs. Morehouse 1995
Season: 14-Marquay McDaniel: 2006
Career: 22-Johnnie Barnes: 1988-91
 22-Marquay McDaniel: 2003-2006

MOST TOUCHDOWN PASSES

Game: 6-Lionel Williams vs. Morehouse, 1966; Matt Williams vs. Morehouse, 1995
Season: 25-Matt Montgomery, 1992
Career: 63-Matt Montgomery, 1991-94

RUSHING ATTEMPTS

Game: 50-Montrell Coley vs. Morgan State: 2000
Season: 307-Montrell Coley: 2000
Career: 826-Alonzo Coleman: 2003-2006

RUSHING YARDS

Game: 253-Montrell Coley vs. Morgan State: 2000
Season: 1,582-Montrell Coley: 2000
Career: 4,648-Alonzo Coleman: 2003-2006

PASSING ATTEMPTS

Game: 57-Matt Montgomery vs. Tuskegee: 1991
Season: 305-Matt Montgomery: 1991
Career: 1,036-Matt Montgomery: 1991-94

PASSES COMPLETED

Game: 32-Matt Montgomery vs. Tuskegee: 1991
Season: 148-Matt Montgomery: 1994
Career: 545-Matt Montgomery: 1991-94

PASSING YARDAGE

Game: 394 - Matt Montgomery vs. Tuskegee, 1991
Season: 2118-Matt Montgomery, 1994
Career: 7,839-Matt Montgomery, 1991-1994

RECEPTIONS

Game: 13-Zuriel Smith vs. South Carolina State: 2001
Season: 59-Marquay McDaniel: 2006
Career: 189-Zuriel Smith: 1999-2002

RECEPTION YARDAGE

Game: 234-Jerome Mathis vs. Gardner-Webb, 2004
Season: 977-Jerome Mathis: 2003
Career: 3090-Johnnie Barnes: 1988-91

TOTAL OFFENSIVE YARDS

Game: 482-(74 plays/17 rushes, 57 pass att.)-Matt Montgomery vs. Tuskegee 1991
Season: 2,152 - (292 plays) - Matt Montgomery 1992
Career: 8,311 - (1,250 plays) - Matt Montgomery 1991-94

TACKLES

MOST TACKLES

Game: 25-Reggie Doss vs. Virginia Union, 1977
Season: 169-Darrell Flythe, 1996
Career: 389-Gareth Bonds, 1989-92

MOST SOLO TACKLES

Game: 18-Kevin "Sweet Pea" Williams vs. Southern, 1995
Season: 110-Darrell Flythe, 1996
Career: 202-Gareth Bonds, 1989-92

MOST ASSISTED TACKLES

Game: 15-Reggie Doss vs. Virginia Union, 1977
Season: 75-Reggie Doss, 1977
Career: 187-Gareth Bonds, 1989-92

QUARTERBACK SACKS

Game: 6-Isaac Hilton vs. Bowie State: 2002
Season: 19-Hugh Hunter: 1994
Career: 44 Hugh Hunter 1992-95

INTERCEPTIONS

Game: 4-Thomas Gosier vs. Virginia Union: 1985
 Melvin Crawford vs. Grambling: 1994
Season: 11-Stacy Saunders: 1988
Career: 20-Melvin Crawford, 1991-1994

PUNT RETURN AVERAGE

Season: 19.1 yards-Clarence Bailey, 1984
Career: 19.2 yards-Clarence Bailey, 1984-85

KICKOFF RETURN AVERAGE

Season: 35.5 yards-Jerome Mathis, 2004
Career: 26.6 yards-Jerome Mathis, 2002-04

PUNTING AVERAGE

Game: 51.3-Todd Covington vs. Liberty University, 1995
Season: 42.1-Cameron Muro, 2003
Career: 41.8-Cameron Muro, 2003-05

Miscellaneous Individual Records

LONGEST RUN FROM SCRIMMAGE

97 yards by Carl Painter vs. Bowie St. 1985

LONGEST PASS COMPLETION

98 yards (TD) by Princeton Shepherd to Jerome Mathis at South Carolina State, 2004

LONGEST FIELD GOAL MADE

55 yards by Andrew Paterini vs. Norfolk St.: 2005

LONGEST PUNT RETURN

85 yards by Marquay McDaniel vs. Howard, 2004

LONGEST KICKOFF RETURN

100 yards by Terrance Patrick vs. Alcorn State, 2002

CONSECUTIVE GAMES WITH A RECEPTION

34 by Jerome Mathis

LONGEST INTERCEPTION RETURN

99 yards by Kyle Whitehurst at Howard; 2005

Team Records

POINTS

Game: 89 vs. Roanoke Athletic Club: 1916
Season: 523: 2004

RUSHING

Game: 452 vs. C. W. Post: 1994
Season: 3377: 1994

PASSING

Game: 401 vs. Tuskegee: 1991
Season: 2,479: 1991

TOUCHDOWNS

Game: 12 vs. C. W. Post: 1994
Season: 74: 1994

RUSHING ATTEMPTS

Game: 75 vs. Morgan State 2000
Season: 595: 2002

PASSING ATTEMPTS

Game: 64 vs. Tuskegee: 1991
Season: 399: 1991

PASSES COMPLETED

Game: 33 vs. Tuskegee: 1991
Season: 161: 1991

TOTAL OFFENSE

Game: 810 vs. C. W. Post: 1994
Season: 5575: 1994

FIELD GOALS MADE

Game: 4 vs. Howard, 2004; vs. Delaware State, 2005; vs. Howard, 2006
Season: 20: 2005

MOST PUNTS

Game: 13 at Villanova, 2003
Season: 77: 1971

INTERCEPTIONS

Game: 5 vs. Elizabeth City: 1978, Bowie St.: 1980, Virginia Union: 1985, Grambling, 1994
Season: 26: 1978

HIGHEST PUNTING AVERAGE

Game: 48.3 vs. St. Paul's: 1980
Season: 42.1: 2003

Miscellaneous Team Records

MOST YARDS PENALIZED

Game: 221 vs. St. Paul's 1976
Season: 1356: 1977

LONGEST GAME

HU vs. Florida A&M - 5 hours 10 minutes (FAMU 59, HU 58) 10/6/96

MOST OVERTIMES

6 vs. Florida A&M - 10/6/96

MOST DEFENSIVE TOUCHDOWNS IN A GAME

4 vs. Howard University - 1997

LONGEST WINNING STREAK

17 - 1993 through 1994

LONGEST LOSING STREAK

28 - 1968 through 1971

CONSECUTIVE SCORING GAMES BY HAMPTON UNIVERSITY

259 - September 1984 - Present (Tennessee State was the last team to shut out an HU team. It was the season opener with TSU winning 44-0)

Yearly Look Back

CAREER TOTAL OFFENSE LEADERS

1.	Matt Montgomery	(1991-94)	8,311
2.	Roy Johnson	(1996-99)	7,556
3.	Princeton Shepherd	(2003-06)	5,494
4.	Alonzo Coleman	(2003-06)	4,648
5.	Timothy Frazier	(2000-03)	4,249
6.	Montrell Coley	(1997-00)	3,897
7.	DeRocke Croom	(1987-90)	3,395
8.	Russell Seaton	(1975-77)	3,360
9.	Carl Painter	(1983-87)	3,223
10.	Ataveus Cash	(1998-01)	3,159

SINGLE-SEASON TOTAL OFFENSE LEADERS

1.	Matt Montgomery	(1992)	2,152
2.	Matt Montgomery	(1994)	2,122
3.	Matt Montgomery	(1991)	2,102
4.	Roy Johnson	(1998)	1,975
5.	Princeton Shepherd	(2004)	1,968
6.	Ataveus Cash	(2000)	1,949
7.	Matt Montgomery	(1993)	1,935
8.	Roy Johnson	(1996)	1,922
9.	Princeton Shepherd	(2006)	1,906
10.	Roy Johnson	(1999)	1,905

CAREER RUSHING LEADERS - YARDS

1.	Alonzo Coleman	(2003-06)	4,648
2.	Montrell Coley	(1997-00)	3,838
3.	Carl Painter	(1983-87)	3,223
4.	Dennis Mahan	(1979-82)	3,064
5.	Tyrone Mayer	(1994-97)	2,846
6.	Tim Dudley	(1988-90)	2,763
7.	Anthony Smith	(1992-95)	2,268
8.	Ardell Daniels	(2004-05)	2,142
9.	Lamonte Still	(1994-96)	1,862
10.	Willie Holland	(1959-61)	1,715

SINGLE-SEASON RUSHING LEADERS - YARDS

1.	Montrell Coley	(2000)	1,582
2.	Alonzo Coleman	(2005)	1,326
3.	Carlos Fleeks	(1992)	1,312
4.	Tyrone Mayer	(1995)	1,193
5.	Lamonte Still	(1994)	1,174
6.	Carl Painter	(1985)	1,170
7.	Charles Jackson	(1997)	1,143
8.	Alonzo Coleman	(2003)	1,137
9.	Alonzo Coleman	(2004)	1,133
10.	Dennis Mahan	(1980)	1,109

YEAR-BY-YEAR TOTAL OFFENSE LEADERS

YEAR	NAME	RUSH	PASS	TOTAL YDS.
1949	James Dillard	334	231	565
1950	James Dillard	408	277	685
1951	Herbert Scott	278	292	570
1952	William Casey	409	459	868
1953				
1954				
1955	Robert Crawford	560	0	560
1956	Albert Jackson	350	0	350
1957	Elton Conner	275	0	275
1958	Norman Anderson	665	0	665
1959	Norman Anderson	474	25	499
1960	Willie Holland	544	0	544
1961	Willie Holland	883	0	883
1962	James Guthrie	330	63	393
1963	Carey Hughley	27	996	1023
1964	Carey Hughley	-79	794	715
1965	Edward Tomlin	458	2	460
1966	Sandy Bowers	747	95	842
1967	Lionel Williams	235	1227	1462
1968	Lionel Williams	185	847	1032
1969	Tillman Sease	-278	918	640
1970	Tillman Sease	0	0	1269
1971	Tillman Sease	18	971	989
1972	Reginald Johns	140	421	561
1973	Henry Tillman	498	0	498
1974	Dwight Joiner	-79	692	613
1975	Russell Seaton	-150	1065	915
1976	Russell Seaton	-206	1292	1086
1977	Russell Seaton	-206	1565	1359
1978	Jenso Baker	-108	924	816
1979	Anthony Armstrong	765	0	765
1980	Dennis Mahan	1109	0	1109
1981	Dennis Mahan	835	0	835
1982	Dennis Mahan	999	0	991
1983	Carl Painter	533	0	533
1984	Rodney Alderman	63	489	552
1985	Carl Painter	1170	0	1170
1986	Anthony Picott	14	993	1007
1987	Carl Painter	981	0	981
1988	Russell Johnson	44	1472	1516
1989	DeRocke Croom	124	1124	1248
1990	DeRocke Croom	61	1344	1405
1991	Matt Montgomery	153	1949	2102
1992	Matt Montgomery	152	2000	2152
1993	Matt Montgomery	163	1772	1935
1994	Matt Montgomery	4	2118	2122
1995	Sekou Wilson	113	1355	1468
1996	Roy Johnson	165	1757	1922
1997	Roy Johnson	263	1491	1754
1998	Roy Johnson	83	1892	1975
1999	Roy Johnson	-41	1946	1905
2000	Ataveus Cash	448	1501	1949
2001	Ataveus Cash	47	1030	1077
2002	Timothy Frazier	103	1351	1454
2003	Timothy Frazier	65	1586	1651
2004	Princeton Shepherd	78	1890	1968
2005	Alonzo Coleman	1326	0	1326
2006	Princeton Shepherd	156	1750	1906

Yearly Look Back

CAREER RUSHING LEADERS – ATTEMPTS

1.	Alonzo Coleman	(2003-06)	826
2.	Montrell Coley	(1997-00)	696
3.	Carl Painter	(1983-87)	628
4.	Tyrone Mayer	(1994-97)	538
5.	Dennis Mahan	(1979-82)	533
6.	Tim Dudley	(1988-90)	521
7.	Ardell Daniels	(2004-05)	397
8.	Anthony Smith	(1992-95)	386
9.	Rian Thompson	(2002-03)	369
10.	Willie Holland	(1959-61)	332

SINGLE-SEASON RUSHING LEADERS – ATTEMPTS

1.	Montrell Coley	(2000)	307
2.	Alonzo Coleman	(2003)	239
3.	Robert Smith	(2001)	229
4.	Alonzo Coleman	(2004)	225
5.	Rian Thompson	(2002)	219
6.	Carlos Fleeks	(1992)	209
7.	Carl Painter	(1985)	206
8.	Ardell Daniels	(2004)	205
9.	Tyrone Mayer	(1995)	204
	Alonzo Coleman	(2005)	204

CAREER RUSHING LEADERS – TOUCHDOWNS

1.	Alonzo Coleman	(2003-06)	62
2.	Montrell Coley	(1997-00)	49
3.	Malcolm Benson	(1993-95)	33
4.	Carl Painter	(1983-87)	28
	Dennis Mahan	(1979-82)	28
6.	DeRocke Croom	(1987-90)	25
7.	Tim Dudley	(1988-90)	24
	Ardell Daniels	(2004-05)	24
9.	Willie Holland	(1959-61)	23
10.	Rian Thompson	(2002-03)	20

SINGLE-SEASON RUSHING LEADERS - TOUCHDOWNS

1.	Montrell Coley	(2000)	27
2.	Alonzo Coleman	(2005)	19
3.	Alonzo Coleman	(2003)	18
4.	Ardell Daniels	(2004)	15
	Carlos Fleeks	(1992)	15
6.	Carl Painter	(1987)	14
	Willie Holland	(1961)	14
8.	Alonzo Coleman	(2004)	13
	Malcolm Benson	(1994)	13
10.	Rian Thompson	(2002)	12
	Lamonte Still	(1994)	12
	DeRocke Croom	(1989)	12
	Alonzo Coleman	(2006)	12
	Kevin Beverly	(2006)	12

YEAR-BY-YEAR RUSHING LEADERS

YEAR	NAME	NO.	YDS.	TD
1949	James Dillard	111	334	5
1950	James Dillard	122	408	3
1951	Herbert Scott	116	278	4
1952	William Casey	74	409	6
1953				
1954	Fletcher Battle	360		
1955	Robert Crawford	131	560	
1956	Albert Jackson	87	350	
1957	Elton Conner	98	275	
1958	Norman Anderson	164	665	6
1959	Norman Anderson	132	474	
1960	Willie Holland	80	544	9
1961	Willie Holland	192	883	14
1962	James Guthrie	75	330	
1963	James Guthrie	87	513	4
1964	Charles Breece	58	327	3
1965	Edward Tomlin	107	458	5
1966	Sandy Bowers	115	747	10
1967	Edward Tomlin	122	663	9
1968	Jack Jones	80	310	4
1969	Derrick Anderson	71	197	
1970	David Walters	282		
1971	Derrick Anderson	67	187	3
1972	Adolph Hawkins	98	235	0
1973	Henry Tillman	146	498	2
1974	Larry Brooks	76	284	3
1975	Larry Brooks	114	435	5
1976	Lewey Hale	124	638	3
1977	Carl Turner	99	433	5
1978	Donnell Jones	151	487	3
1979	Anthony Armstrong	143	765	6
1980	Dennis Mahan	138	1109	11
1981	Dennis Mahan	173	835	8
1982	Dennis Mahan	196	991	7
1983	Carl Painter	105	533	4
1984	Carl Painter	121	481	1
1985	Carl Painter	206	1170	9
1986	Anthony Jones	56	383	3
1987	Carl Painter	172	981	14
1988	Tim Dudley	164	1004	11
1989	Tim Dudley	187	1013	7
1990	Tim Dudley	170	746	6
1991	Tony Clomax	87	358	8
1992	Carlos Fleeks	209	1312	15
1993	Anthony Smith	181	1034	9
1994	Lamonte Still	165	1174	12
1995	Tyrone Mayer	204	1193	9
1996	Tyrone Mayer	202	987	6
1997	Charles Jackson	185	1143	7
1998	Montrell Coley	158	1024	11
1999	Montrell Coley	156	892	8
2000	Montrell Coley	307	1582	27
2001	Robert Smith	229	797	11
2002	Rian Thompson	219	730	12
2003	Alonzo Coleman	239	1137	18
2004	Alonzo Coleman	225	1133	13
2005	Alonzo Coleman	204	1326	19
2006	Alonzo Coleman	158	1052	12

Yearly Look Back

100-Yard Rushing Games (Since 1986)

253	Montrell Coley vs. Morgan State	2000
231	Montrell Coley vs. Delaware State	2000
223	Montrell Coley vs. Morgan State	1998
214	Charles Jackson vs. Morgan State	1997
212	Anthony Smith vs. Fayetteville State	1994
209	Alonzo Coleman vs. Jackson State	2004
206	Charles Jackson vs. Howard	1997
205	Montrell Coley vs. Norfolk State	2000
204	Kevin Beverly vs. North Carolina A&T	2006
202	Tyrone Mayer vs. Bethune-Cookman	1995
196	Anthony Smith vs. Livingstone	1993
194	Lamonte Still vs. Johnson C. Smith	1994
193	Malcolm Benson vs. Morgan State	1995
191	Ardell Daniels vs. Savannah State	2004
184	Tyrone Mayer vs. Morgan State	1995
181	Alonzo Coleman vs. Florida A&M	2006
180	Alonzo Coleman vs. Bethune-Cookman	2006
178	Montrell Coley vs. South Carolina State	2000
178	Montrell Coley vs. South Carolina State	1997
176	Lamonte Still vs. Norfolk State	1994
174	Robert Smith vs. Morgan State	2001
174	Carlos Fleeks vs. Cheyney	1992
172	Alonzo Coleman vs. Howard	2006
172	Alonzo Coleman vs. Gardner-Webb	2005
169	Ardell Daniels vs. South Carolina State	2004
169	Demetrius Hall vs. Virginia State	1987
168	Alonzo Coleman vs. Savannah State	2003
168	Rian Thompson vs. Bethune-Cookman	2002
168	Montrell Coley vs. Morgan State	1999
166	Montrell Coley vs. Norfolk State	1997
165	Alonzo Coleman vs. Delaware State	2003
165	Tim Dudley vs. District of Columbia	1988
163	Alonzo Coleman vs. Bethune-Cookman	2005
163	Montrell Coley vs. Southern Utah	2000
163	Carlos Fleeks vs. Johnson C. Smith	1992
163	Carlos Fleeks vs. Morehouse	1992
162	Rian Thompson vs. Howard	2003
160	Tim Dudley vs. West Virginia Tech	1988
156	Rian Thompson vs. Delaware State	2003
156	Tim Dudley vs. Tuskegee	1990
155	Lamonte Still vs. Fayetteville State	1994
155	Carl Painter vs. Bowie State	1987
155	Carl Painter vs. District of Columbia	1987
154	Montrell Coley vs. Delaware State	1999
154	Todd Harvey vs. Winston-Salem State	1992
152	Charles Jackson vs. Florida A&M	1997
151	Lamonte Still vs. Grambling State	1994
150	Alonzo Coleman vs. Morgan State	2003
150	Tyrone Mayer vs. Clark-Atlanta	1996
149	Demetrius Hall vs. Elizabeth City State	1987
147	Anthony Smith vs. Elizabeth City State	1993
145	Montrell Coley vs. Grambling State	1999
144	Malcolm Benson vs. Virginia Union	1994
143	Alonzo Coleman vs. New Hampshire	2006
143	Terrence Warren vs. Johnson C. Smith	1991
142	Ardell Daniels vs. Savannah State	2005
142	Carlton Morant vs. Delaware State	2002
142	Pete Holloway vs. Virginia Union	1990
141	Alonzo Coleman vs. South Carolina State	2003
140	Ardell Daniels vs. Norfolk State	2005
140	Alonzo Coleman vs. Gardner-Webb	2004
140	Alonzo Coleman vs. North Carolina A&T	2005
138	Carlos Fleeks vs. Tuskegee	1992
137	Ardell Daniels vs. Norfolk State	2004
137	Andre White vs. Morehouse	1988
136	Derrick McIlwain vs. Norfolk State	1999
136	Anthony Jones vs. Morehouse	1987
133	Van Morgan vs. Savannah State	2005
133	Ardell Daniels vs. Gardner-Webb	2005
133	Montrell Coley vs. Norfolk State	1998

133	Tyrone Mayer vs. Norfolk State	1995
132	Montrell Coley vs. South Carolina State	1998
132	Tim Dudley vs. North Carolina Central	1990
132	Pete Holloway vs. Norfolk State	1989
130	Tyrone Mayer vs. Virginia State	1996
130	Carlos Fleeks vs. Virginia Union	1992
127	Malcolm Benson vs. Morris Brown	1993
127	Carl Painter vs. Winston-Salem State	1987
126	Alonzo Colemann vs. Morgan State	2005
126	Alonzo Coleman vs. Howard	2004
126	Alonzo Coleman vs. Bethune-Cookman	2004
126	Carl Painter vs. Norfolk State	1987
125	Alonzo Coleman vs. Florida A&M	2005
125	Carlos Fleeks vs. Winston-Salem State	1992
124	Tyrone Mayer vs. Bethune-Cookman	1996
123	Tim Dudley vs. Morehouse	1990
120	Alonzo Coleman vs. Savannah State	2004
120	Montrell Coley vs. Florida A&M	1998
120	Pete Holloway vs. Tuskegee	1990
119	Tim Dudley vs. Tuskegee	1989
118	Montrell Coley vs. Bethune-Cookman	2000
117	Pete Holloway vs. Elizabeth City State	1990
116	Tyrone Mayer vs. Fayetteville State	1995
115	Rian Thompson vs. Howard	2002
115	Alonzo Coleman vs. Norfolk State	2005
114	Ardell Daniels vs. Florida A&M	2005
114	Darrell Flythe vs. Virginia Union	1994
113	Montrell Coley vs. Winston-Salem State	2000
113	Derrick McIlwain vs. South Carolina State	1999
113	Derrick McIlwain vs. Delaware State	1998
113	Tim Dudley vs. Elizabeth City State	1988
112	Rian Thompson vs. North Carolina A&T	2002
112	Robert Smith vs. Norfolk State	2001
112	Tim Dudley vs. Morehouse	1989
111	Ardell Daniels vs. Morgan State	2004
111	Todd Harvey vs. Elizabeth City State	1992
110	Ardell Daniels vs. Bethune-Cookman	2005
110	Robert Smith vs. South Carolina State	2001
110	Montrell Coley vs. South Carolina State	1999
110	Tim Dudley vs. North Carolina Central	1989
109	Ardell Daniels vs. Jackson State	2005
109	Alonzo Coleman vs. North Carolina A&T	2003
109	Tyrone Mayer vs. Howard	1995
109	Demetrius Hall vs. Central State	1987
108	Anthony Smith vs. Morgan State	1995
108	Carlos Fleeks vs. Morehouse	1991
108	Demetrius Hall vs. Tuskegee	1987
107	Travis Hailes vs. Bowie State	2002
107	Ataveus Cash vs. Bethune-Cookman	2000
106	Alonzo Coleman vs. North Carolina A&T	2004
106	Charles Jackson vs. Bethune-Cookman	1997
106	Anthony Smith vs. Elizabeth City State	1994
105	Montrell Coley vs. North Carolina A&T	2000
105	Alonzo Coleman vs. Norfolk State	2004
104	Alonzo Coleman vs. Savannah State	2005
104	Pete Holloway vs. Morehouse	1989
103	Lamonte Still vs. Howard	1994
102	Travis Hailes vs. Delaware State	2002
102	Tyrone Mayer vs. Florida A&M	1996
101	Alonzo Coleman vs. South Carolina State	2005
101	Robert Smith vs. North Carolina A&T	2001
101	Vincent Davis vs. C.W. Post	1994
101	Lamonte Still vs. Morehouse	1994
101	Anthony Smith vs. Morris Brown	1993
101	Carlos Fleeks vs. Norfolk State	1992
101	Tim Dudley vs. Livingstone	1988
100	Montrell Coley vs. Bethune-Cookman	1998
100	Carlos Fleeks vs. Virginia State	1992
100	Pete Holloway vs. Elizabeth City State	1989

Yearly Look Back

CAREER LEADERS – PASSING YARDS

1. Matt Montgomery	(1991-94)	7,839
2. Roy Johnson	(1996-99)	7,086
3. Princeton Shepherd	(2003-06)	5,116
4. Timothy Frazier	(2000-03)	4,035
5. Russell Seaton	(1975-77)	3,922
6. DeRocke Croom	(1987-90)	3,022
7. Ataveus Cash	(1998-01)	2,634
8. Kevin Joiner	(1981-82)	1,621
9. Jenson Baker	(1974-78)	1,608
10. Russell Johnson	(1987-88)	1,593

SINGLE-SEASON LEADERS – PASSING YARDS

1. Matt Montgomery	(1994)	2,118
2. Matt Montgomery	(1992)	2,000
3. Matt Montgomery	(1991)	1,949
4. Roy Johnson	(1999)	1,946
5. Roy Johnson	(1998)	1,892
6. Princeton Shepherd	(2004)	1,890
7. Matt Montgomery	(1993)	1,772
8. Roy Johnson	(1996)	1,757
9. Princeton Shepherd	(2006)	1,750
10. Timothy Frazier	(2003)	1,586

300-Yard Passing Games (Since 1986)

394	Matt Montgomery vs. Tuskegee	1991
361	Timothy Frazier vs. Florida A&M	2003
348	Matt Montgomery vs. North Carolina Central	1991
326	Matt Montgomery vs. Virginia State	1991
325	Roy Johnson vs. William & Mary	1998
319	Princeton Shepherd vs. Gardner-Webb	2004
318	Matt Montgomery vs. Norfolk State	1992



#12 Matt Montgomery is Hampton's all-time leading passer with 7,839 yards.

Yearly Look Back

CAREER LEADERS – PASS COMPLETIONS

1.	Matt Montgomery	(1991-94)	545
2.	Roy Johnson	(1996-99)	502
3.	Princeton Shepherd	(2003-06)	366
4.	Timothy Frazier	(2000-03)	298
5.	Russell Seaton	(1975-77)	284
6.	Ataveus Cash	(1998-01)	195
7.	DeRocke Croom	(1987-90)	174
8.	Marco Stacy	(1983-85)	139
9.	Kevin Joiner	(1981-82)	116
10.	Dwight Joyner	(1973-75)	113

SINGLE-SEASON LEADERS PASS COMPLETIONS

1.	Princeton Shepherd	(2006)	150
2.	Matt Montgomery	(1994)	148
3.	Matt Montgomery	(1992)	136
4.	Roy Johnson	(1998)	134
5.	Matt Montgomery	(1993)	132
6.	Roy Johnson	(1996)	131
7.	Matt Montgomery	(1991)	129
8.	Roy Johnson	(1999)	124
9.	Russell Seaton	(1977)	123
10.	Roy Johnson	(1997)	113

CAREER LEADERS – TOUCHDOWN PASSES

1.	Matt Montgomery	(1991-94)	63
2.	Russell Seaton	(1975-77)	51
3.	Princeton Shepherd	(2003-06)	48
4.	Roy Johnson	(1996-99)	45
5.	Timothy Frazier	(2000-03)	30
6.	Kevin Joiner	(1981-82)	24
7.	DeRocke Croom	(1987-90)	19
8.	Ataveus Cash	(1998-01)	16
9.	Russell Johnson	(1996-99)	15
10.	Marco Stacy	(1983-85)	14

SINGLE-SEASON LEADERS TOUCHDOWN PASSES

1.	Matt Montgomery	(1992)	25
2.	Russell Seaton	(1976)	20
3.	Russell Seaton	(1977)	19
4.	Princeton Shepherd	(2004)	18
5.	Roy Johnson	(1998)	17
	Princeton Shepherd	(2006)	17
7.	Matt Montgomery	(1994)	15
8.	Russell Johnson	(1988)	14
9.	Matt Montgomery	(1993)	13
10.	Russell Seaton	(1975)	12
	Kevin Joiner	(1981)	12
	Kevin Joiner	(1982)	12

YEAR-BY-YEAR PASSING LEADERS

YEAR	NAME	COMP	ATT	YDS	TD
1949	James Dillard	14	25	231	3
1950	James Dillard	23	42	277	2
1951	Herbert Scott	22	59	292	2
1952	William Casey	27	62	459	4
1953	---	--	--	--	--
1954	Richard Clary	13	--	435	--
1955	Richard Clary	31	82	369	3
1956	Louis Shackelford	25	52	361	2
1957	Louis Shackelford	16	43	186	2
1958	Louis Shackelford	28	76	279	4
1959	Louis Shackelford	21	60	227	0
1960	James Young	30	62	421	3
1961	Jon Thomas	51	85	503	1
1962	Carey Hughley	45	103	640	4
1963	Carey Hughley	70	170	996	10
1964	Carey Hughley	67	193	794	4
1965	Raymond Collins	29	61	34	1
1966	Lionel Williams	65	160	1144	13
1967	Lionel Williams	84	180	1196	12
1968	Lionel Williams	61	140	847	3
1969	Tillman Sease	90	203	918	4
1970	Tillman Sease	85	214	968	2
1971	Tillman Sease	72	180	971	5
1972	Reginald Johns	44	98	421	4
1973	Dwight Joyner	31	105	387	2
1974	Dwight Joyner	56	137	692	3
1975	Russ Seaton	77	178	1065	12
1976	Russ Seaton	84	204	1292	20
1977	Russ Seaton	123	280	1565	19
1978	Jenson Baker	67	181	924	6
1979	Fred Randolph	36	85	459	4
1980	Mark Roberts	38	78	710	5
1981	Kevin Joiner	57	119	746	12
1982	Kevin Joiner	59	125	875	12
1983	Rodney Alderman	32	95	526	2
1984	Marco Stacy	36	97	489	4
1985	Marco Stacy	34	89	796	10
1986	Anthony Pilott	63	129	993	6
1987	DeRocke Croom	33	586	554	5
1988	Russell Johnson	66	170	1437	14
1989	DeRocke Croom	67	177	1124	8
1990	DeRocke Croom	74	182	1344	6
1991	Matthew Montgomery	129	305	1949	10
1992	Matthew Montgomery	136	252	2000	25
1993	Matthew Montgomery	132	228	1772	13
1994	Matthew Montgomery	148	251	2118	15
1995	Sekou Wilson	90	186	1355	9
1996	Roy Johnson	131	256	1757	10
1997	Roy Johnson	113	217	1491	9
1998	Roy Johnson	134	250	1892	17
1999	Roy Johnson	124	247	1946	9
2000	Ataveus Cash	99	218	1501	9
2001	Ataveus Cash	90	179	1030	7
2002	Timothy Frazier	101	201	1351	11
2003	Timothy Frazier	97	204	1586	11
2004	Princeton Shepherd	108	200	1890	18
2005	Princeton Shepherd	76	134	1055	8
2006	Princeton Shepherd	150	222	1750	17

Yearly Look Back

CAREER LEADERS – RECEIVING YARDS

1.	Johnnie Barnes	(1988-91)	3,090
2.	Zuriel Smith	(1999-02)	2,750
3.	Mike Jenkins	(1993-96)	2,629
4.	Jerome Mathis	(2002-04)	2,456
5.	Marquay McDaniel	(2003-06)	2,026
6.	Reggie Midget	(1974-77)	1,790
7.	Shaun Parker	(1989-92)	1,645
8.	Anthony Smith	(1976-80)	1,427
9.	Warren Broughton	(1996-99)	1,314
10.	Michael Compton	(1999-01)	1,275

SINGLE-SEASON LEADERS - RECEIVING YARDS

1.	Jerome Mathis	(2003)	977
2.	Mike Jenkins	(1996)	963
3.	Johnnie Barnes	(1988)	951
4.	Johnnie Barnes	(1991)	934
5.	Mike Jenkins	(1995)	836
6.	Zuriel Smith	(2000)	816
7.	Marquay McDaniel	(2006)	786
8.	Zuriel Smith	(2002)	773
9.	Zuriel Smith	(2001)	732
10.	Mike Jenkins	(1994)	730

CAREER LEADERS - RECEPTIONS

1.	Zuriel Smith	(1999-02)	189
2.	Marquay McDaniel	(2003-06)	151
3.	Mike Jenkins	(1993-96)	148
4.	Johnnie Barnes	(1988-91)	134
5.	Shaun Parker	(1989-92)	108
6.	Reggie Midget	(1974-77)	103
7.	Onrea Jones	(2004-06)	96
8.	Jerome Mathis	(2002-04)	93
9.	Anthony Smith	(1976-80)	78
10.	Michael Compton	(1999-01)	72

SINGLE-SEASON LEADERS - RECEPTIONS

1.	Marquay McDaniel	(2006)	59
2.	Zuriel Smith	(2001)	58
3.	Onrea Jones	(2006)	57
4.	Mike Jenkins	(1996)	56
5.	Zuriel Smith	(2002)	53
6.	Mike Jenkins	(1995)	52
7.	Johnnie Barnes	(1991)	50
8.	Shaun Parker	(1992)	48
9.	Zuriel Smith	(2000)	47
10.	James Smith	(1985)	45



Alonzo Coleman is the MEAC's all-time rusher with 4,648 yards.

Yearly Look Back

CAREER LEADERS - TOUCHDOWN RECEPTIONS

1. Johnnie Barnes	(1988-91)	22
Marquay McDaniel	(2003-06)	22
3. Jerome Mathis	(2002-04)	21
Zuriel Smith	(1999-02)	21
5. Mike Jenkins	(1993-96)	20
6. Reggie Midget	(1974-77)	16
7. Warren Broughton	(1996-99)	11
Shaun Parker	(1989-92)	11
Anthony Smith	(1976-80)	11
Eddy Pratt	(1975-78)	11

SINGLE-SEASON LEADERS TOUCHDOWN RECEPTIONS

1. Marquay McDaniel	(2006)	14
2. Johnnie Barnes	(1988)	10
3. Jerome Mathis	(2004)	9
Jerome Mathis	(2003)	9
5. Anthony Smith	(1980)	8
Mike Jenkins	(1994)	8
7. Johnnie Barnes	(1991)	7
Mike Jenkins	(1995)	7
9. Marquay McDaniel	(2005)	6
Zuriel Smith	(2002)	6
Zuriel Smith	(2001)	6
Warren Broughton	(1998)	6
Timothy Benson	(1992)	6
Shaun Parker	(1992)	6
Lewey Hale	(1976)	6
Reggie Midget	(1977)	6



#8 Zuriel Smith is Hampton's all-time leader in career receptions with 189.



Marquay McDaniel's 14 touchdown receptions in 2006 were a school record. He is also tied for most career touchdowns with 22.

Yearly Look Back

100-Yard Receiving Games (Since 1986)

234	Jerome Mathis vs. Gardner-Webb	2004
223	Mike Jenkins vs. C.W. Post	1994
219	Johnnie Barnes vs. Livingstone	1988
207	Tyrone Tolbert vs. Florida A&M	1997
205	Warren Broughton vs. William & Mary	1998
192	Onrea Jones vs. Richmond	2005
188	Jerome Mathis vs. William & Mary	2004
176	Johnnie Barnes vs. Virginia State	1991
175	Mike Jenkins vs. Elizabeth City State	1995
174	Mike Jenkins vs. Delaware State	1996
165	Mike Jenkins vs. Howard	1995
163	Mike Jenkins vs. Norfolk State	1996
160	Michael Compton vs. Delaware State	2001
160	Zuriel Smith vs. South Carolina State	2001
158	Terrence Warren vs. Tuskegee	1990
156	Johnnie Barnes vs. North Carolina Central	1991
150	Zuriel Smith vs. Norfolk State	2000
149	Marquay McDaniel vs. Florida A&M	2005
146	Jerome Mathis vs. Tuskegee	2003
142	Zuriel Smith vs. South Carolina State	2002
142	Shaun Parker vs. Tuskegee	1991
141	Jerome Mathis vs. Florida A&M	2003
141	Zuriel Smith vs. South Carolina State	2000
140	Johnnie Barnes vs. Elizabeth City State	1988
136	Mike Jenkins vs. Morgan State	1996
131	Timothy Benson vs. Tuskegee	1991
131	Shaun Parker vs. North Carolina Central	1990
130	Vincent Davis vs. Delaware State	1995
130	Johnnie Barnes vs. Bowie State	1988
129	Terrence Warren vs. Norfolk State	1992
126	Johnnie Barnes vs. North Carolina Central	1989
124	Jerome Mathis vs. Bethune-Cookman	2002
124	Zuriel Smith vs. Bethune-Cookman	2001


124	Mike Jenkins vs. Morehouse	1995
122	Zuriel Smith vs. Delaware State	2000
122	Mike Jenkins vs. Norfolk State	1994
122	Johnnie Barnes vs. Virginia State	1988
121	Johnnie Barnes vs. Tuskegee	1990
119	Kyle Payne vs. William & Mary	1997
119	Johnnie Barnes vs. Norfolk State	1990
118	Onrea Jones vs. Savannah State	2005
118	Johnnie Barnes vs. Morehouse	1990
118	Carl Painter vs. Virginia Union	1987
115	Jerome Mathis vs. Norfolk State	2002
115	Marquay McDaniel vs. Norfolk State	2006
114	Johnnie Barnes vs. Virginia Union	1988
113	Dereck Faulkner vs. Morgan State	2005
113	Terrence Green vs. Morehouse	1988
113	Marquay McDaniel vs. Grambling State	2006
112	Zuriel Smith vs. Howard	2000
110	Lamonte Still vs. Johnson C. Smith	1994
109	Jerome Mathis vs. South Carolina State	2004
109	Zuriel Smith vs. Howard	2002
108	Michael Compton vs. Winston-Salem State	2000
107	Jerome Mathis vs. Morgan State	2003
106	Montrell Coley vs. Delaware State	1998
106	Johnnie Barnes vs. Tuskegee	1988
104	Marquay McDaniel vs. Howard	2006
103	Matt Williams vs. William & Mary	1998
103	Onrea Jones vs. Central State	2006
102	Warren Broughton vs. Liberty	1998
102	Shaun Parker vs. North Carolina Central	1992
101	Antonio Ricks vs. Liberty	1996
101	Shaun Parker vs. Elizabeth City State	1991
100	Johnnie Barnes vs. Virginia State	1989

CAREER LEADERS – PUNT RETURN YARDS

1.	Marquay McDaniel	(2003-06)	1,907
2.	Zuriel Smith	(1999-02)	1,145
3.	Darryl Skinner	(1983-86)	597
4.	Antonio Ricks	(1994-97)	557
5.	Clarence Bailey	(1984-85)	513
6.	Kevin White	(1992-95)	488
7.	Donald Turner	(1996-98)	411
8.	Travis Coleman	(1998-01)	397
9.	Shaun Parker	(1989-91)	296
10.	Willie Bennett	(1998-01)	269

SINGLE-SEASON LEADERS PUNT RETURN YARDS

1.	Marquay McDaniel	(2005)	714
2.	Marquay McDaniel	(2003)	514
	Zuriel Smith	(2001)	514
4.	Zuriel Smith	(2002)	500
5.	Marquay McDaniel	(2004)	440
6.	Kevin White	(1992)	354
7.	Antonio Ricks	(1994)	348
8.	Clarence Bailey	(1984)	287
9.	Darryl Skinner	(1985)	246
10.	Donald Turner	(1997)	239
	Marquay McDaniel	(2006)	239



#37 Andrew Paterini's 20 field goals in 2005 were the most by any Hampton kicker in a season.

Yearly Look Back

YEAR-BY-YEAR RECEIVING LEADERS

YEAR	NAME	NO.	YDS.	TD	P/C AVG
1949	Charles Lewis	29	410	6	14.1
1950	Robert Ayers	22	316	5	14.4
1951	Robert Ayers	20	167	2	8.4
1952	Harry Eason	10	157	0	8.4
1953	---	---	---	--	15.7
1954	John Harris	10	--	--	--
1955	John Harris	21	184	2	8.8
1956	Clyde Clack	12	143	0	11.9
1957	Clyde Clack	15	155	0	10.3
1958	Moses Easter	12	169	0	14.1
1959	Charles Bey	14	213	1	15.2
1960	Charles Bey	31	469	3	15.1
1961	Vernon Anthony	20	239	1	11.9
1962	Vernon Anthony	18	276	1	15.3
1963	Marcellus King	29	479	4	16.5
1964	Marcellus King	23	257	0	11.2
1965	Charles Smith	22	263	1	11.9
1966	Dave Hayden	15	338	1	22.5
1967	Dave Hayden	29	473	3	16.3
1968	Robert Johnson	21	503	3	23.9
1969	Robert Johnson	37	450	3	12.2
1970	Robert Johnson	47	619	2	13.2
1971	Robert Johnson	30	435	6	14.5
1972	Bobby Brown	23	205	0	8.9
1973	Charles Robinson	12	244	2	20.2
1974	Reggie Midget	23	476	2	20.6
1975	Reggie Midget	27	415	5	15.4
1976	Larry Williams	21	303	5	14.4
1977	Reggie Midget	33	562	6	17.0
1978	Anthony Smith	15	282	0	18.8
	Glen Johnson	15	174	1	11.6
1979	Anthony Smith	24	462	2	19.3
1980	Anthony Smith	28	508	8	18.1
1981	Wallace Young	22	222	3	10.1
1982	Wallace Young	15	169	2	11.3
1983	Bruce Twyner	20	458	2	22.9
1984	Larry Archie	13	163	1	12.5
1985	Darryl Skinner	12	373	4	31.1
1986	Herbert Skinner	13	338	2	26.0
1987	Herbert Skinner	15	307	1	20.5
1988	Johnnie Barnes	30	941	10	31.4
1989	Johnnie Barnes	28	584	4	20.9
1990	Johnnie Barnes	26	621	1	23.9
1991	Johnnie Barnes	50	934	7	18.7
1992	Shaun Parker	48	705	6	14.7
1993	Craig Rainey	37	587	3	15.9
1994	LaMonte Still	38	413	1	10.9
1995	Mike Jenkins	52	836	7	16.1
1996	Mike Jenkins	56	963	5	17.2
1997	Kyle Payne	36	509	1	14.1
1998	Matt Williams	48	636	4	13.2
1999	Warren Broughton	31	504	2	16.3
2000	Zuriel Smith	47	816	5	17.4
2001	Zuriel Smith	58	732	6	12.6
2002	Zuriel Smith	53	773	6	14.6
2003	Jerome Mathis	40	977	9	24.4
2004	Jerome Mathis	29	864	9	29.8
2005	Marquay McDaniel	42	637	6	15.2
2006	Marquay McDaniel	59	786	14	13.3

YEAR-BY-YEAR PUNT RETURN LEADERS

YEAR	NAME	NO.	YDS.	AVG.
1973	Michael Parker	3	63	21
1974	Ronald Montgomery	4	41	10.3
1975	Nathaniel Taylor	12	51	4.3
1976	Lewey Hale	12	130	10.8
1977	Don Rose	15	116	7.7
1978	Don Rose	14	67	4.8
1979	Anthony Armstrong	4	62	15.5
1980	Richard Coggins	10	107	10.7
1981	Bruce Twyner	10	67	6.7
1982	Oliver James	13	124	9.5
1983	Darryl Skinner	12	132	11.0
1984	Clarence Bailey	15	287	19.1
1985	Darryl Skinner	19	246	12.9
1986	Darryl Skinner	11	110	10.0
1987	Mark Brailey	16	138	8.6
1988				
1989	Shaun Parker	7	104	14.9
1990	Shaun Parker	23	192	8.3
1991				
1992	Kevin White	35	354	10.1
1993	Kevin White	6	35	5.8
1994	Antonio Ricks	32	348	10.9
1995	Kevin White	8	99	12.4
1996	Antonio Ricks	24	130	5.4
1997	Donald Turner	27	239	8.9
1998	Willie Bennett	10	146	14.6
1999	Travis Coleman	19	181	9.5
2000	Travis Coleman	10	172	17.7
2001	Zuriel Smith	29	514	17.7
2002	Zuriel Smith	27	500	18.5
2003	Marquay McDaniel	41	514	12.5
2004	Marquay McDaniel	26	440	16.9
2005	Marquay McDaniel	49	714	14.6
2006	Marquay McDaniel	28	239	8.5

CAREER LEADERS - KICKOFF RETURN YARDS

1.	Terrance Patrick	(2000-03)	1,814
2.	Jerome Mathis	(2002-04)	1,648
3.	Antonio Ricks	(1994-97)	1,213
4.	Shaun Parker	(1989-91)	945
5.	Christopher Parker	(1998-01)	829
6.	Lewey Hale	(1975-78)	808
7.	Willie Bennett	(1998-01)	742
8.	Kevin Teel	(2005-)	718
9.	Matt Williams	(1995-98)	678
10.	Kevin White	(1992-95)	671

Yearly Look Back

SINGLE-SEASON LEADERS KICKOFF RETURN YARDS

1.	Jerome Mathis	(2004)	888
2.	Terrance Patrick	(2001)	854
3.	Kevin Teel	(2006)	718
4.	Shaun Parker	(1991)	483
5.	Terrance Patrick	(2002)	465
6.	Anthony Armstrong	(1979)	440
7.	Alvin Tynes	(1987)	421
8.	Jerome Mathis	(2002)	417
9.	Antonio Ricks	(1996)	383
10.	Lewey Hale	(1976)	380

YEAR-BY-YEAR KICKOFF RETURN LEADERS

YEAR	NAME	NO.	YDS.	AVG.
1972	Abraham Weldon	21	525	25.0
1973	David Walters	5	105	21.0
1974	Nathaniel Taylor	17	308	18.1
1975	Nathaniel Taylor	16	293	18.3
1976	Lewey Hale	20	380	19.0
1977	John Black	12	215	17.9
1978	Lewey Hale	6	159	26.5
1979	Anthony Armstrong	18	440	24.4
1980	Al Bryant	14	249	17.8
1981	Anthony Armstrong	8	202	25.3
1982	Oliver James	11	248	22.5
1983	Darryl Skinner	13	311	23.9
1984	Darryl Skinner	8	190	23.8
1985	Clarence Bailey	11	292	26.5
1986				
1987	Alvin Tynes	21	421	20.0
1988				
1989	Shaun Parker	10	235	23.5
1990	Shaun Parker	15	202	13.5
1991	Shaun Parker	28	483	17.3
1992	Terrence Warren	12	288	24.0
1993	Johann Fuller	9	202	22.4
1994	Kevin White	15	331	22.1
1995	Antonio Ricks	17	312	18.4
1996	Antonio Ricks	19	383	20.2
1997	Willie Bennett	11	225	20.5
1998	Willie Bennett	16	363	22.7
1999	Christopher Parker	15	299	19.9
2000	Terrance Patrick	14	293	20.9
2001	Terrance Patrick	31	854	27.5
2002	Terrance Patrick	19	465	24.5
2003	Jerome Mathis	17	343	20.2
2004	Jerome Mathis	25	888	35.5
2005	Calvin Bannister	12	311	25.9
2006	Kevin Teel	23	718	31.2

CAREER LEADERS - SCORING

1.	Alonzo Coleman	(2003-06)	384
2.	Andrew Paterini	(2003-06)	361
3.	Montrell Coley	(1997-00)	326
4.	Malcolm Benson	(1993-95)	212
	Dennis Mahan	(1979-82)	212
6.	Carl Painter	(1983-87)	192
7.	Jerome Mathis	(2002-04)	180
8.	Tellis Bolden	(1999-02)	170
9.	Ethan Pitts	(1991-93)	159
10.	Zuriel Smith	(1999-02)	158

SINGLE-SEASON LEADERS - SCORING

1.	Montrell Coley	(2000)	172
2.	Alonzo Coleman	(2005)	114
3.	Ardell Daniels	(2004)	108
	Alonzo Coleman	(2003)	108
	Carlos Fleeks	(1992)	108
6.	Andrew Paterini	(2005)	104
7.	Andrew Paterini	(2004)	104
8.	Jerome Mathis	(2004)	96
	Carl Painter	(1987)	96
	Andrew Paterini	(2006)	96

CAREER LEADERS - TOUCHDOWNS

1.	Alonzo Coleman	(2003-06)	64
2.	Montrell Coley	(1997-00)	53
3.	Malcolm Benson	(1993-95)	35
	Dennis Mahan	(1979-82)	35
5.	Carl Painter	(1983-87)	32
6.	Jerome Mathis	(2002-04)	30
7.	Ardell Daniels	(2004-05)	28
8.	Zuriel Smith	(1999-02)	26
9.	DeRocke Croom	(1987-90)	25
	Tim Dudley	(1988-90)	25
	Marquay McDaniel	(2003-06)	25

SINGLE-SEASON LEADERS - TOUCHDOWNS

1.	Montrell Coley	(2000)	28
2.	Alonzo Coleman	(2005)	19
3.	Ardell Daniels	(2004)	18
	Carlos Fleeks	(1992)	18
	Alonzo Coleman	(2003)	18
6.	Jerome Mathis	(2004)	16
	Carl Painter	(1987)	16
8.	Alonzo Coleman	(2004)	15
	Marquay McDaniel	(2006)	15
10.	Montrell Coley	(1998)	14
	Kevin White	(1993)	14
	Dennis Mahan	(1980)	14
	Willie Holland	(1961)	14

Yearly Look Back

YEAR-BY-YEAR SCORING LEADERS

Year	Name	Td	Ep	Fg	Pts
1952	William Casey	6	0	0	36
1953	- - -	--	--	--	--
1954	- - -	--	--	--	--
1955	Herbert Bailey	4	0	0	24
	Richard Clary	4	0	0	24
1956	Herbert Bailey	2	2	0	14
1957	Adrian Nelson	3	0	0	18
1958	Norman Anderson	6	0	0	36
	Edward Henderson	6	0	0	36
1959	Louis Shackelford	5	4	0	34
1960	Willie Holland	9	1	0	55
1961	Willie Holland	14	*2	0	88
1962	Vernon Anthony	3	0	0	18
	John Boykin	3	0	0	18
1963	Marcellus King	6	0	0	36
1964	Henry Wiley	2	4	4	28
1965	Edward Tomlin	5	0	0	30
1966	Edward Tomlin	11	0	0	66
1967	Edward Tomlin	9	13	9	67
1968	Jack Jones	4	0	0	24
	Burllock Wells	4	0	0	24
1969	Robert Johnson	3	0	0	18
1970	David Walters	3	0	0	18
1971	Robert Johnson	6	0	0	36
1972	George Lockett	4	2	0	26
1973	Henry Tillmon	2	0	0	12
	Charles Robinson	2	0	0	12
	J. C. Trower	2	0	0	12
1974	J. C. Trower	4	*1	0	26
1975	Larry Brooks	5	0	0	30
	Reggie Midget	5	0	0	30
1976	Lewey Hale	9	*1	0	56
1977	Carl Turner	6	*2	0	40
1978	Lewey Hale	5	0	0	30
	Donnel Jones	5	0	0	30
	Howard Jackson	5	0	0	30
1979	Anthony Armstrong	7	*1	0	44
1981	Dennis Mahan	9	0	0	54
1982	Dennis Mahan	10	0	0	60
1983	Bruce Twyner	7	0	0	42
1984	Clarence Bailey	3	0	0	18
1985	Carl Painter	10	0	0	60
1986	Peter Holloway	4	0	0	24
1987	Carl Painter	14	0	0	84
1988	Tim Dudley	12	*2	--	76
1989	DeRocke Croom	12	*1	--	74
1990	DeRocke Croom	11	0	0	66
1991	Tony Clomax	8	0	0	48
1992	Carlos Fleeks	18	-	-	108
1993	Kevin White	14	-	-	84
1994	Malcolm Benson	13	-	-	78
	L. Still	13	-	-	78
1995	Malcolm Benson	10	1	-	62
1996	Terry Ricks	8	0	0	48
1997	Charles Jackson	9	0	0	54
1998	Montrell Coley	14	0	0	84
1999	Montrell Coley	8	*2	0	52
2000	Montrell Coley	28	0	0	172
2001	Robert Smith	11	0	0	66
2002	Tellis Bolden	0	44	10	74
2003	Alonzo Coleman	18	0	0	108
2004	Ardell Daniels	18	0	0	108
2005	Alonzo Coleman	19	0	0	114
2006	Andrew Paterini	0	48	16	96

*Indicates 2-Point Conversions

CAREER LEADERS - TOTAL TACKLES

1.	Gareth Bonds	(1989-92)	389
2.	Justin Durant	(2003-06)	339
3.	James Chapman	(1987-90)	332
4.	Reggie Doss	(1976-77)	281
5.	Dirul Diaab	(2001-04)	238
6.	Deon Hunt	(1996-99)	220
7.	Isaac Hilton	(2000-03)	205
8.	Travis Oliver	(2000-03)	201

SINGLE-SEASON LEADERS - TOTAL TACKLES

1.	Darrell Flythe	(1996)	169
2.	Reggie Doss	(1977)	156
3.	Gareth Bonds	(1991)	133
4.	Justin Durant	(2005)	124
5.	Kitwana Jones	(2003)	116
6.	Vernon Woodson	(2002)	111
7.	Brian Houston	(2004)	101
8.	Justin Durant	(2004)	99

CAREER LEADERS - SOLO TACKLES

1.	Gareth Bonds	(1989-92)	202
2.	Deon Hunt	(1996-99)	180
3.	Justin Durant	(2003-06)	176
4.	James Chapman	(1987-90)	161
5.	Darrell Flythe	(1993-96)	155
6.	Reggie Doss	(1976-77)	147

SINGLE-SEASON LEADERS - SOLO TACKLES

1.	Darrell Flythe	(1996)	110
2.	Gareth Bonds	(1991)	87

CAREER LEADERS - INTERCEPTIONS

1.	Melvin Crawford	(1991-94)	20
2.	Stacy Saunders	(1985-89)	17
3.	Leroy Graham	(1974-77)	13
4.	Travis Oliver	(2000-03)	12

SINGLE-SEASON LEADERS - INTERCEPTIONS

1.	Stacy Saunders	(1988)	11
2.	Jonathan Wilson	(1991)	10
3.	Melvin Crawford	(1992)	8
	Donovan Rose	(1978)	8

#4 Melvin Crawford,
All-Time Career
Interception Holder



Hampton University in the NCAA Record Books

Most Touchdowns Scored On Total Returns – Game

5 – Hampton vs. Virginia State, September 22, 2001 (3 punt returns, 2 kickoff returns)

Most Overtime Periods

6 – Florida A&M (59) vs. Hampton (58), October 5, 1996

Most Points Scored In Overtime Period, Both Teams

77 – Florida A&M (39) vs. Hampton (38), October 5, 1996

Most Seasons Gaining 1,000 Yards Or More Rushing

4 – Alonzo Coleman, 2003-06

Two Players, Same Team, Each Gaining More Than 1,000 Yards Or More Rushing

Hampton, 2004 – Alonzo Coleman (1,133) & Ardell Daniels (1,098);

2005 – Alonzo Coleman (1,326) & Ardell Daniels (1,044)

Most Touchdowns Scored On Kickoff Returns – Season

5 – Jerome Mathis, 2004

Most Touchdowns Scored On Kickoff Returns – Career

6 – Jerome Mathis, 2002-04

Most Punt Returns – Career

144 – Marquay McDaniel, 2003-06

Most Punt Return Yards - Career

1,907 – Marquay McDaniel, 2003-06

Most Touchdowns Scored On Punt Returns – Game

3 – Zuriel Smith vs. Virginia State, September 22, 2001

ANNUAL CHAMPIONS

■ INDIVIDUAL ■

Scoring

2000 Montrell Coley 172 points (15.6 Pts/G)

Kickoff Returns

2004 Jerome Mathis 25 ret., 888 yds., 35.5 avg.

Punt Returns

1985 Darryl Skinner 19 ret., 425 yds., 22.4 avg.

2002 Zuriel Smith 27 ret., 500 yds., 18.5 avg.

Field Goals Made

2005 Andrew Paterini 20

■ INDIVIDUAL ■

Rushing Defense

1994 - 66.0 Yds./G

Scoring Offense

1994 - 46.4 Pts/G

Kickoff Returns

2001 - 28.2 avg.

2004 - 30.5 avg.

Punt Returns

2002 - 17.8 avg.

Turnovers Gained

2004 - 43

Fumbles Recovered

2004 - 20



CIAA/MEAC

Statistical Champions



INDIVIDUAL

Total Offense

1963	Carey Hughley	1,023 yards
1967	Lionel Williams	1,462 yards
1992	Matt Montgomery	2,389 yards

Rushing

1963	James Guthrie	513 yards
1966	Sandy Bowers	747 yards
1980	Dennis Mahan	1,109 yards
1981	Dennis Mahan	835 yards
1985	Carl Painter	1,170 yards
1989	Tim Dudley	1,013 yards
2000	Montrell Coley	1,582 yards
2003	Alonzo Coleman	1,137 yards
2005	Alonzo Coleman	1,326 yards

Passing

1961	John Thomas	503 yards
1967	Lionel Williams	1,196 yards
1977	Russell Seaton	1,565 yards
1992	Matt Montgomery	2,237 yards
2003	Timothy Frazier	1,586 yards

Receptions

1955	Johnny Harris	21 receptions
1960	Charles Bey	31 receptions
1970	Robert Johnson	47 receptions

Scoring

1961	Willie Holland	88 points
1966	Edward Tomlin	66 points
1980	Dennis Mahan	86 points
1987	Carl Painter	96 points
1992	Carlos Fleeks	108 points
2000	Montrell Coley	172 points
2003	Alonzo Coleman	108 points
2005	Alonzo Coleman	114 points
2006	Andrew Paterini	96 points

All-Purpose Yards

2003	Jerome Mathis	1,407 yards
2004	Jerome Mathis	1,950 yards

Kickoff Returns

2004	Jerome Mathis	35.5 avg.
2006	Kevin Teel	31.2 avg.

Punt Returns

2002	Zuriel Smith	18.5 avg.
2004	Marquay McDaniel	16.9 avg.

Tackles

1996	Darrell Flythe	169
2002	Vernon Woodson	111

Sacks

2002	Isaac Hilton	13
2004	Micah Littlejohn	7

Punting

1995	Todd Covington	39.0 avg.
2003	Cameron Muro	42.1 avg.
2004	Cameron Muro	41.9 avg.

TEAM

Total Offense

1988	392.8 Yds/G
1992	449.3 Yds/G
1994	506.8 Yds/G

Total Defense

1985	196.6 Yds/G
1994	261.8 Yds/G
1997	238.5 Yds/G
2006	271.5 Yds/G

Rushing Offense

1992	257.8 Yds/G
1993	239.2 Yds/G
1994	327.2 Yds/G
1997	223.6 Yds/G
1999	219.2 Yds/G
2000	254.8 Yds/G

Rushing Defense

1994	65.7 Yds/G
1997	97.0 Yds/G
1998	95.9 Yds/G

Passing Offense

1977	159.5 Yds/G
------	-------------

Passing Defense

1975	76.0 Yds/G
1993	143.8 Yds/G
2005	136.2 Yds/G
2006	135.9 Yds/G

Scoring Offense

2003	31.9 Pts/G
2004	43.6 Pts/G
2006	34.2 Pts/G

Scoring Defense

1997	12.6 Pts/G
1998	14.4 Pts/G
2005	14.0 Pts/G
2006	14.5 Pts/G

Kickoff Returns

2001	28.2 avg.
2004	30.4 avg.
2006	25.3 avg.

Punt Returns

2002	17.8 avg.
2004	15.8 avg.

Net Punting

1998	35.6 Net/P
2002	35.6 Net/P
2003	37.6 Net/P
2006	34.8 Net/P

The Last Time An Individual Had...

■ 50-59 Yard Run

HAMPTON: Montrell Coley vs. Morgan State, November 20, 1999 (57)
OPPONENT: DeShawn Baker, South Carolina State, October 23, 2004 (51-TD)

■ 60-69 Yard Run

HAMPTON: Alonzo Coleman vs. New Hampshire, November 25, 2006 (65-TD)
OPPONENT: Eric Weems, Bethune-Cookman, November 6, 2004 (65)

■ 70-79 Yard Run

HAMPTON: Van Morgan vs. Savannah State, November 19, 2005 (79)
OPPONENT: Allen Suber, Bethune-Cookman, November 8, 2003 (77-TD)

■ 80-89 Yard Run

HAMPTON: Alonzo Coleman at Bethune-Cookman, November 5, 2005 (80)
OPPONENT: Never accomplished

■ 90-99 Yard Run

HAMPTON: Montrell Coley vs. Grambling State, September 15, 1999 (98)
OPPONENT: Never accomplished

■ 100-199 Rushing Yards, Game

HAMPTON: Alonzo Coleman vs. New Hampshire, November 25, 2006 (143)
OPPONENT: Cleveland McCoy, South Carolina State, October 21, 2006 (114)

■ 200-249 Rushing Yards, Game

HAMPTON: Alonzo Coleman vs. Jackson State, September 4, 2004 (209)
OPPONENT: Ali Culpepper, Morgan State, November 17, 2001 (212)

■ 250-Plus Rushing Yards, Game

HAMPTON: Montrell Coley vs. Morgan State, November 18, 2000 (253)
OPPONENT: Maurice Hicks, North Carolina A&T, November 11, 2000 (259)

■ Four Rushing Touchdowns, Game

HAMPTON: Alonzo Coleman at Florida A&M, November 11, 2006 (4)
OPPONENT: Stephan Lewis, New Hampshire, September 1, 2001 (5)

■ 20-29 Rushing Attempts, Game

HAMPTON: Alonzo Coleman vs. New Hampshire, November 25, 2006 (21)
OPPONENT: DeShawn Baker, South Carolina State, October 21, 2006 (21)

■ 30-39 Rushing Attempts, Game

HAMPTON: Alonzo Coleman vs. Savannah State, November 22, 2003 (32)
OPPONENT: William Smith, Norfolk State, October 13, 2001 (30)

■ 40-Plus Rushing Attempts, Game

HAMPTON: Rian Thompson vs. North Carolina A&T, November 16, 2002 (40)
OPPONENT: Ali Thompson, Morgan State, November 17, 2001 (44)

■ 60-69 Yard Pass

HAMPTON: Princeton Shepherd to Onrea Jones vs. Savannah State, November 19, 2005 (69-TD)
OPPONENT: Brett Young to Rondreika Darby, South Carolina State, October 23, 2004 (63-TD)

■ 70-79 Yard Pass

HAMPTON: Timothy Frazier to Jerome Mathis vs. Florida A&M, November 1, 2003 (74-TD)
OPPONENT: Brian Green to Brian Johnson, Jackson State, September 4, 2005 (75)

■ 80-89 Yard Pass

HAMPTON: Princeton Shepherd to Jerome Mathis vs. William & Mary, November 27, 2004 (80-TD)
OPPONENT: Rodney Granger to Vern Preston, Virginia State, September 23, 1996 (82-TD)

■ 90-99 Yard Pass

HAMPTON: Princeton Shepherd to Jerome Mathis at South Carolina State, October 23, 2004 (98-TD)
OPPONENT: Never accomplished

■ 200-299 Passing Yards, Game

HAMPTON: Princeton Shepherd vs. William & Mary, November 27, 2004 (242)
OPPONENT: Lang Campbell, William & Mary, November 27, 2004 (294)

■ 300-399 Passing Yards, Game

HAMPTON: Princeton Shepherd vs. Gardner-Webb, October 9, 2004 (319)
OPPONENT: Ricky Santos, New Hampshire, November 25, 2006 (315)

■ 400-499 Passing Yards, Game

HAMPTON: Never accomplished
OPPONENT: Ted White, Howard, September 12, 1998 (458)

■ 20-29 Pass Completions, Game

HAMPTON: Princeton Shepherd vs. New Hampshire, November 25, 2006 (24)
OPPONENT: Ricky Santos, New Hampshire, November 25, 2006 (27)

■ 30-39 Pass Completions, Game

HAMPTON: Matt Montgomery vs. Tuskegee, October 26, 1991 (32)
OPPONENT: Ben Dougherty, Florida A&M, November 1, 2003 (30)

■ 40-49 Pass Attempts, Game

HAMPTON: Tim Frazier vs. Florida A&M, November 1, 2003 (48)
OPPONENT: Ricky Santos, New Hampshire, November 25, 2006 (40)

■ 50-59 Pass Attempts, Game

HAMPTON: Matt Montgomery vs. Tuskegee, October 26, 1991 (57)
OPPONENT: Garret Williams, Savannah State, November 19, 2005

■ Four Touchdown Passes, Game

HAMPTON: Sekou Wilson vs. Delaware State, October 7, 1995 (4)
OPPONENT: Ricky Santos, New Hampshire, November 25, 2006 (5)

■ 300 Total-Offense Yards, Game

HAMPTON: Princeton Shepherd vs. Gardner-Webb, October 9, 2004 (306)
OPPONENT: Lang Campbell, William & Mary, November 27, 2004 (365)

■ 7-9 Pass Receptions, Game

HAMPTON: Onrea Jones vs. New Hampshire, November 25, 2006 (8)
OPPONENT: Keith Levan, New Hampshire, November 25, 2006 (9)

■ 10-13 Pass Receptions, Game

HAMPTON: Onrea Jones vs. Richmond, November 26, 2005 (11)
OPPONENT: Brian Thompson, Savannah State, November 22, 2003 (10)

■ 100-149 Receiving Yards, Game

HAMPTON: Marquay McDaniel vs. Norfolk State, October 14, 2006 (115)
OPPONENT: Dominic Thompson, William & Mary, November 27, 2004 (118)

■ 150-199 Receiving Yards, Game

HAMPTON: Onrea Jones vs. Richmond, November 26, 2005 (192)
OPPONENT: George Jones, Alcorn State, September 21, 2002 (157)

■ 200-299 Receiving Yards, Game

HAMPTON: Jerome Mathis vs. Gardner-Webb, October 9, 2004 (234)
OPPONENT: James Roe, Norfolk State, October 15, 1994 (203)

■ 100-Plus Rushing and Receiving, Game

HAMPTON: Lamonte Still vs. Johnson C. Smith,
October 1, 1994 (194 rush, 110 rec.)
OPPONENT: Not available

■ Two Receiving Touchdowns, Game

HAMPTON: Marquay McDaniel vs. New Hampshire,
November 25, 2006 (2)
OPPONENT: David Ball, New Hampshire, November 25, 2006 (2)

■ Three Receiving Touchdowns, Game

HAMPTON: Marquay McDaniel vs. Norfolk State, October 14, 2006
OPPONENT: Jevonte Philpot, Howard, September 8, 2001

■ 15-19 Tackles, Game

HAMPTON: Justin Durant vs. South Carolina State, October 22, 2005 (15)
OPPONENT: Taurean Charles, Bethune-Cookman, November 5, 2005 (15)

■ 20-29 Tackles, Game

HAMPTON: Reggie Doss vs. Virginia Union, November 19, 1977 (25)
OPPONENT: Kevin Talley, Norfolk State, October 16, 2004 (21)

■ Two Quarterback Sacks, Game

HAMPTON: Kendall Langford and Vernon Bryant vs. Morgan State,
September 23, 2006 (2-18 and 2-9)
OPPONENT: Brandon Sawyer, Norfolk State, October 14, 2006

■ Three Quarterback Sacks, Game

HAMPTON: Kendal Langford vs. Bethune-Cookman,
November 2, 2006 (3-13)
OPPONENT: Sherman Logan, Richmond, November 26, 2005 (3-31)

■ Four Quarterback Sacks, Game

HAMPTON: Isaac Hilton vs. Bowie State, October 12, 2002 (6-44)
OPPONENT: Not available

■ Five Tackles for Loss, Game

HAMPTON: Kendal Langford vs. Delaware State, October 1, 2005 (5-33)
OPPONENT: Anthony Hubbard, Bethune-Cookman,
November 6, 1999 (5-8)

■ Six Tackles for Loss, Game

HAMPTON: Isaac Hilton vs. Bowie State, October 12, 2002 (6-44)
OPPONENT: Never accomplished

■ Five Pass Breakups, Game

HAMPTON: Calvin Bannister vs. Morgan State, September 25, 2004
OPPONENT: Harry Freeman, Norfolk State, October 19, 2002

■ Six Pass Breakups, Game

HAMPTON: Eugene Hairston vs. Norfolk State, October 15, 1994 (6)
OPPONENT: Chris Scott, Tuskegee, October 24, 1992 (8)

■ Intercepted Two Passes, Game

HAMPTON: Micah Littlejohn vs. North Carolina A&T, November 20, 2004
OPPONENT: Jason Horton, North Carolina A&T, November 16, 2002

■ Intercepted Three Passes, Game

HAMPTON: Dirul Diabb at Norfolk State, October 13, 2001
OPPONENT: Levy Brown, Florida A&M, November 1, 2003

■ Recovered Two Fumbles, Game

HAMPTON: Reginald Knox vs. Bethune-Cookman, November 2, 2006
OPPONENT: J.P. Weaver, Gardner-Webb, October 8, 2005

■ Recovered Three Fumbles, Game

HAMPTON: Chris Williams vs. Norfolk State, October 17, 1992
OPPONENT: Antoine Bethea, Howard, September 13, 2003

■ Kicked a 50-Yard Field Goal

HAMPTON: Andrew Paterini at Norfolk State, October 15, 2005 (55)
OPPONENT: Never accomplished

■ Blocked Punt

HAMPTON: Larry Strickland vs. Bethune-Cookman, November 2, 2006
Jerry Cummings vs. Bethune-Cookman, November 2, 2006
OPPONENT: Anthony Cooper, Delaware State, October 2, 2004

■ Punt-Return Touchdown

HAMPTON: Marquay McDaniel vs. Norfolk State, October 16, 2004 (48)
OPPONENT: Cletis Gordon, Jackson State, September 4, 2004 (96-TD)

■ Kickoff-Return Touchdown

HAMPTON: Jerome Mathis at William & Mary, November 27, 2004 (93)
OPPONENT: Dominic Thompson, William & Mary, November 27, 2004 (92)

■ Pass Interception-Return Touchdown

HAMPTON: Dirul Diabb at South Carolina State, October 23, 2004 (23)
OPPONENT: James McCoy vs. North Carolina A&T,
November 20, 2004 (59)

■ Fumble Return Touchdown

HAMPTON: Calvin Bannister at Savannah State, November 20, 2004 (32)
OPPONENT: Stephen Rodgers, North Carolina A&T,
November 15, 2003 (19)

■ Blocked PAT returned for Two Points

HAMPTON: Brandt Thweatt vs. South Carolina State, October 25, 2003
OPPONENT: Stephon Kelly, South Carolina State, October 30, 1999

■ Blocked Punt Returned for Touchdown

HAMPTON: Dontrail Potter vs. Bethune-Cookman, November 9, 2002
OPPONENT: Omar Kinnebrew vs. North Carolina A&T, November 20, 2004

■ Blocked a Field Goal

HAMPTON: Calvin Bannister vs. Bethune-Cookman, November 2, 2006
OPPONENT: R. McCullough, Bethune-Cookman, November 2, 2006

■ Blocked Two Kicks in a Game

HAMPTON: Calvin Bannister vs. Gardner-Webb, October 9, 2004
OPPONENT: Rodney Brown, Norfolk State, October 19, 1991

Pirates In The Final National Poll

1998 (Sports Network)	1998 (USA Today/ESPN)	2004 (Sports Network)	2004 (USA Today/ESPN)	2005 (Sports Network)	2005 (USA Today/ESPN)	2006 (Sports Network)	2006 (College Sporting News)
1. Georgia Southern	AFTER PLAYOFFS	1. James Madison	1. James Madison	1. Appalachian State	1. Appalachian State	1. Appalachian State	1. Appalachian State
2. Northwestern State	1. Massachusetts	2. Montana	2. Montana	2. Northern Iowa	2. Northern Iowa	2. UMass	2. UMass
3. Florida A&M	2. Georgia Southern	3. William & Mary	3. William & Mary	3. Furman	3. Furman	3. Montana	3. Montana
4. Western Illinois	3. Northwestern State	4. Sam Houston State	4. Sam Houston State	4. Texas State	4. Texas State	4. Youngstown State	4. Youngstown State
5. Richmond	4. Western Illinois	5. Furman	5. Furman	5. New Hampshire	5. New Hampshire	5. North Dakota State	5. North Dakota State
6. McNeese State	5. Florida A&M	6. New Hampshire	6. New Hampshire	6. Cal Poly	6. Cal Poly	6. New Hampshire	6. New Hampshire
7. Appalachian State	6. Appalachian State	7. Delaware	7. Eastern Washington	7. Southern Illinois	7. Southern Illinois	7. Southern Illinois	7. Southern Illinois
8. Connecticut	7. Connecticut	8. Eastern Washington	8. Delaware	8. Richmond	8. Richmond	8. Illinois State	8. Illinois State
9. Hampton	8. McNeese State	9. Southern Illinois	9. Southern Illinois	9. Georgia Southern	9. Georgia Southern	9. James Madison	9. James Madison
10. Tennessee State	9. Richmond	10. Georgia Southern	10. Georgia Southern	10. Hampton	10. Hampton	10. Hampton	10. Hampton
11. Troy State	10. Hampton	11. Western Kentucky	11. Western Kentucky	11. Grambling State	11. Montana	11. Hampton	11. Montana State
12. Massachusetts	11. Troy State	12. Hampton	12. Hampton	12. Montana	12. Grambling State	12. Furman	12. Furman
13. Lehigh	12. Lehigh	13. Harvard	13. Harvard	13. Eastern Washington	13. Eastern Washington	13. Tennessee-Martin	13. Tennessee-Martin
14. Montana	13. Tennessee State	14. Jacksonville State	14. Lehigh	14. Youngstown State	14. Youngstown State	14. Coastal Carolina	14. Cal Poly
15. Southern	14. Montana	15. Lehigh	15. Cal Poly	15. Brown	15. Eastern Illinois	15. Eastern Illinois	15. Coastal Carolina
16. William & Mary	15. Illinois State	16. Cal Poly	16. Jacksonville State	16. Eastern Illinois	16. Nicholls State	16. Cal Poly	16. Eastern Illinois
17. Western Kentucky	16. Southern	17. Northwestern State	17. Northwestern State	17. Nicholls State	17. Montana State	17. Northern Iowa	17. Princeton
18. Hofstra	17. South Florida	18. Wofford	18. Wofford	18. Montana State	18. Brown	18. Princeton	18. San Diego
19. South Florida	18. Hofstra	19. Lafayette	19. Lafayette	19. UMass	19. South Carolina State	19. Portland State	19. Northern Iowa
20. Bethune-Cookman	19. William & Mary	20. Alabama State	20. Alabama State	20. South Carolina State	20. Lafayette	20. San Diego	20. Portland State
21. Illinois State	20. Murray State	21. Penn.	21. Pennsylvania	21. Lafayette	21. UMass	21. McNeese State	21. South Dakota State
22. Delaware	21. Colgate	22. South Carolina State	22. South Carolina State	22. Illinois State	22. Colgate	22. South Dakota State	22. McNeese State
23. Murray State	22. Western Kentucky	23. North Dakota State	23. North Dakota State	23. Colgate	23. Coastal Carolina	23. Wofford	23. Wofford
24. Montana State	23. Bethune-Cookman	24. Coastal Carolina	24. Coastal Carolina	24. Coastal Carolina	24. Illinois State	24. Central Arkansas	24. UC Davis
25. Northern Iowa	24. Delaware	25. Northern Iowa	25. Northern Iowa	25. James Madison	25. Lehigh	25. Yale	25. Northern Arizona
	25. Montana State						



HAMPTON UNIVERSITY

Miscellaneous Records



LARGEST VICTORY MARGINS

- 89 vs. Roanoke Athletic (89-0) in 1916
- 80 vs. Lynchburg Seminary (80-0) in 1908
- 78 vs. C.W. Post (85-7) in 1994
- 74 vs. Lancasters (74-0) in 1912
- 74 vs. Johnson C. Smith (77-3) in 1994
- 73 vs. Virginia Union (73-0) in 1915
- 72 vs. Cheyney (72-0) in 1992
- 71 vs. Lancasters (71-0) in 1913
- 70 vs. Shaw (70-0) in 1913
- 69 vs. Lynchburg Seminary (69-0) in 1910
- 69 vs. St. Augustine's (75-6) in 1910

LARGEST MARGINS OF DEFEAT

- 83 by Virginia State (2-85) in 1970
- 69 by Morgan State (0-69) in 1966
- 67 by Central State (13-80) in 1987
- 62 by Elizabeth City State (12-74) in 1971
- 60 by Morgan State (0-60) in 1958
- 55 by Tuskegee (0-55) in 1974
- 55 by Morgan State (0-55) in 1944
- 53 by Alcorn State (19-67) in 1991
- 52 by Norfolk State (0-52) in 1970
- 51 by Howard (0-51) in 1973

WINNINGEST SEASONS

YEAR	RECORD	COACH
1993	12-1	Joe Taylor
2005	11-1	Joe Taylor
1994	10-1	Joe Taylor
2004	10-2	Joe Taylor
2006	10-2	Joe Taylor
1997	10-2	Joe Taylor
1985	10-2	Fred Freeman
1998	9-3	Joe Taylor
1992	9-2-1	Joe Taylor
1987	9-3	Fred Freeman
1995	8-3	Joe Taylor
1989	8-1-1	Fred Freeman
1982	8-2	Ed Wyche
1981	8-2	Ed Wyche
1958	8-2	Ben Whaley
1931	8-0-1	Gideon Smith
1928	8-1	Gideon Smith

MISCELLANEOUS TEAM RECORDS

Most Consecutive Victories: 12 (1993)
 Most Consecutive Games Without A Loss: 15 (1930-32)
 Most Consecutive Conference Victories: 23 (1992-94/CIAA)
 Most Consecutive Victories Over An Opponent: 20 vs. St. Paul's (1915-41)
 Most Consecutive Losses: 28 (1968-71)
 Most Consecutive Games Without Being Shutout: 258 (1984-present)

HAMPTON UNIVERSITY CONFERENCE CHAMPIONSHIP TEAMS

YEAR	RECORD	COACH
1913	6-6	L.L. Pepin (CIAA)
1914	3-1	C.H. Williams (CIAA)
1915	4-0	C.H. Williams (CIAA)
1916	4-0	C.H. Williams (CIAA)
1922	5-1	Gideon Smith (CIAA)
1925	4-1-1	Gideon Smith (CIAA)
1926	7-0-1	Gideon Smith (CIAA)
1928	8-1	Gideon Smith (CIAA)
1931	8-0-1	Gideon Smith (CIAA)
1985	10-2	Fred Freeman (CIAA)
1992	9-2-1	Joe Taylor (CIAA)
1993	12-1	Joe Taylor (CIAA)
1994	10-1	Joe Taylor (CIAA)
1997	10-2	Joe Taylor (MEAC)
1998	9-3	Joe Taylor (MEAC)
2004	10-2	Joe Taylor (MEAC)
2005	11-1	Joe Taylor (MEAC)
2006	10-2	Joe Taylor (MEAC)

All-Time Pirate Results



Coach Terry Monroe Era

**10 YEARS
25 - 10 - 2 • .676**

1902 (1-0)

Armstrong Manual
Training SchoolW.....16-0

1903 (1-0)

Armstrong Manual
Training SchoolW.....21-2

1904 (0-1)

PetersburgL.....0-6

1905 (0-1)

PetersburgL.....0-12

1906 (4-1)

MonarchsW.....5-0
PetersburgL.....5-10
ColumbiaW.....10-0
PhoebusW.....40-0
Virginia UnionW.....6-5

1907 (3-1-1)

ColumbiaL.....0-1
Tuskegee InstituteW.....10-0
ShawW.....6-5
PhoebusW.....12-0
Virginia UnionT.....0-0

1908 (3-0-1)

Virginia UnionW.....11-0
Lynchburg SeminaryW.....80-0
ShawT.....0-0
HowardW.....2-0

1909 (5-3)

Virginia UnionW.....22-0
HowardL.....0-5
Lynchburg SeminaryW.....22-0
A&T CollegeW.....11-0
LivingstoneW.....21-0
Tuskegee InstituteL.....0-6
Atlanta BaptistL.....5-16
LincolnW.....5-0

1910 (3-2)

Lynchburg SeminaryW.....69-0
St. Augustine'sW.....75-6
LincolnL.....5-6
HowardL.....0-39
Tuskegee InstituteW.....15-12

1911 (5-1)

LancastersW.....11-0
LancastersW.....19-0
Virginia UnionW.....25-0
HowardL.....0-11
LincolnW.....5-2
ShawW.....2-0



Coach Richard Armstrong Era

**1 YEAR
4 - 1 • .800**

1912 (4-1)

LancastersW.....27-0
LancastersW.....74-0
HowardL.....7-13
LincolnW.....10-6
ShawW.....34-0



Coach L. L. Peppin Era

**1 YEAR
6 - 0 • 1.000**

1913 (6-0)

N.N. High SchoolW.....69-0
LancastersW.....71-0
ShawW.....70-0
Virginia UnionW.....30-0
LincolnW.....13-0
HowardW.....8-6



Coach C. H. Williams Era

**6 YEARS
23 - 7 - 1 • .742**

1914 (3-1)

LivingstoneW.....39-0
Virginia UnionW.....42-0
LincolnW.....1-0
HowardL.....0-6

1915 (4-0)

St. Paul'sW.....58-0
ShawW.....59-0
Virginia UnionW.....73-0
HowardW.....18-0

1916 (4-0)

Roanoke AthleticW.....89-0
Virginia UnionW.....15-6
LincolnW.....19-7
HowardW.....12-3

1917 (4-1)

VandalsW.....57-0
Virginia UnionL.....0-3
PetersburgW.....25-6
LincolnW.....7-0
HowardW.....37-0

1918 (1-1-1)

HowardW.....6-2
LincolnL.....0-7
Virginia UnionT.....0-0

1919 (3-2-1)

Naval BaseW.....29-0
Newport NewsW.....20-0
St. Paul'sW.....25-0
LincolnL.....6-14
PetersburgT.....13-13
HowardL.....7-12

1920 (4-3-1)

Naval BaseW.....39-0
LighthartsT.....18-18
Newport News YMCAW.....1-0
ShawL.....0-13
PetersburgW.....12-0
LincolnW.....14-0
HowardL.....0-18
Virginia UnionL.....0-1



Coach Gideon Smith Era

**20 YEARS
97 - 46 - 12 • .626**

1921 (1-4)

St. Paul'sW.....26-2
ShawL.....7-13
LincolnL.....0-13
HowardL.....0-34
Virginia UnionL.....3-14

1922 (5-1)

Morgan StateW.....6-0
St. Paul'sW.....3-0
Virginia StateL.....6-12
LincolnW.....9-7
HowardW.....13-0
ShawW.....1-0

SBN Black College National Champions

1923 (5-2)

Morgan StateW.....44-0
St. Paul'sW.....7-6
Virginia StateW.....7-6
LincolnW.....7-3
HowardL.....6-10
ShawW.....6-0
Virginia UnionL.....6-7

1924 (5-2-1)

NC CollegeW.....31-0
Virginia SeminaryW.....7-0
St. Paul'sW.....14-0
Virginia StateW.....25-12
LincolnL.....3-7
ShawT.....0-0
HowardL.....3-7
Virginia UnionW.....12-6

1925 (4-1-1)

Virginia SeminaryL.....0-3
St. Paul'sW.....34-9
Virginia StateT.....0-0
ShawW.....3-0
A&T CollegeW.....12-0
Virginia UnionW.....13-0

1926 (7-0-1)

Virginia SeminaryT.....3-3
NC CollegeW.....20-0
Virginia StateW.....31-7
St. Paul'sW.....14-3
ShawW.....23-0
A&T CollegeW.....14-6
Johnson C. SmithW.....49-0
Virginia UnionW.....12-0

1927 (5-1-1)

Virginia SeminaryT.....13-13
LincolnW.....12-0
Virginia StateW.....6-0
St. Paul'sW.....27-0
ShawW.....45-0
A&T CollegeL.....0-13
Virginia UnionW.....12-7

1928 (8-1)

Virginia SeminaryW.....2-0
St. Paul'sW.....27-0
Virginia StateW.....17-0
LincolnW.....36-6
NC CentralW.....33-7
A&T CollegeW.....12-0
West Virginia StateL.....0-7
ShawW.....66-0
Virginia Union (HC)W.....25-0

1929 (3-5)

HowardW.....6-0
St. Paul'sW.....20-0
Virginia StateL.....0-6
NC CollegeW.....24-0
LincolnL.....6-13
A&T CollegeL.....0-3
West Virginia State (HC)L.....6-12
Virginia UnionL.....0-6

1930 (7-1-1)

St. Paul'sW.....40-0
Virginia StateW.....25-12
Bluefield CollegeW.....19-18
LincolnT.....0-0
A&T CollegeL.....7-12
HowardW.....13-6
Morgan StateW.....6-3
Virginia Union (HC)W.....14-7
LincolnW.....9-7

1931 (8-0-1)

NC CollegeW.....24-0
St. Paul'sW.....20-0
Virginia StateT.....0-0
LivingstoneW.....44-0
LincolnW.....13-6
A&T CollegeW.....21-0
Howard (HC)W.....25-0
Morgan StateW.....26-0
Virginia UnionW.....14-0

1932 (5-2-1)

NC CollegeW.....19-0
Johnson C. SmithW.....19-0
Virginia StateL.....6-13
Bluefield CollegeW.....6-0
Morgan StateT.....6-6
St. Paul'sW.....9-0
HowardW.....19-6
Virginia Union (HC)L.....13-14

1933 (7-1-1)

NC CollegeW.....7-0
Johnson C. SmithW.....42-6
Virginia StateW.....13-0
Bluefield CollegeT.....6-6
LincolnW.....32-8
St. Paul'sW.....26-0
Howard (HC)W.....28-0
Morgan StateL.....6-13
Virginia UnionW.....26-0

1934 (3-5)

Bluefield CollegeL.....6-7
Virginia StateL.....13-24
NC CollegeW.....20-0
LincolnW.....12-0
St. Paul'sW.....13-7
HowardL.....0-7
Morgan StateL.....0-28
Virginia Union (HC)L.....0-6

All-Time Pirate Results

1935 (7-1)

NC College	W	31-0
Virginia State	W	20-6
Bluefield College	W	12-8
Lincoln (HC)	W	20-0
St. Paul's	W	33-6
Howard	W	26-0
Morgan State	L	0-13
Virginia Union	W	15-7

1936 (5-2-1)

Virginia State	L	7-12
Bluefield College	T	6-6
Lincoln	W	7-0
A&T College	W	20-0
Howard (HC)	W	35-0
Morgan State	L	6-7
St. Paul's	W	21-0
Virginia Union	W	24-6

1937 (3-6)

South Carolina State	W	7-6
Virginia State (HC)	L	7-39
Bluefield College	W	6-0
Lincoln	L	0-6
A&T College	W	19-14
Howard	L	6-13
Morgan State	L	0-26
Florida A&M	L	20-25
Virginia Union	L	12-14

1938 (4-3-1)

South Carolina State	W	21-6
Virginia State	L	7-25
Bluefield College	W	7-0
Lincoln	W	20-6
A&T College	T	0-0
Howard (HC)	W	13-12
Morgan State	L	6-19
Virginia Union	L	0-6

1939 (3-3-1)

Bluefield College	L	6-7
Lincoln (HC)	W	12-6
Howard	W	25-6
A&T College	T	0-0
Morgan State	L	6-7
Virginia Union	W	14-6
Virginia State	L	0-14

1940 (2-5-1)

St. Paul's	W	13-7
A&T College	L	0-14
Bluefield College	L	7-14
Virginia State	L	0-6
Lincoln	L	0-14
Howard	W	25-0
Morgan State (HC)	T	0-0
Virginia Union	L	6-7



**Coach
James Griffin, Sr. Era**
4 YEARS
21 - 10 - 5 • .583

1941 (6-2)

St. Paul's	W	52-0
A&T College	W	6-0
Bluefield College	L	0-10
Virginia State (HC)	L	0-8
Lincoln	W	7-0
Howard	W	19-6
Morgan State	W	8-6
Virginia Union	W	20-8

1942 (4-1-3)

Camp Pickett	W	13-0
A&T College	W	18-0
Bluefield College	T	7-7
Virginia State	T	6-6
Lincoln	T	13-13
Howard (HC)	W	12-0
Morgan State	L	3-24
Virginia Union	W	27-12



**Coach
Sylvius Moore Era**
2 YEARS
5 - 7 - 1 • .385

1943 (4-2)

at Johnson C. Smith	W	19-6
A&T College	L	6-7
at Virginia State	W	13-0
Howard	L	0-2
Camp Pickett	W	20-7
Florida A&M	W	39-0

1944 (1-5-1)

at Johnson C. Smith	T	12-12
A&T College	L	0-12
at Virginia State	L	6-32
Florida A&M	L	0-40
Lincoln	L	0-15
at Howard	W	7-0
Morgan State (HC)	L	0-55



**Coach
Herman Neilson Era**
2 YEARS
6 - 10 - 3 • .375

1945 (2-6)

at Johnson C. Smith	L	6-7
A&T College	W	7-6
at Virginia State	L	0-35
Delaware State	L	0-14
Lincoln	W	12-0
Howard (HC)	L	6-19
Morgan State	L	0-21
at Virginia Union	L	19-21

1946 (4-4)

at Johnson C. Smith	W	33-0
A&T College	W	12-0
at Virginia State	L	9-14
Delaware State	W	12-0
Lincoln	L	12-10
Howard (HC)	L	6-19
at Virginia Union	W	18-0
Morgan State	L	0-20



**Coach
James Griffin, Sr. Era**
4 YEARS
21 - 10 - 5 • .583

1947 (7-2-1)

at Johnson C. Smith	W	13-8
A&T College	W	7-0
at Virginia State	W	16-13
Lincoln	T	0-0
at Howard	W	19-13
Morgan State	L	0-9
Virginia Union (HC)	W	14-13
Fort Bragg	W	19-0
at Tuskegee Institute	W	19-0
Florida A&M	L	0-7

1948 (4-5-1)

Shaw	W	14-0
at Johnson C. Smith	T	20-20
A&T College	W	21-0
at Tuskegee Institute	W	15-7
at Virginia State	L	0-13
Lincoln	L	0-12
Howard (HC)	L	0-6
Morgan State	L	0-34
at Virginia Union	L	3-16
Wilberforce	W	20-19



**Coach
Harry Jefferson Era**
8 YEARS
32 - 41 - 3 • .421

1949 (5-4)

Shaw	L	7-13
Morris Brown	W	14-7
A&T College	L	13-20
at Tuskegee Institute	W	47-0
at Virginia State	W	27-21
Lincoln	W	45-13
Howard	L	0-7
Morgan State (HC)	L	0-26
at Virginia Union	W	13-7

1950 (2-7)

Shaw	W	13-7
Morris Brown	L	0-27
A&T College	L	0-14
Maryland State	L	12-48
at Virginia State	L	7-12
Lincoln	W	14-12
at Howard	L	7-12
Morgan State	L	13-17
Virginia Union	L	9-16

1951 (5-4)

Shaw	W	12-6
NC College	L	6-28
A&T College	L	7-20
Maryland State	W	20-0
at Virginia State	L	0-6
Lincoln (HC)	W	7-3
at Howard	L	0-7
Morgan State	W	7-6
at Virginia Union	W	20-13

1952 (4-5)

Fayetteville State	W	20-0
NC College	L	12-21
A&T College	L	13-26
Maryland State	L	0-2
at Virginia State	L	0-31
Lincoln	W	21-0
Howard (HC)	W	34-7
Morgan State	L	7-26
at Virginia Union	W	34-13

1953 (6-3-1)

Fayetteville State	W	19-12
at NC College	L	0-28
Maryland State	T	7-7
Delaware State	W	27-0
at Winston-Salem State	W	47-0
Virginia State	W	19-18
Lincoln (HC)	W	57-0
at Howard	L	7-11
Morgan State	L	13-26
Virginia Union	W	12-0

1954 (4-5-1)

Fayetteville State	W	12-8
at Maryland State	L	0-26
NC College	L	0-28
at Delaware State	L	0-7
Winston-Salem State	W	24-13
at Virginia State	L	0-27
at Lincoln	W	6-2
Howard (HC)	T	13-13
at Morgan State	L	6-39
Virginia Union	W	18-12

1955 (4-6)

at Fayetteville State	W	21-6
Maryland State	L	0-6
at Bluefield College	L	0-19
Delaware State	L	0-12
at Winston-Salem State	L	0-20
Virginia State (HC)	L	6-18
Lincoln	W	35-0
at Howard	W	14-0
Morgan State	L	7-45
at Virginia Union	W	31-7

1956 (2-7-1)

Fayetteville State	L	7-19
Bluefield College	L	6-33
at Maryland State	L	0-34
at Delaware State	L	6-46
Winston-Salem State	T	7-7
at Virginia State	L	20-24
at Lincoln	W	12-6
Howard (HC)	W	20-0
at Morgan State	L	13-19
Virginia Union	L	0-31



**Coach
Ben Whaley Era**
8 YEARS
35 - 37 - 1 • .479

1957 (4-5)

at Fayetteville State	W	6-0
at Bluefield College	L	0-34
Delaware State	W	6-0
at Winston-Salem State	L	6-32
Virginia State	L	0-13
at Howard	W	16-7
Morgan State	L	6-25
at Virginia Union	L	0-20

All-Time Pirate Results

1958 (7-3)

Fayetteville StateW.....	18-6
Bluefield CollegeL.....	19-21
at Delaware StateW.....	28-14
ClaffinW.....	25-0
Winston-Salem StateW.....	16-6
at Virginia StateW.....	21-18
at LincolnW.....	42-0
Howard (HC)L.....	8-12
at Morgan StateL.....	0-60
at Virginia UnionW.....	21-12

1959 (4-4-1)

at Johnson C. SmithL.....	8-14
Delaware StateW.....	26-8
at MorehouseT.....	7-7
at Fayetteville StateW.....	36-0
Virginia State (HC)L.....	0-25
LincolnW.....	20-2
at HowardL.....	7-14
Morgan StateW.....	9-6
at Virginia UnionL.....	2-8

1960 (5-4)

at Morgan StateL.....	7-28
at Delaware StateW.....	13-8
MorehouseL.....	7-12
Fayetteville StateW.....	39-0
at Virginia StateW.....	21-6
at LincolnW.....	35-2
Howard (HC)W.....	24-20
at TuskegeeL.....	20-30
Virginia UnionL.....	8-15

1961 (6-3)

Morgan StateL.....	7-13
Delaware StateL.....	8-22
at MorehouseW.....	21-0
at Fayetteville StateW.....	13-0
Virginia StateW.....	6-0
at JuniataW.....	31-0
at HowardW.....	37-0
Tuskegee (HC)W.....	17-14
at Virginia UnionL.....	17-28

1962 (3-6)

at Morgan StateL.....	0-41
at Delaware StateL.....	9-12
MorehouseW.....	12-0
Fayetteville StateL.....	7-8
at Virginia StateW.....	19-12
Howard (HC)W.....	32-14
Juniata (HC)L.....	6-27
at TuskegeeL.....	0-10
Virginia UnionL.....	14-39

1963 (4-5)

Morgan StateL.....	0-38
Delaware StateW.....	25-6
at MorehouseW.....	20-6
at Norfolk StateL.....	0-42
Virginia StateL.....	12-30
at HowardL.....	14-32
Shaw (HC)W.....	13-10
TuskegeeW.....	33-28
at Virginia UnionL.....	7-17

1964 (1-8)

at Morgan StateL.....	7-53
at Delaware StateL.....	23-26
MorehouseW.....	14-7
Norfolk StateL.....	9-13
at Virginia StateL.....	6-39
Howard (HC)L.....	6-14
at ShawL.....	24-28
at TuskegeeL.....	9-42
Virginia UnionL.....	6-34




**Coach
Mel Labat Era**
4 YEARS
15 - 19 - 1 • .429

1965 (1-8)

Morgan StateL.....	0-41
Delaware StateL.....	13-30
at MorehouseW.....	20-6
at Norfolk StateL.....	0-20
Virginia StateL.....	6-48
at HowardL.....	8-26
Shaw (HC)L.....	14-20
TuskegeeL.....	12-15
at Virginia UnionL.....	6-29

1966 (6-3)



at ShawW.....	46-16
at Delaware StateW.....	6-0
MorehouseW.....	65-0
Norfolk StateL.....	27-33
at Virginia StateW.....	7-0
Howard (HC)W.....	32-19
at Morgan StateL.....	0-69
at TuskegeeL.....	34-38
Virginia UnionW.....	33-0

1967 (4-5)

Sept. 23 at ShawW.....	48-12
30 Delaware StateW.....	35-6
Oct. 7 at MorehouseW.....	40-21
14 at Norfolk StateL.....	20-23
21 Virginia StateL.....	19-20
28 at HowardW.....	14-8
Nov. 11 Tuskegee (HC)L.....	13-28
23 at Virginia UnionL.....	20-27

1968 (4-3-2)

Sept. 28 ShawW.....	20-6
Oct. 5 at Delaware StateW.....	17-10
12 MorehouseT.....	12-12
19 Norfolk StateW.....	13-7
26 at Virginia StateT.....	7-7
Nov. 2 Howard (HC)W.....	34-6
9 at Morgan StateL.....	14-48
16 at TuskegeeL.....	6-53
23 Virginia UnionL.....	10-12

**Coach
Whitney Van Cleve Era**
5 YEARS
3 - 44 - 2 • .061

1969 (0-9)

Sept. 27 at ShawL.....	6-18
Oct. 4 Delaware StateL.....	0-20
11 at MorehouseL.....	12-19
18 at Norfolk StateL.....	6-39
25 Virginia StateL.....	7-9
Nov. 1 at HowardL.....	0-16
8 Morgan StateL.....	3-74
15 Tuskegee (HC)L.....	12-20
22 at Virginia UnionL.....	7-42

1970 (0-9)

Sept. 19 at Winston-SalemL.....	20-46
26 ShawL.....	0-20
Oct. 3 at Delaware StateL.....	0-49
10 MorehouseL.....	13-51
17 Norfolk StateL.....	0-52
24 at Virginia StateL.....	2-85
31 HowardL.....	14-41
Nov. 7 St. Paul'sL.....	6-27
14 at TuskegeeL.....	0-3

1971 (1-9)



Sept. 18 Winston-SalemL.....	26-32
25 at ShawL.....	0-46
Oct. 2 Elizabeth City StateL.....	12-74
9 at MorehouseL.....	7-13
16 at Norfolk StateL.....	15-30
23 Virginia State (HC)L.....	0-26
30 at HowardL.....	0-35
Nov. 6 at St. Paul'sW.....	15-12
13 TuskegeeL.....	7-27
20 Virginia UnionL.....	7-14

1972 (1-10)

Sept. 10 at Rhode IslandL.....	0-27
17 at Winston-SalemL.....	0-47
24 ShawL.....	0-12
30 at Elizabeth CityL.....	0-24
Oct. 7 MorehouseL.....	9-13
14 Norfolk StateL.....	4-33
21 at Virginia StateL.....	0-35
28 Howard (HC)L.....	3-21
Nov. 4 St. Paul'sW.....	33-6
11 at TuskegeeL.....	6-39
18 Virginia UnionL.....	14-19

1973 (1-7-2)

Sept. 15 Winston-SalemL.....	8-17
22 at ShawW.....	10-0
29 Elizabeth City StateT.....	3-3
Oct. 6 at MorehouseT.....	13-13
13 at Norfolk StateL.....	6-21
20 Virginia StateL.....	0-10
27 at HowardL.....	0-51
Nov. 3 at St. Paul'sL.....	13-14
10 Tuskegee (HC)L.....	6-20
17 Virginia UnionL.....	0-35

**Coach
Walter Lovett Era**
7 YEARS
35 - 40 • .467

1974 (3-7)

Sept. 14 at Winston-SalemL.....	0-15
21 ShawW.....	35-13
Oct. 5 Elizabeth City StateW.....	28-27
12 at Bowie StateL.....	10-12
19 Norfolk StateL.....	10-27
26 at Virginia StateL.....	7-33
Nov. 2 Howard (HC)L.....	12-27
9 St. Paul'sW.....	38-36
18 at Virginia UnionL.....	7-20
25 at TuskegeeL.....	0-55

1975 (5-5)

Sept. 13 Winston-SalemW.....	32-13
20 at ShawW.....	12-8
27 JC SmithL.....	6-21
Oct. 4 Elizabeth CityW.....	27-13
11 Bowie St. (HC)L.....	21-28
18 at Norfolk StateW.....	27-7
25 Virginia StateL.....	14-26
31 at HowardL.....	15-19
Nov. 8 at St. Paul'sW.....	22-14
22 Virginia UnionL.....	27-42

1976 (7-4)

Sept. 11 at Winston-SalemW.....	27-22
18 ShawW.....	33-0
25 at Johnson C. SmithW.....	18-16
Oct. 2 at Elizabeth CityW.....	36-0
9 at Bowie StateW.....	19-11
16 Norfolk StateL.....	7-24
23 at Virginia StateW.....	38-36
30 HowardL.....	7-28
Nov. 6 St. Paul'sL.....	14-20
13 Maryland ESL.....	3-12
20 at Virginia UnionW.....	13-10

1977 (7-4)

Sept. 10 Winston-SalemL.....	6-34
17 at ShawW.....	34-7
24 JC SmithW.....	35-7
Oct. 1 Elizabeth CityW.....	31-0
8 Bowie StateW.....	27-7
15 at Norfolk StateW.....	18-0
22 Virginia St (HS)L.....	22-45
29 at HowardL.....	14-20
Nov. 5 at St. Paul'sW.....	38-14
12 at Maryland ESW.....	15-13
19 Virginia UnionL.....	16-55

1978 (5-6)



Sept. 9 at Winston-SalemL.....	6-21
16 at ShawW.....	24-19
23 at JC SmithW.....	19-6
30 Elizabeth CityW.....	14-13
Oct. 7 at Bowie StateW.....	8-6
14 Norfolk StateL.....	6-16
21 at Virginia StateL.....	27-31
28 HowardL.....	6-17
Nov. 4 St. Paul'sW.....	20-12
11 at Gardner-WebbL.....	13-28
18 at Virginia UnionL.....	6-52

1979 (3-8)

Sept. 1 at Liberty BaptistL.....	20-41
8 Winston-Salem StateL.....	14-41
15 at New York TechW.....	19-10
22 JC SmithW.....	19-9
29 at Elizabeth CityL.....	8-28
Oct. 6 Bowie StateL.....	20-24
13 at Norfolk StateL.....	13-26
20 Virginia St. (HC)L.....	0-37
27 at HowardL.....	12-28
Nov. 3 St. Paul'sW.....	34-12
17 Virginia UnionL.....	12-41

1980 (5-6)

Sept. 6 at Bowie StateW.....	20-41
13 New York TechW.....	36-12
27 at JC SmithL.....	14-27
Oct. 4 Elizabeth CityL.....	16-20
11 at Emory & HenryW.....	38-27
18 Norfolk StateL.....	14-37
25 at Virginia StateW.....	16-9
Nov. 1 HowardL.....	21-38
8 St. Paul's (HC)W.....	28-18
15 at Liberty BaptistL.....	18-51
22 at Virginia UnionL.....	0-49

**Coach
Ed Wyche Era**
3 YEARS
21 - 9 • .700

1981 (8-2)

Sept. 12 Bowie StateW.....	35-6
19 Virginia UnionL.....	14-34
26 at LivingstonW.....	10-7
Oct. 3 at Elizabeth CityL.....	10-17
10 Emory & HenryW.....	50-17
17 at Norfolk StateW.....	23-20
24 at James MadisonW.....	17-15
31 Guilford (HC)W.....	31-6
Nov. 7 at St. Paul'sW.....	39-0
14 Virginia StateW.....	17-14

The Record Book



All-Time Pirate Results

1982 (8-2)

Sept. 11	at BowieW	31-9
18	at Virginia UnionL	8-28
25	LivingstonW	14-6
Oct. 2	Elizabeth CityW	17-3
9	at NC A&TW	19-9
16	Norfolk StateL	7-25
23	Morgan StateW	13-7
30	at GuilfordW	28-14
Nov. 6	St. Paul's (HC)W	34-0
13	at Virginia StateW	34-13

1983 (5-5)

Sept. 3	at Tennessee StateL	14-20
17	Virginia UnionW	13-4
24	at NC CentralL	20-24
Oct. 1	Elizabeth CityW	20-0
8	NC A&TL	10-13
15	at Norfolk StateW	14-12
22	at Morgan StateW	28-12
29	Fayetteville (HC)W	14-7
Nov. 5	at St. Paul'sL	14-19
12	Virginia StateL	13-16

**Coach
Fred Freeman Era**
8 YEARS
49 - 31 - 4 • .583

1984 (5-3-2)

Sept. 1	Tennessee StateL	0-44
8	HowardW	13-7
15	Virginia UnionW	13-11
22	NC CentralW	17-13
Oct. 6	University of D.C.T	7-7
13	Norfolk StateL	7-15
20	Fayetteville StateL	19-21
27	Elizabeth CityT	7-7
Nov. 3	St. Paul's (H.C.)W	14-7
10	Virginia StateW	16-10

1985 (11-1)

Sept. 7	JC SmithW	10-6
14	CheyneyW	31-7
21	Virginia UnionW	31-0
28	Winston-SalemL	13-47
Oct. 5	Bowie StateW	40-0
12	Elizabeth CityW	25-6
19	Norfolk StateW	36-35
26	Univ. of D.C.W	34-6
Nov. 9	St. Paul's (H.C.)W	15-3
16	Virginia StateW	23-0
	Winston-SalemW	13-7

NCAA Division II Playoffs

BloomsburgL	28-38
------------	--------	-------

1986 (3-6-1)

Sept. 6	JC SmithW	25-3
13	HowardL	7-21
20	Virginia UnionL	7-16
27	Winston-SalemL	6-38
Oct. 11	Elizabeth CityT	14-14
18	Norfolk StateW	19-14
25	Univ. of D.C.W	36-12
Nov. 1	Florida A&ML	9-44
8	St. Paul'sW	21-0
15	Virginia StateL	12-22

1987 (9-3)

Sept. 5	at Univ. of D.C.W	34-0
12	at Bowie StateW	25-7
	Virginia UnionL	7-14
26	at LivingstoneW	10-6
	at MorehouseW	32-8
Oct. 10	at Central StateL	13-80
17	at Norfolk StateW	48-17
24	TuskegeeW	23-14
31	Elizabeth CityW	25-18
Nov. 7	at St. Paul'sW	68-0
14	Virginia StateW	23-19
	Winston-SalemL	12-22

1988 (7-3)

Sept. 3	Univ. of D.C.W	47-6
10	Bowie StateL	27-28
17	at Virginia UnionW	28-13
24	LivingstoneW	44-14
Oct. 1	MorehouseW	28-0
8	at Virginia StateW	21-24
15	Norfolk StateL	27-34
22	TuskegeeW	37-17
29	at Eliz. City StateW	44-23
Nov. 5	West Va. TechW	37-9

1989 (8-1-1)



Sept. 9	Miss. Valley StateW	6-3
	Bowie StateW	17-7
16	Virginia UnionL	28-32
23	Fayetteville StateW	26-19
30	NC CentralW	27-7
Oct. 7	Virginia StateW	21-10
18	Norfolk StateT	20-20
21	TuskegeeW	37-21
28	Elizabeth CityW	35-27
Nov. 4	MorehouseW	18-13

1990 (5-5)

Sept. 1	at Texas SouthL	16-28
8	Bowie StateW	21-6
15	at Virginia UnionL	40-43
22	at GramblingL	3-22
29	NC CentralW	33-21
Oct. 6	at Virginia StateW	7-0
13	Norfolk StateL	18-27
20	TuskegeeW	45-26
27	at Elizabeth CityL	7-14
Nov. 3	MorehouseW	32-0

1991 (2-9)

Sept. 7	JC SmithL	15-26
14	Bowie StateL	14-17
21	Virginia UnionL	13-49
28	Alcorn StateL	14-67
Oct. 5	MorehouseL	17-20
12	Virginia StateW	39-37
19	Norfolk StateL	12-26
26	TuskegeeL	33-46
Nov. 2	Elizabeth CityL	21-23
9	Winston SalemL	6-20
16	NC CentralW	11-16

**Coach
Joe Taylor Era**
15 YEARS
130 - 43 - 1 • .747

1992 (9-2-1)

Sept. 5	JC SmithW	48-6
12	Bowie StateW	48-7
19	Virginia UnionT	20-20
26	CheyneyW	72-0
Oct. 3	MorehouseW	10-3
10	Virginia StateW	55-23
17	Norfolk StateW	60-0
24	TuskegeeL	28-41
31	Elizabeth CityW	30-22
Nov. 7	Winston-SalemW	27-14
14	NC CentralW	31-19

NCAA Division II Playoffs

21	North AlabamaL	21-33
----	---------------	--------	-------

1993 (12-1)

Sept. 11	at LivingstoneW	48-6
14	at Bowie StateW	35-6
18	Virginia UnionW	13-0
25	vs GramblingW	27-6
Oct. 2	JC SmithW	43-6
9	Virginia StateW	42-14
16	at Norfolk StateW	48-21
23	TuskegeeW	46-12
30	Elizabeth CityW	40-0
Nov. 6	ChowanW	41-0
13	at Morris BrownW	49-14

NCAA Division II Playoffs

20	Albany StateW	33-7
27	at North AlabamaL	20-45

1994 (10-1)

Sept. 3	MorehouseW	24-15
10	HowardW	21-20
17	at Virginia UnionW	56-6
24	GramblingL	29-32
Oct. 1	JC SmithW	77-3
8	at Virginia StateW	44-19
15	Norfolk StateW	53-28
22	LivingstoneW	47-7
29	at Elizabeth CityW	40-7
Nov. 5	CW PostW	85-7
12	at Fayetteville StateW	34-13

SBN Black College National Champions

1995 (8-3)

Sept. 2	at MorehouseW	42-14
8	HowardL	22-34
16	Grambling StateW	16-7
23	SouthernL	22-45
30	Bethune-CookmanW	34-14
Oct. 7	Delaware StateW	51-21
14	Norfolk StateW	23-18
28	Elizabeth CityW	36-13
Nov. 4	at LibertyL	14-28
11	Fayetteville StateW	28-7
18	Morgan StateW	54-20

1996 (5-6)

Sept. 1	at Clark-AtlantaW	13-6
13	HowardL	7-26
21	NC A&TL	20-24
28	Virginia StateW	14-10
Oct. 5	Florida A&ML	58-59
12	Delaware StateW	37-7
26	at SC StateW	20-14
Nov. 2	LibertyL	30-34
9	Bethune-CookmanW	38-24
16	Norfolk StateL	7-14
23	Morgan StateL	22-23

1997 (10-2)

Aug. 30	at William & MaryL	6-31
Sept. 13	at HowardW	49-21
20	at NC A&TW	7-2
27	Grambling StateW	42-7
Oct. 4	Florida A&MW	18-15
11	at LibertyW	33-27
18	at Norfolk StateW	9-2
25	SC StateW	20-14
Nov. 8	at Bethune-CookmanW	27-0
15	Delaware StateW	24-20
22	Morgan StateW	10-0

NCAA Division I-AA Playoffs

29	at Youngstown StateL	13-28
----	---------------------	--------	-------

SBN Black College National Champions

1998 (9-3)

Sept. 5	at Florida A&MW	21-14
12	HowardW	38-31
19	NC A&TW	23-10
26	Grambling StateW	28-15
Oct. 10	LibertyW	21-0
17	Norfolk StateW	59-14
24	SC StateW	20-7
31	William and MaryL	34-41
Nov. 7	Bethune-CookmanL	13-14
14	Delaware StateW	41-13
21	Morgan StateW	55-0

NCAA Division I-AA Playoffs

28	at ConnecticutL	34-42
----	----------------	--------	-------

1999 (8-4)

Sept. 4	Delaware StateW	21-0
11	vs. HowardW	28-27
18	vs. Arkansas-Pine BluffW	26-13
25	vs. Grambling StateW	27-7
Oct. 2	vs. SouthernL	6-21
9	at NC A&TL	16-41
16	at Norfolk StateW	28-27
23	Florida A&ML	6-41
30	SC StateW	39-27
Nov. 6	at Bethune-CookmanL	11-6
13	Morgan StateW	34-14
	HERITAGE BOWL		
20	SouthernW	24-3

2000 (7-4)

Sept. 2	New HampshireL	17-31
9	vs. HowardW	26-24
16	Winston-SalemW	40-6
23	Southern UtahW	42-34
30	at Delaware StateW	54-28
Oct. 14	Norfolk StateW	47-19
21	at SC StateW	40-37
28	at Florida A&ML	24-53
Nov. 9	Bethune-CookmanL	31-34
11	NC A&TL	28-31
18	Morgan StateW	31-14

All-Time Pirate Results

2001 (7-4)

Sept. 1	at New Hampshire	L.....29-45
8	at HowardW.....27-20
22	vs. Virginia StateW.....55-14
29	Delaware StateW.....31-20
Oct. 6	U of Rhode IslandL.....7-56
13	at Norfolk StateL.....20-28
20	SC StateW.....28-17
27	Florida A&ML.....35-47
Nov. 3	at Bethune-CookmanW.....44-41
10	at NC A&TW.....23-7
17	Morgan StateW.....35-20

2002 (7-5)

Aug. 31	at James MadisonW.....31-28
Sept. 7	SW Missouri StateL.....26-28
14	HowardW.....51-2
21	vs. Alcorn StateL.....23-27
Oct. 5	at Delaware StateW.....44-13
12	Bowie StateW.....49-0
19	Norfolk StateW.....31-14
26	at SC StateL.....41-47
Nov. 2	at Florida A&ML.....13-25
9	Bethune-CookmanW.....37-7
16	NC A&TW.....17-7
23	at Morgan StateL.....42-52

2003 (7-4)

Aug. 28	at VillanovaL.....6-41
Sept. 13	at HowardW.....17-14
20	vs. TuskegeeW.....53-0
27	vs. Morgan StateW.....24-21
Oct. 4	Delaware StateW.....41-9
18	at Norfolk StateW.....52-0
25	SC StateW.....32-12
Nov. 1	Florida A&ML.....23-34
8	at Bethune-CookmanL.....27-30
15	at NC A&TL.....28-38
22	Savannah StateW.....48-13

2004 (10-2)

Sept. 4	Jackson StateW.....38-19
11	HowardW.....47-14
18	Western IllinoisW.....40-20
25	vs. Morgan StateW.....49-37
Oct. 2	at Delaware StateL.....23-28
9	Gardner-WebbW.....48-25
16	Norfolk StateW.....58-10
23	at SC StateW.....52-36
Nov. 6	Bethune-CookmanW.....24-17
13	NC A&TW.....51-24
20	at Savannah StateW.....58-7

NCAA Division I-AA Playoffs

27 at William & Mary L.....35-42

SBN Black College National Champions

2005 (11-1)

Sept. 3	vs. Jackson StateW.....20-7
10	at HowardW.....22-12
15	at NC A&TW.....31-14
24	vs. Morgan StateW.....44-14
Oct. 1	Delaware StateW.....26-8
8	at Gardner-WebbW.....52-21
15	at Norfolk StateW.....55-14
22	SC StateW.....14-10
Nov. 5	at Bethune-CookmanW.....24-10
12	Florida A&MW.....34-14
19	Savannah StateW.....44-6

NCAA Division I-AA Playoffs

26 RichmondL.....10-38

SBN Black College National Champions

2006 (10-2)

Sept. 2	vs. Grambling StateW.....27-26 (ot)
9	HowardW.....46-7
16	North Carolina A&TW.....48-14
23	vs. Morgan StateW.....26-7
30	at Delaware StateW.....29-14
Oct. 7	vs. Central State (OH)W.....42-12
14	Norfolk StateW.....42-13
21	at South Carolina St.L.....6-13
28	Winston-Salem St.W.....13-3
Nov. 4	Bethune-CookmanW.....34-17
11	at Florida A&MW.....59-7

NCAA Division I-AA Playoffs

25 New HampshireL.....38-41

Hampton's Head Coaching Records

COACH	TENURE	YEARS	W	L	T
Tony Monroe	1902-1911	10	25	10	2
Richard Armstrong	1912	1	4	1	0
L.L. Pepin	1913	1	6	0	0
C.H. Williams	1914-1917 1919-1920	6	23	7	1
John Harvey	1918	1	1	1	1
Gideon Smith	1920-1940	20	97	46	12
James Griffin, Sr.	1941-1942 1947-1948	4	21	20	5
Sylvius Moore	1943-1944	2	5	7	1
Herman Neilson	1945-46	2	6	10	0
Harry Jefferson	1949-1956	8	32	41	3
Ben Whaley	1957-64	8	35	37	1
Mel Labat	1965-68	4	15	19	1
Whitney Van Cleve	1969-73	5	3	44	2
Walter Lovett	1974-80	7	35	40	0
Ed Wyche	1981-1983	3	21	9	0
Fred Freeman	1984-1991	8	49	31	4
Joe Taylor	1992-present	15	130	43	1

Winningest Active Division I-AA Coaches

BY VICTORIES (Minimum five years as a Division I-AA head coach)



COACH, COLLEGE	WINS
Mike Kelly, Dayton	235
Bob Ford, Albany (N.Y.)	217
Joe Taylor, Hampton	191
Al Bagnoli, Penn	190
Jerry Moore, Appalachian St.	181
Walt Hameline, Wagner	179
Jimmy Laycock, William & Mary	178
Rob Ash, Drake	176
Andy Talley, Villanova	175
Pete Richardson, Southern U.	155

BY PERCENTAGE (Minimum five years as a Division I-AA head coach)

COACH, COLLEGE	W	L	T	PCT.
Mike Kelly, Dayton	235	53	1	.815
Al Bagnoli, Penn	190	63	0	.751
K.C. Keeler, Delaware	129	43	1	.749
Joe Taylor, Hampton	191	71	4	.726
Pete Lembo, Elon	49	20	0	.710
Pete Richardson, Southern U.	155	63	1	.710
Buddy Pough, South Carolina St.	40	17	0	.702
Bobby Lamb, Furman	43	19	0	.694
Mark Farley, UNI	51	24	0	.680
Don Brown, Massachusetts	78	37	0	.678

Yearly Look Back

Home Openers Since 1943

Record 39-31-1

1943	A & T College	6-7	L
1944	A & T College	0-12	L
1945	A & T College	7-6	W
1946	A & T College	12-0	W
1947	A & T College	7-0	W
1948	Shaw	14-0	W
1949	Shaw	7-13	L
1950	Shaw	13-7	W
1951	Shaw	12-6	W
1952	Fayetteville State	20-0	W
1953	Maryland State	7-7	T
1954	Fayetteville State	12-8	W
1955	Maryland State	0-6	L
1956	Fayetteville State	7-19	L
1957	Delaware State	6-0	W
1958	Fayetteville State	18-6	W
1959	Delaware State	26-8	W
1960	Morehouse	7-12	L
1961	Morgan State	7-13	L
1962	Morehouse	12-0	W
1963	Morgan State	0-38	L
1964	Morehouse	14-7	W
1965	Morgan State	0-41	L
1966	Morehouse	65-0	W
1967	Delaware State	35-6	W
1968	Shaw	20-6	W
1969	Delaware State	0-20	L
1970	Shaw	0-20	L
1971	Winston-Salem	26-32	L
1972	Shaw	0-12	L
1973	Winston-Salem	8-17	L
1974	Shaw	35-13	W
1975	Winston-Salem	32-13	W
1976	Shaw	33-0	W
1977	Winston-Salem	6-34	L
1978	Shaw	24-19	W
1979	Winston-Salem	14-41	L
1980	New York Tech	36-12	W
1981	Bowie State	35-6	W
1982	Livingstone	14-6	W
1983	Virginia Union	13-4	W
1984	Tennessee State	0-44	L
1985	Virginia Union	31-0	W
1986	Johnson C. Smith	25-3	W
1987	Virginia Union	7-14	L
1988	University of D.C.	47-6	W
1989	Mississippi Valley State	6-3	W
1990	Bowie State	21-6	W
1991	Virginia Union	13-49	L
1992	Johnson C. Smith	48-6	W
1993	Virginia Union	13-0	W
1994	Morehouse	24-15	W
1995	Delaware State	51-21	W
1996	North Carolina A&T	20-24	L
1997	Florida A&M University	18-15	W
1998	North Carolina A&T	23-10	W
1999	Delaware State	21-0	W
2000	Univ. of New Hampshire	17-31	L
2001	Delaware State	31-20	W
2002	SW Missouri State	26-28	L
2003	Delaware State	41-9	W
2004	Jackson State	38-19	W
2005	Delaware State	26-8	W
2006	Howard	46-7	W

Season Openers Since 1902

Record 69-32-3

1902	Armstrong Manual Training School	16-0	W
1903	Armstrong Manual Training School	21-2	W
1904	Petersburg	0-6	L
1905	Petersburg	0-12	L
1906	Monarchs	5-0	W
1907	Columbia	0-1	W
1908	Virginia Union	11-0	W
1909	Virginia Union	22-0	W
1910	Lynchburg Seminary	69-0	W
1911	Lancasters	11-0	W
1912	Lancasters	27-0	W
1913	N. N. High School	69-0	W
1914	Livingstone	39-0	W

1915	St. Paul's	58-0	W
1916	Roanoke Athletic Club	89-0	W
1917	Vandals	57-0	W
1918	Howard	7-0	W
1919	Naval Base	29-0	W
1920	Naval Base	39-0	W
1921	St. Paul's	26-2	W
1922	Morgan State	6-0	W
1923	Morgan State	44-0	W
1924	North Carolina College	31-0	W
1925	Virginia Seminary	0-3	L
1926	Virginia Seminary	3-3	T
1927	Virginia Seminary	13-13	T
1928	Virginia Seminary	2-0	W
1929	Howard	6-0	W
1930	St. Paul's	40-0	W
1931	North Carolina College	24-0	W
1932	North Carolina College	19-0	W
1933	North Carolina College	7-0	W
1934	Bluefield	6-7	L
1935	North Carolina College	31-0	W
1936	Virginia State	7-12	L
1937	South Carolina State	7-6	W
1938	South Carolina State	21-6	W
1939	Bluefield College	6-7	L
1940	St. Paul's	13-7	W
1941	St. Paul's	52-0	W
1942	Camp Pickett	13-0	W
1943	Johnson C. Smith	19-6	W
1944	Johnson C. Smith	12-12	T
1945	Johnson C. Smith	6-7	L
1946	Johnson C. Smith	33-0	W
1947	Johnson C. Smith	13-8	W
1948	Shaw	14-0	W
1949	Shaw	7-13	L
1950	Shaw	13-7	W
1951	Shaw	12-6	W
1952	Fayetteville State	20-0	W
1953	Fayetteville State	19-12	W
1954	Fayetteville State	12-8	W
1955	Fayetteville State	21-6	W
1956	Fayetteville State	7-19	L
1957	Fayetteville State	6-0	W
1958	Fayetteville State	18-6	W
1959	Johnson C. Smith	8-14	L
1960	Morgan State	7-24	L
1961	Morgan State	7-13	L
1962	Morgan State	0-41	L
1963	Morgan State	0-38	L
1964	Morgan State	7-53	L
1965	Morgan State	0-41	L
1966	Shaw	48-16	W
1967	Shaw	46-12	W
1968	Shaw	20-6	W
1969	Shaw	6-18	L
1970	Winston-Salem	20-46	L
1971	Winston-Salem	26-32	L
1972	Rhode Island	0-27	L
1973	Winston-Salem	8-17	L
1974	Winston-Salem	0-15	L
1975	Winston-Salem	32-13	W
1976	Winston-Salem	27-22	W
1977	Winston-Salem	6-34	L
1978	Winston-Salem	6-21	L
1979	Liberty Baptist	20-41	L
1980	Bowie State	22-16	W
1981	Bowie State	35-6	W
1982	Bowie State	31-9	W
1983	Tennessee State	14-20	L
1984	Tennessee State	0-44	L
1985	Johnson C. Smith	10-6	W
1986	Johnson C. Smith	25-3	W
1987	University of D.C.	34-0	W
1988	University of D.C.	47-6	W
1989	Miss. Valley State	6-3	W
1990	Texas Southern	28-16	L
1991	Johnson C. Smith	15-26	L
1992	Johnson C. Smith	48-6	W
1993	Livingstone	48-6	W
1994	Morehouse	24-15	W
1995	Morehouse	42-14	W
1996	Clark-Atlanta	13-6	W
1997	William & Mary	6-31	L
1998	Florida A&M	21-14	W
1999	Delaware State	21-0	W
2000	Univ. of New Hampshire	17-31	L
2001	Univ. of New Hampshire	29-45	L
2002	James Madison	31-28	W
2003	Villanova	6-41	L
2004	Jackson State	38-19	W
2005	Jackson State	20-7	W
2006	Grambling State	27-26 (ot)	W

All-Time Homecoming Results

Record 48-29-2

1928	25-0	W	Virginia Union
1929	0-7	L	West Virginia State
1930	14-7	W	Virginia Union
1931	25-0	W	Howard
1932	13-14	L	Virginia Union
1933	28-0	W	Howard
1934	0-6	L	Virginia Union
1935	20-0	W	Lincoln
1936	35-0	W	Howard
1937	7-39	L	Virginia State
1938	13-12	W	Howard
1939	12-6	W	Lincoln
1940	0-0	T	Morgan State
1941	0-14	L	Virginia State
1942	12-0	W	Howard
1943	18-12	W	North Carolina A&T
1944	0-55	L	Morgan State
1945	12-0	W	Lincoln
1946	6-9	L	Howard
1947	14-13	W	Virginia Union
1948	0-6	L	Howard
1949	0-26	L	Morgan State
1950	9-6	W	Virginia Union
1951	7-3	W	Lincoln
1952	34-7	W	Howard
1953	57-0	W	Lincoln
1954	13-13	T	Howard
1955	6-18	L	Virginia State
1956	20-0	W	Howard
1957	16-7	W	Lincoln
1958	8-12	L	Howard
1959	0-25	L	Virginia State
1960	24-20	W	Howard
1961	17-14	W	Tuskegee Institute
1962	6-27	L	Juniata
1963	13-10	W	Shaw
1964	6-14	L	Howard
1965	14-20	L	Shaw
1966	32-19	W	Howard
1967	12-28	L	Tuskegee Institute
1968	34-6	W	Howard
1969	12-28	L	Tuskegee Institute
1970	14-41	L	Howard
1971	0-26	L	Virginia State
1972	3-21	L	Howard
1973	6-20	L	Tuskegee Institute
1974	12-27	L	Howard
1975	21-28	L	Bowie State
1976	7-28	L	Howard
1977	22-45	L	Virginia State
1978	20-12	W	St. Paul's
1979	0-37	L	Virginia State
1980	28-18	W	St. Paul's
1981	31-6	W	Guilford
1982	34-0	W	St. Paul's
1983	14-7	W	Fayetteville State
1984	14-7	W	St. Paul's
1985	15-3	W	St. Paul's
1986	21-0	W	St. Paul's
1987	25-18	W	Elizabeth City State
1988	37-9	W	W. Virginia Tech
1989	35-27	W	Elizabeth City State
1990	32-0	W	Morehouse
1991	33-46	L	Tuskegee
1992	31-19	W	North Carolina Central
1993	46-12	W	Tuskegee
1994	47-7	W	Livingstone
1995	36-13	W	Elizabeth City State
1996	38-24	W	Bethune-Cookman
1997	20-14	W	Delaware State
1998	13-14	L	Bethune-Cookman
1999	39-27	W	South Carolina State
2000	31-34	L	Bethune-Cookman
2001	28-17	W	South Carolina State
2002	49-0	W	Bowie State
2003	32-12	W	South Carolina State
2004	24-17	W	Bethune-Cookman
2005	14-10	W	South Carolina State
2006	13-3	W	Winston-Salem State

All-Time Opponents Index

ALBANY STATE (1-0)
1993 W 33-7 Home

ALCORN STATE (0-2)
1991 L 14-67 Away
2002 L 23-27 Neutral

ARKANSAS-PINE BLUFF
1999 W 26-13 Neutral

ARMSTRONG MANUAL TRAINING SCHOOL (2-0)
1902 W 16-0
1903 W 21-2

ATLANTA BAPTIST (0-1)
1909 L 5-16

BETHUNE-COOKMAN (8-4)
1995 W 34-14 Neutral
1996 W 38-24 Home
1997 W 27-0 Away
1998 L 13-14 Home
1999 L 27-34 Away
2000 L 31-34 Home
2001 W 44-41 Away
2002 W 37-7 Home
2003 L 27-30 Away
2004 W 24-17 Home
2005 W 24-10 Away
2006 W 34-17 Home

BLOOMSBURG (0-1)
1985 L 28-38 Away

BLUEFIELD COLLEGE (5-8-3)
1930 W 19-18
1932 W 6-0
1933 T 6-6
1934 L 6-7
1935 W 12-8
1936 T 6-6
1937 W 6-0
1938 W 7-0
1939 L 6-7
1940 L 7-14
1941 L 0-10
1942 T 7-7
1955 L 0-19 Away
1956 L 6-33 Home
1957 L 0-34 Away
1958 L 19-21 Home

BOWIE STATE (13-5)
1974 L 10-12 Away
1975 L 21-28 Home
1976 W 19-11 Away
1977 W 27-7 Home
1978 W 8-6 Away
1979 L 20-24 Home
1980 W 22-16 Away
1981 W 35-6 Home
1982 W 31-9 Away
1985 W 40-0 Home
1987 W 25-7 Away
1988 L 27-28 Home
1989 W 17-7 Away
1990 W 21-6 Home
1991 L 14-17 Away

1992 W 48-7 Home
1993 W 35-6 Away
2002 W 49-0 Home

CAMP PICKETT (2-0)
1942 W 13-0
1943 W 20-7 Home

CENTRAL STATE (1-1)
1987 L 13-80 Away
2006 W 42-12 Neutral

CHEYNEY (2-0)
1985 W 31-7 Away
1992 W 72-0 Home

CHOWAN (1-0)
1993 W 41-0 Home

CLAFLIN (1-0)
1958 W 25-0 Home

CLARK-ATLANTA (1-0)
1996 W 13-6 Away

COLUMBIA (1-1)
1906 W 10-0
1907 L 0-1

CONNECTICUT (0-1)
1998 L 34-42 Away

C.W. POST (1-0)
1994 W 85-7 Home

DELAWARE STATE (21-11)
1945 L 0-14 Home
1946 W 12-0 Home
1953 W 26-0 Home
1954 L 0-7 Away
1955 L 0-12 Home
1956 L 6-46 Away
1957 W 6-0 Home
1958 W 28-14 Away
1959 W 26-8 Home
1960 W 13-8 Away
1961 L 8-22 Home
1962 L 9-12 Away
1963 W 25-6 Home
1964 L 23-26 Away
1965 L 13-30 Home
1966 W 6-0 Away
1967 W 35-6 Home
1968 W 17-10 Away
1969 L 0-20 Home
1970 L 0-49 Away
1995 W 51-21 Home
1996 W 37-7 Away
1997 W 24-20 Home
1998 W 41-13 Away
1999 W 21-0 Home
2000 W 54-28 Away
2001 W 31-20 Home
2002 W 44-13 Away
2003 W 41-9 Home
2004 L 23-28 Away
2005 W 26-8 Home
2006 W 29-14 Away

DISTRICT OF COLUMBIA (4-0-1)

1984 T 7-7 Home
1985 W 34-6 Away
1986 W 36-12 Home
1987 W 34-0 Away
1988 W 47-6 Home

ELIZABETH CITY STATE (14-7-3)

1971 L 12-74 Home
1972 L 0-24 Away
1973 T 3-3 Home
1974 W 28-27 Home
1975 W 27-13 Home
1976 W 36-0 Away
1977 W 31-0 Home
1978 W 14-13 Home
1979 L 8-28 Away
1980 L 16-20 Home
1981 L 10-17 Away
1982 W 17-3 Home
1983 W 20-0 Home
1984 T 7-7 Away
1985 W 25-6 Home
1986 T 14-14 Away
1987 W 25-18 Home
1988 W 44-23 Away
1989 W 35-27 Home
1990 L 7-14 Away
1991 L 21-23 Home
1992 W 30-22 Away
1993 W 40-0 Home
1994 W 40-7 Away
1995 W 36-13 Home

EMORY & HENRY (2-0)
1980 W 38-27 Away
1981 W 50-17 Home

FAYETTEVILLE STATE (12-3)
1952 W 20-0 Home
1953 W 19-12 Home
1954 W 12-8 Home
1955 W 21-6 Away
1956 L 7-19 Home
1957 W 6-0 Away
1958 W 18-6 Home
1959 W 32-0 Away
1960 W 39-0 Home
1961 W 13-0 Away
1962 L 7-8 Home
1983 W 14-7 Home
1984 L 19-21 Away
1989 W 26-19
1994 W 34-13 Away
1995 W 28-7 Home

FLORIDA A&M (5-10)
1937 L 20-25 Neutral
1943 W 39-0 Neutral
1944 L 0-40 Home
1947 L 0-7 Neutral
1986 L 9-44 Away
1996 L 58-59 Neutral
1997 W 18-15 Home
1998 W 21-14 Away

1999 L 6-41 Home
2000 L 24-52 Away
2001 L 35-47 Home
2002 L 13-25 Away
2003 L 23-34 Home
2005 W 34-14 Home
2006 W 59-7 Away

FORT BRAGG (1-0)
1947 W 19-0 Home

GARDNER-WEBB (2-1)
1978 L 13-28 Away
2004 W 48-25 Home
2005 W 52-21 Away

GRAMBLING STATE (6-2)
1990 L 3-22 Away
1993 W 27-26 Neutral
1994 L 29-32 Neutral
1995 W 16-7 Neutral
1997 W 42-7 Neutral
1998 W 28-15 Neutral
1999 W 27-7 Neutral
2006 W 27-26 (ot) Neutral

HOWARD (43-39-1)
1908 W 2-0
1909 L 0-5
1910 L 0-39
1911 L 0-11
1912 L 7-13
1913 W 8-6
1914 L 0-6
1915 W 18-0
1916 W 12-3
1917 W 37-0
1918 W 6-2
1919 L 7-12
1920 L 0-18
1921 L 0-34
1922 W 13-0
1923 L 6-10
1924 L 3-7
1929 W 6-0
1930 W 13-6
1931 W 25-0 Home
1932 W 19-6
1933 W 28-0 Home
1934 L 0-7
1935 W 26-0
1936 W 35-0 Home
1937 L 6-13
1938 W 13-12 Home
1939 W 25-6
1940 W 25-0
1941 W 19-6
1942 W 12-0 Home
1944 W 7-0 Away
1945 L 6-17 Home
1946 L 6-19 Home
1947 W 19-13 Away
1948 L 0-6 Home
1949 L 0-7 Home
1950 L 7-12 Away
1951 L 0-7 Away
1952 W 34-7 Home

All-Time Opponents Index

1953	L	7-11	Away
1954	T	13-13	Home
1955	W	14-0	Away
1956	W	20-0	Home
1957	W	19-6	Away
1958	L	12-18	Home
1959	L	7-14	Away
1960	W	24-20	Home
1961	W	37-0	Away
1962	W	32-14	Home
1963	L	14-32	Away
1964	L	6-14	Home
1965	L	8-26	Away
1966	W	32-19	Home
1967	W	14-8	Away
1968	W	34-6	Home
1969	L	0-16	Away
1970	L	14-41	Home
1971	L	0-35	Away
1972	L	3-21	Home
1973	L	0-51	Away
1974	L	12-27	Home
1975	L	15-19	Away
1976	L	7-28	Home
1977	L	14-20	Away
1978	L	6-17	Home
1979	L	12-28	Away
1980	L	21-38	Home
1984	W	13-7	
1986	L	7-21	Home
1994	W	21-20	Home
1995	L	22-34	Neutral
1996	L	7-26	Neutral
1997	W	49-21	Neutral
1998	W	38-31	Neutral
1999	W	28-27	Neutral
2000	W	26-24	Neutral
2001	W	27-20	Away
2002	W	51-2	Home
2003	W	17-14	Away
2004	W	47-14	Home
2005	W	22-12	Away
2006	W	46-7	Home

JACKSON STATE (2-0)

2004	W	38-19	Home
2005	W	20-7	Neutral

JAMES MADISON (2-0)

1981	W	17-15	Away
2002	W	31-28	Away

JOHNSON C. SMITH (15-5-2)

1926	W	49-0	
1932	W	19-0	
1933	W	42-6	
1943	W	19-6	Away
1944	T	12-12	Away
1945	L	6-7	Away
1946	W	33-0	Away
1947	W	13-8	Away
1948	T	20-20	Away
1959	L	8-14	Away
1975	L	6-21	Home
1976	W	18-16	Away

1977	W	35-7	Home
1978	W	19-6	Away
1979	W	19-9	Home
1980	L	14-27	Away
1985	W	10-6	Away
1986	W	25-3	Home
1991	L	15-26	Away
1992	W	48-6	Home
1993	W	43-6	Away
1994	W	77-3	Home

JUNIATA (1-1)

1961	W	31-0	Away
1962	L	6-27	Home

LANCASTERS (5-0)

1911	W	11-0	
	W	19-0	
1912	W	27-0	
	W	74-0	
1913	W	71-0	

LIBERTY (2-4)

1979	L	20-41	Away
1980	L	18-51	Away
1995	L	14-28	Away
1996	L	30-34	Home
1997	W	33-27	Away
1998	W	21-0	Home

LIGHTHEARTS (0-0-1)

1920	T	18-18	
------	---	-------	--

LINCOLN - PA (33-11-3)

1909	W	5-0	
1910	L	5-6	
1911	W	5-2	
1912	W	10-6	
1913	W	13-0	
1914	W	1-0	
1916	W	19-7	
1917	W	7-0	
1918	L	0-7	
1919	L	6-14	
1920	W	14-0	
1921	L	0-13	
1922	W	9-7	
1923	W	7-3	
1924	L	3-7	
1927	W	12-0	
1928	W	36-6	
1929	L	6-13	
1930	T	0-0	
	W	9-7	
1931	W	13-6	
1933	W	32-8	
1934	W	12-0	
1935	W	20-0	Home
1936	W	7-0	
1937	L	0-6	
1938	W	20-6	
1939	W	12-6	Home
1940	L	0-14	
1941	W	7-0	
1942	T	13-13	
1944	L	0-15	Home

1945	W	12-0	Home
1946	L	7-10	Home
1947	T	0-0	Home
1948	L	0-12	Home
1949	W	45-13	Home
1950	W	14-12	Home
1951	W	7-3	Home
1952	W	21-0	Home
1953	W	57-0	Home
1954	W	6-2	Away
1955	W	35-0	Home
1956	W	12-6	Away
1958	W	42-0	Away
1959	W	20-2	Home
1960	W	35-2	Away

LIVINGSTONE (9-0)

1909	W	21-0	
1914	W	39-0	
1931	W	44-0	
1981	W	10-7	Away
1982	W	14-6	Home
1987	W	10-6	Away
1988	W	44-14	Home
1993	W	48-6	Away
1994	W	47-7	Home

LYNCHBURG SEMINARY (3-0)

1908	W	80-0	
1909	W	22-0	
1910	W	69-0	

MARYLAND-EASTERN SHORE (2-6-1)

1950	L	12-48	
1951	W	20-0	
1952	L	0-2	
1953	T	7-7	Home
1954	L	0-26	Away
1955	L	0-6	Home
1956	L	0-34	Away
1976	L	3-12	Home
1977	W	15-13	Away

MISSISSIPPI VALLEY STATE (1-0)

1989	W	6-3	
------	---	-----	--

MONARCHS (1-0)

1906	W	5-0	
------	---	-----	--

MOREHOUSE (14-6-3)

1959	T	7-7	Away
1960	L	7-12	Home
1961	W	21-0	Away
1962	W	12-0	Home
1963	W	20-6	Away
1964	W	14-7	Home
1965	W	20-6	Away
1966	W	65-0	Home
1967	W	40-21	Away
1968	T	12-12	Home
1969	L	12-19	Away
1970	I	13-51	Home
1971	L	7-13	Away
1972	L	9-13	Home

1973	T	13-13	Away
1987	W	32-8	Away
1988	W	28-0	Home
1989	W	18-13	Away
1990	W	32-0	Home
1991	L	17-20	Away
1992	W	46-19	Home
1994	W	24-15	Home
1995	W	42-14	Away

MORGAN STATE (19-34-2)

1922	W	6-0	
1923	W	44-0	
1930	W	6-3	
1931	W	26-0	
1932	T	6-6	
1933	L	6-13	
1934	L	0-28	
1935	L	0-13	
1936	L	6-7	
1937	L	0-26	
1938	L	6-19	
1939	L	6-7	
1940	T	0-0	Home
1941	W	8-6	
1942	L	3-24	
1943	L	0-2	
1944	L	0-55	Home
1945	L	0-21	Home
1946	L	0-20	Home
1947	L	0-9	Home
1948	L	0-34	Home
1949	L	0-26	Home
1950	L	13-17	Home
1951	W	7-6	Home
1952	L	7-26	Home
1953	L	13-26	Home
1954	L	6-39	Away
1955	L	7-45	Home
1956	L	13-19	Away
1957	L	6-25	Home
1958	L	0-60	Away
1959	W	9-6	Home
1960	L	7-28	Away
1961	L	7-13	Home
1962	L	0-41	Away
1963	L	0-38	Home
1964	L	7-53	Away
1965	L	0-41	Home
1966	L	0-69	Away
1968	L	14-48	Away
1969	L	3-74	Home
1982	W	13-7	Home
1983	W	28-12	Away
1995	W	54-20	Home
1996	L	22-23	Away
1997	W	10-0	Away
1998	W	55-0	Away
1999	W	34-14	Home
2000	W	31-14	Home
2001	W	35-20	Home
2002	L	42-52	Away
2003	W	24-21 OT	Neutral
2004	W	49-37	Neutral
2005	W	44-14	Neutral
2006	W	26-7	Neutral

All-Time Opponents Index

MORRIS BROWN (2-1)

1949	W	14-7	Home
1950	L	0-27	Home
1993	W	49-14	Away

NAVAL BASE (2-0)

1919	W	29-0	
1920	W	39-0	

NEW HAMPSHIRE (0-3)

2000	L	17-31	Home
2001	L	29-45	Away
2006	L	38-41	Home

NEWPORT NEWS HIGH SCHOOL (1-0)

1913	W	69-0	
------	---	------	--

NEWPORT NEWS YMCA (2-0)

1919	W	20-0	
1920	W	1-0	

NEW YORK TECH (2-0)

1979	W	19-10	Away
1980	W	36-12	Home

NORFOLK STATE (21-22-1)

1963	L	0-42	Away
1964	L	9-13	Home
1965	L	0-20	Away
1966	L	27-33	Home
1967	L	20-23	Away
1968	W	13-7	Home
1969	L	6-39	Away
1970	L	0-52	Home
1971	L	15-30	Away
1972	L	14-33	Home
1973	L	6-21	Away
1974	L	10-27	Home
1975	W	27-7	Away
1976	L	7-24	Home
1977	W	18-0	Away
1978	L	6-16	Home
1979	L	13-26	Away
1980	L	14-37	Home
1981	W	23-20	Away
1982	L	7-25	Home
1983	W	14-12	Away
1984	L	7-15	Home
1985	W	36-35	Away
1986	W	19-14	Home
1987	W	48-17	Away
1988	L	27-34	Home
1989	T	20-20	Away
1990	L	18-27	Home
1991	L	12-26	Away
1992	W	60-0	Home
1993	W	48-21	Away
1994	W	53-28	Home
1995	W	23-18	Away
1996	L	7-14	Home
1997	W	9-2	Away
1998	W	59-14	Home
1999	W	28-27	Away
2000	W	47-19	Home
2001	L	20-28	Away

2002	W	31-14	Home
2003	W	52-0	Away
2004	W	58-10	Home
2005	W	55-14	Away
2006	W	42-13	Home

NORTH ALABAMA (0-2)

1992	L	21-33	Home
1993	L	20-45	Away

NORTH CAROLINA A&T STATE (21-15-2)

1909	W	11-0	
1925	W	12-0	
1926	W	14-6	
1927	L	0-13	
1928	W	12-0	
1929	L	0-3	
1930	L	7-12	
1931	W	21-0	
1936	W	20-0	
1937	W	19-14	
1938	T	0-0	
1939	T	0-0	
1940	L	0-14	
1941	W	6-0	
1942	W	18-0	
1943	L	6-7	
1944	L	0-12	
1945	W	7-6	
1946	W	12-0	
1947	W	7-0	
1948	W	21-0	
1949	L	13-20	
1950	L	0-14	
1951	L	7-20	
1952	L	13-26	
1982	W	19-9	Away
1983	L	10-13	Home
1996	L	20-24	Home
1997	W	7-2	Away
1998	W	23-10	Home
1999	L	16-41	Away
2000	L	28-31	Home
2001	W	23-7	Away
2002	W	17-7	Home
2003	L	28-38	Away
2004	W	51-24	Home
2005	W	31-14	Away
2006	W	48-14	Home

NORTH CAROLINA CENTRAL (14-5)

1924	W	31-0	
1926	W	20-0	
1928	W	33-7	
1929	W	24-0	
1931	W	24-0	
1932	W	19-0	
1933	W	7-0	
1934	W	20-0	
1935	W	31-0	
1951	L	6-28	Home
1952	L	12-21	Home
1953	L	0-28	Away
1954	L	0-28	Home
1983	L	20-24	Away

1984	W	17-13	Home
1989	W	27-7	Away
1990	W	33-21	Home
1991	W	44-28	Away
1992	W	31-19	Home

PETERSBURG (2-3-1)

1904	L	0-6	
1905	L	0-12	
1906	L	5-10	
1917	W	25-6	
1919	T	13-13	
1920	W	12-0	

PHOEBUS (2-0)

1906	W	40-0	
1907	W	12-0	

RHODE ISLAND (0-2)

1972	L	0-27	Away
2001	L	7-56	Home

RICHMOND (1-0)

2005	L	10-38	Home
------	---	-------	------

ROANOKE ATHLETIC CLUB (1-0)

1916	W	89-0	
------	---	------	--

ST. AUGUSTINE'S (1-0)

1910	W	75-6	
------	---	------	--

ST. PAUL'S (34-4)

1915	W	58-0	
1919	W	25-0	
1921	W	26-2	
1922	W	3-0	
1923	W	7-6	
1924	W	14-0	
1925	W	34-9	
1926	W	14-3	
1927	W	27-0	
1928	W	27-0	
1929	W	20-0	
1930	W	40-0	
1931	W	20-0	
1932	W	9-0	
1933	W	26-0	
1934	W	13-7	
1935	W	33-6	
1936	W	21-0	
1940	W	13-7	
1941	W	52-0	
1970	L	6-27	Home
1971	W	15-12	Away
1972	W	33-6	Home
1973	L	13-14	Away
1974	W	38-36	Home
1975	W	22-14	Away
1976	L	14-20	Home
1977	W	38-14	Away
1978	W	20-12	Home
1979	W	34-12	Away
1980	W	28-18	Home
1981	W	39-0	Away
1982	W	34-0	Home
1983	L	14-19	Away
1984	W	14-7	Home

1985	W	15-3	Home
1986	W	21-0	Home
1987	W	68-0	Away

SAVANNAH STATE (3-0)

2003	W	48-13	Home
2004	W	58-7	Away
2005	W	44-6	Home

SHAW (24-9-2)

1907	W	6-5	
1908	T	0-0	
1911	W	2-0	
1912	W	34-0	
1913	W	70-0	
1915	W	59-0	
1920	L	0-13	
1921	L	7-13	
1922	W	1-0	
1923	W	6-0	
1924	T	0-0	
1925	W	3-0	
1926	W	23-0	
1927	W	45-0	
1928	W	66-0	
1948	W	14-0	Home
1949	L	7-13	Home
1950	W	13-7	Home
1951	W	12-6	Home
1963	W	13-10	Home
1964	L	24-28	Away
1965	L	14-20	Home
1966	W	46-16	Away
1967	W	48-12	Away
1968	W	20-6	Home
1969	L	6-18	Away
1970	L	0-20	Home
1971	L	0-46	Away
1972	L	0-12	Home
1973	W	10-0	Away
1974	W	35-13	Home
1975	W	12-8	Away
1976	W	33-0	Home
1977	W	34-7	Away
1978	W	24-19	Home

SOUTH CAROLINA STATE (11-2)

1937	W	7-6	
1938	W	21-6	
1996	W	20-14	Away
1997	W	20-14	Home
1998	W	20-7	Away
1999	W	39-27	Home
2000	W	40-37	Away
2001	W	28-17	Home
2002	L	41-47 OT	Away
2003	W	32-12	Home
2004	W	52-36	Away
2005	W	14-10	Home
2006	L	6-13	Away

SOUTHERN (1-2)

1995	L	22-45	Away
1999	L	6-21	Neutral
1999	W	24-3	Neutral

All-Time Opponents Index

SOUTHERN UTAH (1-0)			
2000	W	42-34 OT	Home
SOUTHWEST MISSOURI STATE (0-1)			
2002	L	26-28	Home
TENNESSEE STATE (0-2)			
1983	L	14-20	Away
1984	L	0-44	Home
TEXAS SOUTHERN (0-1)			
1990	L	16-28	Away
TUSKEGEE (13-16)			
1907	W	10-0	
1909	L	0-6	
1910	W	15-12	
1947	W	19-0	Away
1948	W	15-7	Away
1949	W	47-0	Away
1960	L	20-30	Away
1961	W	17-14	Home
1962	L	0-10	Away
1963	W	33-28	Home
1964	L	9-42	Away
1965	L	12-15	Home
1966	L	34-38	Away
1967	L	13-28	Home
1968	L	6-53	Away
1969	L	12-20	Home
1970	L	0-33	Away
1971	L	7-27	Home
1972	L	6-39	Away
1973	L	6-20	Home
1974	L	0-55	Away
1987	W	23-14	Home
1988	W	37-17	Away
1989	W	37-21	Home
1990	W	45-26	Away
1991	L	33-46	Home
1992	L	28-41	Away
1993	W	46-12	Home
2003	W	53-0	Neutral
VANDALS (1-0)			
1917	W	57-0	
VILLANOVA (0-1)			
2003	L	6-41	Away
VIRGINIA SEMINARY (2-1-2)			
1924	W	7-0	
1925	L	0-3	
1926	T	3-3	
1927	T	13-13	
1928	W	2-0	
VIRGINIA STATE (32-39-4)			
1922	L	6-12	
1923	W	7-6	
1924	W	25-12	
1925	T	0-0	
1926	W	31-7	
1927	W	6-0	
1928	W	17-0	
1929	L	0-6	
1930	W	25-12	

1931	T	0-0	
1932	L	6-13	
1933	W	13-0	
1934	L	13-24	
1935	W	20-6	
1936	L	7-12	
1937	L	7-39	Home
1938	L	7-25	
1939	L	0-14	
1940	L	0-6	
1941	L	0-8	Home
1942	T	6-6	
1943	W	13-0	Away
1944	L	6-32	Away
1945	L	0-35	Away
1946	L	9-14	Away
1947	W	16-13	Away
1948	L	0-13	Away
1949	W	27-21	Away
1950	L	7-12	Away
1951	L	0-6	Away
1952	L	0-31	Away
1953	W	19-18	Home
1954	L	0-27	Away
1955	L	6-18	Home
1956	L	20-24	Away
1957	L	0-13	Home
1958	W	21-18	Away
1959	L	0-25	Home
1960	W	21-6	Away
1961	W	6-0	Home
1962	W	19-12	Away
1963	L	12-30	Home
1964	L	6-39	Away
1965	L	6-48	Home
1966	W	7-0	Away
1967	L	19-20	Home
1968	T	7-7	Away
1969	L	7-9	Home
1970	L	2-85	Away
1971	L	0-26	Home
1972	L	0-35	Away
1973	L	0-10	Home
1974	L	7-33	Away
1975	L	14-26	Home
1976	W	38-36	Away
1977	L	22-45	Home
1978	L	27-31	Away
1979	L	0-37	Home
1980	W	16-9	Away
1981	W	17-14	Home
1982	W	34-13	Away
1983	L	13-16	Home
1984	W	16-10	Away
1985	W	23-0	Home
1986	L	14-41	Away
1987	W	23-19	Home
1988	L	21-24	Away
1989	W	21-10	Home
1990	W	7-0	Away
1991	W	39-37	Home
1992	W	55-23	Away
1993	W	42-14	Home
1994	W	44-19	Away
1996	W	14-10	Neutral
2001	W	55-14	Neutral

VIRGINIA UNION (38-41-3)			
1906	W	6-5	
1907	T	0-0	
1908	W	11-0	
1909	W	22-0	
1911	W	25-0	
1913	W	30-0	
1914	W	42-0	
1915	W	73-0	
1916	W	15-6	
1917	L	0-3	
1918	T	0-0	
1920	L	0-1	
1921	L	3-14	
1923	L	6-7	
1924	W	12-6	
1925	W	13-0	
1926	W	12-0	
1927	W	12-7	
1928	W	25-0	Home
1929	L	0-6	
1930	W	14-7	Home
1931	W	14-0	
1932	L	13-14	Home
1933	W	26-0	
1934	L	0-6	Home
1935	W	15-7	
1936	W	24-6	
1937	L	12-14	
1938	L	0-6	
1939	W	14-6	
1940	L	6-7	
1941	W	20-8	
1942	W	27-12	
1945	L	19-21	Away
1946	W	18-0	Away
1947	W	14-13	Home
1948	L	3-16	Away
1949	W	13-7	Away
1950	L	9-16	Home
1951	W	20-13	Away
1952	W	34-13	Away
1953	W	12-0	Home
1954	W	18-12	Home
1955	W	31-7	Away
1956	L	0-31	Home
1957	L	0-20	Away
1958	W	21-12	Away
1959	L	2-8	Away
1960	L	8-15	Home
1961	L	17-28	Away
1962	L	14-39	Home
1963	L	7-17	Away
1964	L	6-34	Home
1965	L	6-29	Away
1966	W	33-0	Home
1967	L	20-27	Away
1968	L	10-12	Home
1969	L	7-42	Away
1971	L	7-14	Home
1972	L	14-19	Home
1973	L	0-35	Home
1974	L	7-20	Away
1975	L	27-42	Home
1976	W	13-10	Away
1977	L	16-55	Home

1978	L	6-52	Away
1979	L	12-41	Home
1980	L	0-49	Away
1981	L	14-34	Home
1982	L	8-28	Away
1983	W	13-4	Home
1984	W	13-11	Away
1985	W	31-0	Home
1986	L	7-16	Away
1987	L	7-14	Home
1988	W	28-13	Away
1989	L	28-32	Home
1990	L	40-43	Away
1991	L	13-49	Home
1992	T	20-20	Away
1993	W	13-0	Home
1994	W	56-6	Away
WESTERN ILLINOIS (1-0)			
2004	W	40-20	Home
WEST VIRGINIA STATE (0-2)			
1928	L	0-7	
1929	L	6-12	Home
WEST VIRGINIA TECH (1-0)			
1988	W	37-9	Home
WILBERFORCE (1-0)			
1948	W	20-19	Home
WILLIAM & MARY (0-3)			
1997	L	6-31	Away
1998	L	34-41	Home
2004	L	35-42	Away
WINSTON-SALEM STATE (9-14-1)			
1953	W	47-0	Away
1954	W	24-13	Home
1955	L	0-20	Away
1956	T	7-7	Home
1957	L	6-32	Away
1958	W	16-6	Home
1970	L	20-46	Away
1971	L	26-32	Home
1972	L	0-47	Away
1973	L	8-17	Home
1974	L	0-15	Away
1975	W	32-13	Home
1976	W	27-22	Away
1977	L	6-34	Home
1978	L	6-21	Away
1979	L	14-41	Home
1985	L	13-47	Home
	W	13-7	Home
1986	L	6-38	Away
1987	L	12-22	Home
1991	L	6-20	Home
1992	W	27-14	Away
2000	W	40-6	Home
2006	W	13-3	Home
YOUNGSTOWN STATE (0-1)			
1997	L	13-28	Away

Yearly Look Back

Past HU All-CIAA/All-MEAC Selections

First-team unless otherwise noted

- | | | | |
|---|---|--|---|
| 1923 Theodore ColemanLT
Adee ButlerRG
James JonesRE | 1978 Leroy JonesOG
Don RoseDB
Victor SouthOG | 1991 Johnnie BarnesWR
Gareth BondsLB
Jonathan WilsonDB | 2001 Erik SteinerOG
James McCallOT
Zuriel SmithWR
Tellis BoldenK |
| 1924 James AlexanderRG
William LeeRT | 1979 Victor SouthOG
Ernest WhiteDL
Anthony SmithWR | 1992 Shaun ParkerWR
Carlos FleeksRB
Ethan PittsK
Steve BrannonDE
Chris WilliamsDE
Gareth BondsLB
Jason JonesOL
(2ND TEAM)
Antonio PoagOL
(2ND TEAM)
Matt MontgomeryQB
(2ND TEAM) | 2002 Erik SteinerOL
Jelani ClementC
Zuriel SmithWR
Isaac HiltonDL
Vernon WoodsonLB
Tellis BoldenP
Zuriel SmithPR
(2ND TEAM)
Tellis BoldenPK
(2ND TEAM)
Travis OliverDB
(2ND TEAM) |
| 1925 George DavisLE
William LeeLT
James AlexanderLG
O.A. PindleC | 1980 Michael JohnsonOT
Dennis MahanRB
Anthony SmithWR
Wallace YoungTE
George CousarDT | 1993 Emerson MartinOL
Jason JonesOL
Ethan PittsK
Corey SwinsonDE
Chris WilliamsDE
John MeredithLB | 2003 Alonzo ColemanRB
Patrick CheathamOL
Jelani ClementC
Jerome MathisWR
Isaac HiltonDL
Kitwana JonesLB
Paul WhiteDL
Cameron MuroP
Samuel MurphyDL
(2ND TEAM)
Travis OliverDB
(2ND TEAM) |
| 1926 William LeeLT
Reuben MundayRC
George DavisRE
William WilliamsLH | 1981 Dennis MahanRB
Wallace YoungTE
Blake AndersonDB
John WoodenOG
Phil HarrisonLB
Mike JohnsonOT
Kevin RossOG | 1994 Roderick BriggsOL
Antonio PoagOL
Todd CovingtonK
Hugh HunterDE
Corey SwinsonDE
John MeredithLB
Melvin CrawfordDB | 2004 Alonzo ColemanRB
Gerald PerryOL
Jelani ClementOL
Marquay McDanielPR
Andrew PateriniPK
Micah LittlejohnDL
Justin DurantLB
Cameron MuroP
Princeton ShepherdQB
(2ND TEAM)
Jerome MathisKR
(2ND TEAM)
Gerrell GolightlyOL
(2ND TEAM)
Brian HoustonLB
(2ND TEAM)
Dirul DiaabDB
(2ND TEAM) |
| 1927 William LeeLT
Theodore RobinsonLT | 1982 Reggie JacksonLB
Kevin RossOG
(2ND TEAM)
Wallace YoungTE
(2ND TEAM)
Dennis MahanRB
(2ND TEAM)
Nepton SpellerLB | 1995 Michael JenkinsWR
Hugh HunterDL
Kevin WilliamsLB | 2005 Alonzo ColemanRB
Gerrell GolightlyOL
Andrew PateriniPK
Kendall LangfordDL
Justin DurantLB
Travarous BainDB
Ardell DanielsRB (2nd Team)
Marquay McDanielWR/PR
(2nd Team)
Nevin McCaskillOL (2nd Team)
Micah LittlejohnDL (2nd Team)
Kyle WhitehurstDB (2nd Team) |
| 1928 Samuel GainesLT
Carl HillLG
Harold GatesC
Sylvester PerkinsRG
Oscar JonesFB | 1983 Isaac ReadonDL
Nepton SpellerLB
(2ND TEAM)
Phil HarrisonLB
(2ND TEAM)
George FaysonP | 1996 Tyrone MayerRB
Charles PrestonDL
Darrell FlytheLB
Michael JenkinsWR
(2ND TEAM)
Lamont TurnerOG
(2ND TEAM) | 2006 Princeton ShepherdQB
Alonzo ColemanRB
Nevin McCaskillOL
Kendall LangfordDL
Justin DurantLB
Travarous BainDB
Andrew PateriniPK
Marquay McDanielWR
(2nd Team)
Marcus DixonDL (2nd Team)
Calvin BannisterDB (2nd Team)
Jahmal BlanchardP (2nd Team)
Kevin TeelKR (2nd Team) |
| 1929 Samuel GainesLT
Charles McGowanRE | 1984 Clarence BaileyPR
Isaac ReadonDL
Clarence BaileyPR | 1997 Charles JacksonRB
Lamont TurnerOG
David TurnerLB
Deon HuntLB
Donald TurnerDB
Cordell TaylorDB | |
| 1930 Samuel GainesLT
Maxwell ThomasRE | 1985 Carl PainterRB
Darryl SkinnerWR
Isaac ReadonDL
Clarence BaileyPR
Wendell ThorneOT
Stanley CrowderDT
Gary WestberryC | 1998 Russell MillsOG
Mitchell ForemanOT
Adrian WidemanTE
Antico DaltonDL
Charles PrestonDL
Deon HuntLB
Donald TurnerDB
Matt WilliamsP
David TurnerLB
(2ND TEAM)
Donald TurnerDB
(2ND TEAM) | |
| 1931 James UnthankOG
George RiversOG
Samuel GainesOT
EdwardsFB | 1986 Darryl SkinnerKR | 1999 Mitchell ForemanOT
Kelly McClendonC
Adrian WidemanTE
Michael BlandDL
Montee FooteDL
Deon HuntLB | |
| 1932 James UnthankOG
George RiversOG | 1987 Anthony KearneyDL | 2000 Montrell ColeyRB
Greg ScottDL
Michael BlandDL
(2ND TEAM)
Montrell ColeyRB
(2ND TEAM)
Travis ColemanDB
(2ND TEAM)
Vincent LewisDB
(2ND TEAM) | |
| 1933 James UnthankOG
Ivory RichmondHB | 1988 Darryl RyalsOL
Johnnie BarnesWR
Tim DudleyRB
Stacy SaundersDB | | |
| 1935 Larney OwensE | 1989 Tim DudleyRB
Johnnie BarnesRB
Stanley JonesDL
James ChapmanLB
Stacy SaundersDB | | |
| 1936 Larney OwensE
Raymond HopsonQB | 1990 Stanley JonesDL
James ChapmanLB | | |
| 1939 James StuartOG
James GriffinB | | | |
| 1940 James StuartG | | | |
| 1941 William GriceE | | | |
| 1942 David WareC | | | |
| 1943 Bobby MannE
Bob KingB
Tom CaseyB | | | |
| 1946 Tom CaseyB | | | |
| 1947 Tom CaseyB | | | |
| 1948 Luther GoodallOG
W.C. LewisE | | | |
| 1951 Robert AyersF | | | |
| 1956 George BrownOG | | | |
| 1960 Charles BeyE | | | |
| 1966 Sandy BowersHB | | | |
| 1967 Bertram RobinsonOT | | | |
| 1968 Bertram RobinsonDG | | | |
| 1969 Bertram RobinsonDG | | | |
| 1971 Robert JohnsonFL | | | |
| 1975 Carl BascombOT
Ron Allen-BeyCB | | | |
| 1976 Reggie DossDE | | | |
| 1977 Reggie MidgettSC
Reggie DossDE
Russ SeatonQB
Larry WilliamsTE
Ernie WhiteDT | | | |



Isaac Readon
Three-time All-CIAA selection

The Record Book

Yearly Look Back

Past HU All-American Selections

First-team unless otherwise noted

AFCA All-American

1993	Emerson Martin	.OL
1994	John Meredith	.LB
1997	Cordell Taylor	.DB
1999	Deon Hunt	.LB
2002	Zuriel Smith	.RS
2003	Jelani Clement	.C
2004	Jelani Clement	.C
2005	Andrew Paterini	.PK
2006	Andrew Paterini	.PK

Associated Press All-American

1976	Nick Wickham	.C (3RD TEAM)
	Reggie Doss	.DE (HONORABLE MENTION)
1977	Reggie Doss	.DE (HONORABLE MENTION)
1980	Mike Johnson	.OT (HONORABLE MENTION)
	Dennis Mahan	.RB (HONORABLE MENTION)
1981	Phil Harrison	.LB (HONORABLE MENTION)
	Dennis Mahan	.RB (HONORABLE MENTION)
	Mike Johnson	.OT (HONORABLE MENTION)
	Kevin Ross	.OG (3RD TEAM)
1982	Mike Johnson	.OT (HONORABLE MENTION)
	Dennis Mahan	.RB (HONORABLE MENTION)
1983	Isaac Readon	.NG (HONORABLE MENTION)
	Phil Harrison	.LB (HONORABLE MENTION)
	Nepton Speller	.LB (HONORABLE MENTION)
1984	Isaac Readon	.NG
1985	Isaac Readon	.NG
1993	Emerson Martin	.OG
	Christopher Williams	.DL
1995	Hugh Hunter	.DL
1996	Darrell Flythe	.LB
1997	Cordell Taylor	.DB
2004	Jerome Mathis	.KR
	Jelani Clement	.C (3rd Team)
2005	Alonzo Coleman	.RB
	Justin Durant	.LB
	Gerell Golightly	.OL
	Andrew Paterini	.PK
2006	Justin Durant	.LB

Walter Camp All-American

2004	Jerome Mathis	.KR
2005	Justin Durant	.LB
	Gerell Golightly	.OL

SBN Black College All-American

1978	Donovan Rose	.DB
1981	Dennis Mahan	.RB
1982	Dennis Mahan	.RB
1994	Corey Swinson	.DT
	John Meredith	.LB
	Melvin Crawford	.FS
	Antonio Poag	.OL
1995	Hugh Hunter	.DE
	Mike Jenkins	.WR
	Kevin Williams	.LB
1996	Darrell Flythe	.LB
	(NATIONAL DEFENSIVE PLAYER OF THE YEAR)	
1997	Lamont Turner	.OL
	Deon Hunt	.LB
	David Turner	.LB
	Cordell Taylor	.CB
1998	Deon Hunt	.LB
	Russell Mills	.OL
	Donald Turner	.CB
2001	James McCall	.OL
	Greg Scott	.DL
2002	Erik Steiner	.OL
2003	Patrick Cheatham	.OL
	Kitwana Jones	.LB
	Isaac Hilton	.DL
	Cameron Muro	.P
2004	Jelani Clement	.C
	Andrew Paterini	.PK
	Micah Littlejohn	.DL
	Justin Durant	.LB
2005	Alonzo Coleman	.RB
	Justin Durant	.LB
	Gerell Golightly	.OL
	Andrew Paterini	.PK
2006	Alonzo Coleman	.RB
	Andrew Paterini	.PK
	Kendall Langford	.DL
	Justin Durant	.LB
	Travarous Bain	.DB

Sports Network All-American

1998	Charles Preston	.DL
	Russell Mills	.OL (3RD TEAM)

1999	Deon Hunt	.LB (2ND TEAM)
	Michael Bland	.DL (3RD TEAM)
2000	Montrell Coley	.RB (3RD TEAM)
2002	Isaac Hilton	.DE (2ND TEAM)
2004	Jerome Mathis	.KR
	Jelani Clement	.C (3rd Team)
2005	Alonzo Coleman	.RB
	Justin Durant	.LB
	Gerell Golightly	.OL
	Andrew Paterini	.PK
2006	Justin Durant	.LB (2ND TEAM)

NAIA All-American

1977	Reggie Doss	.DL
1978	Donovan Rose	.DB
1980	Anthony Smith	.WR
1981	Mike Johnson	.OL
	Dennis Mahan	.RB
	Phil Harrison	.DL
1982	Mike Johnson	.OL

CoSIDA Academic All-American

1993	Tim Benson	.WR
------	------------	-----

Postseason All-Star Games

Blue-Gray Game

1997	Cordell Taylor	.DB
2003	Isaac Hilton	.DL

East West Shine Game

2006	Justin Durant	.LB
	Alonzo Coleman	.RB
	Travarous Bain	.DB

*Darrell Flythe-1996
MEAC Defensive Player of the Year
and Associated Press All-American*



All-Time Roster

A

Abrams, James2004, '05, '06
 Adams, Anthony Jr. 2002, '03, '04, '05
 Adams, Douglas1973
 Adams, James1996
 Adams, Marvin1998
 Adams, Ralph1981
 Adams, Roosevelt1968, '69
 Aderson, Derrick1969
 Akers, Lloyd1992, '93
 Albertie, Ive1970
 Alderman, Clyde1982, '83, '84
 Alderman, Rodney ...1982, '83, '84, '85, '86
 Alexander, Paul ...1983, '84, '85, '86
 Alford, Kenny1977
 Allen, Eddie1976, '77, '78, '79
 Allen, Jenkins1987
 Allen, Randy2003
 Allen, Ronald1975
 Allen, Terrance2000, '01, '02
 Allen, Thomas2000, '01
 Allen, William1965
 Altman, Tony1995, '97
 Anderson, Albert1970
 Anderson, Blake ...1982, '83, '84, '85
 Anderson, Derrick ...1970, '72, '73
 Anderson, Donald ...1993, '94, '95
 Anderson, Marcel1994
 Anderson, Norman1959, '60
 Andrews, Anthony1965, '66
 Anthony, Jon1986, '88
 Anthony, Vernon ...1959, '60, '61, '62
 Archie, Larry ...1982, '84, '85, '86
 Archie, William1983
 Armstrong, Anthony ...1978, '79, '80, '81, '82
 Armstrong, Otis1985
 Armwood, David1976, '77
 Arrington, Eunice1965, '66
 Ash, Sylvester1962
 Ates, Roderick1993
 Ates, Roger1992
 Atkins, Bobby1976
 Atkins, Terry2001, '02
 Atlman, Tony1996
 Aughtry, Stanley ...1997, '98, '99, 2000, '01
 Austin, Daniel1959, '60
 Austin, Frank1961
 Austin, Joshua1992, '93, '94
 Austin, Richard1985, '86
 Austin, Roger1970

B

Babineaux, George2002, '03, '04, '05
 Bailey, Clarence1984, '85
 Bailey, Jarrett1986, '87, '88
 Bailey, Linwood1965, '66
 Bailey, Martin1959, '60, '61
 Bain, Travarous2005, '06
 Baird, Henti2004, '05, '06
 Baker, Ian2002, '03, '04
 Baker, Jenson1975, '76, '77
 Balfour, Joseph1965
 Ball, Anthony1982
 Ball, Currie1960, '61, '62
 Ball, Nathan2001, '02
 Banks, Everett1991, '92
 Banks, John1972, '73
 Banks, Kevin ...1978, '79, '80, '81, '82
 Bankston, Charles1977
 Bannister, Calvin ...2003, '04, '05, '06
 Barber, Craig ...1985, '86, '87, '88
 Barber, Paul Jr.2002, '03
 Barksdale, Dewey1976
 Barner, Johnnie1987
 Barnes, Darian2001
 Barnes, Furnace2006
 Barnes, Gary1981, '82
 Barnes, Johnnie ...1988, '89, '90, '91
 Barnes, Obie1992, '93
 Barnett, Ray1980, '81
 Barr, Jermaine1992, '93
 Bartlett, Rudolph1975, '76
 Bascomb, Carl ...1972, '73, '74, '75
 Basic, Pass1965
 Basley, Carlisle1996
 Bassett, Pete1975
 Battles, Bryan1987
 Baxter, LaFrenchy ...1981, '82, '83
 Bazemore, Antonio ...1978, '79, '80, '81, '82, '83
 Bazzarre, Asher1998
 Beach, Robert1978, '79
 Bealsley, Andre1996
 Beamon, Bernard1976
 Bears, Daryl1990
 Beasley, Andre1995, '97, '98
 Bell, Alton1980, '81
 Bell, Gary1981, '82, '83, '84
 Belton, Ronald1969
 Bennett, Danny1988, '89
 Bennett, LePolden1983, '84
 Bennett, Willie1997, '98, '99, 2000, '01
 Benson, Malcolm ...1992, '93, '94, '95
 Benson, Timothy ...1990, '91, '92, '93
 Bentley, Andre1984, '85
 Berry, Chris1998

Best, Comer2000, '01
 Bettis, Kevin1983, '84, '85, '86
 Bey, Charles1959, '60, '61
 Bey, Ron1976, '77
 Biggs, Jerome1969, '70
 Billings, Koy1990
 Billups, Aaron1984
 Bint, Adam1986
 Black, John1977, '80
 Blackman, Mandrel ...1991, '92, '93, '94
 Blackman, Michael ...1972, '73, '75
 Blackman, Richard1966, '69
 Blackwell, Curtis ...1996, '97, '98, '99
 Blackwell, Sam ...1978, '79, '80, '81
 Blake, Robert1961
 Blanchard, Jahmal2006
 Bland, Michael1996, '97, '98, '99, 2000
 Blash, Kermit ...1978, '79, '80, '81, '82, '83
 Blick, Juan1994
 Blizzard, Alden2005, '06
 Blocker, Robert2001, '02
 Blount, David2000, '01, '02
 Blount, Kente2001
 Blount, Miles ...1972, '73, '74, '75
 Bolden, Tellis1998, '99, 2000, '01, '02
 Bolden, Tobias2003
 Bolling, Craig1976
 Bonds, Garreth ...1989, '90, '91, '92
 Booker, Barry1975, '76, '77
 Boone, Kermit1979
 Boone, Thomas ...1982, '83, '84, '85
 Boone, Tony1977, '78, '79
 Booth, Ron1976
 Bostic, Stanley1973
 Boswell, Harold1978, '79
 Bowen, Windell1982
 Bowers, Sandy1966, '68
 Bowles, Norborn1959
 Boykin, John ...1959, '60, '61, '62, '63
 Boyles, Prentice1987
 Bradford, Anthony1989
 Bradford, Scott1984
 Brailey, Mark1987, '88, '89
 Branch, Carl1983
 Brandon, Steve ...1989, '90, '91, '92
 Braswell, Brian ...2001, '02, '03, '04
 Brazil, Ligar1959, '60, '61
 Breece, Charles1965, '66
 Brickhouse, Michael ...1988, '89, '90
 Briggs, Roderick ...1992, '93, '94, '95
 Briley, Floyd1978, '79
 Brinkley, Calvin1984
 Briscoe, Leon1972, '73

Brit, Anthony1987, '88, '89
 Britt, John1987, '88
 Brittingham, Cordrea2002
 Britton, Joseph1968, '69
 Brock, Luke1972, '73
 Brokenburr, Terrell 1982, '83, '84, '85
 Brooks, Daniel2005, '06
 Brooks, Chris1977
 Brooks, Donald1965
 Brooks, Jamal ...1995, '96, '97, '98
 Brooks, Lawrence ...1972, '73, '74, '75
 Broughton, Warren1996, '97, '98, '99
 Browder, Dwight1970, '72, '73
 Brown, Alonzo1976, '77
 Brown, Anthony1963, '65
 Brown, Anthony1980
 Brown, Antonio2006
 Brown, Bobby1972, '73
 Brown, Bronald1962
 Brown, Eric1981
 Brown, Frank1983
 Brown, George1976, '77
 Brown, Isaiah1959
 Brown, Jeffery2001, '02
 Brown, Joseph1980
 Brown, Joseph1986
 Brown, Ken1977, '78, '79, '80
 Brown, Kevin1986, '87
 Brown, Leroy1983, '84
 Brown, Nathan ...1999, 2000, '01, '02
 Brown, Norman ...1990, '91, '92, '93
 Brown, Robert ...1980, '81, '82, '83
 Brown, Ronald1963
 Brown, Ronnie1987
 Brown, Samuel1959, '60
 Brown, Scorpio2004
 Brunson, Xavier1987, '88, '89
 Bryant, Al1981
 Bryant, Derick1991
 Bryant, Eric1981, '82
 Bryant, Henry1961
 Bryant, Quincy ...1994, '95, '96, '97
 Bryant, Vernon2004, '05, '06
 Buchmon, Douglas ...1981, '82, '83
 Buckley, John1996, '97
 Buckner, Tolbert ...1993, '94, '95, '96
 Bullock, Jimmie1959
 Burgess, Keith1982
 Burgess, Michael1969, '70
 Burgess, Sylvester1969
 Burke, Chris1983, '85
 Burke, Marland1999
 Burnell, Robbie1977
 Burney, Tony1979
 Burns, Frank1981

All-Time Roster

Burns, Gene1978, '79, '80
 Burns, Jonathan2002
 Burrell, Gayland1991
 Burrest, Brandon2002
 Burton, Jeff1984
 Butler, James1972, '73, '74
 Butler, Steve1980
 Butts, Creighton2000, '01
 Buxton, Bobby1975, '76, '77

C

Calhoun, Karl1978, '79, '80, '81
 Calldwell, John1959
 Calloway, Michael1992, '94, '95
 Callum, Carl1981
 Calvin, Rex1990
 Campbell, Marcus1985, '86, '87, '88, '89
 Carlisle, Basley1995
 Carnegie, Philander1977
 Carpenter, Wayne1982
 Carpenter, William1983, '84
 Carroll, Kevin1987, '88
 Carrothers, Chris2004, '05
 Carter, Brandon2003
 Carter, Clifford1960
 Carter, Edward1959
 Carter, Percell1985, '86, '87, '88
 Carter, Philander1975, '76
 Carter, Traywyck1986
 Carter, Wayne1982
 Carver, William1959, '60, '61
 Casey, Cornell1975
 Cash, Ataveus1997, '98, '99, 2000, '01
 Cason, Corey1997, '98, '99, 2000
 Cavanagh, John1991, '92, '93, '94
 Cave, Ryan2006
 Chambers, Anthony1991
 Chambliss, Spencer1988, '89, '90
 Chandler, Jachin2001, '02, '03
 Chapman, Emmett1960
 Chapman, James1987, '88, '90
 Chatten, Lionel1983
 Chavis, Ray1972, '73, '75
 Cheatham, Patrick2000, '01, '02, '03
 Cheeseborough, Alfred1968, '69, '70
 Chenevert, Dwayne1980
 Chisolm, Robert1969
 Christian, Chris2002, '03
 Clanton, Curtis1987
 Clark, Jasper1970
 Clark, John1981, '82, '83, '84, '85
 Clarke, Jair2003
 Clarke, Jay1995, '96, '97

Clement, Jelani2000, '01, '02, '03, '04
 Clement, Norman1997, '98, '99, 2000
 Clifton, Davian1989, '90
 Clifton, Tyrone1985, '86
 Clomax, Tony1989, '90, '91
 Coackley, Nathan1999
 Code, Allen1962
 Coggins, Richard1978, '79, '80, '81, '82
 Coleman, Alonzo2003, '04, '05, '06
 Coleman, Chris1994, '95, '96
 Coleman, George1982
 Coleman, Jerome1995, '96
 Coleman, Keith1983, '84
 Coleman, Ronald1984, '85
 Coleman, Travis1998, '99, 2000, '01
 Coleman, Whitt1973
 Coley, Ashanti1997
 Coley, Montrell1997, '98, '99, 2000
 Collier, Matthew1965, '69
 Collier, Mike1966
 Collier, Mike1990
 Coliey, Matthew2003
 Collins, Derrick2002
 Collins, Earl1963
 Collins, Raymond1965, '66
 Collins, Ulysse1960
 Colloway, Michael1993
 Compton, Michael1998, '99, 2000, '01
 Coney, Elliot2001, '02, '03, '04
 Conley, Dennis2005, '06
 Conway, Derrick1993, '94
 Cook, Fred1966, '69
 Cook, Mike1978, '79, '80, '81, '82
 Cooke, Harold1976
 Cooke, Stephen1984
 Cooke, Stevie1985
 Cooper, David1977
 Cooper, Ryan1977, '78, '79
 Cooper, Kenny1986
 Corley, Charles1977, '78, '79, '80
 Corprew, Mike1978, '79, '80, '81, '82
 Cosby, Donald1976, '77
 Cotton, Stephen2006
 Council, Keith1997
 Cousar, Carlton1987, '88, '89
 Cousar, George1978, '79, '80, '81
 Cousins, Scott1978, '79, '80
 Covington, Todd1993, '94, '95, '96
 Cowan, Reginald1975
 Cowans, Anthony1989
 Cox, Brian1983, '84
 Cox, James1989, '90

Cox, Randolph1994
 Cox, Winston1995, '96, '97, '98
 Craig, James1970
 Crawford, Jermaine2000
 Crawford, Melvin1991, '92, '93, '94
 Crawley, Greg1978, '79
 Creary, Andrew2006
 Croom, DeRocke1987, '88, '89, '90
 Crowder, Stanley1984, '85, '86
 Crowner, Gary1980
 Crump, Jason1990, '91, '92, '93
 Crutchfield, Perry1969
 Cuff, Jeffrey1986
 Cummings, Jerry2005, '06
 Curnell, Harry1998, '99, 2000
 Curtis, Freddie1965

D

Daden, Herman1975
 Dalton, Antico1995, '96, '97, '98
 Daniels, Ardell2004, '05
 Daniels, Ercell1977
 Daniels, James1987, '88, '89, '90
 Daniels, Neil1988, '89, '90
 Darisaw, Earl1973
 DaSilva, Ajibade2005
 Davis, Al1980
 Davis, Bob1978, '79
 Davis, Carl E.1965
 Davis, Derrick1997
 Davis, Elbe1960
 Davis, Eugene1986, '88
 Davis, Gerald1959
 Davis, Glen1981
 Davis, Ian2006
 Davis, Joshua2001, '02, '03
 Davis, Kevin1982
 Davis, Manuel1995
 Davis, Matt1980
 Davis, Robert1980
 Davis, Troy1969, '70
 Davis, Tyrant1998
 Davis, Vincent1993, '94, '95
 Dawson, Allen1987, '88, '89, '90, '91
 Dawson, Damon1999, 2000
 Dawson, Ira David1999, 2000, '01, '02
 Day, Decosta1972, '73
 Day, Gregory1975, '78, '79
 Dean, Eric1989, '90
 Deason, Daryl1975
 DeBrew, Linwood1962
 Delancy, Marlon2002, '03, '04
 Delk, Lee1983
 Denby, Bill1985, '87, '88
 Denson, George1959

DeShiels, Tony1976
 Diaab, Dirul2001, '02, '03, '04
 Diggs, Bradford1987
 Diggs, Leroy1986
 Dillard, Fred1989, '90, '91, '92
 Dillard, Lawrence1970
 Dixon, Alfred1981, '82, '83
 Dixon, David1980, '81
 Dixon, Kerry2002, '03, '04
 Dixon, Marcus2004, '05, '06
 Doggett, Bryan1978, '79, '80, '81
 Dooks, Wauna1961
 Dorsey, Marc1987
 Doss, Reginald1975, '76, '77
 Dougan, Kensley2002, '03, '04, '05
 Downing, Walter2001
 Drayton, Joey2003, '04, '05, '06
 Dreher, Edmond1975
 Drummer, Lee1980
 Dudley, Tim1988, '89, '90
 Dukes, Judson1963
 Duncan, Anthony1997, '98
 Duncan, Edward1969
 Duncan, Howard1965, '66
 Duncan, Mark1987, '88
 Durant, Justin2003, '04, '05, '06
 Dyer, Milton1976, '77

E

East, Zachary2003
 Ebanks, Linual1997
 Edinborough, Moses1982, '83, '84
 Edmond, Roderick1990, '91, '92, '93
 Edwards, Euna1961, '62
 Edwards, William1963
 Edwards, Williard1959
 Elbert, Marcus2000, '01
 Elby, Rashad1999, 2000
 Ellerbee, Walter1960
 Ellison, William1963, '65, '66
 Elmore, David1987
 Evans, A'Seem1990, '91, '92
 Evans, Donald2006
 Evans, Johnny1959
 Evans, Lloyd1972, '73, '75
 Evans, Richard1981
 Everett, Adam2000

F

Fagan, John1959
 Fair, Marlon2003, '04, '05, '06
 Farley, Hugh1973, '75
 Farley, Mack1976
 Faulkner, Dereck2003, '04, '05, '06
 Fauntleroy, Henry1961, '65
 Fayson, George1980, '81, '82, '83, '84

All-Time Roster

Fears, Ernie1975
 Feaster, John1990, '92, '93
 Felton, Calvin1976, '77, '78, '79
 Fennell, Daniel2001
 Ferebee, David1959
 Ferguson, Ray1975
 Fields, Kyle2001, '02, '03
 Fields, Leon1999, 2000, '01
 Fields, Tyrone1987, '88, '89, '90
 Fillis, Shannon1992, '93
 Finney, Lauris1980
 Fitzgerald, Frazier2001
 Flagg, Kerry1994
 Flake, Simon1997, '98
 Fleeks, Carlos1991, '92
 Fleming, Jimmy1985
 Fletcher, John1961
 Flucker, Jeff1972, '73, '74
 Flye, Barry1981, '82, '84
 Flythe, Darrell1994, '95, '96
 Flythe, Wilbern1995
 Folwer, Harold1959
 Foote, Montee1995, '96, '97, '98, '99
 Forbes, Michael1998, '99, 2000
 Ford, Dwight1969
 Ford, Kenneth1991, '92, '93
 Foreman, Michael1995, '96, '97, '98
 Foreman, Mitchell1995, '96, '97, '98, '99
 Fountleroy, Jerry1963
 Fowler, Leon1961
 Foye, Rudolph2002, '03, '04, '05
 France, Cecil1982, '83, '84
 Francis, Charles1959
 Francis, Jerome1980
 Franklin, William1962, '63
 Frasier, Keith1989
 Frazier, Franklin2006
 Frazier, Timothy1999, 2000, '01, '02, '03
 Freer, Scott1990
 Friday, Kenneth1982, '83
 Frye, Barry1976
 Fuller, Joe1976, '77
 Fuller, Johan1989, '90, '91, '92, '93
 Fullwood, Troy1990, '91, '92, '93
 Futrell, Donald1963, '65, '66

G

Gaffney, Darnell1994, '95, '96, '97
 Gailard, Todd1985
 Gaines, Roland1977, '78, '79, '80
 Gamble, John1975, '76, '77
 Gantt, Vernard1970, '72, '73
 Gardner, Kelly1992

Gary, Darryl1982
 Gary, Justin2003, '04, '06
 Gaskins, Kenny1980, '81
 Gause, David1996, '97
 Geathers, Ervin1983
 George, Andrew1997, '98
 Gethers, Ervin1982
 Ghraham, Leroy1975
 Giddings, Ronald1975, '76
 Gilchrist, Jeremy2006
 Giles, Frank1976, '77
 Gill, Horace1994, '95, '96, '97
 Gladney, Marvin1978, '79
 Glenn, Jasmin1995
 Glover, Dennis1959, '60
 Glover, Jeffrey1987, '88
 Godbold, Clayton1980
 Godfrey, John1970
 Golightly, Gerell2002, '03, '04, '05
 Goode, Wakeem2005, '06
 Goodson, Marv1977
 Goodwin, Doodle1976
 Goodwin, Edwin1972, '73
 Gordon, Buckey1976, '77
 Gordon, William1969
 Gosier, Thomas1983, '84, '85, '86, '87
 Gould, Terry1980
 Graham, Joseph1965, '66
 Graham, Leroy1976, '77
 Grant, Darryl1976, '77, '78, '79
 Grant, Reggie1966, '69
 Graves, James1991
 Graves, Raymond1960
 Gray, Marvin2001, '02
 Green, Curtis1981, '82, '83, '84
 Green, Dale1985, '86, '87, '88
 Green, Daren2000, '01
 Green, Jasper1993
 Green, Jefferson1962, '63
 Green, Lee1990
 Green, Robert1980, '81, '82
 Green, Robert2003, '04
 Green, Silas2003
 Green, Terrence1984, '85, '86, '87, '88
 Greene, Thadd1995, '96, '97
 Greenhowe, Bruce1965
 Greenlee, Harry1975, '76
 Greer, Timothy2000, '01, '02
 Gresham, Troy1987, '88
 Grice, Joseph1970, '72, '73
 Griffin, Elwood1972
 Griffin, Torrie1997
 Grimes, Terrill1992, '93
 Gross, Leslie1961
 Gunn, Xavier1994, '95, '96, '97

Guthrie, James1962, '63
 Guy, Robert1981, '82, '83, '84, '85

H

Haden, Marcus1995, '96
 Hagans, Michael1975
 Hailes, Travis1999, 2000, '01, '02
 Hairston, Eugene1992, '93, '94, '95
 Hairston, John1981
 Hairston, Major1979
 Hairston, Mike1976, '77, '78
 Hairston, Nat1981, '82, '83
 Hale, Lewey1976, '77
 Hale, Tim1976
 Hall, Carl1983
 Hall, Colby2001, '02, '03
 Hall, Darnell1972, '73, '75
 Hall, Demetrius1987, '89, '90, '91
 Hall, Ferd1959
 Hall, Roland1983
 Hall, Tim1993, '94
 Halloway, Harold1965
 Hamer, Tony1986
 Hamilton, David1966
 Hamilton, Jeff1977, '78, '79, '80
 Hamilton, Tony1977
 Hammond, Benjamin1965, '66, '68
 Hammond, Howard1983
 Hamn, Larnell2000, '01
 Hardison, Larry1959, '60, '61
 Hardrick, David1994
 Hardy, Marcus2004
 Hardy, Raymond1984
 Harkless, Keith1983
 Harold, Thomas1991
 Harrell, Brandon2003
 Harrell, Robert1965, '66
 Harris, Chris1998, '99
 Harris, Darrell2005, '06
 Harris, Dennis1962
 Harris, George1977
 Harris, Gregory1988
 Harris, Jamal1989, '90
 Harris, James1995, '96
 Harris, Joseph1962
 Harris, Michael1987
 Harris, Omar1999, 2000, '01
 Harris, Reginald1990, '91, '92, '93
 Harris, Sylvester1997
 Harrison, Eric1982, '83
 Harrison, Phil1980, '81, '82, '83
 Harvey, Robert1965, '66, '68
 Harvey, Scott1980
 Harvey, Todd1990, '91, '92, '93
 Hassell, Norman1984
 Hasty, Thomas1973, '75, '76

Hatchett, Deddrick1985, '86
 Hauser, Brod1977, '78, '79, '80
 Hawk, Austin1992, '93
 Hawkins, Adolph1972, '73
 Hawkins, Clarence1978, '79, '80, '81, '82
 Hawkins, James1992, '93
 Hawkins, Jasper1983
 Hayden, Dave1966, '68, '69
 Hayes, Khari1990
 Henderson, Anthony1999
 Henderson, E. Mel1959
 Henderson, Robert1990
 Henderson, Samuel1975, '76
 Henderson, Stefan2002
 Henderson, Tony1965, '66
 Henderson, Tony1996
 Henry, David1983
 Henry, Wiley1963, '65, '66
 Herbert, Richard1960
 Herring, Herbert1982, '83, '84
 Hester, Jimmy2005
 Hibler, William2000
 Hicks, Ray1992, '93, '94, '95
 Higginbotham, Chester1962, '63, '65
 Hill, Devan1996, '97
 Hill, Elliott1959, '60, '61
 Hill, Elwood1966, '69
 Hill, Michael1992, '93, '94, '95
 Hill, Victor1981, '82
 Hill, Weston2005, '06
 Hill, Wilbert2000
 Hilton, Isaac1999, 2000, '01, '02, '03
 Hinton, Alan1978, '79
 Hinton, Clarence1963, '65, '66
 Holden, Tony1984, '85, '86, '87
 Holiday, Jacques1985
 Holland, Donald1987, '88, '89, '90, '91
 Holland, Ivan1992, '93, '94, '95, '96
 Holland, Willie1959, '60, '61
 Hollingsworth, Richard1970, '72, '73
 Holloway, Peter1986, '87, '88, '89, '90
 Holt, Bryant1999, 2000
 Holt, Lance1978, '79, '80
 Hooper, Edward1965
 Hopkins, Everette2005, '06
 Hopson, Julius1981, '82, '83, '84
 Hopson, Larry1977
 Horne, Willie1976
 Horton, Ricky1978, '79
 Hoskie, Randy1976, '77
 Hough, Melvin2000, '01
 Houser, Broderick1975

All-Time Roster

Houston, Brian2003, '04
 Houston, Fitzhugh1972, '73, '74
 Houston, Harry1962, '63
 Howard, Donald1970
 Howard, Kenneth1990, '91
 Howard, Rodney1985, '86, '87, '88, '89
 Howard, Rudy1996, '97, '98
 Howard, Tony1981
 Hudson, Stephen1982, '83, '84, '85
 Huff, Charles2002, '03, '04, '05
 Huggins, Larry1976, '77
 Hughes, Michael1972, '73
 Hughes, Tremaine1999, 2000, '01, '02
 Hughley, Carey1961, '62, '63
 Human, Darryn1995
 Humphries, Taylor1997
 Humprey, John1966
 Humpries, Taylor1995, '96
 Hunt, Bobbie1972, '73
 Hunt, Deon1996, '97, '98, '99
 Hunt, Garland1959
 Hunt, Jonathan1990, '91, '92, '93
 Hunter, Dwight1962
 Hunter, Hugh1992, '93, '94, '95
 Husband, Edmund1965
 Hussey, Rodney1982, '83
 Hutcherson, Carl1963
 Hyman, Darryn1994, '96
 Hymes, Maurice1985, '86, '87, '88

I
 Incorminias, Miguel1988, '89, '90
 Ingram, Tom1978, '79, '80, '81, '82, '83
 Ingram, Willie1959, '60, '61
 Inman, John1983
 Irvin, Lewis1990
 Isaac, Terron1997
 Isbell, Donnie1976, '77
 Ivy, William1965

J
 Jackson, Charles1995, '96, '97
 Jackson, Darrel1977
 Jackson, David1975
 Jackson, Donald1985
 Jackson, Donnie1976
 Jackson, Douglas1970
 Jackson, George1999
 Jackson, Howard1976, '77, '78, '79
 Jackson, Jerome1994
 Jackson, Kelvin1976
 Jackson, Leigh2000, '01, '02, '03
 Jackson, Paris1976
 Jackson, Quentin1980

Jackson, Reggie1982, '83, '84
 Jackson, Ronnie1987, '88
 Jackson, Sidney1994, '95, '96
 Jackson, Terron1965
 Jackson, Wayne1975, '76, '77
 Jacobs, Wesley1972, '73
 James, Michael2002, '03, '04, '05
 James, Oliver1982, '83
 Jamison, John1969
 Jarrett, Linwood2001
 Jefferson, Arthur1961, '62
 Jenkins, Allen1985, '86, '87, '88
 Jenkins, Craig1990, '91, '92, '93
 Jenkins, DeWayne1978, '79
 Jenkins, Edward2001, '02, '03
 Jenkins, Michael1992, '93, '94, '95, '96
 Johnson, John1982
 Johns, Keith1977
 Johns, Reginald1972, '73
 Johnson, Algernon1962, '63
 Johnson, Andy1978, '79
 Johnson, Anthony1979, '80
 Johnson, Carl1985
 Johnson, David1969, '70, '72, '73
 Johnson, Frank1969
 Johnson, George1978, '79
 Johnson, Glenn1977, '78, '79
 Johnson, John1972, '73
 Johnson, Joseph2000, '01, '02
 Johnson, Kevin1990
 Johnson, Kevin1999, 2000, '01, '02, '03
 Johnson, Mike1978, '79, '80, '81, '82
 Johnson, Oliver1960, '61, '63
 Johnson, Ray1978, '79, '80
 Johnson, Rayce1973
 Johnson, Robert1968, '69, '70
 Johnson, Roy1995, '96, '97, '98, '99
 Johnson, Russell1987, '88
 Johnson, Tom1977
 Johnson, Van1969
 Joiner, Kevin1981, '82
 Jolliffi, Harry1995, '96
 Jones, Alonza1969
 Jones, Anthony1986, '87, '88
 Jones, Barry1991, '92
 Jones, Carter2003
 Jones, Donald1970
 Jones, Donnell1976, '77, '78, '79
 Jones, Dwayne1981, '82, '83
 Jones, George1978, '79
 Jones, Hilary1972, '73
 Jones, Jack1966, '68, '69
 Jones, Jason1990, '91, '92, '93

Jones, Jason1998
 Jones, Jerry1978, '79
 Jones, Jimari2004, '05, '06
 Jones, Joseph1983, '84
 Jones, Kitwana2002, '03
 Jones, Leroy1975, '76, '77
 Jones, Malcolm1976, '77
 Jones, Markelle1994, '95
 Jones, Michael1996, '97, '98, '99
 Jones, Norfleet1960
 Jones, Onrea2004, '05, '06
 Jones, Ray1976
 Jones, Reggie1989, '90
 Jones, Reginald1975
 Jones, Richard1992
 Jones, Ron1978, '79, '80
 Jones, Ronnie1999
 Jones, Stanley1986, '87, '89, '90
 Jones, Wallace1965
 Jordan, Deon1998
 Jordan, Jamaal2001
 Jordan, Jamarie2000
 Jordan, Vaughn2001
 Joyner, Dwight1972, '73, '74, '75
 Joyner, Rashad1994, '95, '96

K
 Kacenski, Dan1972, '73
 Kearney, Anthony1987
 Keel, Keith1981, '82
 Kellam, Charles1978, '79
 Kelly, Derek1986
 Kelly, Mark1972, '73
 Kelly, Mike1977, '78, '79, '80
 Kendale, Lei1986, '87
 Kennedy, Fred1969
 Kidwell, Cornelius2003, '04
 Kinard, Walter1987, '88, '89, '90
 King, Marcellus1961, '62, '63
 King, Saun1984
 King, Terry1987, '88
 Kinzer, Kevin1985
 Kirkpatrick, Dave1988
 Knight, Micah2002
 Knox, Reginald2003, '04, '05, '06

L
 Lake, Bryant1981
 Lamar, Akeem2004, '05, '06
 Lampley, George1981, '82, '83, '84
 Land, Antwaine1995, '96
 Langford, Kendall2004, '05, '06
 Largin, John1981, '82, '84
 Lathan, Keith1978, '79, '80, '81
 Lawrence, Brian1997
 Lawrence, Troy1991

Laws, Nathaniel1982, '83
 Lawson, John1981, '82, '83
 Leath, Douglas1962, '65, '66
 LeBeau, Ralph1962
 Lee, Alvin1976
 Lee, Everett1983
 Lee, John1996, '97, '98
 Leistner, Dereck2004
 Lenore, Edward1992, '93
 Lenwood, Lumpkins1987
 Lewis, Chris1985
 Lewis, Curtis2003, '04, '05, '06
 Lewis, Greg1976, '77
 Lewis, Ray2005, '06
 Lewis, Ronnie1968
 Lewis, Soloman1997
 Lewis, Tim1993, '94, '95, '96, '97
 Lewis, Vincent1998, '99, 2000, '01
 Liggins, Jeff1981, '82
 Lindsey, Larry1983, '84, '85, '86
 Lindsey, Mike1980
 Little, Dewayne1999, 2000, '01, '02
 Littlejohn, Johnnie1987
 Littlejohn, Micah2003 '04, '05
 Livingston, Edward1966
 Lloyd, Kyle2006
 Lloyd, William1978, '79, '80, '81
 Lockett, George1972, '73
 Lofton, Ricardo1976, '77
 Logan, T.C.1972, '73
 Lomax, Ernie2004, '05, '06
 Lomax, Russell2002, '03
 Loft, Jessie1962, '63
 Lowe, Curtis1982
 Lumpkin, George1984, '85
 Lumpkins, Lenwood1988
 Lundy, George1983, '84, '85
 Lunn, Deveraux1965
 Lynch, Michael1985, '86
 Lyon, Tobin2005, '06

M
 Macklin, Kris2001, '02
 Macon, Prince1975, '76
 Madison, Tony2001, '02, '03, '04
 Mahan, Dennis1979, '80, '81, '82
 Majekodunmi, Abby2004, '05
 Major, LeRoy B.1965
 Mallory, Jermaine2004, '05, '06
 Malloy, Joseph1962
 Malone, Arlie1959
 Manley, Josef1992, '93, '94, '95, '96
 Mann, Curtis1997
 Mann, Edward1963
 Mann, Jimmy1995, '96

All-Time Roster

Mann, Robert1965, '66	McNair, James . .1978, '79, '81, '82, '83, '84	Mullen, Darius2006	Pascall, Morgan2001, '02
Manning, Larry1959, '60, '61	McNeil, Leonard1980, '81, '82	Muro, Cameron . .2002, '03, '04, '05	Paterini, Andrew . .2003, '04, '05, '06
Manning, Robert2000	McPherson, Kerry1999	Murphy, Bill1981, '82	Patrick, Dwight1965
Manning, Wallace1959	McSwain, Travis2006	Murphy, Robert1978, '79	Patrick, Terrance . .2000, '01, '02, '03
Mansfield, Vaughn2005, '06	Meade, Voltaire1985	Murphy, Samuel . .1999, 2000, '01, '02, '03	Pavlik, Paul2000, '01
March, Paul1976	Medina, Ian1980	Murphy, William1978, '79, '83	Payne, Kyle1995, '96, '97
Marchell, Nicholas1997	Menefee, Eddie . .1978, '79, '80, '82	Murrell, Carlos1981, '82	Payton, Qutrell2004, '05, '06
Mark, Roberts1979	Merdith, John1993, '94	Muyhee, Rashad1996, '98	Pearce, Johnny1962, '63, '65
Markray, Tracy1985	Merritt, Dustin1991	Myers, Robert1992, '93, '94, '95, '96	Pearson, James1970
Marlow, Andrew1999	Midget, Reggie1975, '76, '77		Peebles, Shawn1993
Marshal, John1963	Miles, Stephen2000		Penchion, Detrich1987
Martin, Andre2000	Miles, Vincent1981		Penn, Bennett1970
Martin, Emerson1991, '92, '93	Miller, Chris1993, '94, '95	N	Perkins, Anthony1982
Martin, Eugene1999	Miller, Floyd1969	Nance, Rodney1981, '82	Perry, Gerald2001, '02, '03, '04
Mason, Gregory1987, '88	Miller, Melvin1989	Napoleon, Franshaw1987	Perry, Henry1986, '87, '88
Mason, Mark1978, '79, '80	Miller, Tracy1987	Nelson, Clarence1965	Perry, Rex1978, '79, '80, '81
Massenburgh, Kenneth1965	Mills, John1962	Nesbitt, Marvin1990	Perry, Robert1994
Massey, Lewell1985, '86	Mills, Mike1978, '79	Newkirk, Alyosha1982, '83, '84	Pettaway, Floyd1987, '88
Massey, Melvin2005	Mills, Russell1995, '96, '97, '98	Newman, Tracy1960, '61	Petty, Eric1997
Mathis, Jerome2002, '03, '04	Milton, Curtis1977, '78, '79, '80	Newsome, Curtis1978, '80	Phillips, Anthony1976
Matthews, Edward1970, '72, '73	Mitchell, Alonzo1962	Norris, Kenneth1972, '73, '74	Picott, Anthony1984, '85, '86
Mattocks, Billy1976	Mitchell, Joseph1999, 2000, '01, '02, '03	North, Joel1963	Pierce, James1969
Mayer, Karima . . .1996, '97, '98, '99	Mitchell, Kenny1989	Northington, Sam1978, '79	Pillsbury, Mitchell1999
Mayer, Shariyf1998, '99	Mitchell, T. J.2006		Pinkney, Michael1970, '72, '73
Mayer, Tyrone . . .1994, '95, '96, '97	Mompoin, Robert1994	O	Pitts, Ethan1990, '91, '92, '93
Mayers, Joseph2002	Mondesir, Rafiya1992	Odom, Keith1981, '82	Plunkett, Otis1960
Mayo, Doug1976, '77	Money, Daniel1963	Ola, Michael2006	Poag, Antonio1991, '92, '93, '94
Mayo, Mike1976	Monroe, Warren1973, '75, '76	Oliver, Richard1963	Point, Windell1983
Mayo, Tyrone1978, '79	Montague, Willie1965	Oliver, Travis1999, 2000, '01, '02, '03	Poole, Bobby1980, '81, '82, '83
McAdoo, Michael1975	Montgomery, Robert1973	Omeally, Brian2006	Poole, Gregory1970
McCall, James1997, '98, '99, 2000, '01	Montgomery, Brennon2000	O'Neil, Jermaine1991	Porter, Carl1986, '87
McCargo, Calvin2001, '02	Montgomery, Mathew1991, '92, '93, '94	Ormsby, Raymond1959	Porter, Jeff1981
McCaskill, Nevin .2003, '04, '05, '06	Montgomery, Ronald1972, '73, '74, '75	Owens, Derron1983	Porter, Terrell1992, '93
McClendon, Kelly . . .1995, '96, '97, '98, '99		Owens, John1965, '66, '68, '69	Potter, Dontrial2002
McClenny, Meade1965	Moore, Breagan2000, '01	Owens, Larney1968, '69, '70	Powell, Jovann2001
McClure, Ken1976	Moore, Jackie1975	Owens, Washington1985, '86, '87, '88	Powell, Roger1963
McCoy, Darryl2002	Moore, James1976		Prater, Stanley1975, '76, '77
McCoy, Ray2001, '02	Moore, Jimmy1961	P	Pratt, Eddy1976, '77
McCray, Terry1982, '83, '84	Moore, Johnny . . .1978, '79, '80, '81	Paden, Herman1976	Precia, Lanso1986, '87
McDade, Michael1987	Moore, Larry1976	Painter, Carl1983, '84, '85, '86, '87	Presley, Bobby1989, '90, '91
McDaniel, Marquay .2003, '04, '05, '06	Moore, Samuel1975, '76, '77	Pair, Willie1977, '78, '79, '80	Preston, Charles1996, '97, '98
McDonald, Rufus2002	Moorman, Clinton1970	Palmer, William1961	Preston, Pat2004, '05, '06
McDonald, Willie1972, '73	Morant, Carlton2000, '01, '02	Parker, Christopher1998, '99, 2000, '01	Price, Thomas1983
McDowell, Alonzo1997	Morgan, Jason2003, '04, '05	Parker, Darren1990, '91, '92, '93	Prout, Warren1960, '61, '62
McIlwain, Derrick1998, '99	Morgan, Van2004, '05, '06	Parker, Kenneth1962, '63, '65	Pruitt, Mike1976
McKay, Les1977, '78, '79, '80	Morgan, Victor1978, '79, '80	Parker, Leonard1981, '82, '83	Prunty, Robert1984
McKenzie, Wesley1997	Morris, Amos1982, '83, '84	Parker, Michael1965, '66, '69	Pugh, Allen1961
McKoy, Reginal1969	Morris, Jay1986	Parker, Michael1973	Purnell, Kurt2002, '03
McLaurin, Cedric1985	Morris, Kim1983	Parker, Myron1978, '79, '80	Puryear, Eric1997, '98
McLaurin, Delano T.1963, '65, '66	Morrison, Tony1997	Parker, Robert2006	
McLaurine, Charles1972, '73	Morse, Thomas1969	Parker, Ronald1969	Q
McLean, Grady1988, '89, '90	Moses, Kevin1985	Parker, Shaun1989, '90, '91, '92	Quash, Derrick1997
McMillian, Mikal2000	Mosley, Tyler . .1985, '86, '87, '88, '89	Parks, Marques1999	
McNack, Johnny1994	Muhyee, Rashad . . .1997, '99, 2000		

The Record Book

All-Time Roster

R

Rainey, Craig1990, '91, '92, '93
 Ramsey, Reggie1997
 Randolph, Fred1977, '78, '79
 Rankin, Sherwood1977
 Rawls, Milton1983, '84
 Readon, Isaac1983, '84, '85
 Reeborg, Lucien1959, '60, '61
 Reed, Phillip1983, '84, '85
 Reid, Dwayne1983, '84
 Reid, Timothy1972, '73
 Reynolds, Richard1981
 Rhinehardt, John2000, '01, '02
 Rice, Eric1987
 Richard, Byron1975
 Richardson, James1963
 Richardson, Paul1975
 Ricks, Antonio1994, '95, '96, '97
 Riddick, David1978, '79, '80
 Ridley, Travis2000, '01
 Riley, Maurice2006
 Roane, Philip1991
 Roberts, Mark1978, '80
 Roberts, Preston1989
 Roberts, Von1976
 Robinson, Bertrand1966, '69
 Robinson, Carl1985, '86, '87
 Robinson, Charles1972, '73, '74
 Robinson, Charles2005, '06
 Robinson, David1990
 Robinson, John1965
 Robinson, Michael1992, '93, '95
 Robinson, Thomas1959
 Robinson, William1961
 Robinson, William1984
 Rockett, Joe Lee1997
 Rodriguez, Bartholomew1984, '85
 Roebuck, Jason2002, '03, '04, '05
 Roger, Ates1994
 Rogers, Edward1975, '76, '77
 Rogers, Ronitto2002, '03
 Rolfe, Henry1966
 Romano, Ray1992
 Rose, Don1976, '77
 Rose, Larry1969
 Ross, Benjamin1960, '61
 Ross, Calvin1970
 Ross, Clarence1977
 Ross, Eddie1984
 Ross, James1981
 Ross, John1970
 Ross, Kevin1978, '79, '80, '81, '82

Ross, Richard1969
 Roundree, Edward1959, '60
 Royal, Nicholas2006
 Rush, Dwayne1982
 Rush, Marcus2003
 Ryals, Darryl1986, '88, '89

S

Sadler, Jimmy1985
 Salko, Ron1980
 Sampson, Matt1983
 Samuels, John1992, '93
 Sands, Donnell2006
 Sapp, Demarius2004, '05, '06
 Saunders, Stacy1986, '87, '88, '89
 Savage, John1970
 Sawyer, Brian2000, '01, '02
 Sawyers, Michael1997
 Sayyarpour, Fardad1981, '82, '83, '84
 Scotland, Jan1975, '76
 Scott, Bernard1960
 Scott, Greg1998, '99, 2000, '01
 Scott, Jason1998, '99, 2000, '01, '02
 Scott, Latrell1994, '95, '96, '97, '98
 Scott, Mark1978, '79, '80
 Scott, Perry1972, '73
 Scott, Randolph1975, '76
 Scott, Vearl1973
 Scott, Xavier1998, '99
 Seals, Derron1984, '85, '86
 Sears, Alton1976
 Sease, Tillman1968, '69, '70
 Seaton, Russell1975, '76, '77
 Sellers, Jerry1983
 Sessoms, Parnell1985
 Shackelford, Louis1959
 Sharperson, Kenneth1987, '90, '91, '92
 Sheffield, Kyle1987
 Shelby, Reginald1987, '88, '89
 Shells, James1966
 Shepherd, Princeton2003, '04, '05, '06
 Shine, Earnest1987, '88
 Shippy, Antonio2004, '05
 Shoemoe, Carl1981
 Shuler, Alton1987, '88
 Shuler, Elton1987, '88
 Sidbury, Mark1976
 Sidney, Keith1976
 Siggers, Fred1992, '93
 Simmons, Keith1993, '94, '95, '96
 Simmons, Phillip1991
 Simmons, William1987
 Simms, Jerome1990

Simon, Cliff1994
 Singleton, Doug1978, '79
 Singleton, Enrico1994, '95
 Singleton, Herbert1995, '96, '97, '98
 Singleton, Robert1992
 Skinner, Darryl1983, '84, '85, '86
 Skinner, Herbert1985, '86, '87
 Small, Gregory1987
 Smith, Anthony1976, '77, '78, '79
 Smith, Anthony1992, '93, '94
 Smith, Antwan2005, '06
 Smith, Charles1962, '63, '65
 Smith, Frank1959
 Smith, Hershel1963
 Smith, Howard1988, '89, '90
 Smith, James1984, '85
 Smith, Jeremy2000
 Smith, Jimmie1966
 Smith, Joe2004, '05
 Smith, Lawrence1999, 2000, '01, '02
 Smith, Leonius1962, '63
 Smith, Robert2001
 Smith, Steve1972, '73
 Smith, Steven1985, '86
 Smith, Terrance2005, '06
 Smith, Thomas1989, '90, '94
 Smith, Torin1982, '83, '84
 Smith, Zuriel1998, '99, 2000, '01, '02
 Smithers, Mike1980, '81, '82, '83
 Smoot, Glynis1991, '92, '93
 Smothers, Vershum1982, '83, '84, '85
 Soeed, Solomon1990
 Solomon, Kirby1999
 Solomon, Linnard1985
 Somerville, Jarnae2000
 Soriano, Marcus2000, '01
 South, Victor1975, '76, '77, '78, '79
 Spady, Bill1978, '79
 Spears, Arthur1962
 Spears, Thomas1966
 Speight, Jonathan1997
 Speight, Keirnan1998, '99
 Speller, Nepton1980, '81, '82, '83
 Spence, Bernard1962
 Spruill, Bobby1978, '79, '83, '84
 Stachell, Melvin1994
 Stacy, Marco1983, '84, '85
 Stallworth, Kevin1978, '79, '80
 Staples, Osmar2000
 Staton, Larry1994, '95, '96
 Steed, Michael1997
 Steiner, Erik1998, '99, 2000, '01, '02

Stephen, Kirk1981, '82, '83
 Stevens, Paul1993, '94, '95, '96, '97
 Stevens, Robert1959
 Steward, Harold1975
 Steward, Ralph2006
 Stewart, Greg1978, '79, '80
 Stewart, LaVonte1994
 Stewart, Michael1998, '99, 2000
 Still, Lamonte1993, '94, '95, '96
 Stith, David1976, '77
 Stone, Robert1966, '68
 Strader, VaShawn1997
 Street, Ramont1990
 Strickland, Larry2004, '05, '06
 Strigler, Trevor1983, '84, '85
 Stukes, Alexander1975
 Sualwvai, Nofaiga1998
 Suber, Elijah1960, '61
 Summers, Houston1962, '63, '65
 Summers, Todd1990, '91, '92, '93
 Sutherland, James1973
 Sutherland, Peter1975, '76
 Swann, William1976, '77
 Swett, Michael2006
 Swift, Alfred1987, '88, '89
 Swinson, Corey1992, '93, '94
 Swinton, Darius2003, '04, '05, '06
 Sylvester, Tim2004, '05

T

Taliaferro, Ellis2001
 Taliaferro, Emmett1991, '92, '93, '94, '95
 Taliaferro, William1960
 Tamlin, Edward1966
 Tasker, Theodore1961
 Taylor, Chareaf1980
 Taylor, Cordell1993, '94, '95, '96, '97
 Taylor, Dennis2000
 Taylor, Jerome1975, '76, '77
 Taylor, Nathaniel1975, '76, '77
 Taylor, Raun1985
 Taylor, Richard1985, '86, '87
 Taylor, Semmie1972, '73
 Taylor, Steve1989, '90
 Teel, Kevin2005, '06
 Thomas, Brad1992, '93
 Thomas, Clarence1994
 Thomas, Dalma1980, '81, '82, '83
 Thomas, Harold1989, '90
 Thomas, Jason1997, '98, '99
 Thomas, Jon1960, '61, '62
 Thomas, Kevin1992, '93, '94
 Thomas, Robert1968, '69, '70
 Thomas, Robert1981

All-Time Roster

Thomas, Tremayne2005
 Thompson, Bernard1969
 Thompson, Charles1987
 Thompson, Clifton1994
 Thompson, Horace1961
 Thompson, Rian2002, '03
 Thorin, Windell1983
 Thorne, Elijah1959, '60
 Thorne, Wendell1984, '85, '86
 Thornton, Clifton .1978, '79, '80, '81
 Thorpe, Edward1959, '61, '62
 Thweatt, Brandt2001, '02, '03
 Tillman, Henry1972, '73
 Tillmon, Henry1973
 Tippen, Terron2001
 Tolar, Charles1990
 Tolbert, Tyrone1996, '97, '98
 Tolder, Edward1988, '89
 Toliver, Calvin1987
 Tollerson, Herb1980, '81
 Tolson, Troy1984
 Tomlin, Edward1965
 Tomlin, Jason2006
 Tonsul, Marvin1981
 Triplet, Marco1995, '96
 Trotter, Claude1959, '60, '61
 Trower, J.C.1972, '73, '74
 Tucker, Clarence1962, '63
 Tucker, Elgin1982
 Tucker, Lloyd1993, '94, '95, '96
 Tucker, Robert1965, '66
 Tuffour, Osei1994
 Turk, Stan1981, '82
 Turner, Carl1976, '77
 Turner, David1996, '97, '98
 Turner, Donald1996, '97, '98
 Turner, Lamont1993, '94, '95, '96, '97
 Tutt, Randolph1969
 Twyner, Bruce1981, '82, '83
 Tyler, Craig1986
 Tyler, Jody1991
 Tyler, Joe1959, '61
 Tyner, Kevin2002
 Tynes, Alvin1987, '88
 Tynes, Lawrence1995

V

Underwood, Johnnie1994, '95
 Utley, Ron1982, '83, '84, '85

V

Vanderpool, Hederson .1991, '92, '93
 Vann, Jonathan1995
 Vaughan, Ricky1963
 Vaughn, Larry1996, '97, '98, '99, 2000
 Versher, Dale1980, '81
 Viney, Robert ...1988, '89, '90, '91

W

Waddell, Bennitte ...1996, '97, '98
 Waddle, David1980
 Wade, Jamal1992
 Wagstaff, Stanley1960
 Wainwright, Skip ...1978, '79, '80
 Walden, Alfred1961, '62, '63
 Walden, Jonald2000
 Walker, Alvin ...1959, '60, '61, '62
 Walker, Bernard1996
 Walker, Brandon2005, '06
 Walker, Charles1961
 Walker, Curtis1978, '79
 Walker, Jimmy ...1991, '92, '93, '94
 Walker, Melvin1970
 Walker, Thomas1985, '86
 Walker, Wayne ...1986, '87, '88, '89
 Wallace, Jason1991, '92, '93, '94, '95
 Wallace, Shannon1989, '90, '91, '92
 Walters, David ...1970, '72, '73, '74
 Walton, Darren1997
 Walton, Sekou ...1992, '93, '94, '95
 Ward, Wardell1960
 Warfield, Carroll1970
 Warren, Benjamin1997, '98
 Warren, Larry1963
 Warren, Matthew2000, '01
 Warren, Terrence ...1990, '91, '92
 Washington, Adrian1995
 Washington, Alton1976
 Washington, Boe2000
 Washington, Charles1965
 Washington, Gerald1976, '77
 Washington, Herbert1985, '86
 Washington, Herman1987
 Washington, Marvin1972, '73
 Watson, Michael1989, '90
 Watts, Damon1997, '98, '99
 Watts, David1986
 Watts, Jesse1976
 Weaver, Billie1978, '79
 Weekly, Robert1984
 Weldon, Abraham ...1972, '73, '74
 Wells, Aaron1994, '95
 Wells, Aaron2001, '02, '03

Wells, Burlock1965, '66, '68
 Wells, Darien1990
 Welton, Ken1978, '79
 Wesberry, Gary1983
 West, Michael ...2002, '03, '04, '05
 West, Richard1963
 Westberry, Gary1984, '85, '86
 White, Andre1987, '88, '90
 White, Anthony1981, '82, '83
 White, Byron1972, '73
 White, Ernest1970
 White, Ernest ...1976, '77, '78, '79
 White, Jonathan ...2000, '01, '03
 White, Kevin ...1992, '93, '94, '95
 White, Leon1984
 White, Marcus1997
 White, Marvin1959
 White, Paul2001
 White, Paul2003
 White, Ron1977
 White, Taliferro ...2000, '01, '02, '03
 White, Wayne1981
 Whitefield, Steve1977
 Whitehead, Ronnie1977, '78, '79, '80
 Whitehurst, Kelle1994
 Whitehurst, Kyle2003, '04, '05
 Whitfield, Steve1976
 Wiafe, Kingsley2006
 Wickham, Nat1976, '77
 Wideman, Adrian 1996, '97, '98, '99
 Wideman, David .1991, '92, '93, '94
 Wiggins, Calvin1982, '83, '84
 Wiggins, Donfred ...1975, '76, '77
 Wiggs, Marcus2006
 Wiley, Kevin1975, '76
 Williams, Ben1978, '79
 Williams, Calvin1976
 Williams, Chris1987
 Williams, Christopher .1991, '92, '93
 Williams, Darryl1981, '82
 Williams, Derrick2001
 Williams, Greg1978, '79, '80
 Williams, Haywood ...1975, '76, '77
 Williams, Jamal1992, '93, '94
 Williams, Jeff1982, '83, '84
 Williams, Jimmie1978, '79, '80
 Williams, John1990
 Williams, Kevin1993, '94, '95
 Williams, Larry1977
 Williams, Leroy1972, '73
 Williams, Lionel1966, '68
 Williams, Lisbon1999, 2000
 Williams, Matthew ...1994, '95, '96, '97, '98
 Williams, Sidney1982, '83
 Williams, Thaddeus ...1972, '73, '74

Williams, Tommie1981, '82
 Williams, Wendell1987
 Willis, Robert A.1962
 Willis, Winfield1970, '72
 Wilson, Barry1980, '81
 Wilson, Cue1975
 Wilson, Darius2002
 Wilson, Darren1983, '84
 Wilson, Donald1970
 Wilson, James1966
 Wilson, Jerry1976
 Wilson, Joe2002, '03
 Wilson, Johnathan ...1989, '90, '91
 Wilson, Que1972, '73
 Wilson, Sekou ...1992, '93, '94, '95
 Wilson, Theodore1969
 Winfield, Willis1973
 Winston, Daniel1959
 Winston, Morris1992, '93
 Winston, Stanley1962
 Womack, Earl1972, '73
 Womack, Ricky1980
 Wood, Dyke1976
 Wooden, John1981, '82, '83
 Wooden, Ron1976
 Woods, Matthew1990
 Woodson, Troy1995
 Woodson, Vernon ...2000, '01, '02
 Woolston, Herb1977
 Wormley, Vincent1984, '85
 Wright, Christian1992, '93
 Wright, John1978, '79
 Wright, Michael1997
 Wright, Rodney ...1987, '88, '89, '90
 Wyatt, Acie1996, '97, '98, '99
 Wyatt, Arthur1966, '68
 Wyche, George1978, '79
 Wynn, Douglass ...1989, '90, '91, '92
 Wynn, Quincy1994, '95, '96

Y

Yarborough, Eddie1981, '82
 Yarborough, Steve1981
 Young, Al2000
 Young, Andrew1963
 Young, Bill1976
 Young, Charles2006
 Young, James1959, '60
 Young, Ron1980
 Young, Wallace1978, '79, '80, '81, '82

Pirates in the NFL

Clarence Bailey (RB)

Free Agent - 1987, Miami
1987, Miami

Darian Barnes (FB)

Free Agent - 2002, New York Giants
2002-2003, Tampa Bay
2004, Dallas
2005 - 2006, Miami
2007 - present, New York Jets

Johnnie Barnes (WR)

9th round - 1992, San Diego
1992-94, San Diego
1995, Pittsburgh

Jamal Brooks (LB)

Free Agent - 2000, New Orleans
2001 - 2003, Dallas
2006, St. Louis

Tom Casey (TB-DB)

1948, New York Yankees

Ataveus Cash (WR)


Free Agent - 2002, New York Jets
2002, New York Jets
2003, New York Giants
2006 - present, Washington

Travis Coleman (DB)

Free Agent - 2002, Chicago
2002, Chicago

Antico Dalton (LB)

6th round - 1999, Minnesota
1999, Minnesota



Darian Barnes

Reggie Doss (DE-DT)

7th round - 1978, Los Angeles Rams
1978-86, Los Angeles Rams

Isaac Hilton (DE)

7th round - 2004, New York Giants

Mike Jenkins (WR)

Free Agent - 1997, Cincinnati
1997, Cincinnati

Emerson Martin (OG)

Free Agent - 1995, Carolina
1995, Carolina

Jerome Mathis (WR)

4th round - 2005, Houston
2005 - present, Houston

Carl Painter (RB)

6th round - Detroit
1988-89, Detroit

Ike Readon (NT)

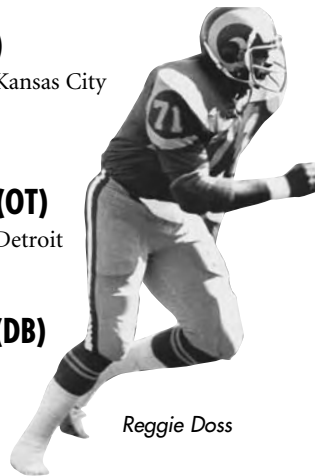
10th round - 1986, Kansas City
1986, Kansas City
1987, Miami

Lucien Reeburg (OT)

19th round - 1963, Detroit
1963, Detroit

Mike Robinson (DB)

Free Agent - 1996,
Green Bay
1996, Green Bay



Reggie Doss

Donovan Rose (DB)

Free Agent - 1980, Kansas City
1980, Kansas City
1986-87, Miami

Greg Scott (DE)

7th round - 2002, Washington
2002, Washington
2003, Cincinnati

Torin Smith (DE)

Free Agent - 1987, New York Giants
1987, New York Giants

Zuriel Smith (WR)

6th round - 2003, Dallas
2003, Dallas

Cordell Taylor (DB)

2nd round - 1998, Jacksonville
1998, Jacksonville

Jason Thomas (OG)

7th round, 2000 - San Diego
2000, San Diego
2001 - 2002, Baltimore
2006 - present, Buffalo

Terrence Warren (WR)

5th round - 1993, Seattle
1993-94, Seattle
1995, San Francisco
1995, Jacksonville



Greg Scott

Pirates in the NFL Draft

YEAR	ROUND	PICK	PLAYER	NAME	TEAM	POSITION
2006	2	16	48	Justin Durant	Jaguars	LB
2005	4	13	114	Jerome Mathis	Texans	WR
2004	7	52	253	Isaac Hilton	Giants	DE
2003	6	13	186	Zuriel Smith	Cowboys	WR
2002	7	23	234	Gregory Scott	Redskins	DE
2000	7	16	222	Jason Thomas	Chargers	G
1999	6	30	199	Antico Dalton	Vikings	LB
1998	2	27	57	Cordell Taylor	Jaguars	DB
1996	6	1	168	Hugh Hunter	Jets	DE
1995	7	25	233	Corey Swinson	Dolphins	DT
1993	5	2	114	Terrence Warren	Seahawks	WR
1992	9	7	231	Johnnie Barnes	Chargers	WR
1988	6	5	142	Carl Painter	Lions	RB
1986	10	8	257	Ike Readon	Chiefs	DT
1978	7	23	189	Reggie Doss	Rams	DE
1968	7	23	188	Anthony Andrews	Colts	RB
	10	24	270	Ed Tomlin	Colts	RB
1963	19	12	264	Lucien Reeburg	Lions	T



Jason Thomas

Post Season Results



All-Time Playoff Results

Overall: 1-8 Home: 1-3 Away: 0-5

Division II

Year	Opponent	W/L	Score	Location	Attendance
1985	Bloomsburg	L	28-38	Bloomsburg, Pennsylvania	N/A
1992	North Alabama	L	21-33	Hampton, Virginia	N/A
1993	Albany State	W	33-7	Hampton, Virginia	6,417
1993	North Alabama	L	20-45	Florence, Alabama	5,349

Division I-AA

Year	Opponent	W/L	Score	Location	Attendance
1997	Youngstown State	L	13-28	Youngstown, Ohio	12,431
1998	Connecticut	L	34-42	Storrs, Connecticut	6,193
2004	William & Mary	L	35-42	Williamsburg, Virginia	5,576
2005	Richmond	L	10-38	Hampton, Virginia	5,343
2006	New Hampshire	L	38-41	Hampton, Virginia	3,401

1985 Playoffs - Quarterfinals

Bloomsburg 38, Hampton 28

November 30 • Redman Stadium • Bloomsburg, Pennsylvania

Hampton	13	9	0	6	28
Bloomsburg	7	10	0	21	38

Coming in as the Pirates' leading rusher, Carl Painter got Hampton on the board early with an 80-yard touchdown run in the opening quarter. Painter would gain just 31 more yards on the ground for the remainder of the game, but he did make an impact in other ways.

The Huskies answered quickly thanks to quarterback Jay DeDea who found Joe Dowd in the back of the end zone for his first of two touchdown passes on the day, a 5-yard toss to knot the score at seven apiece.

Eager to prove his poise in the pocket as well, HU quarterback Marco Stacy helped the Pirates regain the lead with a 77-yard strike to receiver Darryl Skinner. The extra point was missed, but the Pirates were holding on to a 13-7 advantage at the end of the first quarter.

Once again, Bloomsburg wasted little time returning the favor, as Tom Martin's 4-yard run and Sullivan's extra point boosted the Huskies back in front, 14-13.


Hampton proceeded to run off nine consecutive points on a 33-yard field goal by Craig Barber and a 77-yard touchdown reception by Painter.

Bloomsburg added a field goal of its own just before the half to cut the Pirate lead to 22-17.

After a scoreless third quarter, the Huskies seized control of the contest by scoring on three consecutive drives in the final period, two of which ended in touchdown runs by Martin.

Stacy added a late touchdown pass to Todd Galliard to provide the final score: Bloomsburg 38, Hampton 28.

Martin ended the contest with 203 yards and 40 carries with three scores to help the Huskies advance. Marco Stacy completed just 5-of-14 passes for the Pirates, but he finished with 232 yards behind two 77-yard scoring tosses.



1992 Playoffs - First Round

North Alabama 33, Hampton 21

November 21 • Armstrong Field • Hampton, Virginia

North Alabama	6	14	0	13	33
Hampton	0	0	7	14	21

UNA's top rusher Tyrone Rush broke the game open early as he scampered in from the Pirate 20 with 9:46 left in the opening quarter. In the second quarter, North Alabama kicked its running game into high gear utilizing an option offense that drove 90 yards in 12 plays, culminating on a 27-yard run by freshman quarterback Cody Gross. UNA scored once more before the end of the first half on a 1-yard plunge by Brian Satterfield, pushing the halftime score to 20-0.

The Pirates got on track late in the third quarter, driving 86 yards in seven plays and scoring on a Matthew Montgomery to Craig Rainey pass from five yards out.

North Alabama got its fourth score of the game when Cody Gross trotted in from the one, increasing the UNA lead to 27-7. However, despite the margin the Pirates were determined that this game was far from over.


Utilizing a variety of short passes, Montgomery directed the Hampton offense down field,

setting up a 1-yard touchdown run courtesy of running back Todd Harvey. It only got better for Hampton on the ensuing kickoff as the Pirates' special teams recovered a wild kick at the North Alabama 35-yard line.

Five plays later Hampton tight end Craig Rainey hauled in a Montgomery pass from the one to trim the UNA lead to six at 27-21 with 8:21 left in the game.

However, North Alabama reverted back to its ground game that had been so strong early on. Rush and backfield mate Satterfield rolled for the tough short yardage and with 3:38 to play, Cary Gross scored his third touchdown of the game on a 2-yard option keeper.

UNA picked off a Montgomery pass with 1:58 remaining to seal the contest.



1993 Playoffs - First Round

Hampton 33, Albany State 7

November 20 • Armstrong Field • Hampton, Virginia

Hampton	13	7	13	0	33
Albany State	0	0	7	0	7

The Pirates rushed for more yards and scored more points in the first quarter alone than Albany State generally allowed in an entire game during the course of the season. That fact set the tone for Hampton's first win in the NCAA playoffs. Hampton led 13-0 after scoring drives of 10 plays and one play. By then the Pirates had rushed for 73 yards and passed for 37 more. The Golden Rams' defense came into the game yielding per game averages of just 59 rushing yards, 142 passing yards and 8.2 points. Hampton rolled up 24 first downs, rushed for 149 yards, passed for 238 yards and scored more points (33) than Albany State had surrendered during any game this season. The Golden Rams trailed 20-7 after scoring on their first possession of the second half. On second-and-seven from their own 43, Albany State quarterback Johnny Gilbert tossed a swing pass to running back Antonio Leroy. He caught the ball just as linebacker Josef Manley delivered a vicious hit. When the ball popped loose, cornerback Johann Fuller scooped it up and dashed 41 yards to give Hampton a 27-7 advantage, closing the door on any hopes of an Albany State rally.

All-Time Playoff Results

1993 Playoffs - Quarterfinal Round

North Alabama 45, Hampton 20
November 27 • Braly Stadium • Florence, Alabama

North Alabama	21	7	14	3	45
Hampton	14	0	6	0	20


UNA's Cody Gross, Brian Satterfield and Tyrone Rush each ran for more than 100 yards as the Lions outlasted the Pirates in the quarterfinals of the NCAA playoffs. This was the second year in a row that UNA stopped Hampton in the playoffs. The Lions scored the first two touchdowns before Malcolm Benson's 2-yard run got the Pirates on the board. The Lions scored the only touchdown of the second quarter, then held off a Pirate run with two goal line stands that protected a 28-14 lead. After a late third quarter score, which gave the Lions a 35-14 lead, the Pirates Kevin White responded with an 80-yard touchdown return on the ensuing kickoff to make it 35-20. On the Lions next possession they sealed the victory on Gross' 2-yard run and Jamie Stoddard's 23-yard field goal. The Pirates Matt Montgomery completed 16-of-40 passes for 204 yards and a touchdown, but the Pirates were held to just 110 yards rushing, their lowest output of the season.

1997 Playoffs - First Round

Youngstown State 28, Hampton 13
November 29 • Arnold D. Stambaugh Stadium • Youngstown, Ohio

Hampton	0	0	7	6	13
Youngstown State	0	21	7	0	28

Hampton's first I-AA playoff appearance got off to a rough start as Youngstown State, led by current Ohio State coach Jim Tressell, scored 14 points off of two Pirate turnovers and took a 21-0 lead into the half. The Pirates found themselves down 28-0 before getting on the board in the third quarter on an 8-yard run by quarterback Roy Johnson. Charles Jackson added a 13-yard run to trim the Penguin lead to 28-13. Hampton racked up 357 yards of total offense to 290 for Youngstown State, but the Pirates turned the ball over six times (4 fumbles, 2 interceptions) to seal their own fate. Jackson rushed for 98 yards and a score for the Pirates, while Johnson completed 13-of-26 passes for 152 yards. Deon Hunt's 11 tackles led the defensive effort for Hampton.




1998 Playoffs - First Round

UCONN 42, Hampton 34
November 28, Memorial Stadium, Storrs, Connecticut

Hampton	7	10	3	14	34
Connecticut	7	14	7	14	42

This playoff matchup turned into a shootout as both teams put up more than 400 yards of total offense. The Pirates pounded out 227 yards on the ground, led by Montrell Coley's 87 yards and two touchdowns, including a 40-yard run to open the scoring. The Huskies primarily used an air attack as quarterback Shane Stafford threw for 294 yards and four touchdowns to four different receivers. Down 21-17 at the half, Hampton rallied to tie the game at 28 on a 2-yard run by Mike Jones with 12:04 remaining in the fourth quarter. However, UCONN answered with 14 straight points to escape with the victory.



2004 Playoffs - First Round

William & Mary 42, Hampton 35
November 27 • Zable Stadium • Williamsburg, Virginia

Hampton	13	0	8	14	35
William & Mary	0	7	14	21	42

Led by senior wide receiver Jerome Mathis, the Hampton University Pirates put forth a valiant effort before coming up just short of their first Division I-AA playoff win, falling 42-35 to William & Mary. Mathis' record 394 all-purpose yards were countered by Lang Campbell's 294 passing yards and three touchdowns for The Tribe.

After going three plays and out on their first series, the Pirates (10-2) opened their second drive with a play-action pass and Princeton Shepherd found Mathis for a 45-yard gain down to the William & Mary 6-yard line. Three plays later Ardell Daniels plunged into the end zone from a yard out to give the Pirates a 7-0 advantage.

The Tribe (10-2) answered with a 10-play, 70-yard drive of their own later in the first quarter, but Greg Kuehn's 23-yard field goal attempt sailed wide right.

One play later Shepherd once again found Mathis, who had gotten behind William & Mary cornerback Stephen Cason, for an 80-yard touchdown strike. The touchdown was the longest scoring play allowed by The Tribe this season and it gave the Pirates a 13-0 lead as the extra point attempt was blocked.

Atlantic 10 Player of the Year and Tribe quarterback Lang Campbell (23-of-37, 294 yds., 3 TD) quickly cut into the Hampton lead by directing an 8-play, 80-yard drive. Campbell was 5-of-5 for 58 yards on the drive, including an 8-yard touchdown pass to Adam Bratton with 9:23 to play in the second quarter as the scoreboard read Hampton 13, Tribe 7.

Both defenses held their own for the remainder of the half with William & Mary controlling Hampton's running game, and the Pirates intercepting Campbell twice in the first half after the senior had thrown just one interception all year.

The second half began with an explosion as William & Mary raced 74 yards in just under two minutes to take a 14-13 lead on Campbell's second touchdown pass of the afternoon, a 27-yard strike to Dominique Thompson.

Unfortunately for The Tribe, scoring means you must kick off to Jerome Mathis, the country's leading kick returner. Kuehn tried to angle the ensuing kickoff but it rolled out of bounds forcing William & Mary to kick again. This time The Tribe kicked deep to Mathis who fielded the ball at his own 7-yard line. Two cuts and 93 yards later, the Pirates were back on top 21-14 and Mathis had the Division I-AA record for kickoff returns for touchdowns in a season with five.

William & Mary took little time evening the score at 21. Taking over possession at their own 44-yard line, The Tribe needed just three plays to put themselves into scoring position. Thompson highlighted the drive with a 27-yard reverse down to the 4-yard line where Jon Smith took it in from there to knot the score at 21 apiece at the end of the third quarter.

Mathis registered his third touchdown of the day on Hampton's first possession of the fourth quarter on a 43-yard reception that put the Pirates back ahead 28-21.


Wearing a #3 jersey like his counterpart Mathis, William & Mary's Dion Thompson imitated the Hampton speedster by returning the ensuing kickoff 92 yards to tie the score again.

The Pirate offense was held to three plays and out again by The Tribe and on the first play from scrimmage, Thompson (7 rec., 188 yds., 2 TD) ran by Hampton safety Derius Swinton and Campbell found him for a 45-yard score that would prove to be the game winner.

Jon Smith put William & Mary ahead 42-28 with his second rushing touchdown with 1:56 remaining.

The Pirates added a late score on a 7-yard run by Shepherd, but were unable to come away with the onside kick and the victory.

Shepherd's 242 yards passing and two touchdowns were a Hampton playoff record, as were Mathis' six receptions, 188 receiving yards, three touchdowns, 80-yard touchdown reception, 93-yard kickoff return and 394 all-purpose yards.



All-Time Playoff Results

2005 Playoffs

Richmond 38, Hampton 10

November 26 • Armstrong Stadium • Hampton, Virginia

Richmond	7	3	14	14	38
Hampton	0	10	0	0	10

The University of Richmond scored 28 unanswered points in the second half, breaking open a 10-10 halftime tie and cruising to a 38-10 victory over No. 2 Hampton in the first round of the NCAA Division I-AA playoffs. The loss by Hampton ended the Pirates' 11 game winning streak and 12-game winning streak at Armstrong Stadium.

The first two minutes of the ball game proved to be pretty eventful as the Pirates (11-1) went three and out on their first drive, but re-gained possession when Richmond's Ryan Mace fumbled the punt. Jimari Jones recovered giving Hampton a first down at the Spiders' 29-yard line. However, on the ensuing play Princeton Shepherd was intercepted by Richmond's Joe Mallory, brother of Hampton defensive back Jermaine Mallory.

Hampton failed to capitalize on its next possession as well, driving 54 yards in just over four minutes, but coming away with nothing as Andrew Paterini's 20-yard field goal attempt sailed wide left.

The Spiders (9-3) responded with a power rushing attack led by David Freeman and Tim Hightower. The duo combined for 55 rushing yards on the next drive that ended with a 1-yard run by quarterback Stacy Tutt to put Richmond ahead 7-0 with 2:28 to play in the first quarter.

Replacing Hampton starter Princeton Shepherd under center, Pirate backup Antwan Smith entered the game and immediately sparked the Pirate offense. He completed passes of 39 and 15 yards to Onrea Jones, while also rushing for a 17-yard gain. Yet the drive stalled on the Richmond 27-yard line and the Pirates were again forced to settle for a 44-yard field goal by Paterini. This time the kick was good as the scoreboard read Richmond - 7, Hampton - 3, early in the second quarter.

After connecting with Jones for a 44-yard pass play, Smith put the Pirates ahead with a 7-yard strike to Jones with 7:58 to play in the half as Hampton led 10-7.

A 22-yard field goal by Richmond's Joseph Fore knotted the game at 10 apiece and the score would remain tied heading into the break.

The Spiders came out in the second half determined to wear down the Pirates with their ground game and they did just that, led by Tutt from his quarterback position. After a 25-yard punt return by Mace gave Richmond the ball at its own 49-yard line, Tutt rushed four consecutive times for 48 yards to set up a plunge by Hightower from three yards out. The extra point gave the Spiders a 17-10 lead, but they would add to that in a matter of minutes.

The Pirates failed to field the kickoff and Richmond recovered at the Hampton 37. Four plays later Freeman ran in from two yards out and the Pirates were facing their largest deficit of the season, 24-10.

With the Pirates' ground game under wraps, wide receiver Onrea Jones did his best to keep Hampton in the ball game. Jones set a new Hampton playoff record with 11 receptions for 192 yards and a touchdown, but he had little help from the rest of his offensive unit. Alonzo Coleman and Ardell Daniels, Hampton's pair of 1,000-yard backs were held to just 46 yards on 20 attempts, while the Pirate quarterbacks were sacked five times.

Hightower and Freeman each added fourth quarter touchdown runs to provide the final 38-10 margin. Freeman finished with a game-high 117 yards and Hightower added 73 as the Spiders ran for 251 yards against a Hampton defense that came in allowing just 124 yards a game. The loss was the fourth straight in the I-AA playoffs for the Pirates who are 0-4 all-time in the postseason since moving up to Division I-AA in 1995.

2006 Playoffs

New Hampshire 41, Hampton 38

November 25 • Armstrong Stadium • Hampton, Virginia

New Hampshire	13	21	0	7	41
Hampton	21	0	14	3	38

The eighth ranked Pirates of Hampton University outscored New Hampshire 17-7 in the second half of Saturday's NCAA Division I Football Championship first round game, but unfortunately for Hampton the Wildcats' seven points came on a 4th-and-16 touchdown pass with under five minutes remaining to give UNH the 41-38 victory. The 25-yard touchdown pass from Ricky Santos to Chad Kackert prevented Hampton from winning its first Division I playoff game and ended the career of more than 20 Pirate seniors who depart as the second winningest class in school history with a four-year record of 38-9.

"Both sides came out and put forth an outstanding effort," said Hampton head coach Joe Taylor the third winningest active coach in the Division I Football Championship Subdivision. "I knew it would come down to who had the ball last and it just came down to one play on fourth down. But I'm proud of our football team and the things we have accomplished."

It was quite clear early on that the game would be a shootout as both teams combined for 34 points in the first quarter, with the longest drive by either team taking three minutes and 10 seconds.

The Wildcats took the opening drive and marched 75 yards in just 2:27 to go ahead 7-0 on a 1-yard pass from Santos to Aaron Brown. However, Kevin Teel returned the ensuing kickoff 69 yards to give the Pirates great field position at the UNH 21-yard line. From there HU quarterback Princeton Shepherd completed 4-of-4 passes, the last coming on a 4-yard touchdown to Marquay McDaniel to knot the game at seven.

A special teams breakdown led to the Wildcats' next score when J.E. Frederickson broke free and blocked a punt by Hampton's Jahmal Blanchard giving New Hampshire a 1st-and-10 at the Pirate 28. Santos threw his second TD of the day to Keith Levan who caught a pass in the flat and broke the tackle of Hampton's Reginald Knox to go in for the 25-yard score. The extra point attempt was missed but the Wildcats held a 13-7 lead with 5:59 to go in the first.

Once again the Pirates wasted little time answering the challenge when on the first play from scrimmage, senior Alonzo Coleman reeled off his longest run of the year, a 65-yard touchdown to give Hampton its first lead at 14-13.

Hampton went on to add to the lead behind the arm of Shepherd. He directed an 80-yard drive to close out the first quarter, connecting with Onrea Jones and McDaniel for consecutive 16-yard completions. Shepherd followed that with a 21-yard strike to McDaniel, setting up a 4-yard TD run by Kevin Beverly who coasted in courtesy of a punishing lead block by fullback Curtis Lewis.

Looking to outdo his counterpart, Santos, the Atlantic 10 Offensive Player of the Year completed his next six passes to bring New Hampshire to within 21-20 as he connected with record breaking receiver David Ball. Ball, who is the all-time leading receiver in Division I-AA history, surpassing Jerry Rice, out jumped HU cornerback Travarous Bain in the end zone for a 15-yard score.

The Pirates went three and out on their next possession and UNH took advantage when Santos connected with Ball for a go-ahead 7-yard touchdown pass with 6:44 remaining in the first half and the Wildcats in front 27-21.

It appeared that the half would end there, but again a special teams miscue by Hampton aided in the Wildcats' momentum.

With 38 seconds on the clock and Hampton punting from its own 32-yard line, Pirate long snapper Maurice Riley sent the snap high forcing punter Jahmal Blanchard to leave his feet. By the time Blanchard gathered himself he was forced to run and was brought down at the Hampton 29.

A 19-yard completion to Levan and a pass interference penalty led to Robert Simpson's 2-yard touchdown run and a 34-21 UNH lead at the half.

Hampton came out of the locker room with the focus clearly being to run the ball against a defense that came in allowing over 150 yards per game.

"They went back to what they do well," added UNH head coach Sean McConnell of the Pirates' second half ground attack. "They threw more than we expected early, but with a back like Coleman I knew they would go back to the running game. He's as good a back as we've seen all year."

The duo of Coleman and Beverly rushed for 61 of Hampton's 80 yards on the opening drive of the second half and Princeton Shepherd ran it in from six yards out after being flushed from the pocket. Andrew Paterini's extra point brought Hampton to within six at 34-28.

The Hampton defense appeared to settle down, forcing the Wildcats to punt on their first possession and on the next Santos was picked off by HU strong safety Derius Swinton who returned it to the UNH 23-yard line before pulling up with what appeared to be a leg cramp.

The Shepherd to McDaniel (6 rec, 59 yds, 2 TD) combination hooked up again, this time on a 6-yard pitch and catch that gave the Pirates a 35-34 lead heading into the fourth quarter.

Paterini booted a 43-yard field goal with just under nine minutes to play and the Pirates were closing in on that elusive playoff win. However, Santos and the battle-tested Wildcats would not go down easy.

Forced into a passing situation, Santos was sacked by Pat Preston and Kendall Langford on consecutive plays to put the Wildcats in a third and long situation. An 18-yard completion to Matt O'Brien made it 4th-and-5 at the UNH 33-yard line. The Wildcats lined up in a punt formation, but the up-back Maurice Duper took the snap and raced 19 yards to the Hampton 48.

The Wildcats made their way to the Hampton 25-yard line where they were again faced with a fourth down (4th-and-16) and their season on the line. Santos dropped back to pass and with Ball surrounded by HU defenders, he found Kackert coming out of the backfield. One-on-one with Pirate linebacker Jimari Jones, Kackert tracked down Santos' pass in the back of the end zone for the 25-yard touchdown with 4:40 remaining.

A holding penalty and a sack put the Pirates in a 4th-and-23 situation as they attempted to drive down the field for a tying field goal or a winning touchdown, but Shepherd's pass fell incomplete to give the Wildcats the win.

Santos finished the afternoon 27-of-40 for 315 yards and five touchdowns to four different receivers, including two to Ball (5 rec, 70 yds) as the Wildcats racked up 411 yards of total offense against an HU defense that came in ranked No. 1 in the country against the pass.

Shepherd threw for 186 yards and two scores while Coleman became just the sixth player in I-AA history to rush for 1,000 yards in four consecutive seasons, by running for 143 yards on 21 attempts. And in addition to his two touchdown receptions, McDaniel also became the all-time leader in I-AA in career punt returns with 144. He also holds the record for career punt return yards with 1,897.

Score By Quarters	1	2	3	4	Final
New Hampshire	13	21	0	7	41
Hampton University	21	0	14	3	38

- 1st 12:33 New Hampshire – Brown 1 yd pass from Santos (Manning kick)
- 10:03 Hampton – McDaniel 4 yd pass from Shepherd (Paterini kick)
- 05:59 New Hampshire – Levan 25 yd pass from Santos (Manning kick blocked)
- 05:19 Hampton – Coleman 65 yd run (Paterini kick)
- 00:12 Hampton – Beverly 4 yd run (Paterini kick)
- 2nd 11:39 New Hampshire – Ball 15 yd pass from Santos (Manning kick)
- 06:44 New Hampshire – Ball 7 yd pass from Santos (Manning kick)
- 00:02 New Hampshire – Simpson 2 yd run (Manning kick)
- 3rd 08:12 Hampton – Shepherd 6 yd run (Paterini kick)
- 00:28 Hampton – McDaniel 6 yd pass from Shepherd (Paterini kick)
- 4th 08:59 Hampton – Paterini 43 yd field goal
- 04:40 New Hampshire – Kackert 25 yd pass from Santos (Manning kick)

Team Statistics	UNH	HAM
First Downs	26	18
Rushing Yards	96	168
Passing Yards	315	186
Comp-Att-Int	27-40-1	24-32-0
Total Offense	411	354
Fumbles/Lost	2/1	0/0
Penalties/Yards	3/24	8/60
Punts/Average	5/35.8	5/30.4
Punt Returns/Yards	4/48	2/7
Kickoff Returns/Yards	6/148	7/175
Time of Possession	28:13	31:47

INDIVIDUAL LEADERS

RUSHING: UNH – R. Simpson, 10-48, 1 TD; C. Kackert, 5-32; M. Duper, 1-19; K. Levan, 3-17; C. Ward, 3-8; A. Brown, 3-4; M. O'Brien, 1-4; R. Santos, 9-(-36). HAM – A. Coleman, 21-143, 1 TD; K. Beverly, 6-34, 1 TD; C. Lewis, 1-0; M. McDaniel, 1-(-3); P. Shepherd, 6-(-3); J. Blanchard, 1-(-3).

PASSING: UNH – R. Santos, 40-27-1, 315, 5 TD. HAM – P. Shepherd, 32-24-0, 2 TD.

RECEIVING: UNH – K. Levan, 9-99, 1 TD; D. Ball, 5-70, 2 TD; A. Brown, 5-41, 1 TD; M. O'Brien, 2-22; E. Loring, 2-17; C. Kackert, 1-25, 1 TD; R. Simpson, 1-23; M. Boyle, 1-11; S. Lynch, 1-7. HAM – O. Jones, 8-77; M. McDaniel, 6-59, 2 TD; J. Gilchrist, 4-28; D. Faulkner, 4-20; K. Beverly, 1-4; A. Coleman, 1-(-2).



Post Season Results

1-AA Playoff Records

Rushing

Rushing Attempts
Charles Jackson 23 11/29/97 vs. Youngstown State

Rushing Yards
Alonzo Coleman 143 11/25/06 vs. New Hampshire

Rushing Touchdowns
Montrell Coley 2 11/28/98 vs. Connecticut

Longest Rush
Montrell Coley 40(TD) 11/28/98 vs. Connecticut

Passing

Pass Attempts
Princeton Shepherd 32 11/25/06 vs. New Hampshire

Pass Completions
Princeton Shepherd 24 11/25/06 vs. New Hampshire

Passing Yards
Princeton Shepherd 242 11/27/04 vs. William & Mary

Passing Touchdowns
Princeton Shepherd 2 11/27/04 vs. William & Mary
Princeton Shepherd 2 11/25/06 vs. New Hampshire

Longest Pass Completion
Princeton Shepherd 80 11/27/04 vs. William & Mary

Receiving

Receptions
Onrea Jones 11 11/26/05 vs. Richmond

Receiving Yards
Onrea Jones 192 11/26/05 vs. Richmond

Receiving Touchdowns
Jerome Mathis 2 11/27/04 vs. William & Mary
Marquay McDaniel 2 11/25/06 vs. New Hampshire

Longest Reception
Jerome Mathis 80 11/27/04 vs. William & Mary

Kicking

Field Goals
Acie Wyatt 2 11/28/98 vs. Connecticut

Longest Field Goal
Andrew Paterini 44 11/26/05 vs. Richmond

Punts
Matt Williams 6 11/29/97 vs. Youngstown State
Cameron Muro 6 11/27/04 vs. William & Mary

Punting Average
Cameron Muro 43.0 11/27/04 vs. William & Mary

Longest Punt
Matt Williams 58 11/28/98 vs. Connecticut

Offense

Most Points
Jerome Mathis 18 11/27/04 vs. William & Mary

All-Purpose Yards
Jerome Mathis 394 11/27/04 vs. William & Mary

Total Offense Yards
Antwan Smith 241 11/26/05 vs. Richmond

Returns

Kickoff Return Yards
Kevin Teel 167 11/25/06 vs. New Hampshire

Longest Kickoff Return
Jerome Mathis 93 (TD) 11/27/04 vs. William & Mary

Punt Return Yards
Marquay McDanaiel 51 11/26/05 vs. Richmond

Longest Punt Return
Donald Turner 30 11/28/98 vs. Connecticut

Longest Interception Return
Derius Swinton 39 11/25/06 vs. New Hampshire

Defense

Tackles
Deon Hunt 14 11/28/98 vs. Connecticut
Justin Durant 14 11/26/05 vs. Richmond
Justin Durant 14 11/25/06 vs. New Hampshire

Tackles For Loss
Justin Durant 2.5 11/27/04 vs. William & Mary

Sacks
Marcus Dixon 2 11/25/06 vs. New Hampshire

Interceptions
Derius Swinton 1 11/27/04 vs. William & Mary
Rudolph Foye 1 11/27/04 vs. William & Mary
Michael West 1 11/27/04 vs. William & Mary
Kensley Dougan 1 11/26/05 vs. Richmond
Rudolph Foye 1 11/26/05 vs. Richmond
Derius Swinton 1 11/25/06 vs. New Hampshire

Team

Rushing
Rushing Attempts 51 11/29/97 vs. Youngstown State
Rushing Yards 227 11/28/98 vs. Connecticut
Rushing Touchdowns 4 11/28/98 vs. Connecticut

Passing
Passing Attempts 35 11/26/05 vs. Richmond
Pass Completions 24 11/25/06 vs. New Hampshire

Passing Yards 258 11/26/05 vs. Richmond
Passing Touchdowns 2 11/27/04 vs. William & Mary
2 11/25/06 vs. New Hampshire

Passes Intercepted 2 11/29/97 vs. Youngstown State
2 11/26/05 vs. Richmond

Most Points 38 11/25/06 vs. New Hampshire

Most Yards of Total Offense 413 11/28/98 vs. Connecticut



Hampton University 2007 Football Schedule

It's a Vision Not a Dream

SEPTEMBER

1	OPEN		
8	at Howard*	Washington, DC	1:00 p.m.
15	at North Carolina A&T*	Greensboro, NC	6:00 p.m.
20	MORGAN STATE*	Hampton, VA	7:30 p.m.
29	DELAWARE STATE*	Hampton, VA	6:00 p.m.
	Alumni Day		

OCTOBER

6	at Princeton	Princeton, NJ	3:30 p.m.
13	at Norfolk State*	Norfolk, VA	2:00 p.m.
20	SOUTH CAROLINA STATE*	Hampton, VA	2:00 p.m.
27	at Winston-Salem State	Winston-Salem, NC	6:00 p.m.

NOVEMBER

3	at Bethune-Cookman*	Daytona Beach, FL	4:00 p.m.
10	FLORIDA A&M*	Hampton, VA	1:00 p.m.
17	SOUTHERN ILLINOIS	Hampton, VA	1:00 p.m.

*Denotes Mid-Eastern Athletic Conference contests

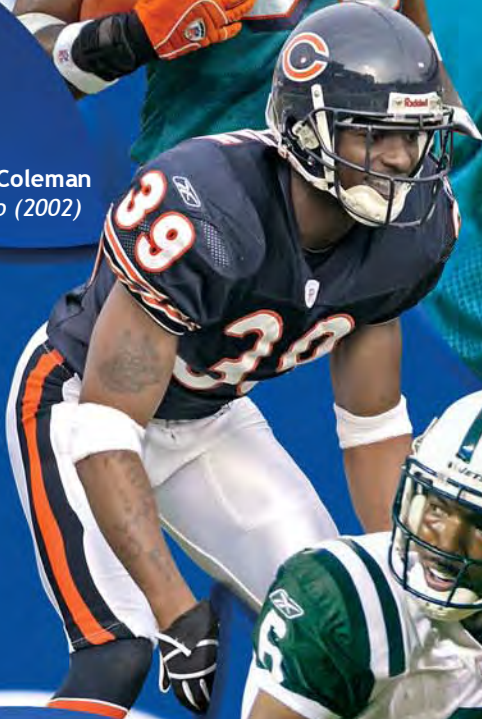
HEAD COACH Joe Taylor
DIRECTOR OF ATHLETICS Lonza Hardy, Jr.
PRESIDENT Dr. William R. Harvey

www.hamptonpirates.com


Darian Barnes
Tampa Bay (2002-03),
Dallas (2004),
Miami (2005-06),
New York Jets (2007 -)



Travis Coleman
Chicago (2002)



Justin Durant
Jacksonville
(2nd round pick in 2007)



Ataveus Cash
New York Jets (2002),
New York Giants
(2003)



Greg Scott
Washington (2002),
Cincinnati (2003)

