



# INDIANA

## WOMEN'S BASKETBALL

### #2/2 (1) Indiana (26-2) vs. (9) Michigan State (16-13)

Game 29 • Big Ten Tournament Quarterfinal

Friday, March 3, 2023 • Target Center • Minneapolis, Minn. • 12:30 p.m. ET

TV: BTN (Mike Hall, Meghan McKeown, Christy Winters Scott) • Radio: WHCC 105.1 FM (Austin Render) • Live Stats: BigTen.org

## 2022-23 SCHEDULE

Date	Opponent	Time/Result	TV
11/8	VERMONT	W, 86-49	
11/11	UMASS LOWELL	W, 93-37	
11/14	at # 11/4 Tennessee	W, 79-67	
11/17	BOWLING GREEN	W, 96-61	
11/20	QUINNIPIAC	W, 92-55	
<u>Las Vegas Invitational</u>			
11/25	vs. Auburn	W, 96-81	
11/26	vs. Memphis	W, 79-64	
<u>ACC/Big Ten Challenge</u>			
12/1	#6/6 UNC	W, 87-63	
12/4	ILLINOIS*	W, 65-61	
12/8	at Penn State*	W, 67-58	
12/18	MOREHEAD STATE	W, 87-24	
12/21	BUTLER	W, 67-50	
12/29	at Michigan State*	L, 78-83	
1/1	RV/RV NEBRASKA*	W, 74-62 (OT)	
1/8	at Northwestern*	W, 72-50	
1/12	#9/11 MARYLAND*	W, 68-61	
1/15	WISCONSIN*	W, 93-65	
1/18	at #21/24 Illinois*	W, 83-72	
1/23	at #13/16 Michigan*	W, 93-83	
1/26	#2/5 OHIO STATE*	W, 78-65	
1/29	RUTGERS*	W, 91-78	
2/1	at Minnesota*	W, 77-54	
2/5	at #RV/RV Purdue*	W, 69-46	
2/9	#5/6 IOWA*	W, 87-78	
2/13	at #13/12 Ohio State*	W, 83-59	
2/16	#12/13 MICHIGAN*	W, 68-52	
2/19	PURDUE*	W, 83-60	
2/26	at Iowa*	L, 85-86	
<u>Big Ten Tournament (Target Center, Minneapolis, Minn.)</u>			
3/3	Michigan St.	12:30 p.m.	BTN

All home games in **BOLD CAPS**

\* Big Ten Conference game

All Times Eastern

## THE OPENING TIP

Top seed Indiana will face 9-seed Michigan State in the Big Ten Tournament quarterfinal at Target Center on Friday afternoon. Tipoff is set for 12:30 p.m. on Big Ten Network.

## PROBABLE STARTERS

Indiana Hoosiers						Michigan State Spartans					
Head Coach: Teri Moren						Head Coach: Suzy Merchant/ Dean Lockwood (acting)					
Career Record: 397-220 (20th Season)						Career Record: 528-305 (28th Season)					
Indiana Record: 198-90 (9th Season)						MSU Record: 327-185 (16th Season)					
NO. PLAYER			HT. POS. YR.			NO. PLAYER			HT. POS. YR.		
12	Yarden Garzon		6-3	G	Fr.	0	Kamaria McDaniels		5-10	G	Gr.
22	Chloe Moore-McNeil		5-11	G	Jr.	5	Moria Joiner		5-10	G	Sr.
33	Sydney Parrish		6-0	G	Jr.	11	DeeDee Hagemann		5-8	G	So.
34	Grace Berger		6-0	G	Gr.	12	Matilda Ekh		6-0	G/F	So.
54	Mackenzie Holmes		6-3	F	Sr.	22	Isaline Alexander		6-3	F	So.

## 2022-23 ROSTER

#	Name	Ht.	Pos.	Yr.	Hometown/High School/Previous College
1	Lexus Bargesser	5-9	G	Fr.	Grass Lake, Mich./Grass Lake
12	Yarden Garzon	6-3	G	Fr.	Ra'anana, Israel/Ostrovsky
14	Sara Scalia	5-10	G	Sr.	Stillwater, Minn./Stillwater/Minnesota
21	Henna Sandvik	6-0	G	Fr.	Helsinki, Finland/Mäkelänrinne
22	Chloe Moore-McNeil	5-11	G	Jr.	Sharon, Tenn./Greenfield
23	Kiandra Browne	6-2	F	Jr.	Montreal, Quebec, Canada/St-Laurent
24	Mona Zaric	6-2	F	So.	Novi Sad, Serbia
25	Arielle Wisne	6-5	C	R-Jr.	Thornton, Colo./Horizon
32	Alyssa Geary	6-4	F	Gr.	Elmhurst, Ill./Nazareth Academy/Providence
33	Sydney Parrish	6-2	G	Jr.	Fishers, Ind./Hamilton Southeastern/Oregon
34	Grace Berger	6-0	G	Gr.	Louisville, Ky./Sacred Heart
52	Lilly Meister	6-3	F	Fr.	Rochester, Minn./John Marshall
54	Mackenzie Holmes	6-3	F	Sr.	Gorham, Maine/Gorham

Head Coach: Teri Moren

Associate Head Coach: Rhet Wierzba

Associate Head Coach: Glenn Box

Assistant Coach: Linda Sayavongchanh

Director of Operations: Liz Honegger

Director of Player Development: Briana Schomaeker

Athletic Trainer: Ben Tate

Team and Recruitment Analyst: McIntyre Webb

Team and Recruitment Coordinator: Ali Patberg

Graduate Managers: Shayna Gore, Brittney Patrick,

Liam Shanahan

### Pronunciation Guide

Bargesser – Bar-jess-er

Arielle Wisne Air-e-l Wiss-nee

Garzon – Gare-zone

Moren – MORE-in

Meister – My-stir

Sandvik – Sand-veek

Sayavongchanh – Cy-ya-vong-chen

Scalia – Skal-yuh

Wierzba – Weerz-buh

Zaric – Zar-itch



## 2022-23 RADIO/TV ROSTER



**1 • Lexus Bargesser**  
Freshman



**12 • Yarden Garzon**  
Freshman



**14 • Sara Scalia**  
Senior



**21 • Henna Sandvik**  
Freshman



**22 • Chloe Moore-McNeil**  
Junior



**23 • Kiandra Browne**  
Junior




**24 • Mona Zaric**  
Sophomore



**25 • Arielle Wisne**  
Redshirt Junior



**32 • Alyssa Geary**  
Graduate Student



**33 • Sydney Parrish**  
Junior



**34 • Grace Berger**  
Graduate Student



**52 • Lilly Meister**  
Freshman



**54 • Mackenzie Holmes**  
Senior



**Teri Moren**  
Head Coach



**Rhett Wierzbowski**  
Associate Head Coach



**Glenn Box**  
Associate Head Coach



**Linda Sayavongchanh**  
Assistant Coach



# 2023 BIG TEN WOMEN'S BASKETBALL TOURNAMENT

MARCH 1-5 • TARGET CENTER • MINNEAPOLIS, MINN.



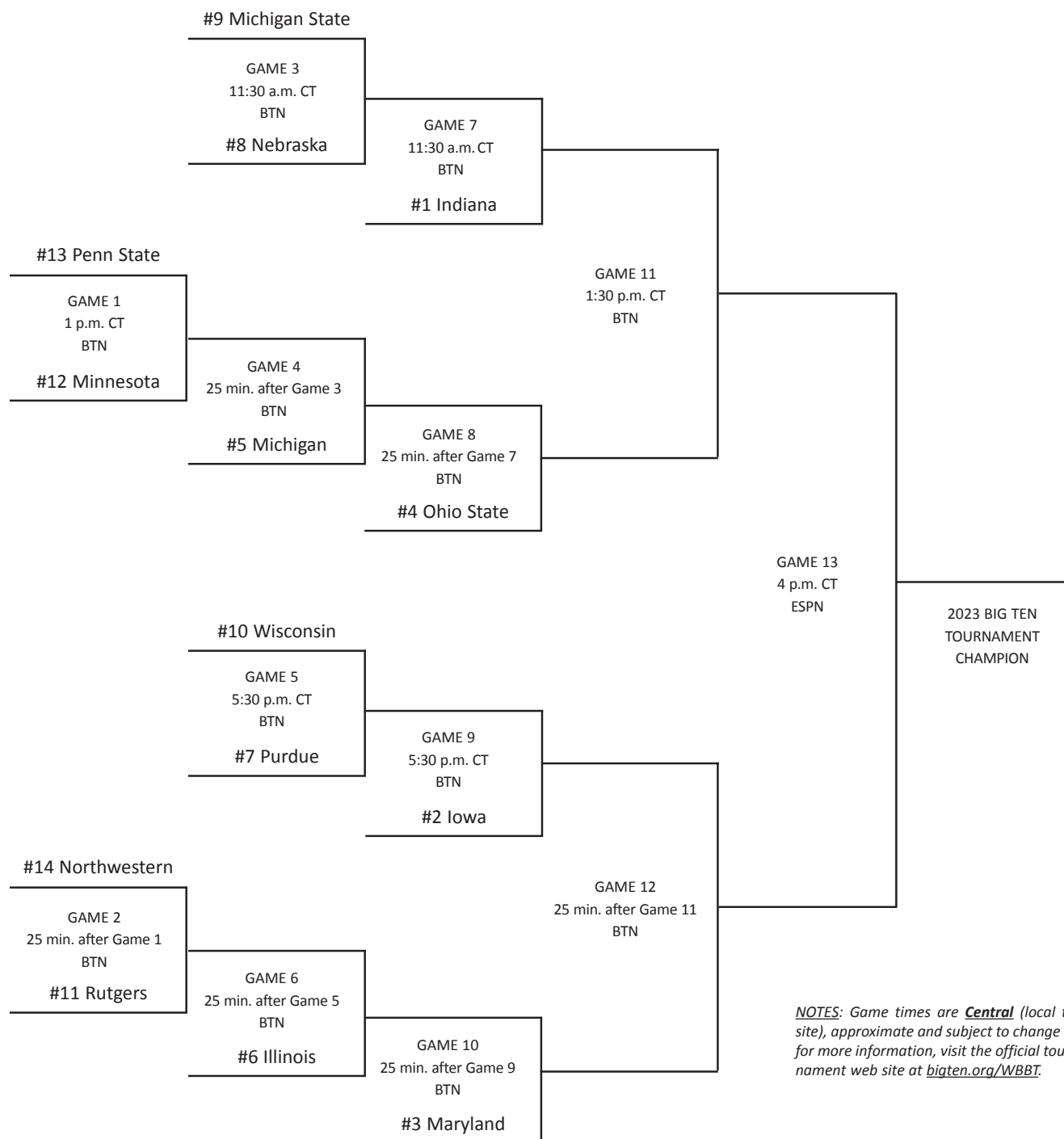
MARCH 1

MARCH 2

MARCH 3

MARCH 4

MARCH 5





## ALL THE AWARDS

Head coach Teri Moren was named the Big Ten Coach of the Year while senior forward Mackenzie Holmes was the Big Ten Defensive Player of the Year as six Hoosiers pulled in All-Big Ten awards. Moren becomes the first coach in program history to repeat as the Big Ten Coach of the Year, an honor she also picked up in 2016. Holmes becomes the first player in program history to win the Big Ten Defensive Player of the Year award. Holmes (unanimous) and graduate student guard Grace Berger were first team selections while junior guard Chloe Moore-McNeil earned second team honors from the media and honorable mention from the coaches and joined Holmes on the All-Defensive team. Junior guard Sydney Parrish earned All-Big Ten honorable mention honors while freshman guard Yarden Garzon joined her on the All-Big Ten honorable mention team and was on the five member All-Freshman team. Senior guard Sara Scalia was given the nod on the honorable mention team by the media. Moore-McNeil was the team's sportsmanship award honoree.

## PREVIOUSLY VS. THE SPARTANS

Indiana and Michigan State played just once this season in late December. The Hoosiers suffered their first loss of the season in East Lansing on Dec. 29, 83-78. Senior forward Mackenzie Holmes dropped a then career-high 32 points and 12 rebounds. While the Hoosiers shot 58.5 percent, they were forced into a season-high 21 turnovers in the loss.

## AT THE BIG TEN TOURNAMENT

In 28 years competing in the postseason tournament, the Hoosiers are 22-29 overall and ninth year head coach Teri Moren holds a record of 7-9. The Hoosiers have won one tournament championship in 2002 and are coming off its second championship game appearance in 2022. Indiana holds 1-2 all-time record against the Spartans in tournament action, most recently in 2021 when it fell 69-61.

## LAST TIME OUT

Indiana dropped a heartbreaker of a regular season finale at No. 6 Iowa on Sunday, 86-85. Iowa hit a 3-pointer at the buzzer to take the win. Five players scored in double figures behind 21 points from Holmes and 18 each from Berger and Moore-McNeil.

## ALL OURS

With Iowa's loss to Maryland on Feb. 21, Indiana claims the outright regular season Big Ten regular season title, its first in 40 years. It's the program's second overall, as the 1982-83 team tied for the regular season crown in the first year of the league's offering of a women's basketball regular season title.

## MOST BIG WINS

With a 16th victory in Big Ten play on Sunday, the Hoosiers set a new program best for wins in a conference season in its program's history. They previously won 16 games in 2020-21, the year it advanced to the Elite Eight in San Antonio.

## VS. THE TOP 25

Indiana picked up its ninth ranked win of the season on Thursday night over #12/13 Michigan. It's the most ranked wins in a single season in school history, besting the previous record of five set last season. It also has five wins over the Top 10 this season, the most by any team in NCAA Division I.

## SHARE THE SUGAR

The Hoosiers remain one of the best teams in the country at dishing out the ball this season. Currently, they are seventh in the nation in assist-to-turnover ratio (1.45) and eighth in assists per game (18.3). As a team, they've dished out 20 or more assists 12 times and dished out at least 15 assists in 24 of 28 games. Junior guard Chloe Moore-McNeil leads the way in both categories for her team, holding a +3.2 ratio, which is third in the country and averages 4.9 assists per outing.

## SHARP SHOOTING

Accuracy from the floor has been one of Indiana's strong suits this season, compiling a 50.2 percent clip from the floor, second in the Big Ten and the country. Helping add to that percentage is one of the nation's best shooters in Mackenzie Holmes, who is second in the nation in field goal percentage (69.5). The Hoosiers have shot 50 percent or higher in 17 games this season, shooting a season-high 62.7 percent against Rutgers. The Hoosiers have also increased their scoring productivity by 10.0 points this season, averaging 81.3 per game (71.3, 2021-22). The current school record for points per game by an IU women's team is 74.9, set in 2016-17. Their 50.2 field goal percentage would also beat out the 47.0 percent the program shot in 1985-86.

## MACK BEING MACK

Senior forward Mackenzie Holmes leads the way for Indiana in scoring and rebounding as she continues to dominate for Indiana this season. Holmes has scored in double figures in all 28 games and has 17 20-point scoring games and three 30 point scoring games. The Gorham, Maine native is averaging 22.7 points and 7.4 rebounds - both team-highs - and is shooting 69.5 percent from the floor, which leads the Big Ten. She scored 20 or more points in five-straight games from Nov. 20-Dec. 4 and is leading the way with 52 blocks (1.9 per game). Holmes is also closing in on the top five of career scoring at Indiana, heading into the regular season finale with 1,836 career points.

## DOUBLE DOUBLES

Holmes is also making her way up the career record for double-doubles. She has posted a team-high nine, which is 25th in the nation this year, and has 18 all-time, which is tied for eighth in school history. Seven of her nine double-doubles have come in league play, tying her for seventh all-time on the single season double-doubles in Big Ten play list in school history. All-time, Indiana is 14-4 when Holmes has a double-double.

## QUICK FACTS

School.....	Indiana University
Location.....	Bloomington, Ind.
Enrollment.....	48,514
Founded.....	1820
Nickname.....	Hoosiers
Colors.....	Cream and Crimson
Conference.....	Big Ten
Arena (Capacity).....	Simon Skjodt Assembly Hall
University President.....	Pamela Whitten
Athletics Director.....	Scott Dolson

## COACHING STAFF

Head Coach.....	Teri Moren
Alma Mater, Year.....	Purdue, 1992
Record at Indiana (Years).....	199-90 (9th year)
Career Record (Years).....	398-220 (20th year)
Associate Head Coaches.....	Rhet Wierzb ..... Glenn Box
Assistant Coach.....	Linda Sayavongchanh
Director of Operations.....	Liz Honegger
Director of Player Development	Briana Schomaeker
Team & Recruitment Analyst.....	McIntyre Webb
Team & Recruitment Coordinator.....	Ali Patberg
Basketball Office Phone.....	(812) 855-3013

## TEAM INFORMATION

Starters Returning/Lost.....	2/3
Letterwinners Returning/Lost.....	7/4

## 2021-22 IN REVIEW

Overall Record.....	24-9
Big Ten Record (Regular Season Finish).....	11-5 (5th)
Postseason Finish.....	NCAA Sweet Sixteen

## TEAM HISTORY

First Year of Women's Basketball.....	1971-72
Record (Years).....	860-660 (51st year)
Big Ten Record (Years).....	316-372 (37th year)
Big Ten Regular-Season Titles.....	1 (1983)
Big Ten Tournament Titles.....	1 (2002)
NCAA Tournament Appearances (Record).....	8 (8-8)
Last NCAA Tournament Appearance.....	2022
WNIT Championships.....	1 (2018)

## ATHLETICS STRATEGIC COMMUNICATIONS

Women's Basketball contact ..	Megan Kramper
Office Phone.....	812-856-4053
Cell Phone.....	618-334-5321
E-mail.....	mkramper@indiana.edu
Mailing Address.....	Athletics Media Relations ..... Assembly Hall, 1001 East 17th St. ..... Bloomington, IN 47408
Athletics Web Site.....	IUHoosiers.com
Women's Basketball on Twitter.....	@IndianaWBB
Teri Moren on Twitter.....	@TeriMoren
Basketball on Facebook.....	/IndianaWBB
Basketball on Instagram.....	/IndianaWBB



## CAREER BY THE NUMBERS

### CAREER DOUBLE-FIGURE SCORING GAMES

Grace Berger.....	94
Mackenzie Holmes.....	93
Sydney Parrish*.....	23
Chloe Moore-McNeil.....	22
Yarden Garzon.....	18
Sara Scalia*.....	11
Kiandra Browne.....	2
Lilly Meister.....	1

### CAREER 30-PLUS POINT SCORING GAMES

Mackenzie Holmes.....	4
-----------------------	---

### CAREER 20-PLUS POINT SCORING GAMES

Mackenzie Holmes.....	34
Grace Berger.....	21
Yarden Garzon.....	2
Sydney Parrish*.....	1
Sara Scalia.....	1

### CAREER DOUBLE-DOUBLES

Mackenzie Holmes.....	20
Grace Berger.....	10
Sydney Parrish*.....	6
Kiandra Browne.....	1
Yarden Garzon.....	1
Chloe Moore-McNeil.....	1

### CAREER TRIPLE-DOUBLES

Grace Berger.....	3
-------------------	---

### CAREER DOUBLE-FIGURE REBOUNDING GAMES

Mackenzie Holmes.....	22
Grace Berger.....	12
Sydney Parrish*.....	5
Kiandra Browne.....	2
Yarden Garzon.....	2
Chloe Moore-McNeil.....	1

### CAREER FIVE-PLUS ASSIST GAMES

Grace Berger.....	56
Chloe Moore-McNeil.....	14
Yarden Garzon.....	6
Lexus Bargesser.....	1
Sara Scalia*.....	1

### CAREER THREE-PLUS STEALS GAMES

Grace Berger.....	16
Sydney Parrish*.....	8
Chloe Moore-McNeil.....	8
Mackenzie Holmes.....	8
Sara Scalia*.....	2
Lexus Bargesser.....	1
Chloe Moore-McNeil.....	1
Yarden Garzon.....	1

### CAREER 3-PLUS 3-POINT FG MADE GAMES

Yarden Garzon.....	13
Sydney Parrish*.....	7
Sara Scalia*.....	7
Chloe Moore-McNeil.....	6
Grace Berger.....	2

### CAREER STARTS

Grace Berger.....	115
Mackenzie Holmes.....	83
Chloe Moore-McNeil.....	31
Yarden Garzon.....	29
Sydney Parrish*.....	23
Sara Scalia*.....	14
Kiandra Browne.....	8

## VERSUS THE OPPONENT

### 2022-23 STATS (ALL GAMES)

MSU	Category	IU
78.0	Points Per Game	81.3
66.2	Points Allowed Per Game	60.9
+11.8	Scoring Margin	+20.4
.428	Field Goal Percentage	.502
.408	Opponent FG Percentage	.390
.320	3-Pt. Field Goal Percentage	.364
.311	Opp. 3-Pt. FG Percentage	.305
.669	Free Throw Percentage	.754
39.0	Rebounds Per Game	36.7
+2.6	Rebounding Margin	+4.8
17.7	Assists Per Game	18.3
14.5	Turnovers Per Game	12.6
11.1	Steals Per Game	8.5
3.5	Blocks Per Game	4.6

### ABOUT THE SPARTANS

Michigan State has won five of its last six including a 67-64 victory over Nebraska in the second round of the Big Ten Tournament. All-Big Ten honorable mentions in graduate student guard Kamaria McDaniels leads the way with 13.7 points per game while sophomore guard/forward Matilda Ekh adds 12.3 points per outing.

### SERIES HISTORY

Michigan State leads 48-32

### LAST MEETING

12/29/22 - L, 78-83

### FRESHIE RECORDS IN DANGER

Freshman guard Yarden Garzon is threatening a multitude of IU freshmen records this season. She has made 62 3-pointers in 28 games, which is third all-time in a freshman season (record is 67). She's fourth in 3-point attempts (135) and her 11.3 points per game would be eighth all-time in a debut season. Her 62 3-pointers also ranks 10th all-time in a single season by any IU women's basketball player.

### FANS IN THE STANDS

For the first time in school history, Indiana sold out Simon Skjodt Assembly Hall on Sunday against Purdue. A record breaking crowd of 17,222 watched the Senior Day win over the Boilermakers, the fourth-largest crowd this season to watch an NCAA Division I women's basketball game. Indiana set the top four of the top five single game attendance records this season, also welcoming over 10k against Ohio State and Wisconsin and 13k against Iowa. Seven of the top 10 best attended games in school history have happened under ninth year head coach Teri Moren. Average attendance ranks third in the Big Ten this season and sixth in the nation (7,361 per game).

### IN THE RECORD BOOKS

Two Hoosiers currently have their name in the IU record book.

#### Grace Berger

1,779 career points (9th all-time)

553 career assists (2nd all-time)

#### Mackenzie Holmes

1,836 career points (T6th all-time)

203 career blocks (2nd all-time)

### IN THE POLLS

IU continued its streak of consecutive poll appearances with the release of the Week 15 national polls. IU is No. 2 in the Associated Press top 25 and No. 2 in the USA Today/WBCA coaches poll. Their No. 2 ranking is the highest in any poll in school history. Consecutive appearances in the polls increased to 75-consecutive weeks in the Associated Press top 25 and 59 weeks in the USA Today/WBCA

coaches poll.

### IN THE NET

Indiana comes in at No. 4 in the NCAA women's basketball NET rankings. The NET ranking takes into account game results, strength of schedule, game location, scoring margin, net offensive and defensive efficiency, and the quality of wins and losses. IU is the highest rated team in the NET.

### THREE NAMED TO WATCH LISTS

Three Hoosiers earned spots on preseason award watch lists for the 2022-23 season.

#### Grace Berger

2023 Cheryl Miller Award preseason watch list  
2023 Jersey Mike's Naismith Trophy women's watch list

2023 Wooden Award preseason Top 50

2023 preseason Wade Watch list

#### Mackenzie Holmes

2023 Lisa Leslie Award preseason watch list  
and Top 10 (nation's top center)

2023 Jersey Mike's Naismith Trophy women's watch list, midseason team

2023 Wooden Award preseason Top 50, midseason Top 25 and Late Season Top 20

2023 USBWA Ann Meyers Drysdale Player of the Year watch list

#### Sara Scalia

2023 Ann Meyers Drysdale Award watch list  
(nation's top shooting guard)



## TOP 25 POLLS

### ASSOCIATED PRESS WEEK 18 POLL FEBRUARY 27, 2023

Rank	School	Record	Points	Previous
1	South Carolina(28)	29-0	700	1
2	<b>Indiana</b>	<b>26-2</b>	<b>650</b>	2
3	Utah	25-3	599	8
4	LSU	27-1	590	5
5	<b>Maryland</b>	<b>24-5</b>	<b>588</b>	7
6	Stanford	27-4	587	3
7	<b>Iowa</b>	<b>23-6</b>	<b>560</b>	6
8	Virginia Tech	24-4	497	9
9	UConn	25-5	484	4
10	Notre Dame	24-4	481	10
11	Villanova	25-5	378	15
12	Texas	22-7	355	19
13	Duke	24-5	347	11
14	<b>Ohio State</b>	<b>23-6</b>	<b>331</b>	16
15	Gonzaga	27-3	282	18
16	Oklahoma	22-5	273	13
17	<b>Michigan</b>	<b>21-8</b>	<b>202</b>	12
18	<b>North Carolina</b>	<b>20-9</b>	<b>183</b>	22
19	UCLA	22-8	181	17
20	Colorado	22-7	174	21
21	Arizona	21-8	144	14
22	UNLV	27-2	122	24
23	Iowa State	18-8	115	20
24	Middle Tennessee	23-4	58	25
25	South Florida	25-5	42	NR

**Others receiving votes:** Creighton 34, **Tennessee 31**, Florida State 24, Oklahoma State 18, Florida Gulf Coast 13, Ole Miss 13, South Dakota State 10, USC 10, Toledo 8, Louisville 8, **Illinois 5**, NC State 3

**Dropped from rankings:** Florida State 23, **Illinois 25**

2022-23 opponents in **bold**

### USA TODAY/WBCA COACHES WEEK 17 POLL FEBRUARY 28, 2023

Rank	School	Record	Points	Prev.
1	South Carolina (32)	29-0	800	1
2	<b>Indiana</b>	<b>26-2</b>	<b>738</b>	2
3	LSU	27-1	731	4
4	Utah	26-3	690	7
5	Stanford	27-4	671	3
6	<b>Maryland</b>	<b>24-5</b>	<b>634</b>	8
7	<b>Iowa</b>	<b>23-6</b>	<b>615</b>	6
8	Virginia Tech	24-4	573	9
9	UConn	26-5	562	5
10	Notre Dame	24-4	533	10
11	Villanova	26-5	441	15
12	Duke	24-5	405	12
13	Oklahoma	22-5	403	14
14	<b>Ohio State</b>	<b>23-6</b>	<b>391</b>	13
15	Gonzaga	27-3	338	18
16	UCLA	22-8	269	16
17	Texas	22-8	225	20
18	<b>Michigan</b>	<b>21-8</b>	<b>213</b>	17
19	<b>North Carolina</b>	<b>20-9</b>	<b>212</b>	21
20	Arizona	21-8	207	14
21	Colorado	23-7	163	22
22	South Florida	25-5	151	23
23	Iowa State	18-8	142	19
24	Florida Gulf Coast	28-3	93	24
25	UNLV	27-2	88	25

**Others receiving votes:** Middle Tennessee 29, NC State 21, USC 21, **Tennessee 10**, Baylor 9, Ole Miss 9, South Dakota State 7, Florida State 3, Oregon 1, UMass 1, Louisville 1

2022-23 opponents in **bold**

## STREAKS

### TEAM

Current Streak	Lost 1
Current Home Streak	Won 16
Current Road Streak	Lost 1
Current Conference Streak	Lost 1

### INDIVIDUAL

Consecutive Games With a Point	
40	Holmes
Consecutive Games With a Rebound	
40	Holmes
Consecutive Games With Double Digit Scoring	
29	Holmes
Consecutive Games With an Assist	
28	Moore-McNeil
Consecutive Games With a Block	
20	Holmes

### SEASON

Wins	0, (2/26/23-present)
Home Wins	16, (11/8/22-present)
Road Wins	0, (2/26/23-present)
Conference Wins	0, (2/26/23-present)

## SEASON DOUBLE-DOUBLES

### Grace Berger (3)

13 points, 10 rebounds	at Tennessee (11/14/22)
16 points, 10 rebounds	at #13/12 Ohio State (2/13/23)
14 points, 10 assists	vs. Purdue (2/19/23)

### Mackenzie Holmes (9)

16 points, 10 rebounds	at #11/4 Tennessee (11/14/22)
26 points, 12 rebounds	vs. Auburn (11/25/22)
18 points, 10 rebounds	at Penn State (12/8/22)
32 points, 12 rebounds	at Michigan State (12/29/22)
22 points, 10 rebounds	vs. Nebraska (1/1/23)
24 points, 13 rebounds	at Northwestern (1/8/23)
15 points, 10 rebounds	vs. 9/11 Maryland (1/12/23)
30 points, 10 rebounds	vs. #21 Illinois (1/18/23)
25 points, 10 rebounds	at #13/16 Michigan (1/23/23)

### Sydney Parrish (4)

11 points, 10 rebounds	vs. Bowling Green (11/17/22)
12 points, 10 rebounds	vs. Illinois (12/4/22)
12 points, 20 rebounds	vs. #2/5 Ohio State (1/26/23)
13 points, 10 rebounds	vs. Purdue (2/19/23)

### Yarden Garzon (1)

20 points, 10 rebounds	vs. #2/5 Ohio State (1/26/23)
------------------------	-------------------------------

## THE HOOSIERS WHEN...

Home	16-0
Away	7-2
Neutral	2-0
Playing in overtime	1-0
Leading at half	22-0
Trailing at half	2-2
Tied at half	1-0
IU outrebounds an opponent	16-1
IU gets outrebounded	6-1
Ties in rebounds	3-0
IU shoots 50 percent or better	15-1
IU shoots less than 50 percent	11-1
Opponent shoots 50 percent or better	0-2
Opponent shoots less than 50 percent	25-0
IU shoots 70 percent or better from FT line	15-2
IU shoots less than 70 percent from FT line	9-0
Opponent shoots 70 percent or better from FT line	10-1
Opponent shoots less than 70 percent from FT line	15-1
IU makes more free throws than opponent	18-1
IU makes less free throws than opponent	5-1
IU is equal in free throws as opponent	2-0
IU hits 5 or less 3-pointers	8-1
IU hits 6-9 3-pointers	13-1
IU hits 10+ 3-pointers	4-0
IU scores 59 points or fewer	0-0
IU scores between 60-69 points	6-0
IU scores between 70-79 points	6-1
IU scores between 80-89 points	6-1
IU scores 90+ points	7-0
Holding opponent to 59 points or fewer	11-0
Holding opponent to between 60-69 points	11-0
Opponent scores 70 or more points	3-2
IU wins offensive glass	11-1
IU loses offensive glass	12-1
Ties offensive glass	2-0
IU wins defensive glass	20-2
IU loses defensive glass	3-0
Ties defensive glass	2-0
IU has 12 or fewer turnovers	16-1
IU has more than 12 turnovers	9-1
Leading with five minutes left in regulation	23-0
Trailing with five minutes left in regulation	1-2
Tied with five minutes left in regulation	1-0
Three IU players score in double figures	11-0
Four IU players score in double figures	13-2
Five IU players score in double figures	3-0
Six IU players score in double figures	2-0
Margin is 5 points or fewer	1-2
Margin is 6-10 points	5-0
Margin is 11-20 points	7-0
Margin is 21 or more points	12-0
Playing on Monday	2-0
Playing on Tuesday	1-0
Playing on Wednesday	3-0
Playing on Thursday	7-1
Playing on Friday	2-0
Playing on Saturday	1-0
Playing on Sunday	8-1
Playing in November	7-0
Playing in December	5-1
Playing in January	8-0
Playing in February	5-1
Playing in March	0-0
Night Games	13-0
Day Games	12-2



## THE LAST TIME AN INDIANA TEAM

Scored 100 Points .....	100, vs. Eastern Kentucky (11/25/20)
Scored 90 Points .....	91, vs. Rutgers (1/29/23)
Scored Fewer than 60 Points .....	58, vs. UCONN (3/26/22)
Scored Fewer than 50 Points .....	46, at Michigan State (12/28/17)
Won by 100 Points .....	Never
Won by 30 Points or More .....	37, vs. Wisconsin (1/15/23)
Shot 65 pct from the floor .....	67.6, vs. Michigan State (1998)
Shot 60 pct from the floor .....	62.7, vs. Rutgers (1/29/23)
Shot 50 pct from the floor .....	53.3, vs. Purdue (2/19/23)
Shot less than 35 pct from the floor .....	33.3, vs. UConn (3/26/22)
Shot 50 pct from 3-point range .....	50.0, vs. Iowa (2/9/23)
Made 10 3-point field goals .....	11, vs. Purdue (2/19/23)
Shot 75 pct from the FT line (min. 5 made) .....	94.1, at Iowa (2/26/23)
Shot less than 50 pct from the FT line .....	37.5, vs. Minnesota (1/4/17)
Had 70 or more Rebounds .....	Never
Had 60-70 Rebounds .....	61, vs. Nebraska (12/20/20)
Had 50-60 Rebounds .....	50, at Wisconsin (2/24/21)
Had 30 Offensive Rebounds .....	Never
Had 20 Offensive Rebounds .....	23, vs. Nebraska (12/20/20)
Had 40 or more Assists .....	Never
Had 30-40 Assists .....	Never
Had 20-29 Assists .....	20, vs. Purdue (2/19/23)
Had 20 Turnovers .....	24, vs. Miami (11/27/21)
Had less than 10 Turnovers .....	8, at Iowa (2/26/23)
Had 5 or less Turnovers .....	2, at Penn State (1/7/21)
Had 10-20 Steals .....	12, at Minnesota (2/1/23)
Had 20 or More Steals .....	24, vs. Ball State (1991)
Had 15 Blocked Shots .....	Never
Had 10 Blocked Shots .....	11, vs. Eastern Kentucky (11/25/20)
Had two 30-point scorers .....	Never
Had three 20-point scorers .....	Never
Had two 20-point scorers .....	Holmes (24), Berger (26), vs. Iowa (2/9/23)
Had seven double-figure scorers .....	Never
Had six double-figure scorers .....	at Michigan (1/23/23)
Had five double-figure scorers .....	vs. Purdue (2/19/23)
Had four double-figure scorers .....	at Iowa (2/26/23)
Had no players score in double figures .....	at Michigan (2/18/15)
Had two double-figure rebounders .....	Parrish (11), Garzon (10), vs. Ohio State (1/26/23)
Had three double-figure rebounders .....	Never
Had three with double-doubles .....	Never
Had two with double-doubles .....	Parrish and Berger (vs. Purdue 2/19/23)
Had two with double figure assists .....	Never
Scored 70 points or more in the first half .....	Never
Scored 60 points or more in first half .....	62, vs. Nicholls State (11/10/19)
Scored 50 points or more in first half .....	50, vs. Rutgers (1/29/23)
Scored 60 pts or more in second half .....	64, vs. Iowa (2/19/22)
Scored 50 points or more in the second half .....	54, vs. MSU (2/12/22)
Scored 20 points or less in first half .....	Never
Scored 20 points or less in second half .....	Never
Failed to make a 3-point field goal .....	vs. Arizona (3/29/21)
Defeated a ranked team .....	vss. 5/6 Iowa (2/9/23)
Defeated a top 10 team .....	vs. 5/6 Iowa (2/9/23)
Lost to a ranked team .....	at 6/6 Iowa (2/26/23)
Lost to an unranked team .....	at Michigan St. (12/29/22)
Lost to an unranked team at home .....	vs. Tennessee (12/17/20)
Lost a regular season, non-conference game .....	vs. NC State (12/2/21)
Lost a regular season, non-conference home game .....	vs. NC State (12/2/21)
Won an overtime game .....	vs. Nebraska (1/1/23)
Lost an overtime game .....	vs. Northwestern (69-71, 1/16/20)
Won a double-overtime game .....	vs. Minnesota (80-77, 1/17/08)
Lost a double-overtime game .....	at Iowa (85-91, 1/12/20)
Won a triple-overtime game .....	Never
Lost a triple-overtime game .....	Never
Won a quadruple-overtime game .....	vs. Michigan State (3/1/18)
Lost a quadruple-overtime game .....	Never

## THE LAST TIME AN INDIANA INDIVIDUAL

Recorded a Triple-Double (Pts/Reb/Ast) ..	Grace Berger (17, 11, 10) vs. Penn St. (2/10/21)
Recorded a Triple-Double (Pts/Reb/Blk) .....	Never
Recorded a Double-Double (Pts/Reb) .....	Sydney Parrish (13, 10 vs. Purdue 2/19/23)
Recorded a Double-Double (Pts/Ast) .....	Grace Berger (14, 10 vs. Purdue 2/19/23)
Tyra Buss (17, 10 vs. Chattanooga, 11/20/17)	
Recorded a Double-Double(Reb/Ast) .....	Never
Recorded a Double-Double (Pts/Blk) .....	Never
Had a 30/10 Performance (Pts/Reb) .....	Mackenzie Holmes (30, 10 at Illinois 1/18/23)
Had a 20/10 Performance (Pts/Ast) .....	Tyra Buss (28, 11 vs. Arkansas State, 11/11/17)
Had a 20/10 Performance (Pts/Reb) ..	Mackenzie Holmes (25, 10) at Michigan (1/23/23)
Had a 20/20 Performance (Pts/Reb) .....	Never
Had a 30/20 Performance (Pts/Reb) .....	Jill Chapman (35, 21 vs. Ball State 12/4/99)
Had a 40/20 Performance (Pts/Reb) .....	Never
Scored 50 Points .....	Never
Scored 40 Points .....	40, Karna Abram, vs. Michigan State (1987)
Scored 30 Points .....	30, Mackenzie Holmes, at Illinois (12/18/23)
Had 20 Rebounds .....	20, Alexis Gassion, vs. Oakland (12/17/16)
Had 15 Rebounds .....	15, Kym Royster, vs. Southern (11/14/17)
Had 10 Assists .....	10, Grace Berger vs. Purdue 2/19/23)
Had 5 Steals .....	5, Sydney Parrish, at Minnesota (2/1/23)
Had 5 Blocked Shots .....	5, Mackenzie Holmes, vs. Michigan (2/16/23)
Had 10 Blocked Shots .....	10, Quacy Barnes, vs. Youngstown State, (1997)

## THE LAST TIME AN INDIANA OPPONENT

Scored 100 Points .....	Michigan State (109, 3/1/18)
Scored 90 Points .....	Iowa (96, 2/19/22)
Scored Fewer than 60 Points .....	Minnesota (2/1/23)
Scored Fewer than 50 Points .....	Morehead State (24, 12/18/22)
Scored Fewer than 40 Points .....	Morehead State (24, 12/18/22)
Scored Fewer than 30 Points .....	Morehead State (24, 12/18/22)
Won by 30 Points .....	Maryland, (36, 2/5/18)
Shot 65 pct from the floor .....	Never
Shot 60 pct from the floor .....	Ohio State (63.1%, 1/8/15)
Shot 50 pct from the floor .....	Iowa (51.7%, 2/26/23)
Shot less than 35 pct from the floor .....	Minnesota (33.9%, 2/1/23)
Shot 50 pct from 3-point range .....	Michigan (50.0%, 1/23/23)
Shot less than 35 pct from 3-point range .....	Purdue (27.3%, 2/19/23)
Made 10 3-point field goals .....	Iowa (11, 2/26/23)
Shot 75 pct from FT line (min. 5 made) .....	Iowa (15-20, 75.0%, 2/26/23)
Shot less than 50 pct from the FT line .....	Morehead State (25.0%, 12/18/22)
Had 50 Rebounds .....	Michigan (52, 1/31/22)
Had 20 Offensive Rebounds .....	South Carolina (20, 11/28/2019)
Had 20 Assists .....	Iowa (21, 3/6/22)
Had 20 Turnovers .....	Minnesota (29, 2/1/23)
Had less than 10 Turnovers .....	Iowa (7, 2/26/23)
Had 10 Steals .....	Maryland (13, 1/2/22)
Had 10 Blocked Shots .....	Michigan St. (13, 12/29/22)
Had two 20-point scorers .....	Michigan (1/23/22)
Had two double-figure rebounders .....	UConn (3/26/22)
Had no players in double figures .....	Morehead State (12/18/22)
Scored 50 points or more in first half .....	Never
Scored 50 points or more in the second half .....	Iowa (64, 2/19/22)
Scored 20 points or less in first half .....	Minnesota (20, 2/1/23)
Scored 20 points or less in second half .....	Morehead State (12, 12/18/22)
Failed to make a 3-point field goal .....	Maryland (3/4/22)

## THE LAST TIME AN OPPONENT INDIVIDUAL

Had a 30/10 Performance (Pts/Reb) .....	Monika Czinano, Iowa (30, 10 3/6/22)
Had a 20/10 Performance (Pts/Reb) .....	Cameron Brink, Stanford (21, 22 11/25/21)
Scored 20 Points .....	Lasha Petree, Purdue (23, 2/19/23)
Scored 30 Points .....	Caitlin Clark, Iowa (34, 2/26/23)
Scored 40 Points .....	N/A*
Had 20 Rebounds .....	Cameron Brink, Stanford (22, 11/25/21)
Had 15 Rebounds .....	Angel Reese (16, 2/25/22)
Had 10 Assists .....	Caitlin Clark (10, 2/9/23)
Had 5 Steals .....	DeeDee Hagemann (5, 12/29/22)
Had 5 Blocked Shots .....	Cameron Brink, Stanford (11/25/21)

\*Records available beginning in 2008-09



## 2022-23 OVERALL STATISTICS

### Game Records

Record	Overall	Home	Away	Neutral
ALL GAMES	26-2	16-0	8-2	2-0
CONFERENCE	16-2	9-0	7-2	0-0
NON-CONFERENCE	10-0	7-0	1-0	2-0

### Score by Periods

Team	1st	2nd	3rd	4th	OT	TOT
Indiana	580	571	552	560	12	2275
Opponents	436	387	429	453	0	1705

### Team Box Score

No.	Player				Total		3-Point		F-Throw		Rebounds											
		GP-GS	MIN	AVG	FG-FGA	FG%	3FG-3FGA	3FG%	FT-FTA	FT%	OFF	DEF	TOT	AVG	PF	DQ	A	TO	BLK	STL	PTS	AVG
54	HOLMES, Mackenzie	28-28	860:27	30.7	260-374	.695	2-8	.250	109-155	.703	59	147	206	7.4	77	1	32	59	53	31	631	22.5
34	BERGER, Grace	20-20	621:27	31.1	100-204	.490	9-22	.409	39-52	.750	12	79	91	4.6	36	0	118	50	4	24	248	12.4
33	PARRISH, Sydney	28-22	812:57	29.0	116-258	.450	49-134	.366	65-90	.722	35	122	157	5.6	88	5	53	47	16	48	346	12.4
12	GARZON, Yarden	28-28	835:39	29.8	114-246	.463	62-135	.459	25-29	.862	16	130	146	5.2	80	4	86	64	24	25	315	11.3
22	MOORE-MCNEIL, Chloe	28-28	930:46	33.2	83-187	.444	28-88	.318	72-84	.857	24	89	113	4.0	46	0	135	41	12	43	266	9.5
14	SCALIA, Sara	28-14	761:33	27.2	87-246	.354	45-133	.338	39-44	.886	9	72	81	2.9	24	0	44	40	1	26	258	9.2
3	PETERSON, Kaitlin	6-0	78:19	13.1	11-29	.379	2-12	.167	0-0	.000	1	4	5	0.8	3	0	4	2	0	8	24	4.0
52	MEISTER, Lilly	27-0	161:08	6.0	23-37	.622	0-0	.000	14-19	.737	20	33	53	2.0	29	1	4	11	6	5	60	2.2
32	GEARY, Alyssa	19-0	120:24	6.3	17-33	.515	1-5	.200	6-11	.545	12	19	31	1.6	17	0	5	7	8	2	41	2.2
1	BARGESSER, Lexus	27-0	214:57	8.0	22-39	.564	0-0	.000	10-14	.714	6	23	29	1.1	25	0	25	12	3	17	54	2.0
24	ZARIC, Mona	13-0	61:56	4.8	6-12	.500	1-5	.200	1-2	.500	4	7	11	0.8	6	0	1	4	1	3	14	1.1
25	WISNE, Arielle	9-0	13:54	1.5	2-3	.667	0-0	.000	1-3	.333	2	1	3	0.3	2	0	0	1	0	0	5	0.6
21	SANDVIK, Henna	20-0	141:49	7.1	5-16	.313	1-8	.125	0-2	.000	4	13	17	0.9	9	0	5	7	0	4	11	0.6
23	BROWNE, Kiandra	6-0	09:46	1.6	1-4	.250	0-0	.000	0-0	.000	0	1	1	0.2	1	0	1	1	0	1	2	0.3
Team											48	36	84					8				
Total		28	5625		847-1688	.502	200-550	.364	381-505	.754	252	776	1028	36.7	443	11	513	354	128	237	2275	81.3
Opponents		28	5625		636-1629	.390	150-492	.305	283-432	.655	268	626	894	31.9	491	7	315	459	84	169	1705	60.9

### Team Statistics

	IND	OPP
<b>Scoring</b>	<b>2275</b>	<b>1705</b>
Points per game	81.3	60.9
Scoring margin	+20.4	-
<b>Field goals-att</b>	<b>847-1688</b>	<b>636-1629</b>
Field goal pct	.502	.390
<b>3 point fg-att</b>	<b>200-550</b>	<b>150-492</b>
3-point FG pct	.364	.305
3-pt FG made per game	7.1	5.4
<b>Free throws-att</b>	<b>381-505</b>	<b>283-432</b>
Free throw pct	.754	.655
F-Throws made per game	13.6	10.1
<b>Rebounds</b>	<b>1028</b>	<b>894</b>
Rebounds per game	36.7	31.9
Rebounding margin	+4.8	-
<b>Assists</b>	<b>513</b>	<b>315</b>
Assists per game	18.3	11.3
<b>Turnovers</b>	<b>354</b>	<b>459</b>
Turnovers per game	12.6	16.4
Turnover margin	+3.8	-
Assist/turnover ratio	1.4	0.7
<b>Steals</b>	<b>237</b>	<b>169</b>
Steals per game	8.5	6.0
<b>Blocks</b>	<b>128</b>	<b>84</b>
Blocks per game	4.6	3.0
<b>Winning streak</b>	<b>0</b>	<b>-</b>
Home win streak	16	-
<b>Attendance</b>	<b>117781</b>	<b>65654</b>
Home games-Avg/Game	16-7361	10-6565
Neutral site-Avg/Game	-	2-1093

### Team Results

Date	Opponent		Score	Att.
11/08/2022	Vermont	W	86-49	4003
11/11/2022	UMass Lowell	W	93-37	4125
11/14/2022	at Tennessee	W	79-67	7768
11/17/2022	Bowling Green	W	96-61	3673
11/20/2022	Quinnipiac	W	92-55	3912
11/25/2022	vs Auburn	W	96-81	1093
11/26/2022	vs Memphis	W	79-64	1093
12/01/2022	North Carolina	W	87-63	5939
12/04/2022	Illinois	W	65-61	5381
12/08/2022	at Penn St.	W	67-58	1621
12/18/2022	Morehead St.	W	87-24	4720
12/21/2022	Butler	W	67-50	5898
12/29/2022	at Michigan St.	L	78-83	4533
01/01/2023	Nebraska	Wot	74-62	7152
01/08/2023	at Northwestern	W	72-50	1923
01/12/2023	Maryland	W	68-61	5789
01/15/2023	Wisconsin	W	93-56	10422
01/18/2023	at Illinois	W	83-72	5583
01/23/2023	at Michigan	W	92-83	2987
01/26/2023	Ohio St.	W	78-65	10455
01/29/2023	Rutgers	W	91-68	8598
02/01/2023	at Minnesota	W	77-54	4129
02/05/2023	at Purdue	W	69-46	14876
02/09/2023	Iowa	W	87-78	13046
02/13/2023	at Ohio St.	W	83-59	7178
02/16/2023	Michigan	W	68-52	7446
02/19/2023	Purdue	W	83-60	17222
02/26/2023	at Iowa	L	85-86	15056



## 2022-23 BIG TEN STATISTICS

### Game Records

Record	Overall	Home	Away	Neutral
ALL GAMES	16-2	9-0	7-2	0-0
CONFERENCE	16-2	9-0	7-2	0-0
NON-CONFERENCE	0-0	0-0	0-0	0-0

### Score by Periods

Team	1st	2nd	3rd	4th	OT	TOT
Indiana	349	347	363	342	12	1413
Opponents	294	272	286	302	0	1154

### Team Box Score

No.	Player				Total		3-Point		F-Throw		Rebounds											
		GP-GS	MIN	AVG	FG-FGA	FG%	3FG-3FGA	3FG%	FT-FTA	FT%	OFF	DEF	TOT	AVG	PF	DQ	A	TO	BLK	STL	PTS	AVG
54	HOLMES, Mackenzie	18-18	601:46	33.4	179-262	.683	1-3	.333	74-108	.685	35	102	137	7.6	51	1	20	36	39	26	433	24.1
34	BERGER, Grace	14-14	476:25	34.0	72-151	.477	7-16	.438	35-47	.745	7	54	61	4.4	29	0	89	38	3	18	186	13.3
33	PARRISH, Sydney	18-18	541:55	30.1	76-170	.447	34-90	.378	43-55	.782	20	80	100	5.6	60	4	33	33	12	28	229	12.7
12	GARZON, Yarden	18-18	576:47	32.0	67-149	.450	35-84	.417	18-20	.900	13	95	108	6.0	56	3	48	46	16	19	187	10.4
22	MOORE-MCNEIL, Chloe	18-18	632:60	35.2	56-133	.421	17-57	.298	46-56	.821	17	54	71	3.9	35	0	84	30	6	31	175	9.7
14	SCALIA, Sara	18-4	459:29	25.5	43-135	.319	22-72	.306	23-26	.885	5	41	46	2.6	14	0	31	27	0	14	131	7.3
52	MEISTER, Lilly	17-0	97:00	5.7	12-18	.667	0-0	.000	8-10	.800	10	23	33	1.9	21	1	1	5	5	1	32	1.9
1	BARGESESSER, Lexus	17-0	122:59	7.2	10-22	.455	0-0	.000	5-7	.714	5	13	18	1.1	13	0	8	7	2	7	25	1.5
21	SANDVIK, Henna	14-0	66:23	4.7	4-9	.444	0-3	.000	0-2	.000	1	6	7	0.5	4	0	1	5	0	2	8	0.6
32	GEARY, Alyssa	9-0	27:16	3.0	2-7	.286	0-0	.000	1-4	.250	3	5	8	0.9	4	0	1	2	1	0	5	0.6
23	BROWNE, Kiandra	6-0	09:46	1.6	1-4	.250	0-0	.000	0-0	.000	0	1	1	0.2	1	0	1	1	0	1	2	0.3
25	WISNE, Arielle	5-0	05:36	1.1	0-0	.000	0-0	.000	0-0	.000	0	0	0	0.0	0	0	0	0	0	0	0	0.0
24	ZARIC, Mona	6-0	06:37	1.1	0-0	.000	0-0	.000	0-0	.000	1	0	1	0.2	1	0	0	0	0	0	0	0.0
Team											31	21	52					7				
Total		18	3625		522-1060	.492	116-325	.357	253-335	.755	148	495	643	35.7	289	9	317	237	84	147	1413	78.5
Opponents		18	3625		435-1050	.414	92-307	.300	192-288	.667	165	419	584	32.4	318	6	209	280	57	117	1154	64.1

### Team Statistics

	IND	OPP
<b>Scoring</b>	<b>1413</b>	<b>1154</b>
Points per game	78.5	64.1
Scoring margin	+14.4	-
<b>Field goals-att</b>	<b>522-1060</b>	<b>435-1050</b>
Field goal pct	.492	.414
<b>3 point fg-att</b>	<b>116-325</b>	<b>92-307</b>
3-point FG pct	.357	.300
3-pt FG made per game	6.4	5.1
<b>Free throws-att</b>	<b>253-335</b>	<b>192-288</b>
Free throw pct	.755	.667
F-Throws made per game	14.1	10.7
<b>Rebounds</b>	<b>643</b>	<b>584</b>
Rebounds per game	35.7	32.4
Rebounding margin	+3.3	-
<b>Assists</b>	<b>317</b>	<b>209</b>
Assists per game	17.6	11.6
<b>Turnovers</b>	<b>237</b>	<b>280</b>
Turnovers per game	13.2	15.6
Turnover margin	+2.4	-
Assist/turnover ratio	1.3	0.7
<b>Steals</b>	<b>147</b>	<b>117</b>
Steals per game	8.2	6.5
<b>Blocks</b>	<b>84</b>	<b>57</b>
Blocks per game	4.7	3.2
<b>Winning streak</b>	<b>0</b>	<b>-</b>
Home win streak	9	-
<b>Attendance</b>	<b>85511</b>	<b>57886</b>
Home games-Avg/Game	9-9501	9-6432
Neutral site-Avg/Game	-	0-0

### Team Results

Date	Opponent		Score	Att.
12/04/2022	Illinois	W	65-61	5381
12/08/2022	at Penn St.	W	67-58	1621
12/29/2022	at Michigan St.	L	78-83	4533
01/01/2023	Nebraska	Wot	74-62	7152
01/08/2023	at Northwestern	W	72-50	1923
01/12/2023	Maryland	W	68-61	5789
01/15/2023	Wisconsin	W	93-56	10422
01/18/2023	at Illinois	W	83-72	5583
01/23/2023	at Michigan	W	92-83	2987
01/26/2023	Ohio St.	W	78-65	10455
01/29/2023	Rutgers	W	91-68	8598
02/01/2023	at Minnesota	W	77-54	4129
02/05/2023	at Purdue	W	69-46	14876
02/09/2023	Iowa	W	87-78	13046
02/13/2023	at Ohio St.	W	83-59	7178
02/16/2023	Michigan	W	68-52	7446
02/19/2023	Purdue	W	83-60	17222
02/26/2023	at Iowa	L	85-86	15056



## FINAL BIG TEN STANDINGS

TEAM	B1G	PCT.	OVERALL	PCT.
Indiana	16-2	.889	26-2	.929
Maryland	15-3	.833	24-5	.828
Iowa	15-3	.833	23-6	.793
Ohio State	12-6	.667	23-6	.793
Illinois	11-7	.611	21-8	.724
Michigan	11-7	.611	21-8	.724
Purdue	9-8	.529	18-9	.667
Nebraska	8-10	.444	16-13	.552
Michigan State	7-10	.412	15-13	.536
Wisconsin	6-12	.333	11-19	.367
Rutgers	5-13	.278	11-19	.367
Penn State	4-14	.222	13-16	.448
Minnesota	4-14	.222	11-18	.379
Northwestern	2-16	.111	9-20	.310

## BIG TEN STATS (AS OF 3-1-23)

TEAM		
Scoring Offense		81.3, 3rd
Scoring Defense		60.9, 1st
Scoring Margin		+20.4, 1st
Field Goal %		.502, 2nd
Field Goal % Defense		.390, 2nd
3FG %		.364, 3rd
3FG% Defense		.305, 4th
FT %		.762, 7th
Combined Team Rebounds		.367, 7th
Combined Opponent Rebounds		.319, 2nd
Team Defensive Rebounds		.277, 4th
Rebounding Margin		+4.8, 5th
Turnover Margin		3.74, 4th
Assist/Turnover Ratio		+1.45, 2nd
Blocked Shots		4.57, 1st
Steals		8.46, 6th
Assists		18.32, 2nd
Attendance		7,361, 3rd

INDIVIDUAL		
Scoring	Mackenzie Holmes	22.5, 2nd
Rebounding	Mackenzie Holmes	7.4, 15th
Field Goal	Mackenzie Holmes	.695, 1st
3-PT FG %	Yarden Garzon	.459, 1st
3-PT FG Per Game	Yarden Garzon	2.2, 6th
FT %	Chloe Moore-McNeil	.857, 6th
Assists	Chloe Moore-McNeil	4.8, 6th
Assist/ Turnover	Chloe Moore-McNeil	3.3, 1st
Blocks	Mackenzie Holmes	1.9, 1st

## NCAA STATS (AS OF 3-1-23)

TEAM		
Assist/ Turnover		1.45, 6th
Assists Per Game		18.3, 8th
Blocks Per Game		4.6, 26th
FG %		50.2, 2nd
FT %		75.4, 50th
Scoring Margin		20.4, 4th
Scoring Offense		81.2, 7th
3PT FG %		36.4, 18th
Turnover Margin		3.75, 46th
Turnovers Per Game		12.6, 19th

INDIVIDUAL		
Assist/Turnover	Chloe McNeil-Moore	3.29, 3rd
Assist Per Game	Chloe Moore-McNeil	4.8, 38th
Blocks	Mackenzie Holmes	53, 29th
Blocks Per Game	Mackenzie Holmes	1.89, 31st
FG %	Mackenzie Holmes	69.5, 2nd
Field Goals	Mackenzie Holmes	260, 4th
Points	Mackenzie Holmes	631, 8th
Points Per Game	Mackenzie Holmes	22.5, 7th
3PT %	Yarden Garzon	45.9, 5th

## 2022-23 HOME GAME STATISTICS ONLY

No.	Player	Total					3-Point		F-Throw		Rebounds				PF		DQ		A		TO		BLK		STL		PTS		AVG	
		GP-GS	MIN	AVG	FG-FGA	FG%	3FG-3FGA	3FG%	FT-FTA	FT%	OFF	DEF	TOT	AVG	PF	DQ	A	TO	BLK	STL	PTS	AVG								
54	HOLMES, Mackenzie	16-16	46:43.5	29.0	139-209	.665	1-3	.333	57-89	.640	36	68	104	6.5	42	1	22	36	35	17	336	21.0								
34	BERGER, Grace	11-11	34:56.12	31.5	57-118	.483	7-16	.438	26-34	.765	6	42	48	4.4	18	0	71	25	1	15	147	13.4								
12	GARZON, Yarden	16-16	44:16.2	27.8	70-144	.486	44-86	.512	13-17	.765	7	72	79	4.9	42	1	49	40	10	13	197	12.3								
33	PARRISH, Sydney	16-12	44:38.28	28.0	66-141	.468	26-71	.366	30-42	.714	13	80	93	5.8	43	2	23	24	11	29	188	11.8								
22	MOORE-MCNEIL, Chloe	16-16	51:05.35	32.1	43-99	.434	17-49	.347	37-45	.822	10	60	70	4.4	19	0	69	22	4	25	140	8.8								
14	SCALIA, Sara	16-9	41:03.1	25.7	42-126	.333	21-63	.333	21-22	.955	5	39	44	2.8	13	0	24	15	0	17	126	7.9								
3	PETERSON, Kaitlin	4-0	56:22.14	14.1	9-23	.391	2-9	.222	0-0	.000	1	4	5	1.3	2	0	2	2	0	8	20	5.0								
32	GEARY, Alyssa	12-0	90:56.76	7.6	15-29	.517	1-5	.200	6-11	.545	12	14	26	2.2	10	0	5	5	7	2	37	3.1								
1	BARGESESSER, Lexus	16-0	15:07.94	9.4	19-29	.655	0-0	.000	10-14	.714	4	19	23	1.4	17	0	22	6	2	14	48	3.0								
52	MEISTER, Lilly	16-0	10:45.63	6.6	18-27	.667	0-0	.000	12-17	.706	15	21	36	2.3	14	0	4	10	3	5	48	3.0								
24	ZARIC, Mona	10-0	59:05.59	5.9	6-12	.500	1-5	.200	1-2	.500	3	7	10	1.0	6	0	1	4	1	3	14	1.4								
23	BROWNE, Kiandra	3-0	06:20.21	2.1	1-4	.250	0-0	.000	0-0	.000	0	1	1	0.3	0	0	1	1	0	0	2	0.7								
25	WISNE, Arielle	8-0	13:21.17	1.7	2-3	.667	0-0	.000	1-3	.333	2	1	3	0.4	2	0	0	1	0	0	5	0.6								
21	SANDVIK, Henna	13-0	11:59.89	8.9	3-10	.300	1-5	.200	0-2	.000	3	12	15	1.2	9	0	4	7	0	4	7	0.5								
Team											28	17	45							3										
Total		16	3225		490-974	.503	121-312	.388	214-298	.718	145	457	602	37.6	237	4	297	201	74	152	1315	82.2								
Opponents		16	3225		341-917	.372	84-283	.297	136-210	.648	146	373	519	32.4	292	4	163	293	47	96	902	56.4								

## 2022-23 AWAY GAME STATISTICS ONLY

No.	Player	Total										3-Point		F-Throw		Rebounds				PF		DQ		A		TO		BLK		STL		PTS		AVG	
		GP-GS	MIN	AVG	FG-FGA	FG%	3FG-3FGA	3FG%	FT-FTA	FT%	OFF	DEF	TOT	AVG	PF	DQ	A	TO	BLK	STL	PTS	AVG													
54	HOLMES, Mackenzie	10-10	33:16	33.3	99-140	.707	1-4	.250	43-54	.796	19	66	85	8.5	28	0	10	20	16	11	242	24.2													
33	PARRISH, Sydney	10-9	29:19	29.3	43-101	.426	20-54	.370	26-36	.722	17	31	48	4.8	36	2	23	19	4	15	132	13.2													
34	BERGER, Grace	8-8	27:31	34.2	42-85	.494	2-6	.333	13-18	.722	6	37	43	5.4	18	0	47	25	3	9	99	12.4													
14	SCALIA, Sara	10-3	27:42	27.3	36-92	.391	18-53	.340	14-16	.875	3	26	29	2.9	9	0	17	21	1	8	104	10.4													
22	MOORE-MCNEIL, Chloe	10-10	34:47	34.4	34-76	.447	10-33	.303	26-29	.897	11	24	35	3.5	22	0	51	15	6	17	104	10.4													
12	GARZON, Yarden	10-10	32:11	32.1	29-72	.403	11-37	.297	11-11	1.000	8	47	55	5.5	31	3	27	21	13	11	80	8.0													
52	MEISTER, Lilly	9-0	53:16	5.9	5-10	.500	0-0	.000	2-2	1.000	5	12	17	1.9	14	1	0	1	3	0	12	1.3													
1	BARGESESSER, Lexus	9-0	60:32	6.7	3-10	.300	0-0	.000	0-0	.000	2	4	6	0.7	8	0	3	5	1	3	6	0.7													
21	SANDVIK, Henna	7-0	25:50	3.7	2-6	.333	0-3	.000	0-0	.000	1	2	0.3	0	0	1	0	0	0	4	0.6														
32	GEARY, Alyssa	5-0	15:01	3.0	1-2	.500	0-0	.000	0-0	.000	0	2	2	0.4	4	0	0	1	1	0	2	0.4													
23	BROWNE, Kiandra	3-0	03:26	1.1	0-0	.000	0-0	.000	0-0	.000	0	0	0	0.0	1	0	0	0	0	1	0	0.0													
25	WISNE, Arielle	1-0	00:33	0.5	0-0	.000	0-0	.000	0-0	.000	0	0	0	0.0	0	0	0	0	0	0	0	0.0													
24	ZARIC, Mona	3-0	02:51	0.9	0-0	.000	0-0	.000	0-0	.000	1	0	1	0.3	0	0	0	0	0	0	0	0.0													
Team											19	16	35							4															
Total		10	2000		294-594	.495	62-190	.326	135-166	.813	92	266	358	35.8	171	6	179	132	48	75	785	78.5													
Opponents		10	2000		243-576	.422	53-171	.310	119-176	.676	91	212	303	30.3	165	3	132	143	30	64	658	65.8													

## 2022-23 NEUTRAL SITE STATISTICS ONLY

No.	Player	Total				3-Point		F-Throw		Rebounds				PF				DQ				A				TO		BLK		STL		PTS		AVG	
		GP-GS	MIN	AVG	FG-FGA	FG%	3FG-3FGA	3FG%	FT-FTA	FT%	OFF	DEF	TOT	AVG	PF	DQ	A	TO	BLK	STL	PTS	AVG													
54	HOLMES, Mackenzie	2-2	62:35	31.3	22-25	.880	0-1	.000	9-12	.750	4	13	17	8.5	7	0	0	3	2	3	53	26.5													
12	GARZON, Yarden	2-2	70:02	35.0	15-30	.500	7-12	.583	1-1	1.000	1	11	12	6.0	7	0	10	3	1	1	38	19.0													
14	SCALIA, Sara	2-2	78:14	39.1	9-28	.321	6-17	.353	4-6	.667	1	7	8	4.0	2	0	3	4	0	1	28	14.0													
33	PARRISH, Sydney	2-1	70:59	35.5	7-16	.438	3-9	.333	9-12	.750	5	11	16	8.0	9	1	7	4	1	4	26	13.0													
22	MOORE-MCNEIL, Chloe	2-2	73:14	36.6	6-12	.500	1-6	.167	9-10	.900	3	5	8	4.0	5	0	15	4	2	1	22	11.0													
34	BERGER, Grace	1-1	01:14	1.2	1-1	1.000	0-0	.000	0-0	.000	0	0	0	0.0	0	0	0	0	0	0	2	2.0													
3	PETERSON, Kaitlin	2-0	21:57	11.0	2-6	.333	0-3	.000	0-0	.000	0	0	0	0.0	1	0	2	0	0	0	4	2.0													
32	GEARY, Alyssa	2-0	14:27	7.2	1-2	.500	0-0	.000	0-0	.000	0	3	3	1.5	3	0	0	1	0	0	2	1.0													
52	MEISTER, Lilly	2-0	02:59	1.5	0-0	.000	0-0	.000	0-0	.000	0	0	0	0.0	1	0	0	0	0	0	0	0.0													
1	BARGESESSER, Lexus	2-0	04:18	2.2	0-0	.000	0-0	.000	0-0	.000	0	0	0	0.0	0	0	0	1	0	0	0	0.0													
Team											1	3	4							6															
Total		2	400		63-120	.525	17-48	.354	32-41	.780	15	53	68	34.0	35	1	37	21	6	10	175	87.5													
Opponents		2	400		52-136	.382	13-38	.342	28-46	.609	31	41	72	36.0	34	0	20	23	7	9	145	72.5													



## 2022-23 GAME-BY-GAME

				Total		3-Pointers		Free throws		Rebounds											
Opponent	Date	Score		FG-FGA	PCT	3FG-3FGA	PCT	FT-FTA	PCT	OFF	DEF	TOT	AVG	PF	A	TO	BLK	STL	PTS	AVG	
Vermont	11/08/2022	86-49	W	32-65	.492	12-25	.480	10-15	.667	14	25	39	39.0	17	18	11	5	11	86	86.0	
UMass Lowell	11/11/2022	93-37	W	38-73	.521	5-22	.227	12-20	.600	18	27	45	42.0	13	15	9	5	16	93	89.5	
at Tennessee	11/14/2022	79-67	W	28-63	.444	8-29	.276	15-18	.833	10	25	35	39.7	21	21	10	6	9	79	86.0	
Bowling Green	11/17/2022	96-61	W	40-68	.588	7-19	.368	9-13	.692	10	37	47	41.5	18	25	18	6	9	96	88.3	
Quinnipiac	11/20/2022	92-55	W	35-66	.530	7-22	.318	15-19	.789	13	19	32	39.6	16	24	9	6	16	92	89.2	
vs Auburn	11/25/2022	96-81	W	33-61	.541	8-23	.348	22-25	.880	8	25	33	38.5	17	18	12	3	7	96	90.3	
vs Memphis	11/26/2022	79-64	W	30-59	.508	9-25	.360	10-16	.625	7	28	35	38.0	18	19	9	3	3	79	88.7	
North Carolina	12/01/2022	87-63	W	32-60	.533	12-22	.545	11-15	.733	7	31	38	38.0	15	20	11	2	4	87	88.5	
Illinois	12/04/2022	65-61	W	26-62	.419	5-17	.294	8-12	.667	7	29	36	37.8	15	15	10	6	9	65	85.9	
at Penn St.	12/08/2022	67-58	W	27-51	.529	5-15	.333	8-9	.889	6	31	37	37.7	13	20	17	2	5	67	84.0	
Morehead St.	12/18/2022	87-24	W	33-59	.559	9-18	.500	12-16	.750	9	34	43	38.2	10	21	12	6	11	87	84.3	
Butler	12/21/2022	67-50	W	24-54	.444	7-20	.350	12-13	.923	8	30	38	38.2	9	15	16	2	4	67	82.8	
at Michigan St.	12/29/2022	78-83	L	31-53	.585	3-12	.250	13-17	.765	7	18	25	37.2	21	19	21	4	6	78	82.5	
Nebraska	01/01/2023	74-62	Wot	23-59	.390	4-16	.250	24-30	.800	7	31	38	37.2	10	13	13	7	12	74	81.9	
at Northwestern	01/08/2023	72-50	W	25-68	.368	3-22	.136	19-21	.905	15	31	46	37.8	18	14	11	5	11	72	81.2	
Maryland	01/12/2023	68-61	W	25-49	.510	6-15	.400	12-21	.571	6	31	37	37.8	15	15	19	4	12	68	80.4	
Wisconsin	01/15/2023	93-56	W	35-64	.547	8-20	.400	15-21	.714	12	27	39	37.8	13	26	12	3	13	93	81.1	
at Illinois	01/18/2023	83-72	W	30-54	.556	5-13	.385	18-24	.750	6	24	30	37.4	17	16	10	4	8	83	81.2	
at Michigan	01/23/2023	92-83	W	33-64	.516	9-18	.500	17-24	.708	14	27	41	37.6	20	18	12	9	3	92	81.8	
Ohio St.	01/26/2023	78-65	W	28-62	.452	6-21	.286	16-23	.696	10	31	41	37.8	16	21	12	2	5	78	81.6	
Rutgers	01/29/2023	91-68	W	32-51	.627	11-18	.611	16-23	.696	2	26	28	37.3	15	21	10	5	7	91	82.0	
at Minnesota	02/01/2023	77-54	W	31-61	.508	4-11	.364	11-14	.786	7	25	32	37.0	20	21	17	7	12	77	81.8	
at Purdue	02/05/2023	69-46	W	24-60	.400	9-26	.346	12-14	.857	13	28	41	37.2	13	13	15	7	11	69	81.3	
Iowa	02/09/2023	87-78	W	29-62	.468	7-14	.500	22-34	.647	9	28	37	37.2	20	15	12	3	9	87	81.5	
at Ohio St.	02/13/2023	83-59	W	34-57	.596	9-20	.450	6-8	.750	7	28	35	37.1	12	20	11	2	4	83	81.6	
Michigan	02/16/2023	68-52	W	26-60	.433	4-16	.250	12-14	.857	7	23	30	36.8	19	13	13	6	11	68	81.0	
Purdue	02/19/2023	83-60	W	32-60	.533	11-27	.407	8-9	.889	6	28	34	36.7	16	20	14	6	3	83	81.1	
at Iowa	02/26/2023	85-86	L	31-63	.492	7-24	.292	16-17	.941	7	29	36	36.7	16	17	8	2	6	85	81.3	
Total		2275		847-1688	.502	200-550	.364	381-505	.754	252	776	1028	36.7	443	513	354	128	237	2275	81.3	
Opponents		1705		636-1629	.390	150-492	.305	283-432	.655	268	626	894	31.9	491	315	459	84	169	1705	60.9	

## Indiana Averages

Games Played	Points/game	FG Pct	3FG Pct	FT Pct	Rebounds/game	Assists/game	Turnovers/game	Assist/Turnover ratio	Steals/game	Blocks/game
28	81.3	50.2	36.4	75.4	36.7	18.3	12.6	1.4	8.5	4.6



## 2022-23 GAME LEADERS

Date	Opponent		Score	Att.	High Points	High Rebounds
11/08/2022	Vermont	W	86-49	4003	(19) GARZON, Yarden	(8) BERGER, Grace
11/11/2022	UMass Lowell	W	93-37	4125	(17) HOLMES, Mackenzie	(8) PARRISH, Sydney
11/14/2022	at Tennessee	W	79-67	7768	(16) HOLMES, Mackenzie	(10) BERGER, Grace
					(16) SCALIA, Sara	(10) HOLMES, Mackenzie
11/17/2022	Bowling Green	W	96-61	3673	(17) SCALIA, Sara	(10) PARRISH, Sydney
11/20/2022	Quinnipiac	W	92-55	3912	(22) HOLMES, Mackenzie	(7) HOLMES, Mackenzie
11/25/2022	vs Auburn	W	96-81	1093	(26) HOLMES, Mackenzie	(12) HOLMES, Mackenzie
11/26/2022	vs Memphis	W	79-64	1093	(27) HOLMES, Mackenzie	(7) PARRISH, Sydney
12/01/2022	North Carolina	W	87-63	5939	(25) HOLMES, Mackenzie	(7) MOORE-MCNEIL, Chloe
						(7) GARZON, Yarden
12/04/2022	Illinois	W	65-61	5381	(23) HOLMES, Mackenzie	(10) PARRISH, Sydney
12/08/2022	at Penn St.	W	67-58	1621	(18) HOLMES, Mackenzie	(10) HOLMES, Mackenzie
					(18) PARRISH, Sydney	
12/18/2022	Morehead St.	W	87-24	4720	(16) GARZON, Yarden	(8) MEISTER, Lilly
12/21/2022	Butler	W	67-50	5898	(21) HOLMES, Mackenzie	(7) HOLMES, Mackenzie
						(7) MOORE-MCNEIL, Chloe
12/29/2022	at Michigan St.	L	78-83	4533	(32) HOLMES, Mackenzie	(12) HOLMES, Mackenzie
01/01/2023	Nebraska	Wot	74-62	7152	(22) HOLMES, Mackenzie	(10) HOLMES, Mackenzie
01/08/2023	at Northwestern	W	72-50	1923	(24) HOLMES, Mackenzie	(13) HOLMES, Mackenzie
01/12/2023	Maryland	W	68-61	5789	(18) PARRISH, Sydney	(10) HOLMES, Mackenzie
01/15/2023	Wisconsin	W	93-56	10422	(29) HOLMES, Mackenzie	(8) HOLMES, Mackenzie
						(8) GARZON, Yarden
01/18/2023	at Illinois	W	83-72	5583	(30) HOLMES, Mackenzie	(10) HOLMES, Mackenzie
01/23/2023	at Michigan	W	92-83	2987	(25) HOLMES, Mackenzie	(10) HOLMES, Mackenzie
01/26/2023	Ohio St.	W	78-65	10455	(26) HOLMES, Mackenzie	(11) PARRISH, Sydney
01/29/2023	Rutgers	W	91-68	8598	(21) BERGER, Grace	(6) HOLMES, Mackenzie
					(21) HOLMES, Mackenzie	(6) PARRISH, Sydney
02/01/2023	at Minnesota	W	77-54	4129	(28) HOLMES, Mackenzie	(8) PARRISH, Sydney
02/05/2023	at Purdue	W	69-46	14876	(15) HOLMES, Mackenzie	(9) MOORE-MCNEIL, Chloe
					(15) PARRISH, Sydney	
02/09/2023	Iowa	W	87-78	13046	(26) BERGER, Grace	(9) BERGER, Grace
						(9) MOORE-MCNEIL, Chloe
02/13/2023	at Ohio St.	W	83-59	7178	(33) HOLMES, Mackenzie	(10) BERGER, Grace
02/16/2023	Michigan	W	68-52	7446	(27) HOLMES, Mackenzie	(8) GARZON, Yarden
02/19/2023	Purdue	W	83-60	17222	(20) HOLMES, Mackenzie	(10) PARRISH, Sydney
02/26/2023	at Iowa	L	85-86	15056	(21) HOLMES, Mackenzie	(14) GARZON, Yarden



## 2022-23 PRA

Opponent	Date	Score		1 BARGESSER,	3 PETERSON,K	12 GARZON,YAR	14 SCALIA,SAR	21 SANDVIK,HE	22 MOORE-MCNE	23 BROWNE,KIA	24 ZARIC,MONA	25 WISNE,ARIE	32 GEARY,ALYS	33 PARRISH,SY
Vermont	11/08/2022	86-49	W	2-0-0	3-3-0	19-4-4	11-2-0	0-1-0	7-1-5	DNP	1-2-0	0-0-0	4-4-0	8-4-0
UMass Lowell	11/11/2022	93-37	W	9-1-2	6-0-0	4-1-2	15-3-2	0-2-1	9-4-1	DNP	2-3-0	2-1-0	4-4-0	9-8-1
at Tennessee	11/14/2022	79-67	W	2-0-0	DNP	4-1-2	16-4-1	DNP	15-2-5	DNP	DNP	DNP	0-0-0	13-4-5
Bowling Green	11/17/2022	96-61	W	0-2-2	6-1-0	11-6-5	17-4-3	0-1-2	10-4-3	DNP	0-1-1	DNP	5-3-1	11-10-1
Quinnipiac	11/20/2022	92-55	W	4-0-5	5-1-2	14-2-2	6-4-1	DNP	5-2-4	DNP	4-1-0	0-0-0	11-2-1	4-2-3
vs Auburn	11/25/2022	96-81	W	0-0-0	2-0-2	21-6-6	12-2-1	DNP	15-2-6	DNP	DNP	DNP	2-1-0	16-9-3
vs Memphis	11/26/2022	79-64	W	0-0-0	2-0-0	17-6-4	16-6-2	DNP	7-6-9	DNP	DNP	DNP	0-2-0	10-7-4
North Carolina	12/01/2022	87-63	W	0-0-0	DNP	9-7-7	12-5-0	3-2-0	10-7-9	DNP	0-0-0	DNP	4-0-0	24-6-1
Illinois	12/04/2022	65-61	W	0-1-0	DNP	9-3-3	6-6-6	2-1-0	13-2-3	DNP	DNP	DNP	DNP	12-10-2
at Penn St.	12/08/2022	67-58	W	0-0-0	DNP	7-8-5	7-3-4	4-0-0	11-3-7	DNP	DNP	DNP	DNP	18-7-3
Morehead St.	12/18/2022	87-24	W	4-2-6	DNP	16-2-3	13-2-1	0-4-1	7-7-5	DNP	7-3-0	3-2-0	6-5-2	12-3-1
Butler	12/21/2022	67-50	W	8-6-2	DNP	13-3-3	9-3-2	0-0-0	6-7-4	DNP	0-0-0	DNP	0-2-0	10-4-1
at Michigan St.	12/29/2022	78-83	L	4-0-0	DNP	17-3-6	4-1-1	0-1-1	11-4-7	DNP	DNP	DNP	0-1-0	10-2-4
Nebraska	01/01/2023	74-62	Wot	4-4-1	DNP	11-5-2	6-5-0	0-0-0	13-4-4	DNP	DNP	DNP	2-1-0	16-7-3
at Northwestern	01/08/2023	72-50	W	0-4-2	DNP	9-5-1	5-4-2	0-0-0	4-3-3	0-0-0	DNP	DNP	DNP	12-8-1
Maryland	01/12/2023	68-61	W	0-2-0	DNP	11-6-2	3-2-0	DNP	8-7-3	DNP	DNP	DNP	DNP	18-4-0
Wisconsin	01/15/2023	93-56	W	4-2-4	DNP	19-8-7	5-3-1	0-2-0	5-4-6	2-0-0	DNP	0-0-0	0-2-1	10-4-1
at Illinois	01/18/2023	83-72	W	0-0-0	DNP	13-3-1	0-4-3	DNP	12-0-6	DNP	DNP	DNP	DNP	8-4-1
at Michigan	01/23/2023	92-83	W	0-1-1	DNP	10-5-1	19-1-0	DNP	12-4-7	DNP	DNP	DNP	DNP	12-5-2
Ohio St.	01/26/2023	78-65	W	0-0-0	DNP	20-10-3	2-1-1	DNP	4-5-6	DNP	DNP	DNP	DNP	12-11-4
Rutgers	01/29/2023	91-68	W	7-2-0	DNP	14-4-3	5-2-0	0-0-0	5-1-5	DNP	0-0-0	0-0-0	1-2-0	17-6-2
at Minnesota	02/01/2023	77-54	W	0-1-0	DNP	2-5-5	10-4-2	0-0-0	6-0-3	0-0-0	0-0-0	DNP	2-0-0	23-8-2
at Purdue	02/05/2023	69-46	W	0-0-0	DNP	6-7-4	14-4-1	0-1-0	13-9-3	0-0-0	0-1-0	DNP	0-1-0	15-3-0
Iowa	02/09/2023	87-78	W	0-0-0	DNP	8-4-1	8-1-3	0-1-0	11-9-3	DNP	DNP	0-0-0	DNP	9-2-2
at Ohio St.	02/13/2023	83-59	W	0-0-0	DNP	5-4-1	24-1-2	0-0-0	2-7-7	DNP	0-0-0	0-0-0	0-0-0	3-2-3
Michigan	02/16/2023	68-52	W	4-1-0	DNP	7-8-1	2-0-2	0-1-0	13-4-3	0-0-0	0-0-0	DNP	0-0-0	3-2-1
Purdue	02/19/2023	83-60	W	2-0-0	DNP	12-6-1	6-1-2	2-0-0	14-2-5	0-1-1	0-0-0	0-0-0	0-1-0	13-10-0
at Iowa	02/26/2023	85-86	L	DNP	DNP	7-14-1	5-3-1	0-0-0	18-3-3	DNP	DNP	DNP	DNP	18-5-2

Opponent	Date	Score		34 BERGER,GRACIE	52 MEISTER,LIA	54 HOLMES,MAC
Vermont	11/08/2022	86-49	W	14-8-8	1-4-1	16-5-0
UMass Lowell	11/11/2022	93-37	W	6-4-3	10-4-1	17-5-2
at Tennessee	11/14/2022	79-67	W	13-10-6	0-0-0	16-10-2
Bowling Green	11/17/2022	96-61	W	14-4-6	6-0-0	16-8-1
Quinnipiac	11/20/2022	92-55	W	13-4-6	4-1-0	22-7-0
vs Auburn	11/25/2022	96-81	W	2-0-0	0-0-0	26-12-0
vs Memphis	11/26/2022	79-64	W	DNP	0-0-0	27-5-0
North Carolina	12/01/2022	87-63	W	DNP	0-1-0	25-5-3
Illinois	12/04/2022	65-61	W	DNP	0-1-0	23-6-1
at Penn St.	12/08/2022	67-58	W	DNP	2-0-0	18-10-1
Morehead St.	12/18/2022	87-24	W	DNP	7-8-1	12-5-1
Butler	12/21/2022	67-50	W	DNP	0-2-0	21-7-3
at Michigan St.	12/29/2022	78-83	L	DNP	DNP	32-12-0
Nebraska	01/01/2023	74-62	Wot	DNP	0-0-0	22-10-3
at Northwestern	01/08/2023	72-50	W	16-1-5	2-3-0	24-13-0
Maryland	01/12/2023	68-61	W	11-4-8	2-1-0	15-10-2
Wisconsin	01/15/2023	93-56	W	11-2-5	8-2-0	29-8-1
at Illinois	01/18/2023	83-72	W	18-6-3	2-1-0	30-10-2
at Michigan	01/23/2023	92-83	W	10-3-6	4-6-0	25-10-1
Ohio St.	01/26/2023	78-65	W	12-2-6	2-5-0	26-4-1
Rutgers	01/29/2023	91-68	W	21-2-7	0-2-1	21-6-3
at Minnesota	02/01/2023	77-54	W	4-5-9	2-0-0	28-4-0
at Purdue	02/05/2023	69-46	W	6-4-5	0-2-0	15-5-0
Iowa	02/09/2023	87-78	W	26-9-6	1-1-0	24-6-0
at Ohio St.	02/13/2023	83-59	W	16-10-5	0-5-0	33-5-2
Michigan	02/16/2023	68-52	W	5-5-6	7-3-0	27-5-0
Purdue	02/19/2023	83-60	W	14-4-10	0-1-0	20-7-1
at Iowa	02/26/2023	85-86	L	16-4-8	0-0-0	21-6-2



## QUARTER AND HALF BREAKDOWNS

### 2022-23 QUARTER HIGHS AND LOWS

Indiana			Opponents		
	High	Low		High	Low
1st Q	28, 2x, last vs. Morehead St. (12/18/22)	15, 2x, last at MSU St. (12/29/22)	1st Q	23, 2x, last at Iowa (2/26/23)	4, Morehead St. (12/18/22)
2nd Q	33, vs. Rutgers (1/29/23)	10, at Penn State (12/8/22)	2nd Q	21, Illinois (12/4/22)	5, vs. UMass Lowell (11/11/22)
3rd Q	31, vs. Wisconsin (1/15/23)	11, vs. Illinois (12/4/22)	3rd Q	24, at Ohio State (2/13/23)	2, at Purdue (2/5/23)
4th Q	28, vs. Auburn (11/25/22)	7, vs. Michigan (2/16/23)	4th Q	27, Michigan (1/23/23)	6, at Ohio State (2/13/23)
OT	12, vs. Nebraska (1/1/23)	N/A	OT	0, vs. Nebraska (1/1/23)	0, vs. Nebraska (1/1/23)

0-9	10-19	20-29	30-39
1	48	52	4

0-9	10-19	20-29	30-39
15	55	30	0

### 2022-23 HALF HIGHS AND LOWS

Indiana			Opponent		
	High	Low		High	Low
1st Half	54, at Ohio State (2/13/23)	33, at Michigan St. (12/29/22)	1st Half	39, vs. Auburn (11/25/22)	12, Morehead St. (12/18/22)
2nd Half	46, at Illinois (1/18/23)	24, vs. Memphis (11/26/22)	2nd Half	48, Michigan St. (12/29/22)	20, Purdue (2/5/23)

### ALL-TIME QUARTER SUPERLATIVES

	Indiana	Opponent
Most 1st Q Points	37, at Wisconsin (1/13/19)	32, at Ohio State (12/31/17)
Most 2nd Q Points	33, vs. Rutgers (1/29/23)	28, 2x, last vs. Iowa (3/3/21)
Most 3rd Q Points	34, vs. Austin Peay (11/28/15)	32, at Maryland (1/30/16)
Most 4th Q Points	42, vs. Iowa (2/19/22)	32, at Auburn (11/27/16)
Fewest 1st Q Points	4, 3x, last vs. UCLA (12/22/19)	3, at Oakland (11/11/18)
Fewest 2nd Q Points	2, vs. Butler (12/12/19)	4, vs. SIU (12/23/21)
Fewest 3rd Q Points	9, 3x, last vs. Miami (FL) (11/27/21)	2, at Purdue (2/5/23)
Fewest 4th Q Points	6, vs. Samford (12/11/15)	3, 2x, last vs. VCU (3/22/21)

### STARTING LINEUPS

#### 11-8-22 vs. Vermont

Berger Scalia Moore-McNeil Garzon Holmes

#### 11-11-22 vs. UMass Lowell

Berger Scalia Moore-McNeil Garzon Holmes

#### 11-14-22 at #11/4 Tennessee

Berger Scalia Moore-McNeil Garzon Holmes

#### 11-17-22 vs. Bowling Green

Berger Scalia Moore-McNeil Garzon Holmes

#### 11-20-22 vs. Quinnipiac

Berger Scalia Moore-McNeil Garzon Holmes

#### 11-25-22 vs. Auburn (Las Vegas Invitational)

Berger Scalia Moore-McNeil Garzon Holmes

#### 11-26-22 vs. Memphis (Las Vegas Invitational)

Moore-McNeil Scalia Garzon Parrish Holmes

#### 12-1-22 vs. UNC (ACC/Big Ten Challenge)

Moore-McNeil Scalia Garzon Parrish Holmes

#### 12-1-22 vs. #6/6 UNC

Moore-McNeil Scalia Garzon Parrish Holmes

#### 12-4-22 vs. Illinois

Moore-McNeil Scalia Garzon Parrish Holmes

#### 12-8-22 at Penn State

Moore-McNeil Scalia Garzon Parrish Holmes

#### 12-18-22 vs. Morehead State

Moore-McNeil Scalia Garzon Parrish Holmes

#### 12-21-22 vs. Butler

Moore-McNeil Scalia Garzon Parrish Holmes

#### 12-29-22 at Michigan State

Moore-McNeil Scalia Garzon Parrish Holmes

#### 1-1-23 vs. RV/RV Nebraska

Moore-McNeil Scalia Garzon Parrish Holmes

#### 1-8-23 at Northwestern

Berger Moore-McNeil Garzon Parrish Holmes

#### 1-12-23 vs. #9/11 Maryland

Berger Moore-McNeil Garzon Parrish Holmes

#### 1-15-23 vs. Wisconsin

Berger Moore-McNeil Garzon Parrish Holmes

#### 1-18-23 at #21/24 Illinois

Berger Moore-McNeil Garzon Parrish Holmes

#### 1-23-23 at #13/16 Michigan

Berger Moore-McNeil Garzon Parrish Holmes

#### 1-26-23 vs. #2/5 Ohio State

Berger Moore-McNeil Garzon Parrish Holmes

#### 1-29-23 vs. Rutgers

Berger Moore-McNeil Garzon Parrish Holmes

#### 2-1-23 at Minnesota

Berger Moore-McNeil Garzon Parrish Holmes

#### 2-5-23 at Purdue

Berger Moore-McNeil Garzon Parrish Holmes

#### 2-9-23 vs. #5/6 Iowa

Berger Moore-McNeil Garzon Parrish Holmes

#### 2-13-23 at #13/12 Ohio State

Berger Moore-McNeil Garzon Parrish Holmes

#### 2-16-23 at #12/13 Michigan

Berger Moore-McNeil Garzon Parrish Holmes

#### 2-19-23 vs. Purdue

Berger Moore-McNeil Garzon Parrish Holmes

#### 2-26-23 at 6/6 Iowa

Berger Moore-McNeil Garzon Parrish Holmes



## BIG TEN TOURNAMENT RECORDS - PLAYER RECORDS

### SINGLE GAME - PLAYER POINTS

#### Indiana

Amanda Cahill	MSU	2018	38
Jill Chapman	MSU	1999	31
Ali Patberg	RU	2020	28

#### Opponent

Jessica Davenport	OSU	2007	30
-------------------	-----	------	----

### FIELD GOALS

#### Indiana

Amanda Cahill	MSU	2018	14
Jill Chapman	MINN	2001	12
Jill Chapman	MSU	1999	12

#### Opponent

Ashley Berggren	ILL	1996	13
-----------------	-----	------	----

### FIELD GOAL ATTEMPTS

#### Indiana

Amanda Cahill	IND	2016	25
Grace Berger	IND	2022	21
Nicole Cardano-Hillary		2022	20

#### Opponent

Jolene Anderson	WIS	2005	27
-----------------	-----	------	----

### 3-POINT FIELD GOALS

#### Indiana

Ali Patberg	RU	2022	5
Amanda Cahill	MSU	2018	5
Jess Walter	PSU	2015	5

#### Opponent

Maxann Reese	MSU	1999	4
Taylor Alton	MSU	2012	4

### 3-POINT ATTEMPTS

#### Indiana

Tyra Buss	PUR	2017	10
Ali Patberg	RU	2022	7

#### Opponent

Krista Clement	MICH	2006	9
----------------	------	------	---

### FREE THROWS

#### Indiana

Ali Patberg	RU	2020	12
Tyra Buss	RU	2015	11

#### Opponent

Jessica Davenport	OSU	2007	14
-------------------	-----	------	----

### FREE THROW ATTEMPTS

#### Indiana

Ali Patberg	RU	2020	13
Tyra Buss	RU	2015	12
Jill Chapman	IOWA	2002	12
Heather Cassady	PSU	2002	12

#### Opponent

Jessica Davenport	OSU	2007	17
-------------------	-----	------	----

### REBOUNDS

#### Indiana

Angela Hawkins	WIS	2003	17
----------------	-----	------	----

#### Opponent

Jenna Smith	ILL	2010	19
-------------	-----	------	----

### ASSISTS

#### Indiana

Kristen Bodine	PSU	2003	9
----------------	-----	------	---

#### Grace Berger

	OSU	2022	7
--	-----	------	---

#### Opponent

Ashley Deary	NU	2016	11
--------------	----	------	----

### BLOCKS

#### Indiana

Sarah McKay	OSU	2007	5
Jill Chapman	PUR	2002	5
Quacy Barnes	PSU	1995	5

#### Opponent

Kristen Rasmussen	MSU	1999	6
-------------------	-----	------	---

### STEALS

#### Indiana

Kim Roberson	PUR	2009	6
Kim Roberson	MICH	2009	6
Stephanie Gray	PSU	1995	6
Nicole Cardano-Hillary		2022	5

#### Opponent

Lacey Simpson	ILL	2010	8
---------------	-----	------	---

### ENTIRE TOURNAMENT - PLAYER

#### Points

#### Grace Berger

	2022	63
--	------	----

Amanda Cahill	2018	55
---------------	------	----

Cyndi Valentin	2006	54
----------------	------	----

Heather Cassady	2002	54
-----------------	------	----

Nicole Cardano-Hillary	2022	53
------------------------	------	----

#### Field Goals

Grace Berger	2022	25
--------------	------	----

Amanda Cahill	2018	21
---------------	------	----

#### Mackenzie Holmes

	2022	19
--	------	----

Jill Chapman	2002	19
--------------	------	----

Jill Chapman	2001	19
--------------	------	----

#### Field Goal Attempts

#### Grace Berger

	2022	59
--	------	----

Nicole Cardano-Hillary	2022	50
------------------------	------	----

Ali Patberg	2022	41
-------------	------	----

Cyndi Valentin	2006	38
----------------	------	----

Jill Chapman	2002	38
--------------	------	----

#### 3-Point Field Goals

Ali Patberg	2022	8
-------------	------	---

Heather Cassady	2002	8
-----------------	------	---

#### 3-Point Field Goal Attempts

Ali Patberg	2022	22
-------------	------	----

Nicole Cardano-Hillary	2022	16
------------------------	------	----

Kristi Green	1997	16
--------------	------	----

### Free Throws

Heather Cassady	2002	16
-----------------	------	----

### Free Throw Attempts

Heather Cassady	2002	22
-----------------	------	----

### Rebounds

#### Grace Berger

	2022	30
--	------	----

Nicole Cardano-Hillary	2022	28
------------------------	------	----

Jill Chapman	2002	26
--------------	------	----

### Assists

#### Grace Berger

	2022	21
--	------	----

Ali Patberg	2022	18
-------------	------	----

Tatjana Vesel	1997	14
---------------	------	----

### Blocks

Jill Chapman	2002	10
--------------	------	----

### Steals

Nicole Cardano-Hillary	2022	14
------------------------	------	----

Kim Roberson	2009	12
--------------	------	----

### ALL-TOURNAMENT TEAM

Heather Cassady	2002
-----------------	------

Jill Chapman	2002
--------------	------

Cyndi Valentin	2006
----------------	------

Ali Patberg	2019
-------------	------

Ali Patberg	2020
-------------	------

#### Grace Berger

	2022
--	------

Nicole Cardano-Hillary	2022
------------------------	------

### MOST OUTSTANDING PLAYERS

Heather Cassady	2002
-----------------	------



## BIG TEN TOURNAMENT RECORDS - TEAM RECORDS

### BIG TEN TOURNAMENT HISTORY

All-Time Record	22-29
Years Competed	28
Championships (1)	2002
Championship Games(2)	2002, 2022

### RECORD VS. OPPONENTS

Opponent	Record	Last Meeting
Illinois	0-2	2010
Iowa	2-4	2022
Maryland	1-2	2022
Michigan	3-2	2014
Michigan St	1-2	2018
Minnesota	3-0	2019
Nebraska	0-0	N/A
Northwestern	2-1	2016
Ohio State	1-2	2022
Penn State	2-3	2015
Purdue	2-6	2017
Rutgers	2-1	2022
Wisconsin	2-1	2005

### RECORD AS

#1 seed: 0-0  
 #2 seed: 0-0  
 #3 seed: 0-0  
 #4 seed: 1-4  
 #5 seed: 6-1  
 #6 seed: 4-3  
 #7 seed: 2-2  
 #8 seed: 3-4  
 #9 seed: 2-4  
 #10 seed: 1-4  
 #11 seed: 0-0  
 #12 seed: 1-3  
 #13 seed: 0-0  
 #14 seed: 0-0

### 1995

Northwestern	W, 77-75
Penn State	L, 72-64

### 1996

Illinois	L, 70-84
----------	----------

### 1997

Michigan	W, 72-54
Purdue	W, 61-54
Iowa	L, 53-87

### 1998

Purdue	L, 56-65
--------	----------

### 1999 -

Michigan State	L, 69-88
----------------	----------

### 2000

Ohio State	L, 44-58
------------	----------

### 2001

Minnesota	W, 78-56
Iowa	L, 76-81

### 2002

Iowa	W, 78-76
Purdue	W, 55-41
Penn State	W, 75-72

### 2003

Wisconsin	W, 52-51
Penn State	L, 62-64

### 2004

Wisconsin	W, 57-39
Penn State	L, 66-79

### 2005

Wisconsin	L, 74-75 (20T)
-----------	----------------

### 2006

Michigan	W, 68-62
Minnesota	W, 61-46
Purdue	L, 41-67

### 2007

Iowa	W, 67-53
Ohio State	L, 60-72

### 2008

Northwestern	W, 74-52
Purdue	L, 54-64

### 2009

Michigan	W, 68-50
Purdue	L, 64-68

### 2010

Illinois	L, 53-59
----------	----------

### 2011

Purdue	L, 62-66
--------	----------

### 2012

Michigan State	L, 68-97
----------------	----------

### 2013

Michigan	L, 40-67
----------	----------

### 2014

Michigan	L, 57-82
----------	----------

### 2015

Penn State	W, 68-63
Rutgers	L, 52-63

### 2016

Northwestern	L, 73-76
--------------	----------

### 2017

Purdue	L, 60-66
--------	----------

### 2018

Michigan State	W, 111-109 (40T)
Maryland	L, 54-67

### 2019

Minnesota	W, 66-58
Iowa	L, 61-70

### 2020

Rutgers	W, 78-60
Maryland	L, 51-66

### 2021

Michigan St.	L, 61-69
--------------	----------

### 2022

Rutgers	W, 66-54
Maryland	W, 62-51
Ohio State	W, 70-62
Iowa	L, 67-74

### SINGLE GAME - TEAM

#### POINTS

Indiana	
111 Michigan State	2018
78 Minnesota	2001
78 Iowa	
2002	
78 Rutgers	2020

#### Opponent

109 Michigan State	2018
97 Michigan State	2012

### FIELD GOALS

Indiana	
43 Michigan State	2018
33 Northwestern	1995
Opponent	
41 Michigan State	2018
37 Iowa	1997

### FIELD GOAL ATTEMPTS

Indiana	
88 Michigan State	2018
75 Northwestern	1995
75 Wisconsin	2005
Opponent	
87 Michigan State	2018
73 Michigan	1997

### 3-POINT FIELD GOALS

Indiana	
11 Michigan State	2018
10 Penn State	2015
Opponent	
10 Michigan State	2012

### 3-POINT ATTEMPTS

Indiana	
24 Michigan State	
23 Penn State	2015
Opponent	
25 Wisconsin	2005

### FREE THROWS

Indiana	
29 Iowa	
2002	
Opponent	
28 Iowa	
2001	

### FREE THROW ATTEMPTS

Indiana	
38 Iowa	2002
Opponent	
35 Iowa	
2001	

### REBOUNDS

Indiana	
50 Purdue	2017
Opponents	
53 Michigan State	2018
50 Michigan State	1999

### ASSISTS

Indiana	
21 Minnesota	2001
Opponent	
21 Rutgers	2015
21 Michigan State	2012
21 Ohio State	2007

### BLOCKS

Indiana	
11 Purdue	2002
Opponent	
10 Wisconsin	2003

### STEALS

Indiana	
16 Michigan	2009
16 Purdue	2009
Opponent	
15 Wisconsin	2005

### ENTIRE TOURNAMENT - TEAM

Points	
265	2022
208	2002
Field Goals	
94	2022
70	1997

#### Field Goal Attempts

225	2022
172	2002
3-Point Field Goals	
17	2022
13	2015
13	2002

#### 3-Point Attempts

51	2022
43	1997

#### Free Throws

60	2022
59	2002

#### Free Throw Attempts

80	2002
77	2022

#### Rebounds

145	2022
120	2002

#### Assists

66	2022
38	2002

#### Blocks

22	2002
----	------

#### Steals

33	2006
25	2022





# TERI MOREN

## HEAD COACH

### NINTH YEAR AT INDIANA • 20TH YEAR OVERALL AS COLLEGE HEAD COACH

Teri Moren enters her ninth season with Indiana Women's Basketball in 2022-23.

The Seymour, Indiana native has taken the program to new levels in her eight seasons at the helm, including four NCAA Tournament appearances including back-to-back Sweet Sixteens and an Elite Eight appearance along with seven-consecutive 20-win seasons. She ranks second in overall wins at Indiana, holding a record of 172-89 and 371-219 overall in her 19 seasons as a head coach.

Her 2021-22 squad finished 24-9 overall and earned the program's highest ever NCAA Tournament seed at No. 3. For the first time ever, Indiana women's basketball hosted NCAA first and second round games inside Simon Skjodt Assembly Hall as her squad defeated Charlotte and Princeton to advance to the Bridgeport regional. IU advanced to its first Big Ten Tournament championship game in 20 years in Moren's eighth season and beat rival Maryland twice. All five starters earned All-Big Ten honors in the annual postseason awards including All-Big Ten first team Grace Berger. The Hoosiers also earned a trio of second team selections in Mackenzie Holmes, Aleksa Gulbe and Nicole Cardaño-Hillary and honorable mention honors for Ali Patberg.

Holmes and Berger brought in All-American honorable mention honors from the Associated Press and USWBA (Berger) and WBCA (Holmes and Berger). During the season, Moren reached her 100th win inside Simon Skjodt Assembly Hall in a victory on Feb. 17 against Northwestern and retained the Barn Burner Trophy for the sixth-straight meeting in the series with in-state rival Purdue. IU maintained a solid position inside the top 15 through the entire season, rising to as high as No. 4 in the Associated Press and No. 5 in the USA Today/WBCA coaches poll. The Hoosiers have spent the last 58 consecutive weeks ranked in the AP Top 25 and 42 consecutive weeks in the USA Today/WBCA coaches poll.

She spent time with USA Basketball in summer of 2022 as she earned a gold medal with the U18 team at FIBA U18 women's championships in Buenos Aires, Argentina.

Placing a priority on academics through her mantra "Graduate. Win. Serve" Moren's Hoosiers have earned 42 Academic All-Big Ten selections. Ali Patberg earned Academic All-American honors in 2020-21 and Amanda Cahill became the program's second in 2017-18 back-to-back CoSIDA Academic All-American with a 3.92 GPA in Elementary education. In all, IU has had seven CoSIDA Academic All-District honorees in her tenure.

Moren has deep ties to the state of Indiana personally and professionally, as prior to her stint with the Hoosiers, she served as the head coach

of the Indiana State Sycamores (2010-14). In her four years at Indiana State, Moren guided the Sycamores from a middle of the pack Missouri Valley Conference (MVC) team in her first year to a conference championship program in 2013-14, including a postseason tournament appearance in the WNIT. Twice in her four years, Moren led the Sycamores to a WNIT berth while six players earned All-MVC honors.

Her coaching career began as an assistant at Butler (1992-98), two years as an assistant at Northwestern before becoming the head coach at the University of Indianapolis. She spent seven seasons at UIndy (2000-07) and was the 2003 WBCA Region 4 Coach of the Year in NCAA Division II, her teams went to three consecutive NCAA Division II Tournaments and earned Great Lakes Valley Conference regular season and tournament titles in 2003. That squad finished with a 29-3 record overall and an 18-2 mark in conference play. Her resume also includes a stop at Georgia Tech (2007-10) where she was the associate head coach for the program.

A 1992 graduate of Purdue University, Moren earned her bachelor's degree in therapeutic recreation. She was a four-year basketball letterwinner and two-year starter for the Boilermakers under Women's Basketball Hall of Fame Coach Lin Dunn. She was part of three NCAA Tournament teams and Purdue's first Big Ten championship.

Moren graduated from Seymour High School in 1987 and was named an Indiana All Star that year. She led the Owls to four sectional titles, two regional championships, a semi-state win and a 1987 state finals appearance. She was inducted into the Indiana Basketball Hall of Fame on April 26, 2014 and was part of the inaugural class of inducted into the Seymour High School Athletics Hall of Fame in December 2017 and Wall of Fame in August 2022.

#### YEAR-BY-YEAR HEAD COACHING RECORD

YEAR	SCHOOL	OVERALL	CONF.
2000-01	Indianapolis	14-13	10-10
2001-02	Indianapolis	15-11	11-9
2002-03*^	Indianapolis	29-3	18-2
NCAA Tournament • GLVC Regular Season Champions • GLVC Tournament Champions			
2003-04	Indianapolis	23-9	14-6
NCAA Tournament • GLVC Tournament Runner-up			
2004-05	Indianapolis	22-10	12-8
NCAA Tournament • GLVC Tournament Runner-up			
2005-06	Indianapolis	11-16	6-13
2006-07	Indianapolis	16-11	9-10
2010-11	Indiana State	16-16	8-10
2011-12	Indiana State	15-16	9-9
2012-13	Indiana State	18-13	10-8
WNIT			
2013-14	Indiana State	20-12	14-4
WNIT • MVC Regular Season Champions			
2014-15	Indiana	15-16	4-14
2015-16*	Indiana	21-12	12-6
NCAA Tournament			
2016-17	Indiana	23-11	10-6
WNIT			
2017-18	Indiana	23-14	9-7
WNIT Champions			
2018-19	Indiana	21-13	8-10
NCAA Tournament Second Round			
2019-20	Indiana	24-8	13-5
2020-21	Indiana	21-6	16-2
NCAA Tournament Elite Eight			
2021-22	Indiana	24-9	11-5
NCAA Tournament Second Round			
2022-23	Indiana*	26-2	15-1
<b>TOTALS</b>		<b>397-221</b>	<b>219-145</b>

\* = Conference COY ^ = WBCA Regional COY

#### PERSONAL

**DATE OF BIRTH:** April 14, 1969

**HOMETOWN:** Seymour, Ind.

**HIGH SCHOOL:** Seymour High School

**COLLEGE:** Purdue (1992)

#### COACHING HISTORY

##### BUTLER UNIVERSITY

1992-98: Assistant Coach

##### NORTHWESTERN UNIVERSITY

1998-00: Assistant Coach

##### UNIVERSITY OF INDIANAPOLIS

2000-07: Head Coach

##### GEORGIA TECH

2007-10: Associate Head Coach

##### INDIANA STATE UNIVERSITY

2010-14: Head Coach

##### INDIANA UNIVERSITY

2014-Present: Head Coach



## TERI MOREN ERA TEAM RECORDS

### ALL GAMES

	<u>High</u>	<u>Low</u>
Points	115, vs. Gardner-Webb, 11-15-14	46, vs. Michigan State, 12/28/17
Points (1Q)	37, at Wisconsin, 1-13-19	4, 3x, last vs. UCLA, 12-22-19
Points (2Q)	33, vs. Rutgers, 1-29-23	2, vs. Butler, 12-12-19
Points (3Q)	34, at Austin Peay, 11-28-15	6, 2x, last vs. Purdue (BIG Tourn), 3-3-17
Points (4Q)	42, vs. Iowa, 2-19-22	5, at Indiana State, 12-8-15
Points (1H)	67, vs. Gardner Webb, 11-15-14	17, 2x, last vs. Michigan St., 12-28-17
Points (2H)	56, at Austin Peay, 11-28-15	16, at Nebraska, 2-9-20
Margin	+64, vs. Nicholls St, 11-10-19	+1, vs Princeton, 3-21-22
FG	46, vs. Gardner Webb, 11-15-14	15, vs. Rutgers, 12-28-14
FGA	88, vs. Mich St. (BIG Tourn), 3-1-18	41, at Butler, 12-11-19
FG%	.640 at North Texas, 12-6-16	.281, vs. Ohio State, 1-8-15
3FG	16, vs. Gardner-Webb, 11-15-14	0, vs. Arizona, 3-29-21
3FGA	36, vs. Ohio State, 1-8-15	6, 2x, last vs. Belmont, 3-24-21
3FG%	.700, 2x, last vs. Michigan State, 1-21-21	.000 vs. Arizona, 3-29-21
FT	32, vs. Michigan, 1-3-16	0, at Minnesota, 1-18-15
FTA	42, 2x, last vs. Minnesota, 2-18-16	2, at Minnesota, 1-18-15
FT%	1.000, 5x, last vs. Butler, 11-10-21	.000, at Minnesota, 1-18-15
REB	61, vs. Nebraska 12-20-20	18, 2x, last at Michigan, 1-10-18
REB Margin	+30, at North Texas, 12-6-16	-32, at Michigan, 1-31-22
Assists	33, vs. Nicholls State, 11-10-19	4, last vs. UConn, 3-26-22
Turnovers	28, at North Texas, 12-6-16	2, at Penn State, 1-7-21
Blocks	11, vs. Eastern Kentucky, 11-25-20	0, 10x, last at Rutgers, 2-18-19
Steals	18, 3x, last vs. UMass Lowell, 11-23-16	0, vs. Baylor, 11-29-19
Fouls	28, vs. Minnesota, 2-18-16	6, vs. Purdue, 1-14-21

### BIG TEN GAMES

	<u>High</u>	<u>Low</u>
Points	93, 2x, last vs. Illinois, 2-9-22	46, vs. Michigan State, 12-28-17
Points (1Q)	37, at Wisconsin, 1-13-19	8, at Nebraska, 2-19-17
Points (2Q)	28, vs. Minnesota, 2-18-16	5, vs. Maryland, 1-27-19
Points (3Q)	25, 2x, last at Iowa, 2-21-16	6, vs. Purdue (BIG Tourn), 3-3-17
Points (4Q)	33, at Northwestern, 1-24-16	8, at Nebraska, 2-14-21
Points (1H)	44, 3x, last vs. PSU, 2-27-16	17, 2x, last vs. Michigan St., 12-28-17
Points (2H)	56, vs. Iowa, 2-4-16	20, at Michigan, 1-31-22
Margin	+41, vs. Illinois, 1/6/22	+2, 2x, last at Illinois (85-83), 12-28-18
FG	36, at Ohio State, 12-12-22	15, vs. Rutgers, 12-28-14
FGA	80, at Nebraska, 10-20-20	42, vs. Rutgers, 1-27-18
FG%	.617, vs. Michigan State, 12-28-19	.281, vs. Ohio State, 1-8-15
3FG	13, 2x, last at Iowa, 2-24-18	5, 4x, last at Ohio State, 2-27-21
3FGA	36, vs. Ohio State 1-8-15	7, 3x, last vs. Maryland, 3-4-22
3FG%	.700, 2x, vs. Michigan State, 1-21-21	.077, at Ohio State, 1-10-19
FT	32, vs. Michigan, 1-3-16	0, at Minnesota, 1-18-15
FTA	42, 2x, last vs. Minnesota, 2-18-16	2, at Minnesota, 1-18-15
FT%	1.000, 2x, last at Iowa, 2-14-16	.000, at Minnesota, 1-18-15
REB	61, vs. Nebraska 12-20-20	18, 2x, last at Michigan, 1-10-18
REB Margin	+28, vs Wisconsin, 1-10-21	-30, at Michigan, 1-31-22
Assists	24, 2x, last vs Penn State, 1-7-21	4, at Ohio State, 1-10-19
Turnovers	23, 2x, last at Minnesota, 2-20-18	2, at Penn State, 1-7-21
Blocks	9, 3x, last vs. Wisconsin 1-10-21	0, 10x, last vs. Rutgers, 2-18-19
Steals	17, vs. Milwaukee, 3-18-18	1, 3x, last at Ohio State, 1-7-16
Fouls	28, vs. Minnesota, 2-18-16	6, vs. Purdue, 1-14-21

### VS. DI OPPONENTS

Arizona	0-1	Illinois State	4-5	N. Kentucky	2-0	<b>Tennessee</b>	<b>1-1</b>
Arkansas St.	1-0	Incarnate Word	1-0	NC State	1-2	Tennessee State	1-0
Austin Peay	1-0	Indiana	0-2	North Florida	2-0	Texas	1-0
<b>Auburn</b>	<b>1-2</b>	Indiana State	1-1	North Texas	2-0	Tulane	0-1
Ball State	1-0	<b>Iowa</b>	<b>6-9</b>	Northern Illinois	2-1	UAB	1-0
Baylor	0-1	IPFW	2-0	Northern Iowa	4-5	UCLA	1-1
Belmont	2-1	IUPUI	2-2	<b>Northwestern</b>	<b>7-6</b>	UC Davis	1-0
Boston College	1-0	Jackson State	1-0	Notre Dame	0-2	UIC	2-0
<b>Bowling Green</b>	<b>1-0</b>	Kansas State	0-1	Oakland	3-0	<b>UMass Lowell</b>	<b>2-0</b>
Bradley	6-2	Kentucky	1-1	Ohio	0-1	USC Upstate	1-0
<b>Butler</b>	<b>6-2</b>	Louisville	0-1	<b>Ohio State</b>	<b>5-9</b>	UT Martin	4-1
Charlotte	1-0	Loyola (Chicago)	2-1	Oregon	0-1	Vanderbilt	1-0
Chattanooga	2-2	Loyola Marymount	1-0	<b>Penn State</b>	<b>10-2</b>	Valparaiso	2-0
Chicago State	2-0	LSU	0-1	Presbyterian	1-0	<b>Vermont</b>	<b>1-0</b>
Creighton	1-5	Marquette	0-1	<b>Purdue</b>	<b>14-4</b>	VCU	1-0
DePaul	0-1	Marshall	2-0	<b>Quinnipiac</b>	<b>2-0</b>	Villanova	0-1
Detroit	1-0	<b>Maryland</b>	<b>3-12</b>	<b>Rutgers</b>	<b>7-5</b>	Virginia	0-1
Drake	5-4	<b>Memphis</b>	<b>1-0</b>	Saint Louis	2-0	Virginia Tech	1-0
East Tenn. St	1-1	Miami (Fla.)	2-1	Saint Mary's	0-1	Wake Forest	1-0
Eastern Ky.	1-0	<b>Michigan</b>	<b>7-7</b>	Samford	2-0	Washington State	1-0
Eastern Illinois	3-1	<b>Michigan State</b>	<b>8-6</b>	SMU	1-0	W. Kentucky	1-1
Evansville	6-2	Milwaukee	3-0	Southern	1-0	W. Michigan	2-0
Fairfield	1-0	<b>Minnesota</b>	<b>9-3</b>	SIU Edwardsville	1-0	West Virginia	0-1
FIU	0-1	Missouri	0-1	Southern Illinois	10-0	Wichita State	3-6
Florida	3-0	Missouri State	5-5	South Alabama	1-0	<b>Wisconsin</b>	<b>10-1</b>
Furman	1-0	<b>Morehead State</b>	<b>2-0</b>	South Carolina	1-0	Yale	2-0
Gardner-Webb	1-0	Mount St. Mary's	1-0	South Daktoa	1-0	Youngstown St.	1-1
Georgia	1-0	<b>Nebraska</b>	<b>9-3</b>	Stanford	0-1		
Georgia Tech	1-0	Nicholls State	1-0	Stetson	0-1	<b>Bold</b> denotes the 22-23 opponents	
Grambling State	0-1	Norfolk State	1-0	Stony Brook	1-0		
<b>Illinois</b>	<b>13-0</b>	<b>North Carolina</b>	<b>1-0</b>	TCU	1-0		
Illinois (Chicago)	2-0						

### VS. CONFERENCE

ASUN	3-1
AAC	2-0
ACC	7-6
A10	3-0
American East	3-0
Big Ten	110-67
Big 12	2-3
Big East	4-7
Big South	3-0
Big West	1-0
Conference USA	7-3
Horizon	20-3
Ivy League	3-0
MAAC	3-0
MAC	6-2
MEAC	1-0
MVC	47-36
NEC	1-0
OVC	16-5
Pac 12	2-4
SEC	9-6
SoCon	4-1
Southland	2-0
Summit League	1-0
Sun Belt	2-0
SWAC	2-1
WAC	2-0
WCC	1-1





# 1

## LEXUS BARGESSER

FRESHMAN • GUARD • 5-9  
GRASS LAKE, MICH. • GRASS LAKE

### NOTES ON BARGESSER

- Has come off the bench in 27 games and has dished out multiple assists in seven appearances
- Had best performance against UMass Lowell with 9 points, 5 steals, 2 assists and a rebound
- Missed her senior season with a knee injury at Grass Lake where she helped them to a 2021 Michigan High School Athletic Association Division 3 state championship
- Rated as the No. 48 by Collegiate Girls Basketball Report, No. 53 by All Star Girls Report and No. 67 overall by ESPN
- Major: fitness and wellness
- Birthday: Oct. 24

### 2022-23 GAME-BY-GAME

### GAME AND CAREER HIGHS

#### 2022-23 Game Highs

Points ..... 9, vs. UMass Lowell (11/11/22)  
Rebounds ..... 6, vs. Butler (12/21/22)  
Assists ..... 6, vs. Morehead St. (12/18/22)  
Steals ..... 5, vs. UMass Lowell (11/11/22)  
Blocks ..... 1, 3x, last vs. Rutgers (1/29/23)  
FG Made ..... 4, vs. UMass Lowell (11/11/22)  
3FG Made ..... N/A  
FT Made ..... 2, 3x, last vs. Nebraska (1/1/23)  
Minutes ..... 23, vs. Nebraska (1/1/23)

#### Career Highs

Points ..... 9, vs. UMass Lowell (11/11/22)  
Rebounds ..... 6, vs. Butler (12/21/22)  
Assists ..... 6, vs. Morehead St. (12/18/22)  
Steals ..... 5, vs. UMass Lowell (11/11/22)  
Blocks ..... 1, 3x, last vs. Rutgers (1/29/23)  
FG Made ..... 4, vs. UMass Lowell (11/11/22)  
3FG Made ..... N/A  
FT Made ..... 2, 3x, last vs. Nebraska (1/1/23)  
Minutes ..... 23, vs. Nebraska (1/1/23)

Opponent	Date	GS	MIN	Total		3-Pointers		Free throws		Rebounds				PF	A	TO	BLK	STL	PTS	AVG
				FG-FGA	PCT	3FG-3FGA	PCT	FT-FTA	PCT	OFF	DEF	TOT	AVG							
Vermont	11/08/2022		08:38	1-1	1.000	0-0	.000	0-0	.000	0	0	0	0.0	4	0	0	0	1	2	2.0
UMass Lowell	11/11/2022		19:31	4-7	.571	0-0	.000	1-2	.500	0	1	1	0.5	2	2	0	0	5	9	5.5
at Tennessee	11/14/2022		01:53	1-1	1.000	0-0	.000	0-0	.000	0	0	0	0.3	1	0	0	0	0	2	4.3
Bowling Green	11/17/2022		07:31	0-0	.000	0-0	.000	0-0	.000	0	2	2	0.8	2	2	0	0	0	0	3.3
Quinnipiac	11/20/2022		11:06	1-1	1.000	0-0	.000	2-2	1.000	0	0	0	0.6	1	5	2	0	2	4	3.4
vs Auburn	11/25/2022		02:57	0-0	.000	0-0	.000	0-0	.000	0	0	0	0.5	0	0	0	0	0	0	2.8
vs Memphis	11/26/2022		01:21	0-0	.000	0-0	.000	0-0	.000	0	0	0	0.4	0	0	1	0	0	0	2.4
North Carolina	12/01/2022		01:46	0-0	.000	0-0	.000	0-0	.000	0	0	0	0.4	0	0	0	0	0	0	2.1
Illinois	12/04/2022		01:44	0-2	.000	0-0	.000	0-0	.000	0	1	1	0.4	0	0	0	0	0	0	1.9
at Penn St.	12/08/2022		02:17	0-0	.000	0-0	.000	0-0	.000	0	0	0	0.4	0	0	0	0	0	0	1.7
Morehead St.	12/18/2022		18:33	2-2	1.000	0-0	.000	0-0	.000	0	2	2	0.5	1	6	1	0	1	4	1.9
Butler	12/21/2022		18:41	3-5	.600	0-0	.000	2-3	.667	1	5	6	1.0	1	2	1	1	1	8	2.4
at Michigan St.	12/29/2022		14:51	2-2	1.000	0-0	.000	0-0	.000	0	0	0	0.9	3	0	1	1	1	4	2.5
Nebraska	01/01/2023		23:16	1-4	.250	0-0	.000	2-2	1.000	1	3	4	1.1	1	1	0	0	0	4	2.6
at Northwestern	01/08/2023		15:15	0-0	.000	0-0	.000	0-0	.000	2	2	4	1.3	3	2	1	0	1	0	2.5
Maryland	01/12/2023		07:56	0-0	.000	0-0	.000	0-0	.000	1	1	2	1.4	0	0	1	0	1	0	2.3
Wisconsin	01/15/2023		13:26	2-2	1.000	0-0	.000	0-1	.000	1	1	2	1.4	1	4	0	0	2	4	2.4
at Illinois	01/18/2023		04:03	0-0	.000	0-0	.000	0-0	.000	0	0	0	1.3	1	0	0	0	0	0	2.3
at Michigan	01/23/2023		04:47	0-2	.000	0-0	.000	0-0	.000	0	1	1	1.3	0	1	0	0	0	0	2.2
Ohio St.	01/26/2023		01:15	0-0	.000	0-0	.000	0-0	.000	0	0	0	1.3	1	0	1	0	0	0	2.1
Rutgers	01/29/2023		09:51	2-2	1.000	0-0	.000	3-4	.750	0	2	2	1.3	0	0	0	1	1	7	2.3
at Minnesota	02/01/2023		11:42	0-3	.000	0-0	.000	0-0	.000	0	1	1	1.3	0	0	2	0	0	0	2.2
at Purdue	02/05/2023		03:50	0-1	.000	0-0	.000	0-0	.000	0	0	0	1.2	0	0	1	0	1	0	2.1
Iowa	02/09/2023		00:21	0-0	.000	0-0	.000	0-0	.000	0	0	0	1.2	0	0	0	0	0	0	2.0
at Ohio St.	02/13/2023		01:55	0-1	.000	0-0	.000	0-0	.000	0	0	0	1.1	0	0	0	0	0	0	1.9
Michigan	02/16/2023		03:47	2-2	1.000	0-0	.000	0-0	.000	0	1	1	1.1	1	0	0	0	0	4	2.0
Purdue	02/19/2023		02:45	1-1	1.000	0-0	.000	0-0	.000	0	0	0	1.1	2	0	0	0	0	2	2.0
<b>Totals</b>		<b>0</b>	<b>214:57</b>	<b>22-39</b>	<b>.564</b>	<b>0-0</b>	<b>.000</b>	<b>10-14</b>	<b>.714</b>	<b>6</b>	<b>23</b>	<b>29</b>	<b>1.1</b>	<b>25</b>	<b>25</b>	<b>12</b>	<b>3</b>	<b>17</b>	<b>54</b>	<b>2.0</b>

#### Player Averages

Games Played	Minutes/game	Points/game	FG Pct	3FG Pct	FT Pct	Rebounds/game	Assists/game	Turnovers/game	Assist/Turnover ratio	Steals/game	Blocks/game
27	8.0	2.0	56.4	0.0	71.4	1.1	0.9	0.4	2.1	0.6	0.1

### CAREER STATISTICS

				Field Goals		3-Point		F-Throws		Rebounds				Scoring						
SEASON	TEAM	GP-GS	MIN/AVG	FG-FGA	FG%	3FG-3FGA	3FG%	FT-FTA	FT%	OFF	DEF	TOT	AVG	PF-FO	A	TO	BLK	STL	PTS	AVG
2022-23	IND	27-0	215/8.0	22-39	.564	0-0	.000	10-14	.714	6	23	29	1.1	25-0	25	12	3	17	54	2.0
<b>TOTAL</b>		<b>27-0</b>	<b>215/8.0</b>	<b>22-39</b>	<b>.564</b>	<b>0-0</b>	<b>.000</b>	<b>10-14</b>	<b>.714</b>	<b>6</b>	<b>23</b>	<b>29</b>	<b>1.1</b>	<b>25-0</b>	<b>25</b>	<b>12</b>	<b>3</b>	<b>17</b>	<b>54</b>	<b>2.0</b>





# 12

## YARDEN GARZON

FRESHMAN • GUARD • 6-3  
RA'ANANA, ISRAEL • OSTROVSKY

### NOTES ON GARZON

- All-Big Ten Honorable Mention and All-Freshman Team (coaches and media)
- 3x Big Ten Freshman of the Week and USWBA Tamika Catchings National Freshman of the Week (1/17/23)
- Leading IU from 3-point range (45.9%) and a team-high 62 triples, is 3rd in a single season by an IU freshman (record is 67). Her 62 makes are also 9th in a single season by any player in school history.
- Older sister Lior plays basketball at Oklahoma State
- Major: Econ
- Birthday: Nov. 23

### 2022-23 GAME-BY-GAME

### GAME AND CAREER HIGHS

#### 2022-23 Game Highs

Points ..... 21, vs. Auburn (11/25/22)  
Rebounds ..... 14, at Iowa (2/26/23)  
Assists ..... 7, 2x, last vs. Wisconsin (1/15/23)  
Steals ..... 3, 3x, last at Iowa (2/26/23)  
Blocks ..... 2, 6x, last at Purdue (2/5/23)  
FG Made ..... 8, 2x, last vs. Ohio State (1/26/23)  
3FG Made ..... 5, vs. Vermont (11/8/22)  
FT Made ..... 4, 2x, last at Iowa (2/26/23)  
Minutes ..... 36, 6x, last at Iowa (2/26/23)

#### Career Highs

Points ..... 21, vs. Auburn (11/25/22)  
Rebounds ..... 14, at Iowa (2/26/23)  
Assists ..... 7, 2x, last vs. Wisconsin (1/15/23)  
Steals ..... 3, 3x, last at Iowa (2/26/23)  
Blocks ..... 2, 6x, last at Purdue (2/5/23)  
FG Made ..... 8, 2x, last vs. Ohio State (1/26/23)  
3FG Made ..... 5, vs. Vermont (11/8/22)  
FT Made ..... 4, 2x, last at Iowa (2/26/23)  
Minutes ..... 36, 6x, last at Iowa (2/26/23)

Opponent	Date	GS	MIN	Total		3-Pointers		Free throws		Rebounds								PTS	AVG		
				FG-FGA	PCT	3FG-3FGA	PCT	FT-FTA	PCT	OFF	DEF	TOT	AVG	PF	A	TO	BLK	STL			
Vermont	11/08/2022	*	27:04	7-12	.583	5-8	.625	0-0	.000	1	3	4	4.0	2	4	2	1	1	19	19.0	
UMass Lowell	11/11/2022	*	16:18	2-3	.667	0-1	.000	0-1	.000	0	1	1	2.5	2	2	0	1	1	4	11.5	
at Tennessee	11/14/2022	*	21:40	2-6	.333	0-1	.000	0-0	.000	0	1	1	2.0	5	2	0	2	1	4	9.0	
Bowling Green	11/17/2022	*	22:26	4-10	.400	2-7	.286	1-1	1.000	0	6	6	3.0	1	5	2	0	0	11	9.5	
Quinnipiac	11/20/2022	*	18:37	5-9	.556	4-5	.800	0-0	.000	0	2	2	2.8	2	2	0	1	1	14	10.4	
vs Auburn	11/25/2022	*	33:52	8-17	.471	4-7	.571	1-1	1.000	0	6	6	3.3	3	6	2	0	0	21	12.2	
vs Memphis	11/26/2022	*	36:10	7-13	.538	3-5	.600	0-0	.000	1	5	6	3.7	4	4	1	1	1	17	12.9	
North Carolina	12/01/2022	*	28:07	3-6	.500	2-3	.667	1-2	.500	0	7	7	4.1	3	7	3	0	1	9	12.4	
Illinois	12/04/2022	*	28:16	4-12	.333	1-4	.250	0-0	.000	0	3	3	4.0	3	3	2	0	0	9	12.0	
at Penn St.	12/08/2022	*	33:59	3-5	.600	1-1	1.000	0-0	.000	1	7	8	4.4	5	5	6	0	1	7	11.5	
Morehead St.	12/18/2022	*	18:05	5-10	.500	4-6	.667	2-2	1.000	1	1	2	4.2	2	3	3	1	0	16	11.9	
Butler	12/21/2022	*	36:32	4-11	.364	3-8	.375	2-2	1.000	0	3	3	4.1	0	3	5	0	0	13	12.0	
at Michigan St.	12/29/2022	*	36:28	7-11	.636	2-4	.500	1-1	1.000	1	2	3	4.0	3	6	5	2	0	17	12.4	
Nebraska	01/01/2023	*	35:21	3-11	.273	1-4	.250	4-4	1.000	0	5	5	4.1	3	2	4	2	3	11	12.3	
at Northwestern	01/08/2023	*	27:27	3-11	.273	1-7	.143	2-2	1.000	0	5	5	4.1	5	1	1	2	1	9	12.1	
Maryland	01/12/2023	*	33:47	4-6	.667	3-5	.600	0-0	.000	0	6	6	4.3	3	2	5	0	0	11	12.0	
Wisconsin	01/15/2023	*	27:34	7-9	.778	4-5	.800	1-2	.500	1	7	8	4.5	3	7	2	0	1	19	12.4	
at Illinois	01/18/2023	*	36:11	4-9	.444	3-6	.500	2-2	1.000	0	3	3	4.4	2	1	0	1	0	13	12.4	
at Michigan	01/23/2023	*	32:24	4-5	.800	2-3	.667	0-0	.000	2	3	5	4.4	2	1	3	1	1	10	12.3	
Ohio St.	01/26/2023	*	36:50	8-17	.471	4-9	.444	0-1	.000	1	9	10	4.7	3	3	3	0	3	20	12.7	
Rutgers	01/29/2023	*	31:33	5-8	.625	4-6	.667	0-0	.000	0	4	4	4.7	4	3	1	1	0	14	12.8	
at Minnesota	02/01/2023	*	35:16	1-3	.333	0-0	.000	0-0	.000	0	5	5	4.7	3	5	2	1	2	2	12.3	
at Purdue	02/05/2023	*	31:04	2-8	.250	0-4	.000	2-2	1.000	3	4	7	4.8	3	4	3	2	2	6	12.0	
Iowa	02/09/2023	*	24:01	3-6	.500	2-3	.667	0-0	.000	2	2	4	4.8	5	1	2	1	1	8	11.8	
at Ohio St.	02/13/2023	*	30:30	2-8	.250	1-6	.167	0-0	.000	0	4	4	4.7	1	1	1	1	0	5	11.6	
Michigan	02/16/2023	*	32:25	2-5	.400	1-4	.250	2-2	1.000	1	7	8	4.8	4	1	4	1	1	7	11.4	
Purdue	02/19/2023	*	27:20	4-9	.444	4-8	.500	0-0	.000	0	6	6	4.9	2	1	2	0	0	12	11.4	
at Iowa	02/26/2023	*	36:22	1-6	.167	1-5	.200	4-4	1.000	1	13	14	5.2	2	1	0	1	3	7	11.3	
Totals			28	835:39	114-246	.463	62-135	.459	25-29	.862	16	130	146	5.2	80	86	64	24	25	315	11.3

#### Player Averages

Games Played	Minutes/game	Points/game	FG Pct	3FG Pct	FT Pct	Rebounds/game	Assists/game	Turnovers/game	Assist/Turnover ratio	Steals/game	Blocks/game
28	29.8	11.3	46.3	45.9	86.2	5.2	3.1	2.3	1.3	0.9	0.9

### CAREER STATISTICS

SEASON	TEAM	GP-GS	MIN/AVG	Field Goals FG-FGA FG%	3-Point 3FG-3FGA 3FG%	F-Throws FT-FTA FT%	Rebounds OFF DEF TOT AVG	PF-FO	A	TO	BLK	STL	PTS	AVG
2022-23	IND	28-28	836/29.8	114-246 .463	62-135 .459	25-29 .862	16 130 146 5.2	80-4	86	64	24	25	315	11.3
<b>TOTAL</b>		<b>28-28</b>	<b>836/29.8</b>	<b>114-246 .463</b>	<b>62-135 .459</b>	<b>25-29 .862</b>	<b>16 130 146 5.2</b>	<b>80-4</b>	<b>86</b>	<b>64</b>	<b>24</b>	<b>25</b>	<b>315</b>	<b>11.3</b>





# 14

**SARA SCALIA**  
SENIOR • GUARD • 5-10  
STILLWATER, MINN. • STILLWATER MINNESOTA

## NOTES ON SCALIA

- All-Big Ten Honorable Mention (media) and is now a 3x All-Big Ten selection
- Set a new season-high 24 points on 9-for-12 shooting at No. 13/12 Ohio State
- Has hit 45 3-pointers, third-most on the team
- Recorded multiple 3-pointers in nine games this season
- One of IU's best free throw shooters, shooting 88.6 percent at the line (39-for-44)
- Major: sport marketing & management
- Birthday: May 22

## GAME AND CAREER HIGHS

### 2022-23 Game Highs

Points.....24, at Ohio State (2/13/23)  
Rebounds .....6, 2x, last vs. Illinois (12/4/22)  
Assists .....6, vs. Illinois (12/4/22)  
Steals .....4, vs. Wisconsin (1/15/23)  
Blocks .....1, at Tennessee (11/14/22)  
FG Made .....9, at Ohio State (1/23/22)  
3FG Made .....6, at Ohio State (12/1/22)  
FT Made .....5, vs. Bowling Green (11/17/22)  
Minutes.....39, 2x, last vs. North Carolina (12/1/22)

### Career Highs

Points.....37, vs. Ohio (12/15/21)\*  
Rebounds .....10, vs. Iowa (1/6/20)\*  
Assists .....8, vs. Nebraska (2/24/21)\*  
Steals .....4, 4x, last vs. Wisconsin (1/15/23)  
Blocks .....2, at George Washington (12/10/19)\*  
FG Made .....14, vs. Ohio (12/15/21)\*  
3FG Made .....9, vs. Ohio (12/15/21)\*  
FT Made .....9, vs. Rutgers (2/17/22)\*  
Minutes.....45, vs. Rutgers (2/20/20)\*

\* - at Minnesota

## 2022-23 GAME-BY-GAME

Opponent	Date	GS	MIN	Total		3-Pointers		Free throws		Rebounds				PF	A	TO	BLK	STL	PTS	AVG	
				FG-FGA	PCT	3FG-3FGA	PCT	FT-FTA	PCT	OFF	DEF	TOT	AVG								
Vermont	11/08/2022	*	28:21	4-11	.364	3-6	.500	0-0	.000	0	2	2	2.0	1	0	1	1	11	11.0		
UMass Lowell	11/11/2022	*	16:28	5-11	.455	3-7	.429	2-2	1.000	1	2	3	2.5	1	2	0	0	3	15	13.0	
at Tennessee	11/14/2022	*	34:57	5-14	.357	2-9	.222	4-4	1.000	1	3	4	3.0	1	1	1	1	1	16	14.0	
Bowling Green	11/17/2022	*	25:31	5-8	.625	2-5	.400	5-5	1.000	0	4	4	3.3	1	3	2	0	2	17	14.8	
Quinnipiac	11/20/2022	*	29:46	3-8	.375	0-3	.000	0-0	.000	0	4	4	3.4	1	1	3	0	2	6	13.0	
vs Auburn	11/25/2022	*	39:16	3-12	.250	2-6	.333	4-6	.667	0	2	2	3.2	1	1	3	0	0	12	12.8	
vs Memphis	11/26/2022	*	38:58	6-16	.375	4-11	.364	0-0	.000	1	5	6	3.6	1	2	1	0	1	16	13.3	
North Carolina	12/01/2022	*	39:27	4-11	.364	4-7	.571	0-0	.000	0	5	5	3.8	3	0	1	0	0	12	13.1	
Illinois	12/04/2022	*	37:55	2-9	.222	0-5	.000	2-2	1.000	0	6	6	4.0	1	6	1	0	0	6	12.3	
at Penn St.	12/08/2022	*	38:49	3-12	.250	1-7	.143	0-0	.000	0	3	3	3.9	0	4	4	0	2	7	11.8	
Morehead St.	12/18/2022	*	21:10	5-8	.625	2-3	.667	1-1	1.000	0	2	2	3.7	0	1	0	0	2	13	11.9	
Butler	12/21/2022	*	28:10	4-12	.333	1-4	.250	0-0	.000	1	2	3	3.7	0	2	1	0	0	9	11.7	
at Michigan St.	12/29/2022	*	29:36	2-6	.333	0-3	.000	0-0	.000	0	1	1	3.5	3	1	5	0	0	4	11.1	
Nebraska	01/01/2023	*	32:53	2-6	.333	0-0	.000	2-2	1.000	1	4	5	3.6	0	0	0	0	1	6	10.7	
at Northwestern	01/08/2023	*	29:58	1-10	.100	1-6	.167	2-2	1.000	0	4	4	3.6	0	2	3	0	2	5	10.3	
Maryland	01/12/2023	*	21:01	1-4	.250	0-0	.000	1-2	.500	0	2	2	3.5	1	0	0	0	0	3	9.9	
Wisconsin	01/15/2023	*	25:39	2-11	.182	1-5	.200	0-0	.000	1	2	3	3.5	0	1	1	0	4	5	9.6	
at Illinois	01/18/2023	*	15:51	0-2	.000	0-2	.000	0-0	.000	0	4	4	3.5	0	3	1	0	0	0	9.1	
at Michigan	01/23/2023	*	22:37	7-10	.700	3-5	.600	2-2	1.000	0	1	1	3.4	1	0	2	0	0	19	9.6	
Ohio St.	01/26/2023	*	15:12	0-6	.000	0-3	.000	2-2	1.000	1	0	1	3.3	0	1	1	0	0	2	9.2	
Rutgers	01/29/2023	*	09:08	1-5	.200	1-2	.500	2-2	1.000	0	2	2	3.2	1	0	1	0	0	5	9.0	
at Minnesota	02/01/2023	*	25:30	3-10	.300	1-4	.250	3-4	.750	1	3	4	3.2	1	2	1	0	1	10	9.0	
at Purdue	02/05/2023	*	25:27	4-8	.500	3-4	.750	3-4	.750	1	3	4	3.3	2	1	0	0	1	14	9.3	
Iowa	02/09/2023	*	32:21	2-6	.333	2-4	.500	2-2	1.000	0	1	1	3.2	0	3	0	0	1	8	9.2	
at Ohio St.	02/13/2023	*	28:36	9-12	.750	6-8	.750	0-0	.000	0	1	1	3.1	1	2	4	0	1	24	9.8	
Michigan	02/16/2023	*	25:06	0-4	.000	0-4	.000	2-2	1.000	0	0	0	3.0	2	2	2	0	1	2	9.5	
Purdue	02/19/2023	*	22:23	2-6	.333	2-5	.400	0-0	.000	0	1	1	2.9	1	2	1	0	0	6	9.4	
at Iowa	02/26/2023	*	21:27	2-8	.250	1-5	.200	0-0	.000	0	3	3	2.9	0	1	0	0	0	5	9.2	
Totals			14	761:33	87-246	.354	45-133	.338	39-44	.886	9	72	81	2.9	24	44	40	1	26	258	9.2

### Player Averages

Games Played	Minutes/game	Points/game	FG Pct	3FG Pct	FT Pct	Rebounds/game	Assists/game	Turnovers/game	Assist/Turnover ratio	Steals/game	Blocks/game
28	27.2	9.2	35.4	33.8	88.6	2.9	1.6	1.4	1.1	0.9	0.0

## CAREER STATISTICS

SEASON	TEAM	GP-GS	MIN/AVG	Field Goals FG-FGA FG%	3-Point 3FG-3FGA 3FG%	F-Throws FT-FTA FT%	Rebounds OFF DEF TOT AVG	PF-FO	A	TO	BLK	STL	PTS	AVG
2019-20	MINN	31-30	999/32.2	119-310 .384	59-160 .369	37-45 .822	34 94 128 4.1	44-0	44	38	3	39	334	10.8
2020-21	MINN	16-15	542/33.9	75-211 .355	44-132 .333	38-42 .905	3 53 56 3.5	11-0	40	31	1	16	232	14.5
2021-22	MINN	33-33	1160/35.2	203-513 .396	111-269 .413	75-82 .915	23 119 142 4.3	41-1	64	69	1	23	592	17.9
2022-23	IND	28-14	762/27.2	87-246 .354	45-133 .338	39-44 .886	9 72 81 2.9	24-0	44	40	1	26	258	9.2
<b>TOTAL FOR IND</b>		<b>28-14</b>	<b>762/27.2</b>	<b>87-246 .354</b>	<b>45-133 .338</b>	<b>39-44 .886</b>	<b>9 72 81 2.9</b>	<b>24-0</b>	<b>44</b>	<b>40</b>	<b>1</b>	<b>26</b>	<b>258</b>	<b>9.2</b>
<b>TOTAL</b>		<b>108-92</b>	<b>3463/32.1</b>	<b>484-1280 .378</b>	<b>259-694 .373</b>	<b>189-213 .887</b>	<b>69 338 407 3.8</b>	<b>120-1</b>	<b>192</b>	<b>178</b>	<b>6</b>	<b>104</b>	<b>1416</b>	<b>13.1</b>





# 21

## HENNA SANDVIK

FRESHMAN • GUARD • 6-0  
HELSINKI, FINLAND • MÄKELÄNRINNE

### NOTES ON SANDVIK

- Has seen action in 20 games including a season-high 26 minutes against Morehead State
- Played 18 minutes off the bench and hit her first career triple against No. 6 North Carolina
- Averaged 13.2 points and 5.5 rebounds per game with her club team, HBA Marsky
- Plays for the Finland Senior National team, where started she started a pair of games at the 2023 Eurobasket Qualifier
- Major: undecided
- Birthday: May 26

### 2022-23 GAME-BY-GAME

### GAME AND CAREER HIGHS

#### 2022-23 Game Highs

Points..... 4, at Penn St. (12/8/22)  
Rebounds ..... 4, vs. Morehead St. (12/18/22)  
Assists ..... 2, vs. Bowling Green (11/17/22)  
Steals ..... 1, 4x, last vs. Wisconsin (1/15/23)  
Blocks ..... N/A  
FG Made ..... 2, at Penn St. (12/8/22)  
3FG Made ..... 1, vs. North Carolina (12/1/22)  
FT Made ..... N/A  
Minutes ..... 26, vs. Morehead St. (12/18/22)

#### Career Highs

Points..... 4, at Penn St. (12/8/22)  
Rebounds ..... 4, vs. Morehead St. (12/18/22)  
Assists ..... 2, vs. Bowling Green (11/17/22)  
Steals ..... 1, 4x, last vs. Wisconsin (1/15/23)  
Blocks ..... N/A  
FG Made ..... 2, at Penn St. (12/8/22)  
3FG Made ..... 1, vs. North Carolina (12/1/22)  
FT Made ..... N/A  
Minutes ..... 26, vs. Morehead St. (12/18/22)

Opponent	Date	GS	MIN	Total		3-Pointers		Free throws		Rebounds				PF	A	TO	BLK	STL	PTS	AVG	
				FG-FGA	PCT	3FG-3FGA	PCT	FT-FTA	PCT	OFF	DEF	TOT	AVG								
Vermont	11/08/2022		02:28	0-0	.000	0-0	.000	0-0	.000	0	1	1	1.0	0	0	0	0	0	0	0.0	
UMass Lowell	11/11/2022		16:27	0-1	.000	0-1	.000	0-0	.000	2	0	2	1.5	1	1	0	0	1	0	0.0	
Bowling Green	11/17/2022		08:10	0-0	.000	0-0	.000	0-0	.000	0	1	1	1.3	1	2	0	0	0	0	0.0	
North Carolina	12/01/2022		18:12	1-3	.333	1-2	.500	0-0	.000	1	1	2	1.5	2	0	0	0	0	3	0.8	
Illinois	12/04/2022		13:49	1-1	1.000	0-0	.000	0-0	.000	0	1	1	1.4	0	0	0	0	1	2	1.0	
at Penn St.	12/08/2022		12:17	2-3	.667	0-1	.000	0-0	.000	0	0	0	1.2	0	0	0	0	0	4	1.5	
Morehead St.	12/18/2022		26:18	0-3	.000	0-2	.000	0-0	.000	0	4	4	1.6	1	1	1	0	1	0	1.3	
Butler	12/21/2022		03:52	0-0	.000	0-0	.000	0-0	.000	0	0	0	1.4	0	0	1	0	0	0	1.1	
at Michigan St.	12/29/2022		04:34	0-0	.000	0-0	.000	0-0	.000	0	1	1	1.3	0	1	0	0	0	0	1.0	
Nebraska	01/01/2023		04:42	0-1	.000	0-0	.000	0-0	.000	0	0	0	1.2	0	0	1	0	0	0	0.9	
at Northwestern	01/08/2023		02:32	0-1	.000	0-1	.000	0-0	.000	0	0	0	1.1	0	0	0	0	0	0	0.8	
Wisconsin	01/15/2023		08:48	0-0	.000	0-0	.000	0-0	.000	0	2	2	1.2	1	0	3	0	1	0	0.8	
Rutgers	01/29/2023		02:37	0-0	.000	0-0	.000	0-0	.000	0	0	0	1.1	1	0	1	0	0	0	0.7	
at Minnesota	02/01/2023		02:25	0-0	.000	0-0	.000	0-0	.000	0	0	0	1.0	0	0	0	0	0	0	0.6	
at Purdue	02/05/2023		01:36	0-2	.000	0-1	.000	0-0	.000	1	0	1	1.0	0	0	0	0	0	0	0.6	
Iowa	02/09/2023		05:18	0-0	.000	0-0	.000	0-2	.000	0	1	1	1.0	1	0	0	0	0	0	0.6	
at Ohio St.	02/13/2023		02:24	0-0	.000	0-0	.000	0-0	.000	0	0	0	0.9	0	0	0	0	0	0	0.5	
Michigan	02/16/2023		03:06	0-0	.000	0-0	.000	0-0	.000	0	1	1	0.9	0	0	0	0	0	0	0.5	
Purdue	02/19/2023		02:11	1-1	1.000	0-0	.000	0-0	.000	0	0	0	0.9	1	0	0	0	0	2	0.6	
at Iowa	02/26/2023		00:04	0-0	.000	0-0	.000	0-0	.000	0	0	0	0.9	0	0	0	0	0	0	0.6	
Totals			0	141:49	5-16	.313	1-8	.125	0-2	.000	4	13	17	0.9	9	5	7	0	4	11	0.6

#### Player Averages

Games Played	Minutes/ game	Points/ game	FG Pct	3FG Pct	FT Pct	Rebounds/ game	Assists/ game	Turnovers/ game	Assist/Turnover ratio	Steals/ game	Blocks/ game
20	7.1	0.6	31.3	12.5	0.0	0.9	0.3	0.4	0.7	0.2	0.0

### CAREER STATISTICS

SEASON	TEAM	GP-GS	MIN/AVG	Field Goals		3-Point		F-Throws		Rebounds				Scoring						
				FG-FGA	FG%	3FG-3FGA	3FG%	FT-FTA	FT%	OFF	DEF	TOT	AVG	PF-FO	A	TO	BLK	STL	PTS	AVG
2022-23	IND	20-0	142/7.1	5-16	.313	1-8	.125	0-2	.000	4	13	17	0.9	9-0	5	7	0	4	11	0.6
<b>TOTAL</b>		<b>20-0</b>	<b>142/7.1</b>	<b>5-16</b>	<b>.313</b>	<b>1-8</b>	<b>.125</b>	<b>0-2</b>	<b>.000</b>	<b>4</b>	<b>13</b>	<b>17</b>	<b>0.9</b>	<b>9-0</b>	<b>5</b>	<b>7</b>	<b>0</b>	<b>4</b>	<b>11</b>	<b>0.6</b>





# 22

## CHLOE MOORE-MCNEIL

JUNIOR • GUARD • 5-11  
SHARON, TENN. • GREENFIELD

### NOTES ON MOORE-MCNEIL

- All-Big Ten second team (media), Honorable Mention (coaches) and Sportsmanship Award
- Flirted with a triple-double on three occasion this season
- Scored a career-high 18 points against No. 6 Iowa
- Dished out a career-high nine assists against Memphis and No. 6 North Carolina
- Has multiple assists in 27 of 28 games, averaging 4.9 assists per game
- Holds a +3.3 assist-to-turnover ratio - ranks 3rd in the nation
- Major: exercise science
- Birthday: June 5

### 2022-23 GAME-BY-GAME

Opponent	Date	GS	MIN	Total		3-Pointers		Free throws		Rebounds				PF	A	TO	BLK	STL	PTS	AVG	
				FG-FGA	PCT	3FG-3FGA	PCT	FT-FTA	PCT	OFF	DEF	TOT	AVG								
Vermont	11/08/2022	*	27:45	2-5	.400	1-3	.333	2-2	1.000	0	1	1	1.0	0	5	0	1	1	7	7.0	
UMass Lowell	11/11/2022	*	14:22	3-4	.750	2-3	.667	1-1	1.000	0	4	4	2.5	0	1	2	1	1	9	8.0	
at Tennessee	11/14/2022	*	35:51	4-10	.400	3-8	.375	4-4	1.000	0	2	2	2.3	1	5	0	1	3	15	10.3	
Bowling Green	11/17/2022	*	24:30	4-4	1.000	1-1	1.000	1-2	.500	1	3	4	2.8	1	3	1	0	2	10	10.3	
Quinnipiac	11/20/2022	*	23:47	1-4	.250	1-4	.250	2-2	1.000	0	2	2	2.6	2	4	1	0	1	5	9.2	
vs Auburn	11/25/2022	*	36:35	5-8	.625	0-3	.000	5-6	.833	2	0	2	2.5	2	6	2	1	1	15	10.2	
vs Memphis	11/26/2022	*	36:39	1-4	.250	1-3	.333	4-4	1.000	1	5	6	3.0	3	9	2	1	0	7	9.7	
North Carolina	12/01/2022	*	34:47	3-4	.750	1-1	1.000	3-3	1.000	1	6	7	3.5	2	9	0	1	1	10	9.8	
Illinois	12/04/2022	*	38:57	5-9	.556	2-4	.500	1-1	1.000	1	1	2	3.3	2	3	1	0	1	13	10.1	
at Penn St.	12/08/2022	*	38:54	3-4	.750	1-2	.500	4-4	1.000	0	3	3	3.3	1	7	1	1	1	11	10.2	
Morehead St.	12/18/2022	*	27:57	3-5	.600	1-2	.500	0-0	.000	1	6	7	3.6	0	5	0	0	1	7	9.9	
Butler	12/21/2022	*	35:33	1-6	.167	0-3	.000	4-4	1.000	1	6	7	3.9	0	4	3	0	1	6	9.6	
at Michigan St.	12/29/2022	*	38:59	4-7	.571	0-1	.000	3-4	.750	3	1	4	3.9	2	7	4	0	3	11	9.7	
Nebraska	01/01/2023	*	42:32	3-10	.300	0-3	.000	7-8	.875	0	4	4	3.9	1	4	3	0	5	13	9.9	
at Northwestern	01/08/2023	*	35:44	2-7	.286	0-3	.000	0-0	.000	0	3	3	3.9	2	3	1	1	0	4	9.5	
Maryland	01/12/2023	*	33:57	2-6	.333	0-2	.000	4-7	.571	1	6	7	4.1	1	3	2	1	4	8	9.4	
Wisconsin	01/15/2023	*	29:45	2-6	.333	0-3	.000	1-2	.500	0	4	4	4.1	2	6	0	0	2	5	9.2	
at Illinois	01/18/2023	*	36:01	3-5	.600	0-0	.000	6-7	.857	0	0	0	3.8	2	6	2	0	0	12	9.3	
at Michigan	01/23/2023	*	36:16	3-10	.300	1-4	.250	5-6	.833	2	2	4	3.8	4	7	2	2	1	12	9.5	
Ohio St.	01/26/2023	*	38:18	1-8	.125	0-3	.000	2-3	.667	2	3	5	3.9	0	6	2	0	0	4	9.2	
Rutgers	01/29/2023	*	34:41	2-3	.667	0-0	.000	1-2	.500	0	1	1	3.8	0	5	1	0	1	5	9.0	
at Minnesota	02/01/2023	*	19:58	3-7	.429	0-2	.000	0-0	.000	0	0	0	3.6	2	3	3	0	1	6	8.9	
at Purdue	02/05/2023	*	31:51	5-11	.455	3-8	.375	0-0	.000	0	9	9	3.8	2	3	1	1	5	13	9.0	
Iowa	02/09/2023	*	37:28	1-8	.125	1-4	.250	8-8	1.000	1	8	9	4.0	3	3	2	0	1	11	9.1	
at Ohio St.	02/13/2023	*	37:20	1-3	.333	0-0	.000	0-0	.000	4	3	7	4.2	2	7	1	0	2	2	8.8	
Michigan	02/16/2023	*	34:17	5-7	.714	3-5	.600	0-0	.000	0	4	4	4.2	2	3	1	0	3	13	9.0	
Purdue	02/19/2023	*	34:30	5-10	.500	4-8	.500	0-0	.000	1	1	2	4.1	3	5	3	0	0	14	9.2	
at Iowa	02/26/2023	*	33:33	6-12	.500	2-5	.400	4-4	1.000	2	1	3	4.0	4	3	0	0	1	18	9.5	
Totals			28	930:46	83-187	.444	28-88	.318	72-84	.857	24	89	113	4.0	46	135	41	12	43	266	9.5

### Player Averages

Games Played	Minutes/game	Points/game	FG Pct	3FG Pct	FT Pct	Rebounds/game	Assists/game	Turnovers/game	Assist/Turnover ratio	Steals/game	Blocks/game
28	33.2	9.5	44.4	31.8	85.7	4.0	4.8	1.5	3.3	1.5	0.4

**2022-23 Game Highs**

Points.....18, at Iowa (2/26/23)  
Rebounds.....9, 2x, last vs. Iowa (2/9/23)  
Assists.....9, 2x, last vs. North Carolina (12/1/22)  
Steals.....5, 2x, last at Purdue (2/5/23)  
Blocks.....2, at Michigan (1/23/23)  
FG Made.....6, at Iowa (2/26/23)  
3FG Made.....4, vs. Purdue (2/19/23)  
FT Made.....7, vs. Nebraska (1/1/23)  
Minutes.....42, vs. Nebraska (1/1/23)

### Career Highs

Points.....18, at Iowa (2/26/23)  
Rebounds.....10, vs. Purdue (2/6/22)  
Assists.....9, 2x, last vs. North Carolina (12/1/22)  
Steals.....5, 2x, last at Purdue (2/5/23)  
Blocks.....2, at Michigan (1/23/23)  
FG Made.....6, at Iowa (2/26/23)  
3FG Made.....4, vs. Purdue (2/19/23)  
FT Made.....7, vs. Nebraska (1/1/23)  
Minutes.....42, 2x, last vs. Nebraska (1/1/23)

### CAREER STATISTICS

SEASON	TEAM	GP-GS	MIN/AVG	Field Goals		3-Point		F-Throws		Rebounds				Scoring						
				FG-FGA	FG%	3FG-3FGA	3FG%	FT-FTA	FT%	OFF	DEF	TOT	AVG	PF-FO	A	TO	BLK	STL	PTS	AVG
2020-21	IND	25-0	184/7.3	10-38	.263	4-27	.148	8-17	.471	1	23	24	1.0	17-0	17	8	0	7	32	1.3
2021-22	IND	31-2	656/21.2	58-136	.426	22-71	.310	24-33	.727	13	77	90	2.9	50-0	30	31	4	18	162	5.2
2022-23	IND	28-28	931/33.2	83-187	.444	28-88	.318	72-84	.857	24	89	113	4.0	46-0	135	41	12	43	266	9.5
<b>TOTAL</b>		<b>84-30</b>	<b>1771/21.1</b>	<b>151-361</b>	<b>.418</b>	<b>54-186</b>	<b>.290</b>	<b>104-134</b>	<b>.776</b>	<b>38</b>	<b>189</b>	<b>227</b>	<b>2.7</b>	<b>113-0</b>	<b>182</b>	<b>80</b>	<b>16</b>	<b>68</b>	<b>460</b>	<b>5.5</b>





# 23

## KIANDRA BROWNE

JUNIOR • FORWARD • 6-2

MONTREAL, QUEBEC, CANADA • ST-LAURENT

### NOTES ON BROWNE

- Missed the first 15 games of 2022-23 with a hand injury and return to action against Northwestern
- Made her first bucket this season against Wisconsin
- Made eight starts as a sophomore
- Set a new season-high 10 rebounds against Western Michigan
- The only Division I NCAA women's basketball player to wear a hijab, a traditional Muslim head covering
- Major: criminal justice
- Birthday: Feb. 6

### 2022-23 GAME-BY-GAME

Opponent	Date	GS	MIN	Total		3-Pointers		Free throws		Rebounds				PF	A	TO	BLK	STL	PTS	AVG
				FG-FGA	PCT	3FG-3FGA	PCT	FT-FTA	PCT	OFF	DEF	TOT	AVG							
at Northwestern	01/08/2023		02:17	0-0	.000	0-0	.000	0-0	.000	0	0	0	0.0	1	0	0	0	1	0	0.0
Wisconsin	01/15/2023		01:51	1-1	1.000	0-0	.000	0-0	.000	0	0	0	0.0	0	0	1	0	0	2	1.0
at Minnesota	02/01/2023		00:06	0-0	.000	0-0	.000	0-0	.000	0	0	0	0.0	0	0	0	0	0	0	0.7
at Purdue	02/05/2023		01:03	0-0	.000	0-0	.000	0-0	.000	0	0	0	0.0	0	0	0	0	0	0	0.5
Michigan	02/16/2023		02:18	0-2	.000	0-0	.000	0-0	.000	0	0	0	0.0	0	0	0	0	0	0	0.4
Purdue	02/19/2023		02:11	0-1	.000	0-0	.000	0-0	.000	0	1	1	0.2	0	1	0	0	0	0	0.3
<b>Totals</b>		<b>0</b>	<b>09:46</b>	<b>1-4</b>	<b>.250</b>	<b>0-0</b>	<b>.000</b>	<b>0-0</b>	<b>.000</b>	<b>0</b>	<b>1</b>	<b>1</b>	<b>0.2</b>	<b>1</b>	<b>1</b>	<b>1</b>	<b>0</b>	<b>1</b>	<b>2</b>	<b>0.3</b>

### GAME AND CAREER HIGHS

#### 2022-23 Game Highs

Points..... 2, vs. Wisconsin (1/15/23)  
 Rebounds..... N/A  
 Assists..... 1, vs. Purdue (2/19/23)  
 Steals..... 1, at Northwestern (1/8/23)  
 Blocks..... N/A  
 FG Made..... 1, vs. Wisconsin (1/15/23)  
 3FG Made..... N/A  
 FT Made..... N/A  
 Minutes..... 2, 2x, last vs. Michigan (2/16/23)

#### Career Highs

Points..... 12, vs. Nebraska (12/20/20)  
 Rebounds..... 10, 2x, last vs. W. Michigan (12/19/21)  
 Assists..... 2, vs. Nebraska (12/20/20)  
 Steals..... 2, vs. Nebraska (1/13/22)  
 Blocks..... 1, 5x, last at Michigan (1/31/22)  
 FG Made..... 4, at Butler (11/10/21)  
 3FG Made..... N/A  
 FT Made..... 7, vs. W. Michigan (12/19/21)  
 Minutes..... 30, vs. MSU (2/12/22)

#### Player Averages

Games Played	Minutes/game	Points/game	FG Pct	3FG Pct	FT Pct	Rebounds/game	Assists/game	Turnovers/game	Assist/Turnover ratio	Steals/game	Blocks/game
6	1.6	0.3	25.0	0.0	0.0	0.2	0.2	0.2	1.0	0.2	0.0

### CAREER STATISTICS

				Field Goals		3-Point		F-Throws		Rebounds				Scoring						
SEASON	TEAM	GP-GS	MIN/AVG	FG-FGA	FG%	3FG-3FGA	3FG%	FT-FTA	FT%	OFF	DEF	TOT	AVG	PF-FO	A	TO	BLK	STL	PTS	AVG
2020-21	IND	21-0	174/8.3	15-26	.577	0-1	.000	14-20	.700	14	19	33	1.6	35-1	4	12	1	2	44	2.1
2021-22	IND	30-8	403/13.4	33-56	.589	0-4	.000	20-29	.690	40	57	97	3.2	64-3	6	32	6	8	86	2.9
2022-23	IND	6-0	10/1.6	1-4	.250	0-0	.000	0-0	.000	0	1	1	0.2	1-0	1	1	0	1	2	0.3
<b>TOTAL</b>		<b>57-8</b>	<b>587/10.3</b>	<b>49-86</b>	<b>.570</b>	<b>0-5</b>	<b>.000</b>	<b>34-49</b>	<b>.694</b>	<b>54</b>	<b>77</b>	<b>131</b>	<b>2.3</b>	<b>100-4</b>	<b>11</b>	<b>45</b>	<b>7</b>	<b>11</b>	<b>132</b>	<b>2.3</b>





# 24

## MONA ZARIC

SOPHOMORE • FORWARD • 6-2  
NOVI SAD, SERBIA

### NOTES ON ZARIC

- Set a career-high seven points in a win over Morehead St. including her first career 3-pointer
- Played for Keravnos B.C. for 10 years and Sistema Rosa Pordenone for 2 years
- A two-time U16 Cypriot Championship and U18 Cypriot Championship winner
- Named to the league's senior team three times and senior super cup team three times
- Named U16 and U18 Cypriot League MVP a total of four times
- Major: exercise science
- Birthday: Nov. 29

### 2022-23 GAME-BY-GAME

### GAME AND CAREER HIGHS

#### 2022-23 Game Highs

Points..... 7, vs. Morehead St. (12/18/22)  
Rebounds..... 3, 2x, last vs. Morehead St. (12/18/22)  
Assists..... 1, vs. Bowling Green (11/17/22)  
Steals..... 2, vs. Quinnipiac (11/20/22)  
Blocks..... 1, vs. Bowling Green (11/17/22)  
FG Made..... 3, vs. Morehead St. (12/18/22)  
3FG Made..... 1, vs. Morehead St. (12/18/22)  
FT Made..... 1, vs. Vermont (11/8/22)  
Minutes..... 14, vs. UMass Lowell (11/11/22)

#### Career Highs

Points..... 7, vs. Morehead St. (12/18/22)  
Rebounds..... 3, 2x, last vs. Morehead St. (12/18/22)  
Assists..... 1, vs. Bowling Green (11/17/22)  
Steals..... 2, vs. Quinnipiac (11/20/22)  
Blocks..... 1, vs. Bowling Green (11/17/22)  
FG Made..... 3, vs. Morehead St. (12/18/22)  
3FG Made..... 1, vs. Morehead St. (12/18/22)  
FT Made..... 1, vs. Vermont (11/8/22)  
Minutes..... 14, vs. UMass Lowell (11/11/22)

Opponent	Date	GS	MIN	Total		3-Pointers		Free throws		Rebounds				PF	A	TO	BLK	STL	PTS	AVG
				FG-FGA	PCT	3FG-3FGA	PCT	FT-FTA	PCT	OFF	DEF	TOT	AVG							
Vermont	11/08/2022		04:19	0-0	.000	0-0	.000	1-2	.500	0	2	2	2.0	0	0	0	0	1	1.0	
UMass Lowell	11/11/2022		14:54	1-3	.333	0-2	.000	0-0	.000	2	1	3	2.5	4	0	2	0	1	2	1.5
Bowling Green	11/17/2022		05:04	0-0	.000	0-0	.000	0-0	.000	0	1	1	2.0	0	1	0	1	0	0	1.0
Quinnipiac	11/20/2022		13:08	2-4	.500	0-1	.000	0-0	.000	0	1	1	1.8	1	0	0	0	2	4	1.8
North Carolina	12/01/2022		01:22	0-1	.000	0-1	.000	0-0	.000	0	0	0	1.4	0	0	0	0	0	0	1.4
Morehead St.	12/18/2022		13:32	3-4	.750	1-1	1.000	0-0	.000	1	2	3	1.7	0	0	2	0	0	7	2.3
Butler	12/21/2022		03:00	0-0	.000	0-0	.000	0-0	.000	0	0	0	1.4	0	0	0	0	0	0	2.0
Rutgers	01/29/2023		00:53	0-0	.000	0-0	.000	0-0	.000	0	0	0	1.3	0	0	0	0	0	0	1.8
at Minnesota	02/01/2023		00:46	0-0	.000	0-0	.000	0-0	.000	0	0	0	1.1	0	0	0	0	0	0	1.6
at Purdue	02/05/2023		01:03	0-0	.000	0-0	.000	0-0	.000	1	0	1	1.1	0	0	0	0	0	0	1.4
at Ohio St.	02/13/2023		01:02	0-0	.000	0-0	.000	0-0	.000	0	0	0	1.0	0	0	0	0	0	0	1.3
Michigan	02/16/2023		00:59	0-0	.000	0-0	.000	0-0	.000	0	0	0	0.9	0	0	0	0	0	0	1.2
Purdue	02/19/2023		01:54	0-0	.000	0-0	.000	0-0	.000	0	0	0	0.8	1	0	0	0	0	0	1.1
Totals		0	61:56	6-12	.500	1-5	.200	1-2	.500	4	7	11	0.8	6	1	4	1	3	14	1.1

#### Player Averages

Games Played	Minutes/game	Points/game	FG Pct	3FG Pct	FT Pct	Rebounds/game	Assists/game	Turnovers/game	Assist/Turnover ratio	Steals/game	Blocks/game
13	4.8	1.1	50.0	20.0	50.0	0.8	0.1	0.3	0.3	0.2	0.1

### CAREER STATISTICS

				Field Goals		3-Point		F-Throws		Rebounds								Scoring		
SEASON	TEAM	GP-GS	MIN/AVG	FG-FGA	FG%	3FG-3FGA	3FG%	FT-FTA	FT%	OFF	DEF	TOT	AVG	PF-FO	A	TO	BLK	STL	PTS	AVG
2021-22	IND	10-0	20/2.0	1-1	1.000	0-0	.000	0-0	.000	1	0	1	0.1	3-0	3	4	0	0	2	0.2
2022-23	IND	13-0	62/4.8	6-12	.500	1-5	.200	1-2	.500	4	7	11	0.8	6-0	1	4	1	3	14	1.1
TOTAL		23-0	82/3.6	7-13	.538	1-5	.200	1-2	.500	5	7	12	0.5	9-0	4	8	1	3	16	0.7





# 25

## ARIELLE WISNE

R-JUNIOR • CENTER • 6-5  
THORTON, COLO. • HORIZON

### NOTES ON WISNE

- Has appeared in 39 games in her career off the bench for the Hoosiers
- Scored buckets against UMass Lowell and Morehead St.
- Grabbed a pair of rebounds against Morehead St.
- Major: media
- Birthday: May 12

### 2022-23 GAME-BY-GAME

Opponent	Date	GS	MIN	Total		3-Pointers		Free throws		Rebounds				PF	A	TO	BLK	STL	PTS	AVG
				FG-FGA	PCT	3FG-3FGA	PCT	FT-FTA	PCT	OFF	DEF	TOT	AVG							
Vermont	11/08/2022		01:26	0-0	.000	0-0	.000	0-0	.000	0	0	0	0.0	0	0	1	0	0	0	0.0
UMass Lowell	11/11/2022		02:19	1-1	1.000	0-0	.000	0-1	.000	0	1	1	0.5	1	0	0	0	0	2	1.0
Quinnipiac	11/20/2022		01:43	0-0	.000	0-0	.000	0-0	.000	0	0	0	0.3	0	0	0	0	0	0	0.7
Morehead St.	12/18/2022		02:50	1-2	.500	0-0	.000	1-2	.500	2	0	2	0.8	1	0	0	0	0	3	1.3
Wisconsin	01/15/2023		02:51	0-0	.000	0-0	.000	0-0	.000	0	0	0	0.6	0	0	0	0	0	0	1.0
Rutgers	01/29/2023		00:53	0-0	.000	0-0	.000	0-0	.000	0	0	0	0.5	0	0	0	0	0	0	0.8
Iowa	02/09/2023		00:04	0-0	.000	0-0	.000	0-0	.000	0	0	0	0.4	0	0	0	0	0	0	0.7
at Ohio St.	02/13/2023		00:33	0-0	.000	0-0	.000	0-0	.000	0	0	0	0.4	0	0	0	0	0	0	0.6
Purdue	02/19/2023		01:15	0-0	.000	0-0	.000	0-0	.000	0	0	0	0.3	0	0	0	0	0	0	0.6
<b>Totals</b>		<b>0</b>	<b>13:54</b>	<b>2-3</b>	<b>.667</b>	<b>0-0</b>	<b>.000</b>	<b>1-3</b>	<b>.333</b>	<b>2</b>	<b>1</b>	<b>3</b>	<b>0.3</b>	<b>2</b>	<b>0</b>	<b>1</b>	<b>0</b>	<b>0</b>	<b>5</b>	<b>0.6</b>

### Player Averages

Games Played	Minutes/ game	Points/ game	FG Pct	3FG Pct	FT Pct	Rebounds/ game	Assists/ game	Turnovers/ game	Assist/Turnover ratio	Steals/ game	Blocks/ game
9	1.5	0.6	66.7	0.0	33.3	0.3	0.0	0.1	0.0	0.0	0.0

### GAME AND CAREER HIGHS

#### 2022-23 Game Highs

Points.....3, vs. Morehead St. (12/18/22)  
 Rebounds ..... 2, vs. Morehead St (12/18/22)  
 Assists .....N/A  
 Steals.....N/A  
 Blocks .....N/A  
 FG Made ..... 1, 2x, last vs. Morehead St. (12/18/22)  
 3FG Made .....N/A  
 FT Made..... 1, vs. Morehead St. (12/18/22)  
 Minutes.....2, 2x, last vs. Morehead St. (12/18/22)

#### Career Highs

Points.....4, vs. Eastern Ky. (11/25/20)  
 Rebounds ..... 3, vs. Eastern Ky. (11/25/20)  
 Assists .....N/A  
 Steals.....N/A  
 Blocks ..... 1, 3x, last vs. Ohio State (3/5/22)  
 FG Made ..... 2, vs. Eastern Ky. (11/25/20)  
 3FG Made .....N/A  
 FT Made..... 1, vs. Morehead St. (12/18/22)  
 Minutes.....8, vs. Samford (12/3/20)

### CAREER STATISTICS

				Field Goals		3-Point		F-Throws		Rebounds				Scoring						
SEASON	TEAM	GP-GS	MIN/AVG	FG-FGA	FG%	3FG-3FGA	3FG%	FT-FTA	FT%	OFF	DEF	TOT	AVG	PF-FO	A	TO	BLK	STL	PTS	AVG
2020-21	IND	13-0	39/3.0	2-6	.333	0-0	.000	0-0	.000	4	5	9	0.7	9-0	0	3	3	0	4	0.3
2021-22	IND	17-0	46/2.7	0-1	.000	0-0	.000	0-0	.000	3	4	7	0.4	7-0	0	3	1	0	0	0.0
2022-23	IND	9-0	14/1.5	2-3	.667	0-0	.000	1-3	.333	2	1	3	0.3	2-0	0	1	0	0	5	0.6
<b>TOTAL</b>		<b>39-0</b>	<b>100/2.6</b>	<b>4-10</b>	<b>.400</b>	<b>0-0</b>	<b>.000</b>	<b>1-3</b>	<b>.333</b>	<b>9</b>	<b>10</b>	<b>19</b>	<b>0.5</b>	<b>18-0</b>	<b>0</b>	<b>7</b>	<b>4</b>	<b>0</b>	<b>9</b>	<b>0.2</b>





# 32

## ALYSSA GEARY

GR. • FORWARD • 6-4

ELMHURST, ILL. • NAZARETH ACADEMY  
PROVIDENCE

### NOTES ON GEARY

- Has appeared in 19 games as a grad transfer this season
- Scored a season-high 11 points against Quinnipiac
- Added six points and a season-high five rebounds against Morehead State
- Started all 30 games during her senior season at Providence, playing in 118 in her four year career
- Averaged 9.5 points, 4.2 rebounds, 2.0 assists and 1.1 blocked shots per game as a senior
- Major: graduated from Providence in May '22 with a degree in marketing; non-degree seeking master's student
- Birthday: Aug. 21

### 2022-23 GAME-BY-GAME

### GAME AND CAREER HIGHS

#### 2022-23 Game Highs

Points..... 11, vs. Quinnipiac (11/20/22)  
Rebounds .....5, vs. Morehead St. (12/18/22)  
Assists .....2, vs. Morehead St. (12/18/22)  
Steals ..... 1, 2x, last vs. Morehead St. (12/18/22)  
Blocks .....3, vs. Morehead St. (12/18/22)  
FG Made ..... 5, vs. Quinnipiac (11/20/22)  
3FG Made ..... 1, vs. Bowling Green (11/17/22)  
FT Made .....2, 2x, last vs. Morehead St. (12/18/22)  
Minutes.....16, vs. Morehead St (12/18/22)

#### Career Highs

Points..... 24, vs. UMass (11/23/21)\*  
Rebounds .....13, vs. Villanova (12/3/21)\*  
Assists .....6, at Butler (12/5/20)\*  
Steals .....3, 2x, last vs. DePaul (2/27/21)\*  
Blocks .....6, vs. Georgetown (3/6/20)\*  
FG Made ..... 8, vs. UMass (11/23/21)\*  
3FG Made .....8, vs. Georgetown (12/5/21)\*  
FT Made .....8, vs. Villanova (12/3/21)\*  
Minutes.....35, vs. Butler (3/5/21)\*

\* - at Providence

Opponent	Date	GS	MIN	Total		3-Pointers		Free throws		Rebounds				PF	A	TO	BLK	STL	PTS	AVG
				FG-FGA	PCT	3FG-3FGA	PCT	FT-FTA	PCT	OFF	DEF	TOT	AVG							
Vermont	11/08/2022		07:41	2-3	.667	0-0	.000	0-0	.000	2	2	4	4.0	0	0	1	0	1	4	4.0
UMass Lowell	11/11/2022		11:36	2-6	.333	0-1	.000	0-0	.000	4	0	4	4.0	0	0	0	0	0	4	4.0
at Tennessee	11/14/2022		04:39	0-0	.000	0-0	.000	0-0	.000	0	0	0	2.7	1	0	0	1	0	0	2.7
Bowling Green	11/17/2022		12:01	1-2	.500	1-1	1.000	2-2	1.000	1	2	3	2.8	3	1	0	2	0	5	3.3
Quinnipiac	11/20/2022		12:42	5-6	.833	0-1	.000	1-2	.500	1	1	2	2.6	2	1	0	1	0	11	4.8
vs Auburn	11/25/2022		10:03	1-1	1.000	0-0	.000	0-0	.000	0	1	1	2.3	1	0	0	0	0	2	4.3
vs Memphis	11/26/2022		04:24	0-1	.000	0-0	.000	0-0	.000	0	2	2	2.3	2	0	1	0	0	0	3.7
North Carolina	12/01/2022		06:11	2-3	.667	0-1	.000	0-0	.000	0	0	0	2.0	1	0	0	0	0	4	3.8
Morehead St.	12/18/2022		16:37	2-4	.500	0-1	.000	2-3	.667	1	4	5	2.3	1	2	2	3	1	6	4.0
Butler	12/21/2022		07:13	0-0	.000	0-0	.000	0-0	.000	0	2	2	2.3	2	0	1	0	0	0	3.6
at Michigan St.	12/29/2022		04:15	0-0	.000	0-0	.000	0-0	.000	0	1	1	2.2	3	0	1	0	0	0	3.3
Nebraska	01/01/2023		03:39	1-1	1.000	0-0	.000	0-2	.000	1	0	1	2.1	1	0	1	0	0	2	3.2
Wisconsin	01/15/2023		06:31	0-2	.000	0-0	.000	0-0	.000	1	1	2	2.1	0	1	0	0	0	0	2.9
Rutgers	01/29/2023		03:52	0-1	.000	0-0	.000	1-2	.500	1	1	2	2.1	0	0	0	0	0	1	2.8
at Minnesota	02/01/2023		01:53	1-1	1.000	0-0	.000	0-0	.000	0	0	0	1.9	0	0	0	0	0	2	2.7
at Purdue	02/05/2023		02:39	0-1	.000	0-0	.000	0-0	.000	0	1	1	1.9	0	0	0	0	0	0	2.6
at Ohio St.	02/13/2023		01:34	0-0	.000	0-0	.000	0-0	.000	0	0	0	1.8	0	0	0	0	0	0	2.4
Michigan	02/16/2023		00:59	0-0	.000	0-0	.000	0-0	.000	0	0	0	1.7	0	0	0	0	0	0	2.3
Purdue	02/19/2023		01:54	0-1	.000	0-0	.000	0-0	.000	0	1	1	1.6	0	0	0	1	0	0	2.2
Totals		0	120:24	17-33	.515	1-5	.200	6-11	.545	12	19	31	1.6	17	5	7	8	2	41	2.2

#### Player Averages

Games Played	Minutes/game	Points/game	FG Pct	3FG Pct	FT Pct	Rebounds/game	Assists/game	Turnovers/game	Assist/Turnover ratio	Steals/game	Blocks/game
19	6.3	2.2	51.5	20.0	54.5	1.6	0.3	0.4	0.7	0.1	0.4

### CAREER STATISTICS

				Field Goals		3-Point		F-Throws		Rebounds									Scoring	
SEASON	TEAM	GP-GS	MIN/AVG	FG-FGA	FG%	3FG-3FGA	3FG%	FT-FTA	FT%	OFF	DEF	TOT	AVG	PF-FO	A	TO	BLK	STL	PTS	AVG
2018-19	PROV	35-0	467/13.3	38-107	.355	16-46	.348	9-12	.750	11	77	88	2.5	58-1	18	34	19	4	101	2.9
2019-20	PROV	32-15	759/23.7	95-235	.404	25-75	.333	13-27	.481	11	137	148	4.6	68-0	51	66	49	13	228	7.1
2020-21	PROV	21-21	638/30.4	95-223	.426	18-68	.265	31-40	.775	11	89	100	4.8	57-3	50	62	28	17	239	11.4
2021-22	PROV	30-30	787/26.2	109-289	.377	14-77	.182	54-66	.818	20	106	126	4.2	77-5	61	91	32	13	286	9.5
2022-23	IND	19-0	120/6.3	17-33	.515	1-5	.200	6-11	.545	12	19	31	1.6	17-0	5	7	8	2	41	2.2
TOTAL FOR IND		19-0	120/6.3	17-33	.515	1-5	.200	6-11	.545	12	19	31	1.6	17-0	5	7	8	2	41	2.2
TOTAL		137-66	2770/20.2	354-887	.399	74-271	.273	113-156	.724	65	428	493	3.6	277-9	185	260	136	49	895	6.5





# 33

## SYDNEY PARRISH

JUNIOR • GUARD • 6-2  
FISHERS, IND. • HAMILTON SOUTHEASTERN OREGON

### NOTES ON PARRISH

- All-Big Ten Honorable Mention (coaches and media)
- Scored a season-high 24 points against No. 6 UNC
- Leads the team with 48 steals (1.7 per game) and multiple steals on 12 occasions
- Has four double-doubles including 13 points and 10 rebounds against Purdue
- Also crashes the boards where she pulls down 5.6 rebounds per game
- 2020 Indiana Miss Basketball - the 5th Miss Basketball to play for IU
- Major: media
- Birthday: Oct. 10

### 2022-23 GAME-BY-GAME

### GAME AND CAREER HIGHS

#### 2022-23 Game Highs

Points..... 24, vs. North Carolina (12/1/22)  
Rebounds .....11, vs. Ohio State (1/26/23)  
Assists ..... 5, at Tennessee (11/14/22)  
Steals .....5, at Minnesota (2/1/23)  
Blocks .....2, 2x last at Michigan (1/23/22)  
FG Made .....9, vs. North Carolina (12/1/22)  
3FG Made .....4, vs. North Carolina (12/1/22)  
FT Made .....6, vs. Auburn (11/25/22)  
Minutes.....41, vs. Nebraska (1/1/23)

#### Career Highs

Points..... 26, at Portland (12/4/21)\*  
Rebounds ..... 11, 2x, last vs. Ohio State (1/26/23)  
Assists ..... 6, vs. McNeese (12/13/21)\*  
Steals .....5, at Minnesota (2/1/23)  
Blocks .....2, 4x, last at Michigan (1/23/22)  
FG Made .....10, at Portland (12/4/21)\*  
3FG Made .....7, at California (1/9/22)\*  
FT Made .....7, vs. Oklahoma (11/20/21)\*  
Minutes.....41, vs. Nebraska (1/1/23)

\* - at Oregon

Opponent	Date	GS	MIN	Total		3-Pointers		Free throws		Rebounds			PF	A	TO	BLK	STL	PTS	AVG		
				FG-FGA	PCT	3FG-3FGA	PCT	FT-FTA	PCT	OFF	DEF	TOT	AVG								
Vermont	11/08/2022		22:19	3-7	.429	1-4	.250	1-2	.500	1	3	4	4.0	2	0	0	1	4	8.0		
UMass Lowell	11/11/2022		17:27	3-7	.429	0-3	.000	3-6	.500	1	7	8	6.0	1	1	0	0	1	9	8.5	
at Tennessee	11/14/2022		27:31	3-9	.333	2-7	.286	5-8	.625	3	1	4	5.3	4	5	2	0	2	13	10.0	
Bowling Green	11/17/2022		18:33	5-9	.556	1-4	.250	0-0	.000	2	8	10	6.5	2	1	2	0	0	11	10.3	
Quinnipiac	11/20/2022		23:53	1-7	.143	1-3	.333	1-2	.500	2	0	2	5.6	4	3	1	1	3	4	9.0	
vs Auburn	11/25/2022		36:08	4-9	.444	2-5	.400	6-6	1.000	2	7	9	6.2	5	3	2	0	3	16	10.2	
vs Memphis	11/26/2022	*	34:51	3-7	.429	1-4	.250	3-6	.500	3	4	7	6.3	4	4	2	1	1	10	10.1	
North Carolina	12/01/2022	*	35:57	9-15	.600	4-7	.571	2-3	.667	0	6	6	6.3	3	1	1	0	2	24	11.9	
Illinois	12/04/2022	*	39:19	3-8	.375	2-4	.500	4-6	.667	0	10	10	6.7	3	2	0	2	4	12	11.9	
at Penn St.	12/08/2022	*	33:45	7-13	.538	2-4	.500	2-2	1.000	2	5	7	6.7	3	3	4	0	0	18	12.5	
Morehead St.	12/18/2022	*	20:54	5-10	.500	1-3	.333	1-2	.500	0	3	3	6.4	1	1	1	1	3	12	12.5	
Butler	12/21/2022	*	33:28	4-8	.500	2-4	.500	0-0	.000	1	3	4	6.2	2	1	3	0	1	10	12.3	
at Michigan St.	12/29/2022	*	35:31	4-10	.400	1-4	.250	1-2	.500	1	1	2	5.8	5	4	2	0	1	10	12.1	
Nebraska	01/01/2023	*	41:16	5-12	.417	3-9	.333	3-3	1.000	0	7	7	5.9	2	3	2	0	2	16	12.4	
at Northwestern	01/08/2023	*	21:36	3-10	.300	1-5	.200	5-6	.833	3	5	8	6.1	4	1	1	0	4	12	12.3	
Maryland	01/12/2023	*	28:46	7-13	.538	3-7	.429	1-2	.500	0	4	4	5.9	5	0	4	1	3	18	12.7	
Wisconsin	01/15/2023	*	24:05	4-7	.571	2-5	.400	0-0	.000	1	3	4	5.8	3	1	1	1	2	10	12.5	
at Illinois	01/18/2023	*	31:22	3-7	.429	2-5	.400	0-0	.000	0	4	4	5.7	4	1	0	0	0	8	12.3	
at Michigan	01/23/2023	*	29:37	4-11	.364	3-6	.500	1-4	.250	1	4	5	5.7	3	2	0	2	0	12	12.3	
Ohio St.	01/26/2023	*	31:46	4-9	.444	1-5	.200	3-4	.750	1	10	11	6.0	4	4	1	1	1	12	12.3	
Rutgers	01/29/2023	*	33:16	5-10	.500	3-6	.500	4-4	1.000	0	6	6	6.0	2	2	2	1	1	17	12.5	
at Minnesota	02/01/2023	*	28:38	8-12	.667	3-4	.750	4-5	.800	3	5	8	6.0	5	2	3	1	5	23	13.0	
at Purdue	02/05/2023	*	31:36	4-12	.333	2-8	.250	5-6	.833	2	1	3	5.9	2	0	3	1	1	15	13.0	
Iowa	02/09/2023	*	21:27	3-5	.600	2-2	1.000	1-2	.500	0	2	2	5.8	5	2	4	1	1	9	12.9	
at Ohio St.	02/13/2023	*	20:28	1-5	.200	1-4	.250	0-0	.000	0	2	2	5.6	2	3	1	0	1	3	12.5	
Michigan	02/16/2023	*	24:40	1-5	.200	0-1	.000	1-1	1.000	1	1	2	5.5	3	1	2	0	1	3	12.1	
Purdue	02/19/2023	*	31:32	4-9	.444	0-4	.000	5-5	1.000	3	7	10	5.6	1	0	0	1	0	13	12.1	
at Iowa	02/26/2023	*	33:15	6-12	.500	3-7	.429	3-3	1.000	2	3	5	5.6	4	2	3	0	1	18	12.4	
Totals			22	812:57	116-258	.450	49-134	.366	65-90	.722	35	122	157	5.6	88	53	47	16	48	346	12.4

#### Player Averages

Games Played	Minutes/game	Points/game	FG Pct	3FG Pct	FT Pct	Rebounds/game	Assists/game	Turnovers/game	Assist/Turnover ratio	Steals/game	Blocks/game
28	29.0	12.4	45.0	36.6	72.2	5.6	1.9	1.7	1.1	1.7	0.6

### CAREER STATISTICS

				Field Goals		3-Point		F-Throws		Rebounds				Scoring						
SEASON	TEAM	GP-GS	MIN/AVG	FG-FGA	FG%	3FG-3FGA	3FG%	FT-FTA	FT%	OFF	DEF	TOT	AVG	PF-FO	A	TO	BLK	STL	PTS	AVG
2020-21	Oregon	23-2	387/16.8	45-134	.336	22-66	.333	26-29	.897	17	46	63	2.7	29-0	15	15	8	23	138	6.0
2021-22	Oregon	32-32	789/24.7	95-247	.385	52-147	.354	30-40	.750	30	76	106	3.3	70-0	32	46	7	31	272	8.5
2022-23	IND	28-22	813/29.0	116-258	.450	49-134	.366	65-90	.722	35	122	157	5.6	88-5	53	47	16	48	346	12.4
<b>TOTAL FOR IND</b>		<b>28-22</b>	<b>813/29.0</b>	<b>116-258</b>	<b>.450</b>	<b>49-134</b>	<b>.366</b>	<b>65-90</b>	<b>.722</b>	<b>35</b>	<b>122</b>	<b>157</b>	<b>5.6</b>	<b>88-5</b>	<b>53</b>	<b>47</b>	<b>16</b>	<b>48</b>	<b>346</b>	<b>12.4</b>
<b>TOTAL</b>		<b>83-56</b>	<b>1990/24.0</b>	<b>256-639</b>	<b>.401</b>	<b>123-347</b>	<b>.354</b>	<b>121-159</b>	<b>.761</b>	<b>82</b>	<b>244</b>	<b>326</b>	<b>3.9</b>	<b>187-5</b>	<b>100</b>	<b>108</b>	<b>31</b>	<b>102</b>	<b>756</b>	<b>9.1</b>





# 34

## GRACE BERGER

GR. • GUARD • 6-0  
LOUISVILLE, KY. • SACRED HEART

### NOTES ON BERGER

- 2022-23 preseason All-Big Ten
- Using her extra year of eligibility in 2022-23
- Missed eight games with a knee injury (Nov. 26-Jan.8)
- Ranks second all-time in assists (553) and 9th in scoring (1,779)
- Adopted a rescue dog this offseason, a Chihuahua mix named Walnut
- Graduated from IU with undergraduate degree in sports marketing and management in May 2021
- Major: athletic administration (master's degree)
- Birthdate: June 3

### 2022-23 GAME-BY-GAME

Opponent	Date	GS	MIN	Total		3-Pointers		Free throws		Rebounds			PF	A	TO	BLK	STL	PTS	AVG		
				FG-FGA	PCT	3FG-3FGA	PCT	FT-FTA	PCT	OFF	DEF	TOT								AVG	
Vermont	11/08/2022	*	30:46	5-9	.556	1-2	.500	3-3	1.000	3	5	8	8.0	2	8	4	0	14	14.0		
UMass Lowell	11/11/2022	*	19:41	3-8	.375	0-1	.000	0-0	.000	1	3	4	6.0	0	3	1	0	6	10.0		
at Tennessee	11/14/2022	*	37:22	6-11	.545	1-1	1.000	0-0	.000	1	9	10	7.3	3	6	3	0	23	11.0		
Bowling Green	11/17/2022	*	29:21	7-13	.538	0-0	.000	0-0	.000	0	4	4	6.5	2	6	3	1	14	11.8		
Quinnipiac	11/20/2022	*	26:38	6-11	.545	0-2	.000	1-2	.500	0	4	4	6.0	0	6	1	0	13	12.0		
vs Auburn	11/25/2022	*	01:14	1-1	1.000	0-0	.000	0-0	.000	0	0	0	5.0	0	0	0	0	2	10.3		
at Northwestern	01/08/2023	*	27:28	5-12	.417	0-0	.000	6-7	.857	1	0	1	4.4	1	5	0	0	2	16	11.1	
Maryland	01/12/2023	*	34:45	3-9	.333	0-1	.000	5-6	.833	0	4	4	4.4	4	8	3	0	4	11	11.1	
Wisconsin	01/15/2023	*	23:15	3-7	.429	1-1	1.000	4-4	1.000	1	1	2	4.1	0	5	1	0	1	11	11.1	
at Illinois	01/18/2023	*	36:32	7-10	.700	0-0	.000	4-7	.571	1	5	6	4.3	2	3	6	1	2	18	11.8	
at Michigan	01/23/2023	*	34:22	5-7	.714	0-0	.000	0-1	.000	0	3	3	4.2	4	6	4	1	1	10	11.6	
Ohio St.	01/26/2023	*	37:09	4-9	.444	1-1	1.000	3-4	.750	0	2	2	4.0	2	6	2	0	1	12	11.7	
Rutgers	01/29/2023	*	36:38	9-11	.818	3-3	1.000	0-0	.000	0	2	2	3.8	1	7	4	0	2	21	12.4	
at Minnesota	02/01/2023	*	33:53	2-10	.200	0-1	.000	0-0	.000	0	5	5	3.9	1	9	3	0	1	4	11.8	
at Purdue	02/05/2023	*	32:15	3-10	.300	0-0	.000	0-0	.000	2	2	4	3.9	3	5	5	1	1	6	11.4	
Iowa	02/09/2023	*	38:43	10-20	.500	0-1	.000	6-10	.600	0	9	9	4.3	2	6	1	0	1	26	12.3	
at Ohio St.	02/13/2023	*	36:11	6-10	.600	1-2	.500	3-3	1.000	0	10	10	4.6	2	5	3	0	0	16	12.5	
Michigan	02/16/2023	*	34:41	2-10	.200	0-2	.000	1-2	.500	1	4	5	4.6	3	6	1	0	2	5	12.1	
Purdue	02/19/2023	*	35:15	5-11	.455	1-2	.500	3-3	1.000	0	4	4	4.6	2	10	4	0	0	14	12.2	
at Iowa	02/26/2023	*	35:18	8-15	.533	0-2	.000	0-0	.000	1	3	4	4.6	2	8	1	0	0	16	12.4	
Totals			20	621:27	100-204	.490	9-22	.409	39-52	.750	12	79	91	4.6	36	118	50	4	24	248	12.4

### GAME AND CAREER HIGHS

#### 2022-23 Game Highs

Points..... 26, vs. Iowa (2/9/23)  
Rebounds..... 10, 2x, Last at Ohio State (2/13/23)  
Assists..... 10, vs. Purdue (2/19/23)  
Steals..... 4, vs. Maryland (1/12/23)  
Blocks..... 1, 4x, last at Purdue (2/9/23)  
FG Made..... 10, vs. Iowa (2/9/23)  
3FG Made..... 3, vs. Rutgers (1/29/23)  
FT Made..... 6, 2x, last vs. Iowa (2/9/23)  
Minutes..... 38, vs. Iowa (2/9/23)

#### Career Highs

Points..... 29, vs. MSU (2/12/22)  
Rebounds..... 15, at Nebraska (2/9/20)  
Assists..... 12, at Penn St. (1/7/21)  
Steals..... 5, 2x, last vs. Iowa (2/19/22)  
Blocks..... 1, 15x, last vs. Nebraska (1/13/22)  
FG Made..... 13, at Maryland (1/4/21)  
3FG Made..... 3, 2x, last vs. Rutgers (1/29/23)  
FT Made..... 11, vs. MSU (2/12/22)  
Minutes..... 45, 2x, last at Purdue (1/16/22)

#### Player Averages

Games Played	Minutes/game	Points/game	FG Pct	3FG Pct	FT Pct	Rebounds/game	Assists/game	Turnovers/game	Assist/Turnover ratio	Steals/game	Blocks/game
20	31.1	12.4	49.0	40.9	75.0	4.6	5.9	2.5	2.4	1.2	0.2

### CAREER STATISTICS

				Field Goals		3-Point		F-Throws		Rebounds									Scoring	
SEASON	TEAM	GP-GS	MIN/AVG	FG-FGA	FG%	3FG-3FGA	3FG%	FT-FTA	FT%	OFF	DEF	TOT	AVG	PF-FO	A	TO	BLK	STL	PTS	AVG
2018-19	IND	34-4	691/20.3	79-187	.422	5-23	.217	25-48	.521	5	89	94	2.8	50-0	53	53	3	24	188	5.5
2019-20	IND	30-30	1032/34.4	154-338	.456	15-50	.300	70-91	.769	12	144	156	5.2	58-1	104	76	5	43	393	13.1
2020-21	IND	27-27	922/34.1	154-349	.441	11-34	.324	96-129	.744	23	160	183	6.8	61-3	124	55	5	31	415	15.4
2021-22	IND	33-33	1201/36.4	207-460	.450	6-23	.261	115-146	.788	19	186	205	6.2	69-1	154	86	7	47	535	16.2
2022-23	IND	20-20	621/31.1	100-204	.490	9-22	.409	39-52	.750	12	79	91	4.6	36-0	118	50	4	24	248	12.4
TOTAL		144-114	4467/31.0	694-1538	.451	46-152	.303	345-466	.740	71	658	729	5.1	274-5	553	320	24	169	1779	12.4





# 52

## LILLY MEISTER

FRESHMAN • FORWARD • 6-3  
ROCHESTER, MINN. • JOHN MARSHALL

### NOTES ON MEISTER

- Went 3-for-3 in six minutes of work for 7 points against No. 12 Michigan
- Added eight points in 10 minutes by going 3-for-4 from the floor against Wisconsin
- Scored 10 points in a win over UMass Lowell where she went 4-for-6 from the field
- Has appeared in 27 of 28 games in her freshman season
- Scored over 2,000 points at John Marshall and averaged 22.3 points, 11.5 rebounds and 2.3 assists per game as a senior
- Major: fitness & wellness
- Birthday: May 16

### 2022-23 GAME-BY-GAME

### GAME AND CAREER HIGHS

#### 2022-23 Game Highs

Points ..... 10, vs. vs. UMass Lowell (11/11/22)  
Rebounds ..... 8, vs. Morehead St. (12/18/22)  
Assists ..... 1, 4x, last vs. Rutgers (1/29/23)  
Steals ..... 2, vs. Morehead St. (12/18/22)  
Blocks ..... 2, at Michigan (1/23/23)  
FG Made ..... 4, vs. UMass Lowell (11/11/22)  
3FG Made ..... N/A  
FT Made ..... 2, 3x, last vs. Wisconsin (1/15/23)  
Minutes ..... 15, 2x, last vs. Morehead St. (12/18/22)

#### Career Highs

Points ..... 10, vs. vs. UMass Lowell (11/11/22)  
Rebounds ..... 8, vs. Morehead St. (12/18/22)  
Assists ..... 1, 4x, last vs. Rutgers (1/29/23)  
Steals ..... 2, vs. Morehead St. (12/18/22)  
Blocks ..... 2, at Michigan (1/23/23)  
FG Made ..... 4, vs. UMass Lowell (11/11/22)  
3FG Made ..... N/A  
FT Made ..... 2, 3x, last vs. Wisconsin (1/15/23)  
Minutes ..... 15, 2x, last vs. Morehead St. (12/18/22)

Opponent	Date	GS	MIN	Total		3-Pointers		Free throws		Rebounds				PF	A	TO	BLK	STL	PTS	AVG
				FG-FGA	PCT	3FG-3FGA	PCT	FT-FTA	PCT	OFF	DEF	TOT	AVG							
Vermont	11/08/2022		07:06	0-2	.000	0-0	.000	1-2	.500	4	0	4	4.0	1	1	0	0	0	1	1.0
UMass Lowell	11/11/2022		15:27	4-6	.667	0-0	.000	2-3	.667	2	2	4	4.0	1	1	3	1	1	10	5.5
at Tennessee	11/14/2022		01:47	0-0	.000	0-0	.000	0-0	.000	0	0	0	2.7	2	0	0	0	0	0	3.7
Bowling Green	11/17/2022		07:39	3-4	.750	0-0	.000	0-0	.000	0	0	0	2.0	2	0	1	0	0	6	4.3
Quinnipiac	11/20/2022		06:45	1-2	.500	0-0	.000	2-2	1.000	1	0	1	1.8	0	0	0	0	1	4	4.2
vs Auburn	11/25/2022		00:01	0-0	.000	0-0	.000	0-0	.000	0	0	0	1.5	1	0	0	0	0	0	3.5
vs Memphis	11/26/2022		02:58	0-0	.000	0-0	.000	0-0	.000	0	0	0	1.3	0	0	0	0	0	0	3.0
North Carolina	12/01/2022		02:25	0-0	.000	0-0	.000	0-0	.000	0	1	1	1.3	0	0	0	0	0	0	2.6
Illinois	12/04/2022		04:48	0-0	.000	0-0	.000	0-0	.000	0	1	1	1.2	2	0	2	0	0	0	2.3
at Penn St.	12/08/2022		05:24	1-2	.500	0-0	.000	0-0	.000	0	0	0	1.1	1	0	0	0	0	2	2.3
Morehead St.	12/18/2022		15:37	3-5	.600	0-0	.000	1-2	.500	3	5	8	1.7	0	1	1	0	2	7	2.7
Butler	12/21/2022		04:23	0-0	.000	0-0	.000	0-0	.000	0	2	2	1.8	1	0	1	0	0	0	2.5
Nebraska	01/01/2023		01:37	0-0	.000	0-0	.000	0-0	.000	0	0	0	1.6	0	0	0	0	0	0	2.3
at Northwestern	01/08/2023		07:07	1-3	.333	0-0	.000	0-0	.000	1	2	3	1.7	1	0	0	0	0	2	2.3
Maryland	01/12/2023		03:11	1-1	1.000	0-0	.000	0-0	.000	0	1	1	1.7	0	0	0	1	0	2	2.3
Wisconsin	01/15/2023		10:06	3-4	.750	0-0	.000	2-3	.667	1	1	2	1.7	1	0	0	1	0	8	2.6
at Illinois	01/18/2023		04:52	1-1	1.000	0-0	.000	0-0	.000	1	0	1	1.6	2	0	0	0	0	2	2.6
at Michigan	01/23/2023		10:38	1-3	.333	0-0	.000	2-2	1.000	2	4	6	1.9	2	0	2	0	4	2.7	
Ohio St.	01/26/2023		05:32	0-0	.000	0-0	.000	2-2	1.000	2	3	5	2.1	1	0	0	0	0	2	2.6
Rutgers	01/29/2023		06:35	0-0	.000	0-0	.000	0-0	.000	0	2	2	2.1	4	1	0	0	0	0	2.5
at Minnesota	02/01/2023		07:38	1-1	1.000	0-0	.000	0-0	.000	0	0	0	2.0	5	0	1	1	0	2	2.5
at Purdue	02/05/2023		05:56	0-0	.000	0-0	.000	0-0	.000	0	2	2	2.0	0	0	0	0	0	0	2.4
Iowa	02/09/2023		03:32	0-0	.000	0-0	.000	1-2	.500	1	0	1	1.9	0	0	0	0	0	1	2.3
at Ohio St.	02/13/2023		07:18	0-0	.000	0-0	.000	0-0	.000	1	4	5	2.0	1	0	0	0	0	0	2.2
Michigan	02/16/2023		06:12	3-3	1.000	0-0	.000	1-1	1.000	1	2	3	2.1	1	0	1	0	1	7	2.4
Purdue	02/19/2023		04:00	0-0	.000	0-0	.000	0-0	.000	0	1	1	2.0	0	0	1	0	0	0	2.3
at Iowa	02/26/2023		02:37	0-0	.000	0-0	.000	0-0	.000	0	0	0	2.0	0	0	0	0	0	0	2.2
Totals		0	161:08	23-37	.622	0-0	.000	14-19	.737	20	33	53	2.0	29	4	11	6	5	60	2.2

#### Player Averages

Games Played	Minutes/game	Points/game	FG Pct	3FG Pct	FT Pct	Rebounds/game	Assists/game	Turnovers/game	Assist/Turnover ratio	Steals/game	Blocks/game
27	6.0	2.2	62.2	0.0	73.7	2.0	0.1	0.4	0.4	0.2	0.2

### CAREER STATISTICS

SEASON	TEAM	GP-GS	MIN/AVG	Field Goals FG-FGA FG%	3-Point 3FG-3FGA 3FG%	F-Throws FT-FTA FT%	Rebounds OFF DEF TOT AVG	PF-FO	A	TO	BLK	STL	PTS	AVG
2022-23	IND	27-0	161/6.0	23-37 .622	0-0 .000	14-19 .737	20 33 53 2.0	29-1	4	11	6	5	60	2.2
<b>TOTAL</b>		<b>27-0</b>	<b>161/6.0</b>	<b>23-37 .622</b>	<b>0-0 .000</b>	<b>14-19 .737</b>	<b>20 33 53 2.0</b>	<b>29-1</b>	<b>4</b>	<b>11</b>	<b>6</b>	<b>5</b>	<b>60</b>	<b>2.2</b>





# 54

**MACKENZIE HOLMES**  
 SENIOR • FORWARD • 6-3  
 GORHAM, MAINE. • GORHAM

## NOTES ON HOLMES

- Big Ten Defensive Player of the Year and All-Big Ten first team (coaches and media)
- 4x Big Ten Player of the Week
- Has scored in double figures in all 27 games and is second in the Big Ten in scoring (22.6 ppg.)
- Has a team-high nine double-doubles this season
- Set a new career-high 33 points at No. 13/12 Ohio State
- Ranks 2nd all-time in school history in career blocks (203) and T6th in scoring (1,836)
- Major: human development & family studies
- Birthday: Nov. 1

## GAME AND CAREER HIGHS

### 2022-23 Game Highs

Points..... 33, at Ohio State (2/13/23)  
 Rebounds ..... 13, at Northwestern (1/8/23)  
 Assists ..... 3, 4x, last vs. Rutgers (1/29/23)  
 Steals ..... 6, at Illinois (11/8/23)  
 Blocks ..... 5, 2x, last vs. Michigan (2/16/23)  
 FG Made ..... 15, at Ohio State (2/13/23)  
 3FG Made ..... 1, 2x, last at Purdue (2/5/23)  
 FT Made ..... 8, at Michigan St. (12/29/22)  
 Minutes..... 39, vs. Nebraska (1/1/23)

### Career Highs

Points..... 33, at Ohio State (2/13/23)  
 Rebounds ..... 19, vs. W. Michigan (12/19/21)  
 Assists ..... 3, 5x, last last vs. Rutgers (1/29/23)  
 Steals ..... 6, at Illinois (1/18/23)  
 Blocks ..... 7, vs. Eastern Ky. (11/25/20)  
 FG Made ..... 15, at Ohio State (2/13/23)  
 3FG Made ..... 2, vs. NC State (12/2/21)  
 FT Made ..... 11, vs. Wisconsin (1/30/20)  
 Minutes..... 41, vs. Maryland (1/2/22)

## 2022-23 GAME-BY-GAME

Opponent	Date	GS	Total			3-Pointers		Free throws		Rebounds			PF	A	TO	BLK	STL	PTS	AVG		
			MIN	FG-FGA	PCT	3FG-3FGA	PCT	FT-FTA	PCT	OFF	DEF	TOT								AVG	
Vermont	11/08/2022	*	23:47	7-9	.778	0-0	.000	2-4	.500	3	2	5	5.0	4	0	2	1	1	16	16.0	
UMass Lowell	11/11/2022	*	16:44	7-8	.875	0-0	.000	3-4	.750	1	4	5	5.0	0	2	1	2	0	17	16.5	
at Tennessee	11/14/2022	*	34:20	7-12	.583	0-3	.000	2-2	1.000	3	7	10	6.7	3	2	4	1	0	16	16.3	
Bowling Green	11/17/2022	*	21:20	8-14	.571	0-0	.000	0-3	.000	5	3	8	7.0	3	1	5	2	0	16	16.3	
Quinnipiac	11/20/2022	*	20:33	8-9	.889	0-0	.000	6-7	.857	4	3	7	7.0	2	0	1	3	0	22	17.4	
vs Auburn	11/25/2022	*	29:55	10-10	1.000	0-0	.000	6-6	1.000	4	8	12	7.8	4	0	2	2	3	26	18.8	
vs Memphis	11/26/2022	*	32:40	12-15	.800	0-1	.000	3-6	.500	0	5	5	7.4	3	0	1	0	0	27	20.0	
North Carolina	12/01/2022	*	31:46	10-17	.588	0-0	.000	5-7	.714	3	2	5	7.1	1	3	6	1	0	25	20.6	
Illinois	12/04/2022	*	35:12	11-21	.524	0-0	.000	1-3	.333	2	4	6	7.0	4	1	4	4	3	23	20.9	
at Penn St.	12/08/2022	*	34:36	8-12	.667	0-0	.000	2-3	.667	0	10	10	7.3	3	1	2	1	1	18	20.6	
Morehead St.	12/18/2022	*	18:27	4-6	.667	0-0	.000	4-4	1.000	0	5	5	7.1	3	1	1	1	0	12	19.8	
Butler	12/21/2022	*	29:08	8-12	.667	1-1	1.000	4-4	1.000	1	6	7	7.1	3	3	0	1	1	21	19.9	
at Michigan St.	12/29/2022	*	35:47	12-17	.706	0-0	.000	8-10	.800	1	11	12	7.5	2	0	2	1	1	32	20.8	
Nebraska	01/01/2023	*	39:44	8-14	.571	0-0	.000	6-9	.667	2	8	10	7.6	2	3	2	5	1	22	20.9	
at Northwestern	01/08/2023	*	30:36	10-14	.714	0-0	.000	4-4	1.000	5	8	13	8.0	1	0	3	2	0	24	21.1	
Maryland	01/12/2023	*	36:36	7-10	.700	0-0	.000	1-4	.250	3	7	10	8.1	1	2	3	1	0	15	20.8	
Wisconsin	01/15/2023	*	26:09	11-15	.733	0-1	.000	7-9	.778	4	4	8	8.1	2	1	3	1	0	29	21.2	
at Illinois	01/18/2023	*	35:08	12-20	.600	0-0	.000	6-8	.750	3	7	10	8.2	4	2	1	2	6	30	21.7	
at Michigan	01/23/2023	*	29:19	9-16	.563	0-0	.000	7-9	.778	4	6	10	8.3	4	1	1	1	0	25	21.9	
Ohio St.	01/26/2023	*	33:59	11-13	.846	0-0	.000	4-7	.571	0	4	4	8.1	5	1	1	1	0	26	22.1	
Rutgers	01/29/2023	*	30:03	8-11	.727	0-1	.000	5-9	.556	1	5	6	8.0	2	3	0	2	2	21	22.0	
at Minnesota	02/01/2023	*	32:16	12-14	.857	0-0	.000	4-5	.800	1	3	4	7.8	3	0	1	4	2	28	22.3	
at Purdue	02/05/2023	*	31:42	6-7	.857	1-1	1.000	2-2	1.000	0	5	5	7.7	1	0	1	2	0	15	22.0	
Iowa	02/09/2023	*	36:45	10-17	.588	0-0	.000	4-8	.500	2	4	6	7.6	4	0	2	1	4	24	22.1	
at Ohio St.	02/13/2023	*	32:09	15-18	.833	0-0	.000	3-5	.600	1	4	5	7.5	3	2	1	1	0	33	22.5	
Michigan	02/16/2023	*	31:30	11-22	.500	0-0	.000	5-6	.833	3	2	5	7.4	3	0	2	5	2	27	22.7	
Purdue	02/19/2023	*	32:51	10-11	.909	0-0	.000	0-1	.000	2	5	7	7.4	3	1	3	4	3	20	22.6	
at Iowa	02/26/2023	*	37:23	8-10	.800	0-0	.000	5-6	.833	1	5	6	7.4	4	2	4	1	1	21	22.5	
Totals			28	860:27	260-374	.695	2-8	.250	109-155	.703	59	147	206	7.4	77	32	59	53	31	631	22.5

### Player Averages

Games Played	Minutes/game	Points/game	FG Pct	3FG Pct	FT Pct	Rebounds/game	Assists/game	Turnovers/game	Assist/Turnover ratio	Steals/game	Blocks/game
28	30.7	22.5	69.5	25.0	70.3	7.4	1.1	2.1	0.5	1.1	1.9

## CAREER STATISTICS

				Field Goals		3-Point		F-Throws		Rebounds										Scoring	
SEASON	TEAM	GP-GS	MIN/AVG	FG-FGA	FG%	3FG-3FGA	3FG%	FT-FTA	FT%	OFF	DEF	TOT	AVG	PF-FO	A	TO	BLK	STL	PTS	AVG	
2019-20	IND	32-2	609/19.0	144-227	.634	0-0	.000	56-86	.651	64	102	166	5.2	75-1	10	41	27	23	344	10.8	
2020-21	IND	27-27	821/30.4	202-333	.607	0-6	.000	76-97	.784	69	137	206	7.6	65-1	11	42	81	25	480	17.8	
2021-22	IND	25-25	713/28.5	156-260	.600	6-15	.400	63-78	.808	58	117	175	7.0	54-1	14	40	42	12	381	15.2	
2022-23	IND	28-28	860/30.7	260-374	.695	2-8	.250	109-155	.703	59	147	206	7.4	77-1	32	59	53	31	631	22.5	
TOTAL		112-82	3004/26.8	762-1194	.638	8-29	.276	304-416	.731	250	503	753	6.7	271-4	67	182	203	91	1836	16.4	



# BOX SCORES

Official Basketball Box Score - Final

11/08/22 Simon Skelton Assembly Hall, Bloomington  
2022-23 Women's Basketball

Game Time: 7:00 PM  
Game Duration: 1:40  
Attendance: 4,003

Officials: Brian Hall, Brian Garland, Jamie Broderick

Vermont - 49

Record: 0-1

NO. Name	Min	FG M-A	3P M-A	FT M-A	Rebounds OR DR TOT	Fouls PF FO	TP	AS	TO	ST	Blocks BS BA	+/-	
24 Anna Olson	F 25:19	1-3	0-0	1-2	0 3 3	4 2	3	1	4	0	1	-9	
33 Delaney Richison	F 30:03	3-6	2-4	0-0	1 2 3	1 1	8	1	3	1	1	0	-23
10 Bella Vito	G 18:20	1-3	0-0	0-0	1 4 5	2 1	2	1	2	3	0	1	-9
14 Catherine Gilwee	G 27:13	4-9	3-6	0-0	0 2 2	1 2	11	1	4	1	0	1	-13
23 Emma Utterback	G 36:00	7-17	0-0	5-6	0 4 4	4 4	19	4	3	0	0	1	-27
2 Aryana Dizon	15:26	0-3	0-1	0-0	0 1 1	0 1	4	0	0	1	0	1	-26
13 Paula Gonzalez	18:47	2-5	0-1	0-2	1 2 3	1 1	4	0	3	1	0	1	-30
3 Carla Celaya	09:54	0-1	0-0	0-0	0 2 2	1 2	0	0	0	0	0	0	-22
4 Andjela Matic	09:46	0-1	0-0	0-0	0 1 1	0 1	0	0	2	0	0	0	-10
21 Maria Myklebust	07:18	0-1	0-0	2-4	1 1 2	0 3	2	0	0	0	0	0	-13
25 Nikola Priede	01:54	0-2	0-0	0-0	0 1 1	0 0	0	0	0	0	0	0	-3
Team					3 0 3		0		1				
Totals		18-51	5-12	8-14	8 22 30	18 17	49	8	23	6	2	5	-37

Technical Fouls: NONE

Dead Ball Rebounds: 6, 0

Indiana - 96

Record: 1-0

NO. Name	Min	FG M-A	3P M-A	FT M-A	Rebounds OR DR TOT	Fouls PF FO	TP	AS	TO	ST	Blocks BS BA	+/-	
54 Mackenzie Holmes	F 23:47	7-9	0-0	2-4	3 2 5	4 5	16	0	2	1	1	0	10
12 Yarden Garzon	G 27:04	7-12	5-8	0-0	1 3 4	2 1	19	4	2	1	2	0	24
14 Sara Scallia	G 28:21	4-11	3-6	0-0	0 2 2	1 0	11	0	1	1	0	0	22
22 Chloe Moore-McNeil	G 27:45	2-5	1-3	2-2	0 1 1	0 2	7	5	0	1	1	0	29
34 Grace Berger	G 30:46	5-9	1-2	3-3	3 5 8	2 4	14	8	4	1	0	0	22
32 Alyssa Geary	07:41	2-3	0-0	0-0	2 2 4	0 1	4	0	1	1	0	1	13
33 Sydney Parrish	22:19	3-7	1-4	1-2	1 3 4	2 2	8	0	0	0	4	1	27
11 Lexus Bargessee	06:38	1-0	0-0	0-0	0 0 0	0 0	2	0	0	0	1	0	15
3 Kaitlin Peterson	08:20	1-6	1-2	0-0	0 3 3	1 0	3	0	0	0	0	0	4
52 Lily Meister	07:06	0-2	0-0	1-2	0 4 4	1 2	1	1	1	0	0	1	13
24 Mona Zanic	04:19	0-0	0-0	1-2	0 2 2	0 1	1	0	0	0	0	0	4
21 Henna Sandvik	02:28	0-0	0-0	0-0	0 1 1	0 0	0	0	0	0	0	0	3
25 Anistee Wisne	01:26	0-0	0-0	0-0	0 0 0	0 0	0	0	0	0	0	0	1
Team					0 1 1		0		0				
Totals		32-65	12-25	10-15	14 25 39	17 18	86	18	11	11	5	2	37


Technical Fouls: NONE

Dead Ball Rebounds: 2, 0

	UVT	IND	Points from	UVT	IND	Period by Period Scoring
Biggest lead	2 (1 <sup>st</sup> 7:00)	37 (4 <sup>th</sup> 1:26)	Turnovers	8	39	1st2nd3rd4thTOT
Best Scoring Run	5 (3 <sup>rd</sup> 9:33)	11 (2 <sup>nd</sup> 9:30)	Paint	16	36	
Lead Changes	8		Second Chance	5	24	
Times Tied	1		Fast Breaks	9	8	
Time with Lead	03:21	35:23	Bench	6	19	



# BOX SCORES



Official Basketball Box Score - Final

Quinnipiac at Indiana

11/20/22 Simon Skjott Assembly Hall, Bloomington

2022-23 Women's Basketball

Game Time: 1:00 PM

Game Duration: 1:45

Attendance: 3,912

Quinnipiac - 55

Record: 2-2

NO. Name	Min	FG M-A	3P M-A	FT M-A	Rebounds OR DR TOT	Fouls PF FD	TP	AS	TO	ST	Blocks BS BA	+/-
15 Cur'Tera Haywood	F 29:33	2-10	0-3	2-2	1 3 4	3 2	6	2	2	1	1 1	-34
30 Mikala Morris	F 28:50	8-15	0-1	0-0	0 2 2	3 2	16	5	5	0	2 1	-32
21 Jackie Grisdale	G 32:10	4-6	2-3	0-0	2 1 3	4 1	10	3	1	0	0 1	-34
24 Rose Caverly	F 29:16	1-4	0-1	4-6	1 1 2	1 6	6	2	3	1	0 0	-30
32 Reiven Douglas	G 19:07	1-2	1-2	0-0	1 0 1	0 1	3	1	3	0	0 0	-17
4 Grace LaBarge	G 07:50	0-0	0-0	0-0	1 1 2	1 0	0	0	0	0	0 0	-3
10 Mary Baskerville	13:10	1-2	0-0	3-3	2 5 7	2 3	5	0	5	0	0 1	-7
12 Ella O'Donnell	08:27	1-2	0-0	0-0	0 2 2	3 0	2	0	5	0	0 0	-1
40 Rose Caso	14:01	1-3	0-0	2-2	0 0 0	0 1	4	1	1	2	0 1	-13
44 Mackenzie Helms	17:36	1-4	1-1	0-0	0 1 1	2 0	3	0	1	1	0 0	-14
Team					2 1 3		0		1			
Totals		20-48	4-11	11-13	10 17 27	19 16	55	14	27	5	3 6	-37

Technical Fouls: NONE

Shooting By Period

1st FG%

4-10

40.0%

3PT%

0-2

0.0%

FT%

4-4

100%

2nd FG%

5-11

45.5%

3PT%

2-3

66.7%

FT%

2-2

100%

3rd FG%

4-17

23.5%

3PT%

0-3

0.0%

FT%

3-5

60%

4th FG%

7-10

70.0%

3PT%

2-3

66.7%

FT%

2-2

100%

GM FG%

20-48

41.7%

3PT%

4-11

36.4%

FT%

11-13

84.6%

Dead Ball Rebounds: 1, 0

Indiana - 92

Record: 5-0

NO. Name	Min	FG M-A	3P M-A	FT M-A	Rebounds OR DR TOT	Fouls PF FD	TP	AS	TO	ST	Blocks BS BA	+/-
54 Mackenzie Holmes	F 20:33	8-9	0-0	6-7	4 3 7	2 6	22	0	1	0	3 0	25
12 Yarden Garzon	G 18:37	5-9	4-5	0-0	0 2 2	2 2	14	2	0	1	1 1	26
14 Sara Scalia	G 29:46	3-8	0-3	0-0	0 4 4	1 3	6	1	3	2	0 0	19
22 Chloe Moore-McNeil	G 23:47	1-4	1-4	2-2	0 2 2	2 2	5	4	1	1	0 0	19
34 Grace Berger	G 26:38	6-11	0-2	1-2	0 4 4	0 1	13	6	1	1	0 0	31
33 Sydney Parrish	23:53	1-7	1-3	1-2	2 0 2	4 1	4	3	1	3	1 2	30
32 Alyssa Geary	12:42	5-6	0-1	1-2	1 1 2	2 1	11	1	0	0	1 0	7
1 Lexus Baggesser	11:06	1-1	0-0	2-2	0 0 0	0 1	1	4	5	2	2 0	14
3 Kaitlin Peterson	11:22	2-5	1-3	0-0	1 0 1	1 1	5	2	0	3	0 0	3
52 Lilly Meister	06:45	1-2	0-0	2-2	1 0 1	0 1	4	0	0	1	0 0	5
24 Mona Zaric	13:08	2-4	0-1	0-0	0 1 1	1 0	4	0	0	2	0 0	7
25 Arielle Wisne	01:43	0-0	0-0	0-0	0 0 0	0 0	0	0	0	0	0 0	-1
Team					4 2 6		0		0			
Totals		35-66	7-22	15-19	13 19 32	16 19	92	24	9	16	6 3	37

Technical Fouls: NONE

Shooting By Period

1st FG%

11-19

57.9%

3PT%

5-8

62.5%

FT%

0-0

0%

2nd FG%

9-16

56.3%

3PT%

1-4

25%

FT%

6-14

42.9%

3rd FG%

8-17

47.1%

3PT%

0-3

0.0%

FT%

9-11

81.8%

4th FG%

5-13

38.5%

3PT%

1-5

20.0%

FT%

4-4

100%

GM FG%

35-66

53.0%

3PT%

7-22

31.8%

FT%

15-19

78.9%

Dead Ball Rebounds: 5, 0

QUIP

IND

Biggest lead

2 (1<sup>st</sup> 9:27)

40 (4<sup>th</sup> 0:37)

Best Scoring Run

6 (4<sup>th</sup> 5:42)

14 (2<sup>nd</sup> 9:37)

Lead Changes

5

Times Tied

1

Time with Lead

02:00

36:38

Points from

QUIP

IND

Turnovers

4

31

Paint

20

42

Second Chance

10

20

Fast Breaks

2

12

Bench

14

32

Period by Period Scoring

1st

2nd

3rd

4th

TOT

QUIP

12

14

11

18

55

IND

27

22

20

23

92







## 34



# BOX SCORES

Official Basketball Box Score - Final  
Wisconsin at Indiana  
01/15/23 Simon Skjott Assembly Hall, Bloomington  
2022-23 Women's Basketball

Game Time: 2:00 PM  
Game Duration: 1:38  
Attendance: 10,422

Officials: Kevin Pothol, Mark Berger, Erica Parker

Wisconsin - 56

Record: 6-12 (2-5)

NO. Name	Min	FG M-A	3P M-A	FT M-A	Rebounds OR DR TOT	Fouls PF FO	TP	AS	TO	ST	Blocks BS BA	+/-
25 Sarah Williams	F 28:32	4-10	0-0	2-3	3 3 6	2 3	10	3	4	1	1 0	-27
3 Brooke Schramek	G 28:34	5-11	1-4	2-2	2 4 6	2 3	13	1	5	1	0 1	-15
5 Julie Pospisilova	G 30:13	3-10	0-4	0-0	3 1 4	2 0	6	0	5	2	1 0	-24
11 Maty Wilke	G 29:23	2-10	1-4	2-2	1 1 2	3 2	7	1	0	1	0 1	-34
12 Avery LaBarbera	G 31:24	4-11	1-4	0-0	2 3 5	0 1	9	3	2	0	0 1	-30
24 Natalie Louzinger	22:28	2-3	0-1	0-0	2 2 2	0 2	4	0	3	0	0 0	-25
13 Ronnie Porter	08:36	1-3	1-2	2-2	0 2 2	1 1	5	1	1	0	0 0	-7
14 Krystyna Ellw	09:53	0-3	0-0	0-0	1 1 2	0 0	0	0	1	1	0 0	-19
4 Lily Krath	06:30	0-1	0-1	0-0	1 1 2	0 0	0	1	1	0	0 0	-4
15 Sania Copeland	03:07	0-0	0-0	0-0	1 0 1	1 1	0	0	0	1	0 0	-2
20 Sacia Vanderpool	01:20	1-1	0-0	0-0	0 0 0	0 0	2	0	0	0	0 0	-2
Team					1 3 4		0		0			
Totals		22-63	4-20	15-21	15 21 36	13 13	58	10	21	7	2 3	37

Technical Fouls: NONE

Dead Ball Rebounds: 0.0

Indiana - 93

Record: 16-1 (6-1)

NO. Name	Min	FG M-A	3P M-A	FT M-A	Rebounds OR DR TOT	Fouls PF FO	TP	AS	TO	ST	Blocks BS BA	+/-
54 Mackenzie Holmes	F 26:09	11-15	0-1	7-9	4 4 8	2 5	29	1	3	0	1 0	17
12 Yarden Garzon	G 27:34	7-9	4-5	1-2	1 7 8	3 1	19	7	2	1	0 0	27
22 Chloe Moore-McNeil	G 29:45	2-6	0-3	1-2	0 4 4	2 1	5	6	0	2	0 1	30
33 Sydney Parrish	G 24:05	4-7	2-5	0-0	1 3 4	3 0	10	1	1	2	1 0	8
34 Grace Berger	G 23:15	3-7	1-1	4-4	1 1 2	0 2	11	5	1	1	0 0	21
14 Sara Scalia	25:39	2-11	1-5	0-0	1 2 3	0 1	5	1	1	4	0 1	27
52 Lily Meister	10:06	3-4	0-0	2-3	1 1 2	1 2	8	0	0	0	1 0	21
1 Lexus Baggesser	13:26	2-2	0-0	0-1	1 1 2	1 1	4	4	0	2	0 0	7
21 Hanna Sandvik	08:48	0-0	0-0	0-0	0 2 2	1 0	0	0	3	1	0 0	8
32 Alyssa Geary	06:31	0-2	0-0	0-0	1 1 2	0 0	0	1	0	0	0 0	5
25 Anelle Wisne	02:51	0-0	0-0	0-0	0 0 0	0 0	0	0	0	0	0 0	0
23 Kiandra Browne	01:51	1-1	0-0	0-0	0 0 0	0 0	2	0	1	0	0 0	0
Team					1 1 2		0		0			
Totals		35-64	8-20	15-21	12 27 39	13 13	93	26	12	13	3 2	37

Technical Fouls: NONE

Dead Ball Rebounds: 2.0

	WIS	IND	Points from Turnovers	WIS	IND	Period by Period Scoring
Biggest lead	0 (1 <sup>st</sup> 10:00)	39 (4 <sup>th</sup> 2:29)	6	31		1st 2nd 3rd 4th TOT
Best Scoring Run	7 (2 <sup>nd</sup> 9:45)	12 (2 <sup>nd</sup> 2:57)	Paint	30	15	WIS 18 8 21 9 56
Lead Changes	0		Second Chance	12	50	IND 24 23 31 15 93
Times Tied	1		Fast Breaks	4	21	
Time with Lead	00:00	39:11	Bench	11	19	

Official Basketball Box Score - Final  
Indiana at Illinois  
01/18/23 State Farm Center, Champaign  
2022-23 Women's Basketball

Game Time: 7:00 PM  
Game Duration: 1:43  
Attendance: 5,583

Officials: Maggie Toman, Brian Garland, Jeff Cross

Indiana - 83

Record: 17-1 (7-1)

NO. Name	Min	FG	3P	FT	Rebounds	Fouls	TP	AS	TO	ST	Blocks	+/-
		M/A	M/A	M/A	OR DR TOT	PF					BS BA	
54 Mackenzie Holmes	F 35:08	12-20	0-0	6-8	3 7 10	4 7	30	2	1	6	2 1 3	
12 Yarden Garzon	G 36:11	4-9	3-6	2-2	0 3 3	2 2	13	1	0	0	1 0 8	
22 Chloe Moore-McNeil	G 36:01	3-5	0-0	6-7	0 0 0	2 4	12	6	2	0	0 0 12	
33 Sydney Parrish	G 31:22	3-7	2-5	0-0	0 4 4	4 0	8	1	0	0	0 0 14	
34 Grace Berger	G 36:32	7-10	0-0	4-7	1 5 6	2 5	19	3	6	2	1 0 4	
14 Sara Scalia	15:51	0-2	0-2	0-0	0 4 0	0 0	3	1	0	0	0 0 6	
52 Lily Meister	04:52	1-1	0-0	0-0	1 0 1	2 0	2	0	0	0	0 0 8	
1 Lexus Baggesser	04:03	0-0	0-0	0-0	0 0 0	1 0	0	0	0	0	0 0 0	
Team					1 1 2		0					
Totals		30-54	13-13	18-24	6 24 30	17 18	83	16	10	8	4 1 11	

Technical Fouls: NONE

Shooting By Period	
1st FG%	7-14 50.0%
3PT%	2-4 50.0%
FT%	2-2 100%
2nd FG%	5-9 55.6%
3PT%	0-2 0.0%
FT%	9-12 75%
3rd FG%	13-19 68.4%
3PT%	2-4 50.0%
FT%	2-4 50%
4th FG%	5-12 41.7%
3PT%	1-3 33.3%
FT%	5-6 83.3%
GM FG%	30-54 55.6%
3PT%	5-13 38.5%
FT%	18-24 75.0%

Dead Ball Rebounds: 5.0

Illinois - 72

Record: 15-4 (5-3)

NO. Name	Min	FG	3P	FT	Rebounds	Fouls	TP	AS	TO	ST	Blocks	+/-
		M/A	M/A	M/A	OR DR TOT	PF					BS BA	
23 Brynn Shoup-Hill	F 27:11	3-4	2-3	0-0	6 2 8	4 2	8	0	1	0	0 0 2	
14 Kendell Bostic	F 27:17	7-9	0-0	3-4	2 9 11	3 17	0	2	0	1	0 0 8	
1 Genesis Bryant	G 29:40	7-15	3-5	1-2	0 1 1	5 2	18	2	3	0	0 0 2	
3 Makina Cook	G 37:17	5-18	0-5	4-4	0 4 4	1 6	14	8	2	1	0 0 3	
24 Adalia McKenzie	G 31:59	6-15	0-1	3-5	2 2 4	4 4	15	4	2	2	0 1 2	
11 Jada Peebles	25:49	0-2	0-1	0-0	1 0 1	0 0	0	0	0	1	0 0 24	
12 Jayla Oden	08:04	0-0	0-0	0-0	0 0 0	0 0	0	0	0	0	0 0 11	
14 Geovana Lopes	06:27	0-0	0-0	0-0	0 0 0	1 0	0	0	0	0	0 0 8	
21 Aicha Ndour	06:16	0-1	0-0	0-0	1 0 1	0 0	0	0	0	0	0 0 11	
Team					0 1 1		0		1			
Totals		28-64	5-15	11-15	12 19 31	18 17	72	14	11	4	1 4 11	

Technical Fouls: NONE

Shooting By Period	
1st FG%	9-19 47.4%
3PT%	1-1 100.0%
FT%	2-2 100%
2nd FG%	3-14 21.4%
3PT%	1-6 16.7%
FT%	3-5 60%
3rd FG%	8-15 53.3%
3PT%	2-5 40.0%
FT%	2-2 100%
4th FG%	8-16 50.0%
3PT%	1-3 33.3%
FT%	4-6 66.7%
GM FG%	28-64 43.8%
3PT%	5-15 33.3%
FT%	11-15 73.3%

Dead Ball Rebounds: 4.0

	IND	ILL
Biggest lead	16 (3rd 0-40)	1 (1st 2:27)
Best Scoring Run	8 (3rd 6:38)	9 (4th 4:26)
Lead Changes	1	
Times Tied	5	
Time with Lead	23:24	13:33

Points from	IND	ILL
Turnovers	8	10
Paint	46	40
Second Chance	5	13
Fast Breaks	6	5
Bench	2	0

Period by Period Scoring					
	1st	2nd	3rd	4th	TOT
IND	18	19	30	16	83
ILL	21	10	20	21	72



# BOX SCORES

Official Basketball Box Score - Final  
Rutgers at Indiana  
01/29/23 Owen Stryder Assembly Hall, Bloomington  
2022-23 Women's Basketball

Game Time: 2:00 PM  
Game Duration: 1:48  
Attendance: 5,988

Officials: Tim Daley, Jule Kromenhoek, Natasha Harris

Rutgers - 68

Record: 9-14 (3-8)

NO. Name	Min	FG	3P	FT	Rebounds	Fouls	TP	AS	TO	ST	Blocks	BS	BA	+/-			
		M-A	M-A	M-A	OR DR TOT	PF	FD										
20 Erica Lafayette	F 22:25	2-4	0-0	0-0	2 0 2	1 1 4	2	0	0	0	0	1	0	-9			
54 Chyna Cornwell	F 25:28	2-3	0-0	0-1	2 2 4	3 1 4	0	2	1	0	0	0	-15	FT%	0-0	0%	
22 Kassondra Brown	C 18:06	4-8	0-1	1-1	0 2 2	4 3 9	0	2	1	0	0	0	0	-9	2nd FG%	8-17	47.1%
2 Kaylana Smikle	G 36:38	10-23	3-5	2-2	3 1 4	1 5 25	11	4	2	0	2	0	-16	3PT%	1-4	25.0%	
11 Awa Sidibe	G 29:23	4-8	0-0	0-0	0 5 5	3 0 8	3	2	0	0	0	0	-18	FT%	3-3	100%	
24 Kai Carter	35:02	4-12	1-3	4-6	1 2 3	3 4 13	2	4	1	0	0	2	-22	3rd FG%	7-15	46.7%	
31 Abby Streeter	11:14	1-2	1-2	0-0	0 2 2	1 0 3	0	0	0	0	0	0	-3	3PT%	2-3	66.7%	
4 Antonia Bates	21:44	1-2	0-1	0-0	0 3 3	3 1 2	0	0	0	1	0	0	-23	FT%	3-3	100%	
Team					2 1 3	0	0							4th FG%	3-13	23.1%	
Totals		28-62	5-12	7-10	10 18 28	19 15	58	8	14	6	0	5	-23	GM FG%	28-62	45.2%	
Technical Fouls:NONE															3PT%	5-12	41.7%
															FT%	7-10	70.0%

Dead Ball Rebounds: 1.0

Indiana - 91

Record: 20-1 (10-1)

NO. Name	Min	FG	3P	FT	Rebounds	Fouls	TP	AS	TO	ST	Blocks	BS	BA	+/-						
		M-A	M-A	M-A	OR DR TOT	PF	FD													
54 Mackenzie Holmes	F 30:03	8-11	0-1	5-9	1 5 6	2 8 21	3	0	2	2	2	0	26	1st FG%	7-14	50.0%				
12 Yarden Garzon	G 31:23	5-8	4-6	0-0	0 4 4	4 0 14	3	1	0	1	0	1	14	3PT%	2-4	50.0%				
22 Chloe Moore-McNeil	G 34:41	2-3	0-0	1-2	0 1 1	0 2 5	5	1	1	0	0	0	17	FT%	1-1	100%				
33 Sydney Parrish	G 33:16	5-10	3-6	4-4	0 6 6	2 2 17	2	2	1	0	1	0	26	2nd FG%	10-12	83.3%				
34 Grace Berger	G 36:38	9-11	3-3	0-0	0 2 2	1 2 21	7	4	2	0	0	0	18	3PT%	4-4	100.0%				
14 Sara Scallia	09:08	1-5	1-2	2-2	0 2 2	1 2 5	0	1	0	0	0	0	5	3rd FG%	9-15	60.0%				
52 Lily Meister	06:35	0-0	0-0	0-0	0 2 2	4 0 0	1	0	0	0	0	0	-6	3PT%	3-6	50.0%				
1 Lexus Baggesser	09:51	2-2	0-0	3-4	0 2 2	0 2 7	0	0	1	1	0	0	2	FT%	0-1	0%				
32 Alyssa Geary	03:52	0-1	0-0	1-2	1 1 2	0 1 1	0	0	0	0	0	0	8	4th FG%	6-10	60.0%				
21 Henna Sandvik	02:37	0-0	0-0	0-0	0 0 0	1 0 0	0	0	1	0	0	0	5	GM FG%	32-51	62.7%				
24 Mona Zaric	00:53	0-0	0-0	0-0	0 0 0	0 0 0	0	0	0	0	0	0	0	0	3PT%	11-18	61.1%			
25 Arielle Wisne	00:53	0-0	0-0	0-0	0 0 0	0 0 0	0	0	0	0	0	0	0	0	FT%	16-23	69.6%			
Team					0 1 1	0	0								GM FG%	32-51	62.7%			
Totals		32-51	11-18	16-23	2 26 28	15 19	91	21	10	7	5	0	23	3PT%	11-18	61.1%				
Technical Fouls:NONE															FT%	16-23	69.6%			
Dead Ball Rebounds: 6.0															Period by Period Scoring					
															1st	2nd	3rd	4th	TOT	
															IND	22	20	19	7	68
															IND	17	33	21	20	91
															Points from					
															Turnovers	9	15			
															Paint	40	32			
															Second Chance	12	0			
															Fast Breaks	8	25			
															Bench	18	13			

	RUT	IND
Biggest lead	7 (2 <sup>nd</sup> 9:15)	23 (4 <sup>th</sup> 0:53)
Best Scoring Run	8 (2 <sup>nd</sup> 9:15)	11 (2 <sup>nd</sup> 6:44)
Lead Changes	7	
Times Tied	5	
Time with Lead	07:43	30:03

NCAA

Official Basketball Box Score - Final

Indiana at Minnesota

02/01/23 Williams Arena, Minneapolis

2022-23 Women's Basketball

Game Time: 7:00 PM

Game Duration: 1:50

Attendance: 4,129

Indiana - 77

Record: 21-1 (11-1)

NO. Name	Min	FG	3P	FT	Rebounds	Fouls	TP	AS	TO	ST	Blocks	BS	BA	+/-	
		M-A	M-A	M-A	OR DR TOT	PF	FD								
54 Mackenzie Holmes	F 32:16	12-14	0-0	4-5	1 3 4	3 6 28	0	1	2	4	1	1	17	1st FG% 9-17 52.9%	
12 Yarden Garzon	G 35:16	1-3	0-0	0-0	0 5 5	3 1 2	5	2	2	1	1	0	20	3PT% 0-1 0.0%	
22 Chloe Moore-McNeil	G 19:58	3-7	0-2	0-0	0 0 0	2 0 6	3	3	1	0	0	0	11	FT% 2-3 66.7%	
33 Sydney Parrish	G 28:38	8-12	3-4	4-5	3 5 8	3 23	2	3	5	1	0	0	16	2nd FG% 8-15 53.3%	
34 Grace Berger	G 33:53	2-10	0-1	0-0	0 5 5	1 0 4	9	3	1	0	2	0	20	3PT% 3-4 75.0%	
14 Sara Scallia	25:30	3-10	1-4	3-4	1 3 4	1 5 10	2	1	1	0	1	0	15	FT% 2-2 100%	
1 Lexus Baggesser	11:41	0-3	0-0	0-0	0 1 1	0 0 1	0	0	2	0	0	0	13	3rd FG% 5-11 45.5%	
52 Lily Meister	07:38	1-1	0-0	0-0	0 0 0	0 5 0	2	0	1	0	1	0	8	3PT% 0-2 0.0%	
21 Henna Sandvik	02:25	0-0	0-0	0-0	0 0 0	0 0 0	0	0	0	0	0	0	0	FT% 7-9 77.8%	
32 Alyssa Geary	01:53	1-1	0-0	0-0	0 0 0	0 0 2	0	0	0	0	0	0	2	4th FG% 9-18 50.0%	
24 Mona Zaric	00:46	0-0	0-0	0-0	0 0 0	0 0 0	0	0	0	0	0	0	0	3PT% 1-4 25.0%	
23 Kiana Browne	00:06	0-0	0-0	0-0	0 0 0	0 0 0	0	0	0	0	0	0	0	FT% 0-0 0%	
Team					2 3 5	0	0	1						GM FG% 31-61 50.8%	
Totals		31-61	4-11	11-14	7 25 32	20 16	77	21	12	7 6 23				3PT% 4-11 36.4%	
Technical Fouls:NONE															FT% 11-14 78.6%
Dead Ball Rebounds: 1.0															

Minnesota - 54

Record: 9-13 (2-9)

NO. Name	Min	FG	3P	FT	Rebounds	Fouls	TP	AS	TO	ST	Blocks	BS	BA	+/-	
		M-A	M-A	M-A	OR DR TOT	PF	FD								
4 Alanna Micheaux	F 25:21	3-13	0-0	6-9	7 4 11	2 9 12	0	7	1	1	2	0	9	1st FG% 2-14 14.3%	
24 Malory Heyer	F 36:10	6-9	0-2	4-5	2 6 8	3 1 6	0	1	0	0	0	0	22	3PT% 0-2 0.0%	
3 Amaya Battle	G 32:33	0-4	0-0	0-0	1 5 6	3 2 0	4	5	1	3	2	0	10	FT% 2-3 100%	
5 Maggie Cziznaro	G 25:31	0-5	0-0	2-2	1 1 2	1 3 1	2	1	4	0	0	2	25	2nd FG% 6-10 60.0%	
10 Mara Braun	G 34:46	5-14	3-6	0-0	1 2 3	0 2 13	1	2	2	0	1	0	23	3PT% 1-2 50.0%	
23 Katie Borowicz	24:47	3-8	0-5	1-1	0 2 2	3 3 7	5	5	1	0	0	0	12	FT% 1-2 50.0%	
15 Angelina Hammond	14:39	2-3	0-0	0-0	0 0 0	2 0 4	1	1	2	2	0	0	14	3rd FG% 7-18 38.9%	
14 Isabelle Gradwell	04:53	0-0	0-0	0-0	0 1 1	1 0 0	0	0	1	1	0	0	0	3PT% 2-7 28.6%	
21 MiCole Cayton	01:20	0-0	0-0	0-0	0 0 0	0 0 0	0	0	0	0	0	0	0	FT% 4-5 80%	
Team					3 4 7	0	0	9						4th FG% 4-14 28.6%	
Totals		19-56	3-13	13-17	15 25 40	16 20	54	12	29 8 6 7 23					3PT% 0-2 0.0%	
Technical Fouls:NONE															FT% 6-8 75%
Dead Ball Rebounds: 1.0															

	IND	Minn
Biggest lead	26 (2nd 1:57)	0 (1st 10:00)
Best Scoring Run	10 (1st 2:59)	11 (3rd 8:50)
Lead Changes	0	
Times Tied	0	
Time with Lead	39:09	00:00

Points from	IND	Minn
Turnovers	30	9
Paint	44	28
Second Chance	5	6
Fast Breaks	10	10
Bench	14	11

Period by Period Scoring	IND	20	21	17	19	TOT
1st	12	20	21	17	19	79
2nd	6	14	20	14	54	
3rd	6	14	20	14	54	
4th	6	14	20	14	54	

NCAA

Official Basketball Box Score - Final

Iowa at Indiana

02/09/23 David S. Ross Assembly Hall, Bloomington

2022-23 Women's Basketball

Game Time: 6:30 PM

Game Duration: 2:07

Attendance: 13,046

Iowa - 78

Record: 19-5 (11-2)

NO. Name	Min	FG	3P	FT	Rebounds	Fouls	TP	AS	TO	ST	Blocks	BS	BA	+/-	
		M-A	M-A	M-A	OR DR TOT	PF	FD								
14 McKenna Warnock	F 27:31	5-8	2-4	2-2	2 9 11	4 2 14	1	2	0	1	0	0	0	1st FG% 3-10 30.0%	
25 Monika Cziznaro	C 26:17	3-6	0-0	0-0	1 6 7	5 3 6	8	2	4	0	1	0	10	FT% 2-3 66.7%	
20 Kate Martin	C 35:14	2-7	0-4	2-2	1 6 7	4 1 6	1	1	0	1	0	2	0	2nd FG% 9-12 75.0%	
22 Caitlin Clark	G 39:27	12-28	3-11	8-11	1 3 4	4 7 35	10	8	2	0	2	0	9	3PT% 0-2 0.0%	
24 Gabby Marshall	G 36:36	1-2	1-1	0-0	0 0 0	2 2 3	2	1	2	0	0	0	0	FT% 2-4 50%	
1 Molly Davis	04:39	0-2	0-2	0-0	0 1 1	2 0 0	0	0	0	0	0	0	0	3rd FG% 6-15 40.0%	
3 Sydney Altforth	06:54	1-3	0-1	0-0	1 2 3	0 0 2	0	0	1	0	0	0	0	3PT% 2-7 28.6%	
45 Hannah Sueleke	21:05	5-5	0-0	0-8	1 2 3	2 5 10	0	1	0	0	0	0	0	FT% 4-10 40%	
44 Addison O'Grady	02:17	1-1	0-0	0-0	0 0 0	0 0 0	0	0	0	0	0	0	0	4th FG% 8-16 50.0%	
Team					2 0 2	0	0	0						3PT% 1-4 25.0%	
Totals		30-62	6-23	12-23	9 29 38	24 20	78	17	18 4 4 3 9					FT% 3-6 50%	
Technical Fouls:NONE															3PT% 6-23 26.1%
Dead Ball Rebounds: 6.0															

Indiana - 87

Record: 25-1 (13-1)

NO. Name	Min	FG	3P	FT	Rebounds	Fouls	TP	AS	TO	ST	Blocks	BS	BA	+/-	
		M-A	M-A	M-A	OR DR TOT	PF	FD								
54 Mackenzie Holmes	F 36:45	10-17	0-0	4-8	2 4 6	4 6 24	0	2	0	2	1	1	13	1st FG% 5-14 35.7%	
12 Yarden Garzon	G 24:01	3-6	2-3	0-0	2 2 4	5 0 8	1	1	2	1	0	0	7	FT% 1-3 33.3%	
22 Chloe Moore-McNeil	G 37:28	1-14	8-8	1 8 9	3 6 11	3 1 1	2	1	0	0	0	0	12	2nd FG% 5-13 38.5%	
33 Sydney Parrish	G 21:27	3-5	2-2	1-2	0 2 2	5 1 9	2	1	4	1	1	0	0	3PT% 2-4 50.0%	
34 Grace Berger	G 38:43	10-20	0-1	6-10	0 9 9	2 6 26	6	1	0	1	0	0	9	FT% 8-10 80%	
14 Sara Scallia	32:20	2-6	2-4	2-2	0 1 1	0 3 8	3	0	1	0	0	0	8	3rd FG% 10-19 52.6%	
52 Lily Meister	03:33	0-0	0-0	1-2	1 0 1	1 0 1	0	0	0	0	0	0	0	3PT% 1-2 50.0%	
25 Arelle Wisne	00:04	0-0	0-0	0-0	0 0 0	0 0 0	0	0	0	0	0	0	0	FT% 2-2 100%	
21 Henna Sandvik	05:18	0-0	0-0	0-2	0 1 1	1 1 0	0	0	0	0	0	0	0	4th FG% 6-12 50.0%	
1 Lexus Baggesser	00:21	0-0	0-0	0-0	0 0 0	0 0 0	0	0	0	0	0	0	0	3PT% 2-4 50.0%	
Team					3 1 4	0	0	1						FT% 11-19 57.9%	
Totals		29-62	7-14	22-34	9 28 37	20 24	87	15	12 9 3 4 9					GM FG% 29-62 46.8%	
Technical Fouls:NONE															3PT% 7-14 50.0%
Dead Ball Rebounds: 7.0															


	IOWA	IND
Biggest lead	6 (1st 6:06)	11 (4th 0:48)
Best Scoring Run	8 (1st 7:56)	7 (4th 7:16)
Lead Changes	14	
Times Tied	11	
Time with Lead	08:35	21:33

Points from	IOWA	IND
Turnovers	11	14
Paint	44	36
Second Chance	11	4
Fast Breaks	21	20
Bench	14	9

Period by Period Scoring	IOWA	19	20	18	21	78
1st	12	20	23	25	80	
2nd	6	14	20	14	54	
3rd	6	14	20	14	54	
4th	6	14	20	14	54	



# BOX SCORES



Official Basketball Box Score - Final

Indiana at Ohio St.

02/13/23 Value City Arena, Columbus

2022-23 Women's Basketball

Game Time: 7:00 PM

Game Duration: 1:38

Attendance: 7,178

Officials: Brian Hall, Cameron Insigne, Natasha Camy

Indiana - 83

Record: 24-1 (14-1)

NO.	Name	Min	FG	3P	FT	Rebounds	Fouls	TP	AS	TO	ST	Blocks	BS	BA	+/-		
			M.A.	M.A.	M.A.	OR	DR	PF	FD								
54	Mackenzie Holmes	F 32:09	15-18	0-0	3-5	1	4	5	3	4	33	2	1	0	1	0	17
12	Yarden Garzon	G 30:30	2-8	1-6	0-0	0	4	4	1	0	5	1	1	0	1	0	11
22	Chloe Moore-McNeil	G 37:20	1-3	0-0	0-0	4	3	7	2	1	2	7	1	2	0	0	21
33	Sydney Parrish	G 20:28	1-5	1-4	0-0	0	2	2	2	1	3	3	1	1	0	1	11
34	Grace Berger	G 36:11	6-10	1-2	3-3	0	10	10	2	4	16	5	3	0	0	0	19
14	Sara Scallia	28:36	9-12	6-8	0-0	0	1	1	1	0	24	2	4	1	0	0	26
52	Lily Meister	07:18	0-0	0-0	0-0	1	4	5	1	1	0	0	0	0	0	0	7
21	Henna Sandvik	02:24	0-0	0-0	0-0	0	0	0	0	0	0	0	0	0	0	0	2
1	Lexus Bargeser	01:55	0-1	0-0	0-0	0	0	0	0	0	0	0	0	0	0	1	4
32	Alyssa Geary	01:34	0-0	0-0	0-0	0	0	0	0	0	0	0	0	0	0	0	2
24	Mona Zaric	01:02	0-0	0-0	0-0	0	0	0	0	0	0	0	0	0	0	0	0
25	Arielle Wisne	00:33	0-0	0-0	0-0	0	0	0	0	0	0	0	0	0	0	0	0
Team						1	0	1									
Totals			34-57	9-20	6-6	7	28	35	12	11	83	20	11	4	2	2	24

Technical Fouls: NONE

Ohio St. - 59

Record: 21-5 (10-5)

NO.	Name	Min	FG	3P	FT	Rebounds	Fouls	TP	AS	TO	ST	Blocks	BS	BA	+/-		
			M.A.	M.A.	M.A.	OR	DR	PF	FD								
22	Eboni Walker	F 33:49	6-12	0-1	0-0	2	9	11	5	2	12	4	1	0	0	-7	
32	Cotie McMahon	F 37:23	9-13	1-3	5-6	1	5	6	0	5	22	3	2	1	0	-20	
1	Rikki Harris	G 37:24	1-8	0-3	0-0	0	0	0	2	2	0	1	3	0	1	18	
2	Taylor Thery	G 37:22	4-8	0-0	0-2	1	1	2	2	1	8	1	1	1	1	-20	
24	Taylor Mikesell	G 37:23	6-15	2-8	1-1	0	1	1	2	2	15	3	1	1	0	20	
3	Hevyne Bristow	05:51	0-0	0-0	0-0	0	0	0	0	0	0	0	0	0	0	-17	
20	Kaitlyn Costner	05:13	0-0	0-0	0-0	0	0	0	0	0	0	0	0	0	0	-10	
5	Emma Shumate	02:37	0-0	0-0	0-0	0	0	0	0	0	0	0	0	0	1	-4	
11	Kaia Henderson	01:55	0-1	0-0	0-0	0	1	1	0	0	0	0	0	0	0	-4	
15	Karla Vres	01:02	0-0	0-0	0-0	0	0	0	0	0	0	0	0	0	0	0	
Team						1	1	2									
Totals			26-57	3-15	4-9	5	18	23	11	12	59	11	6	5	2	2	34

Technical Fouls: NONE

	IND	OSU
Biggest lead	27 (2 <sup>nd</sup> 6:01)	0 (1 <sup>st</sup> 10:00)
Best Scoring Run	12 (2 <sup>nd</sup> 6:01)	9 (3 <sup>rd</sup> 2:11)
Lead Changes	0	
Times Tied	1	
Time with Lead	38:44	00:00

Points from	IND	OSU
Turnovers	11	14
Paint	44	34
Second Chance	11	2
Fast Breaks	4	8
Bench	24	0

Period by Period Scoring	IND	24	30	14	15	83	TOT
OSU	12	17	24	6	6	69	

Dead Ball Rebounds: 3, 0

NCAA

Official Basketball Box Score - Final

Michigan at Indiana

02/16/23 Simon Skjott Assembly Hall, Bloomington

2022-23 Women's Basketball

Game Time: 8:30 PM

Game Duration: 1:48

Attendance: 7,446

Michigan - 52

Record: 20-6 (10-5)

NO.	Name	Min	FG	3P	FT	Rebounds	Fouls	TP	AS	TO	ST	Blocks	BS	BA	+/	
			M-A	M-A	M-A	OR	DR	TOT	PF	FD						
33	Emily Kiser	F 35:10	5-8	0-0	2-2	0	4	4	2	12	3	2	3	2	-17	
44	Cameron Williams	F 16:50	2-3	0-0	1-1	1	1	2	4	1	5	0	2	1	0	-3
3	Maddie Nolan	G 36:04	4-11	0-4	0-0	0	6	6	1	0	8	0	0	1	0	-11
10	Jordan Hobbs	G 25:54	2-8	2-5	3-4	0	2	2	3	4	9	1	1	0	0	-14
32	Leigha Brown	G 38:23	3-9	0-0	3-4	1	7	8	1	9	9	3	4	1	0	-20
12	Ali Wiggins	14:20	0-1	0-0	1-2	2	2	4	3	2	1	2	3	1	0	-4
22	Chyrra Evans	08:08	1-4	0-1	0-0	0	4	4	3	0	2	1	2	0	0	-4
30	Elise Stuck	12:14	0-1	0-0	1-2	0	1	1	1	1	1	0	2	0	0	-4
20	Alyssa Crockett	11:13	1-2	0-1	0-0	0	1	1	0	0	2	1	2	1	0	-4
13	Kate Clarke	01:44	1-1	1-1	0-0	0	0	0	0	0	3	0	0	0	0	-1
Team						2	1	3								
Totals			19-48	3-12	11-15	6	29	35	18	19	52	11	21	8	6	-16

Technical Fouls:None

Dead Ball Rebounds:4,0

Shooting By Period	
1st FG%	7-16 43.8%
3PT%	1-4 25.0%
FT%	2-4 50%
2nd FG%	5-12 41.7%
3PT%	1-1 100%
FT%	0-0 0%
3rd FG%	2-9 22.2%
3PT%	0-3 0.0%
FT%	5-6 83.3%
4th FG%	5-11 45.5%
3PT%	1-4 25.0%
FT%	4-5 80%
GM FG%	19-48 39.6%
3PT%	3-12 25.0%
FT%	11-15 73.3%

Dead Ball Rebounds:4,0

Indiana - 68

Record: 25-1 (15-1)

NO.	Name	Min	FG	3P	FT	Rebounds	Fouls	TP	AS	TO	ST	Blocks	BS	BA	+/		
			M-A	M-A	M-A	OR	DR	TOT	PF	FD							
54	Mackenzie Holmes	F 31:30	11-22	0-0	5-6	3	2	5	3	9	27	0	2	2	5	2	13
12	Yarden Garzon	G 32:25	2-5	1-4	2-2	1	7	8	1	7	1	4	1	1	0	20	
22	Chloe Moore-McNeil	G 34:16	5-7	3-5	0-0	0	4	4	2	1	13	3	1	3	0	22	
33	Sydney Parrish	G 24:40	1-5	0-1	1-1	1	1	2	3	2	3	1	2	1	0	6	
34	Grace Berger	G 34:40	2-10	0-2	1-2	1	4	5	3	5	6	1	2	0	2	16	
14	Sara Scallia	25:06	0-4	0-4	2-2	0	0	0	2	0	2	2	2	1	0	0	9
21	Henna Sandvik	03:07	0-0	0-0	0-0	0	1	1	0	0	0	0	0	0	0	-1	
52	Lily Meister	06:12	3-3	0-0	1-1	1	2	3	1	1	7	0	1	1	0	0	5
1	Lexus Bargeser	03:48	2-2	0-0	0-0	0	1	1	1	0	4	0	0	0	0	-2	
23	Kiandra Browne	02:18	0-2	0-0	0-0	0	0	0	0	0	0	0	0	0	0	-2	
24	Mona Zaric	00:59	0-0	0-0	0-0	0	0	0	0	0	0	0	0	0	0	-3	
32	Alyssa Geary	00:59	0-0	0-0	0-0	0	0	0	0	0	0	0	0	0	0	-3	
Team						0	1	1									
Totals			26-60	4-16	12-14	7	23	30	19	17	68	13	13	11	6	6	16

Technical Fouls:None

Dead Ball Rebounds:0,0

Shooting By Period	
1st FG%	9-15 60.0%
3PT%	1-5 20.0%
FT%	3-3 100%
2nd FG%	6-12 50.0%
3PT%	1-3 33.3%
FT%	7-9 77.8%
3rd FG%	8-18 44.4%
3PT%	2-6 33.3%
FT%	1-1 100%
4th FG%	3-15 20.0%
3PT%	0-2 0.0%
FT%	1-1 100%
GM FG%	26-60 43.3%
3PT%	4-16 25.0%
FT%	12-14 85.7%

Dead Ball Rebounds:0,0

UOFM

IND

Points from Turnovers

UOFM

IND

Period by Period Scoring

1st

2nd

3rd

4th

TOT

UOFM

17

11

9

15

52

IND

22

20

19

7

68

UOFM

IND

Points from Turnovers

UOFM

IND

Period by Period Scoring

1st

2nd

3rd

4th

TOT

UOFM

17

11

9

15

52

IND

22

20

19

7

68

UOFM

IND

Points from Turnovers

UOFM

IND

Period by Period Scoring

1st

2nd

3rd

4th

TOT

UOFM

17

11

9

15

52

IND

22

20

19

7

68

NCAA

Official Basketball Box Score - Final

Indiana at Iowa

02/26/23 Carver-Hawkeye Arena, Iowa City

2022-23 Women's Basketball

Game Time: 7:00 PM

Game Duration: 1:54

Attendance: 15,056

Indiana - 85

Record: 26-2 (16-2)

NO.	Name	Min	FG	3P	FT	Rebounds	Fouls	TP	AS	TO	ST	Blocks	BS	BA	+/		
			M-A	M-A	M-A	OR	DR	TOT	PF	FD							
54	Mackenzie Holmes	F 37:23	8-10	0-0	5-6	1	5	6	4	4	21	2	4	1	1	0	2
12	Yarden Garzon	G 36:22	1-6	1-5	4-4	1	13	14	2	2	7	1	0	3	1	0	6
22	Chloe Moore-McNeil	G 33:33	6-12	2-5	4-4	2	1	3	4	5	18	3	1	0	0	0	3
33	Sydney Parrish	G 33:16	6-12	3-7	3-3	2	3	5	4	2	18	2	3	1	0	-6	
34	Grace Berger	G 35:18	8-15	0-2	0-0	1	3	4	2	4	16	8	1	0	0	-4	
14	Sara Scallia	21:27	2-8	1-5	0-0	0	3	3	0	5	1	0	0	0	0	-4	
52	Lily Meister	02:37	0-0	0-0	0-0	0	0	0	0	0	0	0	0	0	0	-3	
21	Henna Sandvik	00:04	0-0	0-0	0-0	0	0	0	0	0	0	0	0	0	0	-3	
Team						0	1	1									
Totals			31-63	7-24	16-17	7	29	36	16	17	85	17	8	6	2	2	-1

Technical Fouls:None

Dead Ball Rebounds:0,0

Shooting By Period	
1st FG%	8-17 47.1%
3PT%	1-6 16.7%
FT%	1-1 100%
2nd FG%	8-14 57.1%
3PT%	1-5 20.0%
FT%	4-4 100%
3rd FG%	7-18 38.9%
3PT%	3-7 42.9%
FT%	2-3 66.7%
4th FG%	8-14 57.1%
3PT%	2-6 33.3%
FT%	9-9 100%
GM FG%	31-63 49.2%
3PT%	3-24 12.5%
FT%	16-17 94.1%

Dead Ball Rebounds:0,0

Iowa - 86

Record: 23-6 (15-3)

NO.	Name	Min	FG	3P	FT	Rebounds	Fouls	TP	AS	TO	ST	Blocks	BS	BA	+/		
			M-A	M-A	M-A	OR	DR	TOT	PF	FD							
14	McKenna Wamock	F 35:02	3-7	2-5	0-0	0	3	3	4	0	8	1	2	0	2	1	6
25	Monika Czinano	C 32:46	4-8	0-0	5-5	2	7	9	4	3	13	1	1	1	0	0	1
20	Kate Martin	G 28:10	6-9	3-4	4-5	0	1	1	4	3	19	4	1	0	0	1	12
22	Caitlin Clark	G 37:52	12-22	4-12	6-8	0	9	9	3	6	34	9	2	1	0	0	1
24	Gabbie Marshall	G 33:37	3-5	2-4	0-0	0	0	0	0	1	8	1	1	0	0	0	2
1	Molly Davis	12:12	1-3	0-1	0-0	0	0	0	0	2	2	1	0	1	0	0	-2
45	Hannah Stueke	12:12	1-2	0-0	0-2	1	4	5	1	1	2	1	1	0	0	-5	
3	Sydney Afoltter	08:09	0-2	0-2	0-0	0	0	0	0	0	0	0	0	0	0	-10	
Team						0	1	1									
Totals			30-58	11-28	15-20	3	25	28	17	16	86	18	7	5	2	2	-1

Technical Fouls:None

Dead Ball Rebounds:0,0

Shooting By Period	
1st FG%	9-14 64.3%
3PT%	4-7 57.1%
FT%	1-1 33.3%
2nd FG%	6-15 40.0%
3PT%	2-7 28.6%
FT%	3-4 75%
3rd FG%	6-15 40.0%
3PT%	2-8 25.0%
FT%	7-8 87.5%
4th FG%	9-14 64.3%
3PT%	3-6 50.0%
FT%	4-5 80%
GM FG%	30-58 51.7%
3PT%	11-28 39.3%
FT%	15-20 75.0%

Dead Ball Rebounds:1,1

IU

UI

Points from Turnovers

IU

UI

Period by Period Scoring

1st

2nd

3rd

4th

TOT

IU

18

21

19

27

85

UI

23

17

21

25

86

IU

UI

Points from Turnovers

IU

UI

Period by Period Scoring

1st

2nd

3rd

4th

TOT

IU

18

21

19

27

85

UI

23

17

21

25

86

IU

UI

Points from Turnovers

IU

UI

Period by Period Scoring

1st

2nd

3rd

4th

TOT

IU

18

21

19

27

85

UI

23

17

21

25

86

Official Basketball Box Score - Final

Purdue at Indiana

02/19/23 Simon Skjott Assembly Hall, Bloomington

2022-23 Women's Basketball

Game Time: 12:00 PM

Game Duration: 1:44

Attendance: 17,222

Officials: Roy Gubearyn, Tara Cruse, Angie Enderb

Purdue - 60

Record: 17-8 (8-7)

NO.	Name	Min	FG	3P	FT	Rebounds	Fouls	TP	AS	TO	ST	Blocks	BS	BA	+/-	
			M.A.	M.A.	M.A.	OR	DR	PF	FD							
34	Caitlyn Harper	F	13:13	1-5	0-3	0-0	1 2 3	5	1	2	0	1	1	1	4	
5	Cassidy Hardin	G	31:32	0-4	0-4	0-0	1 4	3	0	1	0	3	0	0	-18	
10	Jeanne Terry	G	31:28	4-5	0-0	3-4	0 3 3	2 3	11	4	4	2	0	1	21	
11	Lasha Petreee	G	31:03	8-19	5-9	2-4	2 2 4	2 4	23	2	4	0	0	3	-12	
23	Abbey Ellis	G	26:16	5-8	1-1	1-1	0 2	2	1	12	2	1	0	0	-27	
35	Rickie Wolman		10:45	3-3	0-0	0-0	0 0 0	1 1	6	0	1	0	0	0	-15	
33	Madsen Woltman		32:26	0-5	0-5	1-2	0 5 5	4	1	1	2	0	0	0	-11	
14	Ava Learn		07:57	1-3	0-0	0-0	1 1 2	2	2	2	0	0	1	1	3	
3	Jayla Smith		15:20	1-2	0-0	1-2	0 0 0	1 2	3	2	0	1	0	0	-10	
Team						0	2	2		0	1					
Totals				23-54	6-22	8-13	5	21	18	16	60	12	14	5	2	6 -23

Technical Fouls: NONE

Indiana - 83

Record: 26-1 (16-1)

NO.	Name	Min	FG	3P	FT	Rebounds	Fouls	TP	AS	TO	ST	Blocks	BS	BA	+/-	
			M.A.	M.A.	M.A.	OR	DR	PF	FD							
54	MacKenzie Holmes	F	32:52	10-11	0-0	1	2 5 7	3	0	20	1	3	3	4	28	
12	Yarden Garzon	G	27:20	4-9	4-8	0	6 6	2 3	12	1	2	0	0	0	15	
22	Chloe Moore-McNeil	G	34:29	5-10	4-8	0	1 1 2	3 1	14	5	3	0	0	0	20	
33	Sydney Parrish	G	31:32	4-9	0-4	5-5	3 7 10	1	5	13	0	0	0	1	18	
34	Grace Berger	G	35:14	5-11	1-2	3-3	0 4 4	2 6	14	10	4	0	0	0	26	
14	Sara Scalia		22:23	2-6	2-5	0	1 1	1	1	6	2	1	0	0	11	
12	Lily Meister		04:00	0-0	0-0	0-0	0 1 1	0	1	0	0	1	0	0	4	
32	Alyssa Geary		01:54	0-1	0-0	0-0	1 1	0	1	0	0	0	0	1	-3	
1	Lexus Baggesser		02:45	1-1	0-0	0-0	0 0 0	2	0	2	0	0	0	0	0	
21	Henna Sandvik		02:11	1-1	0-0	0-0	0 0 0	1	0	2	0	0	0	0	1	
23	Kiandra Browne		02:11	0-1	0-0	0-0	1 1	0	0	0	1	0	0	0	1	
34	Mona Zaric		01:54	0-0	0-0	0-0	0 0 0	1	0	0	0	0	0	0	1	
25	Anelle Wisne		01:15	0-0	0-0	0-0	0 0 0	0	0	0	0	0	0	0	0	
Team						0	1	0		0	0					
Totals				32-60	11-27	8-9	6	28	34	16	18	83	20	14	3	6 -2 23

Technical Fouls: NONE

Shooting By Period

1st FG%	6-13	46.2%
3PT%	3-7	42.9%
FT%	0-0	0%
2nd FG%	8-15	53.3%
3PT%	2-5	40.0%
FT%	1-2	50%
3rd FG%	4-11	36.4%
3PT%	1-4	25.0%
FT%	3-5	60%
4th FG%	5-15	33.3%
3PT%	0-6	0%
FT%	4-6	66.7%
GM FG%	23-54	42.6%
3PT%	6-22	27.3%
FT%	8-13	61.5%

Dead Ball Rebounds: 3

Shooting By Period

1st FG%	4-9	44.4%
FT%	0	0%
2nd FG%	7-15	46.7%
3PT%	2-7	28.6%
FT%	1-1	100%
3rd FG%	9-13	69.2%
3PT%	2-6	33.3%
FT%	7-7	100%
4th FG%	8-16	50%
3PT%	3-5	60.0%
FT%	0-1	0%
GM FG%	32-60	53.3%
3PT%	11-27	40.7%
FT%	8-9	88.9%

Dead Ball Rebounds: 1

	PUR	IND
Biggest lead	2 (1 <sup>st</sup> 9:25)	27 (4 <sup>th</sup> 4:21)
Best Scoring Run	7 (2 <sup>nd</sup> 0:56)	8 (3 <sup>rd</sup> 4:19)
Lead Changes	3	
Times Tied	0	
Time with Lead	00:58	38:27

	PUR	IND
Points from Turnovers	16	21
Paint	22	34
Second Chance	6	10
Fast Breaks	13	6
Bench	12	10

	1st	2nd	3rd	4th	TOT
PUR	15	19	12	14	60
IND	20	17	27	19	83