# 2026 NORTHERN ILLINOIS UNIVERSITY HUSKIES

**Saturday, Oct. 31, 2026 | 9:30 p.m. (CT) | MW+** | **GAME 8**

**Las Vegas, Nev. | Allegiant Stadium (65,500)**

| NIU | | UNLV |
|---|---|---|
| **0-7 (0-3 Mountain West)** | | **4-3 (2-1 Mountain West)** |
| Rob Harley (Ohio State '05) | | Dan Mullen (Ursinus '94) |
| **RECORD** | | **RECORD** |
| 0-7 (School) / (Career) | | 14-7 (School) / 117-68 (Career) |

## SETTING THE TABLE

- NIU heads to UNLV for the first game of back-to-back road trips in MW play. The Huskies and Rebels have played five times before, last in 2015, with NIU winning each meeting.
- Wide Receiver DeAree Rogers is coming off a season-high 115 receiving yards with eight catches and two touchdown receptions against Hawai'i. He is one of two players in the MW to record 100 or more receiving yards and multiple touchdown receptions in a single game this season.
- Rogers ranks fourth in the FBS in receptions per game (8.14) and has three double-digit reception games.
- Running Back Telly Johnson Jr. ranks fifth in the MW in yards per game (71.71) and has recorded a rushing touchdown in three of the last four games. Johnson had a season-high 139 rushing yards against Wyoming.
- Quarterback Taron Dickens leads in MW in completion percentage (.657) and ranks fourth in passing yards per game (194.86). Dickens has thrown for 1,075 yards and five touchdowns against three interceptions in his five starts this season.
- Cornerback Yassine Falke recorded his fourth interception of the season against Hawai'i and ranks tied for third in the FBS and tied for first in the MW.
- Linebacker Brady Kerperin has started the last four games, totaling 40 tackles, 3.5 tackles for loss and one sack. Kerperin recorded 10 or more tackles in each of his first three starts.
- Since 2010 NIU is the second-winningest football program among Illinois' seven Division I (FBS and FCS) programs. The Huskies are 121-91 in that stretch for a .570 winning percentage.

**6**

NIU has previously played in at least six current NFL stadiums.

**40**

LB Brady Kerperin has recorded 40 tackles in the last four games as well as 3.5 TFL and one sack.

**1995**

The last time NIU & UNLV faced one another as conference opponents (Big West).

## NIU FACTS

**UNIVERSITY**

| | |
|---|---|
| Location | DeKalb, Illinois |
| Founded | 1895 |
| Enrollment | 16,078 |
| Affiliation | NCAA FBS |
| Conference | Mountain West |
| Colors | Cardinal and Black |
| Nickname | Huskies |
| Mascot | Mission (live); Victor E. Huskie (costume) |
| Stadium | Brigham Field at Huskie Stadium |
| | AstroTurf / 23,595 |
| President | Dr. Lisa Freeman |
| Vice President/Director of Athletics | Sean T. Frazier (Alabama '92) |
| Tickets | 815-753-7225 |

**FOOTBALL**

| | |
|---|---|
| Basic Off./Def. | Multiple/4-2-5 |
| Returning/Lost | 50/49 |
| First Year of Football | 1899 |
| All-Time Record | 622-547-51 |
| 2025 Record/Conf. Finish | 3-9 (2-6)/8th |
| Last Bowl Game | 2024 Famous Idaho Potato Bowl |
| | NIU 28, Fresno State 20 (2OT) |
| FBS Bowl Appearances | 16 |

## 2026 SCHEDULE

| | at Iowa | vs Illinois State | at Arizona | at Georgia State | vs Air Force | at Wyoming | vs Hawai'i | at UNLV | at San José State | vs Nevada | at North Dakota State | vs UTEP |
|---|---|---|---|---|---|---|---|---|---|---|---|---|
| | Sept. 5 | Sept. 12 | Sept. 19 | Sept. 26 | Oct. 10 | Oct. 17 | Oct. 24 | Oct. 31 | Nov. 7 | Nov. 14 | Nov. 21 | Nov. 28 |
| | L, 40-0 BTN | L, 28-24 MW+ | L, 42-17 TNT | L, 35-14 ESPN+ | L, 28-7 CBSSN | L, 41-23 The CW | L, 56-21 MW+ | 9:30 p.m. CT CBSSN | 3 p.m. CT MW+ | 2:30 p.m. CT MW+ | 3 p.m. CT The CW | 2:30 p.m. CT MW+ |

## FOLLOW THE HUSKIES

### TV: NIU-UNLV ON CBS SPORTS NETWORK

- The NIU-Hawai'i game will be televised on CBS Sports Network.
- Jordan Kent (play-by-play), Doug Pederson (color analyst) and Jaclyn DeAugustino (sideline) will be on the call on Saturday.

### RADIO: HUSKIE SPORTS NETWORK

- The Huskie Sports Radio Network coverage for the Air Force game begins 30 minutes before kickoff, at 9 p.m. (CT), on 94-9 WDKB in DeKalb.
- Hear the broadcast on mobile devices via the free NIU Huskies mobile app or stream online on 949wdkb.com.
- Andy Garcia starts his third season as "Voice of the Huskies" while color analyst Mark Lindo begins his 42nd consecutive season calling NIU football games. Terry Bonadonna is the sideline reporter for the third straight season.

### INSIDE HUSKIE FOOTBALL RADIO SHOW

- Fans are invited to attend the one-hour weekly show every Wednesday at Noon at Fatty's Pub & Grille in DeKalb (1312 W. Lincoln Hwy).
- Hear the show live on 94-9 WDKB, on the NIU Huskies app and on TuneIn, or stream on 949wdkb.com.
- Host Andy Garcia welcomes NIU Football Coach Rob Harley each week, along with Huskie players and special guests.

### NIU ON MW+

- Check out the Huskies on the new MW+ app, a direct-to-consumer digital subscription platform to watch NIU Football live games, replays, extra content and more.
- Subscriptions to MW+ by Huskie fans will also directly support NIU Athletics as a majority of each subscription purchased through a member school's dedicated page will support that institution, creating a scalable and sustainable revenue opportunity aligned with fan engagement.

### NIU ATHLETICS ON YOUTUBE

- See weekly and post-game press conferences, special features, game highlights, NIU Weekly and more.
- Subscribe for FREE and click the bell to be notified every time NIU posts a new video.
- Search "NIU Athletics" on YouTube or go to YouTube.com/NIUAthleticsOfficial.
- Archived videos and highlights, replays of some of the greatest games in school history and special features are also available 24/7 on YouTube.

### NIU HUSKIES MOBILE APP

- Download the free NIU Huskies mobile app from the Apple Store or Google Play.
- Link to the NIU radio broadcasts, live stats, complete team rosters, digital game programs and more.
- Connect to the NIU social media channels and sign up for notifications on any Huskie team.

## ROGERS AND RECEPTIONS...



- Wide Receiver DeAree Rogers leads the Mountain West with 8.14 receptions per game, which puts him 4th in the nation.
- Through seven games, Rogers leads the team in receiving with 537 yards on 57 receptions and four touchdowns.
- Rogers is the only player in the MW with 50+ receptions and 500+ receiving yards this season and one of 11 in the FBS.
- The South Carolina native is one of two players in the MW to have 100+ receiving yards and 2+ touchdown receptions in a single game this season (Cooper Hoch, San José State; 9-4-26 at Eastern Michigan).
- Rogers leads the MW in receptions per game, yards per game (76.71) and T-2nd in touchdown receptions.
- With three games of 10+ catches, Rogers joins Kenny Golladay (2016, 3 games) as the second NIU player to have three games of 10+ catches in a single season since at least 2010.
- Over the last four games, Rogers has totaled 392 yards on 35 receptions with three touchdowns, including two 100-yard games and his second 11-catch performance of the season at Wyoming.
- To this point, Rogers holds two of the three highest reception performances in the MW this year.
- Rogers has at least one catch in 39 consecutive games, a streak that began on Sept. 23, 2023 when he had two catches for Lenoir-Rhyne against Carson-Newman.
- Rogers was named to 2026 Preseason Allstate Wuerffel Trophy Watch List, honoring student-athletes who lead through community service while excelling in the classroom and on the field.
- He is the first NIU player to have back-to-back seasons of 500+ yards since Cole Tucker (2021-22).

| PLAYERS WITH AT LEAST ONE CATCH IN 35+ STRAIGHT GAMES |
|---|
| WR Junior Sherrill, Vanderbilt - 45 |
| ***WR DeAree Rogers, NIU - 39*** |
| WR Devin McCuin, Ohio State - 37 |
| WR Easton Messer, FAU - 37 |
| WR Jeremiah Smith, Ohio State - 36 |



## NO "I" IN TYGER...

- Quarterback Taron "Tyger" Dickens has thrown for 1,364 passing yards on 138 of 210 attempts this season with six touchdowns and five interceptions.
- He enters the week leading the Mountain West in completion percentage at 65.7 percent. Dickens is 4th in the Mountain West in passing at 194.8 yards per game and 3rd in completions.
- Dickens connected with Rogers twice last week against Hawai'i on a 49-yard bomb and then again on a 25-yard strike.
- The 49-yard touchdown pass is the second longest on the season (53 to Cam Thompson) and last Saturday was Dickens' first multi-touchdown game as a Huskie.
- Dickens threw for 216 yards and a touchdown at Wyoming, completing 24 of 44 attempts.
- Against Georgia State, Dickens threw for 320 yards and one touchdown on 28 of 42 attempts.
- Dickens was 25-for-37 passing at Arizona in his first start at NIU, throwing for 228 yards and a touchdown.
- With three straight games of 20+ completions in Sept., Dickens became the first NIU quarterback since Rocky Lombardi in 2019 to do so.
- Dickens has been one of the most efficient passers in college football, with 6,427 career passing yards with 57 touchdowns and 10 interceptions while completing 71.7 percent of his passes.
- The Florida native ranks 3rd among active players in career completion percentage with 71.7 percent (min. 425 completions).
- Dickens is the only active player in college football to throw for over 6,000 career yards while throwing 10 or fewer interceptions.

## PICKING UP STEAM...



- Running Back Telly Johnson Jr. has rushed for 486 yards and four touchdowns on 87 carries the last six games (5.6 yards per attempt). Johnson rushed for season-high 139 yards and a touchdown on 16 attempts against at Wyoming.
- Johnson has recorded a rushing touchdown in three of the last four games.
- Johnson has three games this season with 80+ rushing yards and scored a rushing touchdown in all three.
- In 25 career games, Johnson has rushed for 1,694 yards and 12 touchdowns on 322 carries, averaging 5.3 yards per carry. He needs one more rushing touchdown to set a new single-season career-high.
- Johnson ranks 5th in the MW in rushing yards per game with 71.17 and has five career 100-yard rushing games.
- The junior back averaged 8.7 yards per carry against Wyoming and became one of three players in the MW this season to average over eight yards per carry on 15+ attempts in a single game this season.
- Last season, Johnson's 5.74 yards per carry ranked 29th in the FBS and second in the conference.
- He was named a Preseason Candidate for the Doak Walker Award prior to the start of the 2026 season, recognizing the nation's most outstanding collegiate running back.
- In 2025, Johnson was one of 10 players in the FBS to rushing for 700 or more yards on fewer than 125 carries.
- The junior has a proven ability to pull away from a defense, scoring all four touchdowns in 2025 from 40+ yards with season longs of 80 and 73 yards.

## ANOTHER TAKEBACK FOR YASSINE...

- Cornerback Yassine Falke has made opposing quarterbacks pay this season, recording his fourth interception of the season against Hawai'i.
- Falke is T-3rd in the FBS and T-1st in the MW in interceptions this season.
- The junior began the season by recording an interception in each of the first three games, the first NIU player to have a streak of three or more games since 2016-17.
- With five games to play, Falke already has the most interceptions by an NIU player since 2017 (Jawuan Johnson, 5).
- Since 2010, only two NIU players have recorded six or more interceptions in a single season: Shawun Lurry (2015 FWAA All-American) and NIU Hall of Famer Jimmie Ward.

## YOUTH ON THE DEFENSE...

- Last week against Hawai'i, the NIU defense started three redshirt freshman (DT Montrel Canion, S Andruw Ellis, DE Fawzy Omotoso) and two true freshman (LB Jack Murray, S Champ Smith III).
- Canion and Murray have started each game this season while Ellis and Omotoso have started the last two games.
- Murray is tied for the team lead in tackles (49) and has recorded five or more in six of the seven games with two double-digit tackle games.
- Murray ranks 11th in the MW in tackles per game.
- DT Amari Washington (R-Fr.) started the first six games and finished last week with four tackles and one pass breakup.
- Canion and Washington have combined for 31 tackles from the defensive tackle position this season. Canion is coming off a season-high five tackles against Hawai'i.
- Ellis recorded a 30-yard interception return for a touchdown against Illinois State and recovered a fumble against Georgia State. The Illinois native has 16 tackles this season.
- LB Brady Kerperin (R-So.) is tied with Murray for the team lead in tackles and has 40 in the last four games. Kerperin recorded 10 or more tackles in his first three starts and finished last week with nine and one tackle for loss.
- LB Jashawn Nelson (R-Fr.) is fifth on the team with 36 tackles while adding three tackles for loss, one sack and one pass breakup.

## WEEKLY MEDIA SCHEDULE

### NIU WEEKLY PRESS CONFERENCE

- NIU will host a weekly press conference with Rob Harley and several Huskie players throughout the season.
- The press conference prior to the Arizona game will be held on Tuesday, Sept. 15 at 1:00 p.m. CT in the McCareins Auditorium (2nd floor) of the Yordon Center.
- The press conference can be seen live or accessed at any time thereafter on the NIU Athletics' YouTube Channel (NIUAthleticsOfficial) and on the MW+ App.

### NIU PLAYER & COACH AVAILABILITY

- Huskie players and coaches are available for interviews Monday through Thursday on Saturday game weeks.
- Contact the NIU Athletics Strategic Communications Office to arrange in-person, phone or Zoom interviews.
- Please provide 24-hour notice for phone requests.
- Contact Dalton Ray to arrange interviews.

### PRACTICE COVERAGE

- Media who wish to attend practice should contact the NIU Athletics Strategic Communications Office as access is limited for in-season practices.
- Practices are held in the mornings at Huskie Stadium and/or the Chessick Practice Center.
- Social media posts regarding practice - whether during or after practice - are not permitted during the season.

### INFORMATION, VIDEO & PHOTO REQUESTS

- To be added to the NIU football e-mail distribution list (media only), contact Mike Haase.
- Contact Mike Haase to request photos and/or video.
- Information on all Mountain West teams, including releases, depth charts and photos, logos, league stats and more are available online at CollegePressBox.com. Media can register for access at collegepressbox.com/register.

## NIU STRATEGIC COMMUNICATIONS

**Jeremy Reid, Assoc. Athletic Director**
jreid1@niu.edu
815-753-9539 (o); 716-867-1908 (c)

**Dalton Ray, Assistant Athletic Director (FB)**
dray4@niu.edu
815-753-1295 (o); 502-345-0507 (c)

**Mike Haase, Associate Director (FB)**
mhaase@niu.edu
815-753-9538 (o); 630-748-9847 (c)

**Linnea Kangas, Assistant Director**
lkangas@niu.edu
319-560-4708 (c)

## BY THE NUMBERS

**1st** The 2026 season is NIU's first as members of the Mountain West

**5.74** Rushing yards per carry by RB Telly Johnson Jr. last season, ranked in the top 30 of the FBS

**6** NIU has played on six networks this season and will be playing on CBS Sports Network for the second time

**7th** Allegiant Stadium will be at least the seventh current NFL stadium NIU has played in

**8.14** Receptions per game for DeAree Rogers, fourth-most in the FBS

**9** Huskies that have started all six games so far this season

**16** The number of turnovers the NIU defense forced in the last 14 games in 2025 under Harley

**32** Huskies from the state of Illinois on the 2025 roster

**38** Number of days it would take to walk from Center Parc Stadium (Georgia State) to CEFCU Stadium (San José State), the Huskies' two furthest east and west road opponents

**49** Receptions by DeAree Rogers in the first six games, most by a Huskie in a six-game stretch since Tyrice Richie had 53 in the 2020 season

**50+** Since 2016 six Huskies have had at least 50 receptions in a season

**65** Since the start of the 2016 season, 65 of 128 NIU games has been decided by eight points or less

**65.7** Quarterback Taron Dickens' completion percentage, which leads the Mountain West

**139** Telly Johnson Jr.'s rushing yards last week at Wyoming, 20 shy of tying his career-high of 159

**213** Former NIU WR Kenny Golladay recorded 213 receiving yards on nine catches in the 2015 game

**1987** First game between NIU and UNLV, a 34-31 Huskies win

## NIU OPPONENTS THIS WEEK

| | |
|---|---|
| Iowa | Wisconsin |
| Illinois State | Murray State |
| Arizona | at Texas Tech |
| Georgia State | Coastal Carolina |
| Air Force | UConn |
| Wyoming | BYE |
| Hawai'i | BYE |
| UNLV | NIU |
| San José State | New Mexico |
| Nevada | at UCLA |
| North Dakota State | UTEP |
| UTEP | at North Dakota State |

## HUSKIES AFTER DARK...

- NIU will be kicking off at 9:30 PM CT for the second time this season following a non-conference game against Arizona earlier this season (9:30 PM CT).
- The Huskies and Rebels have played five previous times before, most among new MW foes, with NIU winning all five matchups.
- Saturday night will be the second-ever conference game between NIU and UNLV.
- Despite both being in the Big West Conference from 1993-95, the teams only played once (1995).
- NIU has played in six current NFL stadiums: Gillette Stadium (Patriots), Hard Rock Stadium (Dolphins), Ford Field (Lions), Lincoln Financial Field (Eagles), Raymond James Stadium (Buccaneers) and Soldier Field (Bears).

## FIND LA'DON...

- Wide Receiver La'Don Bryant had a career-high 70 receiving yards on six receptions against Georgia State and followed that with a four-catch, 66 yard performance with his first career touchdown reception against Wyoming.
- Bryant is second on the team in receiving, recording 316 yards on 25 receptions.
- The 6-foot-4 wide out has shown the ability to make plays down the field, recording at least one 20+ yard reception in six of seven games with a season-long of 36 yards against Illinois State.
- Bryant has a team-high seven plays of 20+ yards this season.

## EMPTY THE NOTEBOOK...

- Center Landon Hron has started 19 consecutive games for the Huskies.
- Running back Elijah Porter scored his second rushing touchdown of the season last week against Hawai'i.
- Through seven games, NIU ranks third in the MW in passing yards per game with 201.6.
- Kicker JJ Schlenhardt went 3-for-3 against Wyoming, including a pair of attempts from 40+ yards. Schlenhardt is the first NIU player to connect on multiple FG attempts from 40+ since 2021 (John Richardson, Cure Bowl vs. Coastal Carolina).
- The Huskies totaled 392 yards of offense at Wyoming, second-most this season, paced by a season-high 176 rushing yards.
- Safety Kyon Conyers is third on the team with 47 tackles, finishing each game with six or more tackles. Conyers recorded his first interception of the season against Georgia State, shutting the door on a scoring chance for the Panthers right before the half, picking off a pass at the NIU 25-yard line and returning it 41 yards.
- The Huskies added 29 transfers this season, including 17 on the defensive side of the ball and 10 on offense.
- NIU Hall of Famer Jordan Lynch was introduced as a member of the 2026 NFF College Football Hall of Fame Class by the National Football Foundation in January 2026. Lynch was recognized during the Huskies first home game against Illinois State and had his jersey retired against Hawai'i.
- The Huskies lost two icons this offseason in George Bork and Coach Joe Novak. More infomation can be found on each NIU Hall of Famer on Page 9 and 10.

## HEADING WEST...

- NIU officially joined the Mountain West on July 1, 2026, embarking on a new journey that will see the Huskies to continuing to compete on the national stage.
- The Huskies will be seen across five US time zones this season with road trips that include Georgia State (non-conference) and San José State.



# 2026 NIU PERSONNEL CHART

## RETURNERS - 50

**Offense (29):** WR La'Don Bryant, OL Tyler Chambers, RB Reggie Craig, QB Brady Davidson, WR George Dimopoulos, TE Caleb Haack, WR Afy Ibekwe, TE Jason Fowler, OL Logan Gross, OL Ben Gustafson, TE Devin Habermehl, OL Landon Hron, RB Telly Johnson Jr., WR Kenji Lewis, OL Ross Liegel, QB Jalen Macon, OL Lane Mahnesmith, OL Erik Murray, RB Elijah Porter, OL Tyler Rindels, WR DeAree Rogers, TE Liam Russo, OL Samir Senenat, OL Luke Skartvedt, TE Joe Stein, WR Rickey Taylor Jr., RB Romelo Ware, RB Triston White, OL Jacob Welch

**Defense (19):** S Malik Armstrong, DT Jordan Bellamy, DE Charles Brooks III, DT Montrel Canion, DE Micah Cook, S Andruw Ellis, CB James Little IV, DT Zach Morrisroe, LB Jashawn Nelson, DE Trenton Nixon, DE Fawzy Omotoso, LB Trey Porter, CB Dev'ion Reynolds, S Keagan Ruane-Martino, DE Jay'shon Thomas, DB Austin Tillman, CB Romelo Walker, DT Amari Washington, LB Broderick Windham

**Specialist (2):** P Jake Ference, K JJ Schlenhardt

## NON-RETURNERS - 49

**Offense (16):** TE Devon Akers, TE Jake Appleget, WR Andrew Bond, OL Abiathar Curry, WR Gary Givens, QB Josh Holst, OL Michael Jimmar, WR Justin Lynch, OL Evan Malcore, WR Jamari McIvory, TE/DE Pierce Oppong, OL Izuchukwu Ozoh, OL Thomas Paasch, RB Jaylen Poe, OL Aidan Tweedy, RB Chavon Wright

**Defense (28):** S Jasper Beeler, DE Chidu Bekee, S Owen Belman, LB Danny Cronnin, DE Ivan Davis, DT Dasean Dixon, CB Jacob Finley, S James Finley, LB Jake Gassaway, DT Alvin Gulley Jr., CB Donte Harrison, DT Mark Hensley, LB Tristan Hunter, DE Lance Ingold, S Muhammed Jammeh, LB Filip Maciorowski, S Cyrus McGarrell, LB KJ McRae, DE Ivan Moore Jr., S Ty Myles, DT Tanner Phelps, DB Taylor Powell, LB Marc Pretto, CB Miles Thompson, LB Quinn Urwiler, DE CJ Wade, DE Jalonnie Williams, DE Roy Williams

**Specialists (5):** K Austin Bullock, K Andrew Glass, LS Quinn Kelly, LS Ross Pedro, P Danny Vuckovic

## +RETURNING STARTERS - 5

**Offense (4):** OL Landon Hron, RB Telly Johnson Jr., OL Ross Liegel, WR DeAree Rogers
**Defense (0):** CB Dev'ion Reynolds (4 starts), DE Jay'shon Thomas (3 starts)
**Specialists (1):** P Jake Ference

## +STARTERS LOST - 21

**Offense (8):** TE Jake Appleget, OL Abiathar Curry, WR Gary Givens, QB Josh Holst, OL Evan Malcore, OL Izuchukwu Ozoh, OL Aidan Tweedy, RB Chavon Wright

**Defense (10):** DT Dasean Dixon, CB Jacob Finley, CB Donte Harrison, DT Mark Hensley, S Muhammed Jammeh, LB Filip Maciorowski, DB Ty Myles, LB Quinn Urwiler, DE Jalonnie Williams, DE Roy Williams

**Specialists (3):** K Andrew Glass, LS Quinn Kelly, P Danny Vuckovic

+Started at least 6 games in 2025 unless otherwise noted.

## INCOMING TRANSFERS - 29 (Off. - 10 / Def. - 17 / ST. - 2)

**DT Christopher Allen** (North Carolina A&T), **DE James Bradley** (Mississippi Valley State University), **WR Tavaris Coles** (Itawamba Community College), **S Kyon Conyers** (Long Island University), **QB Taron Dickens** (Western Carolina), **LS Jason Evans** (American River College), **CB Yassine Falke** (Marian University), **QB Ean Hamric** (University of Charleston), **OL Daine Hanson** (UT Permian Basin), **S Justin Harris** (Central State University), **WR Kevin Holmes Jr.** (Texas A&M Kingsville), **DB Avery Jones** (Lafayette College), **LB Brady Kerperin** (Iowa Western Community College), **CB Liam Lindo** (Bryant University), **LB Cooper Mau** (San Diego Mesa), **DT Jacob McGhee** (Lincoln University), **WR Kelan McInerney** (San Bernardino Valley), **OL Ty Mead** (Northwood University), **DE Joseph Nnamuchi** (Garden City Community College), **DT Matthew Scarlett** (Virginia State), **K Ryan Short** (Butler University), **DE Mathias Smith-Davis** (Central State University), **DE Kole Sneed** (University of St. Thomas), **S Tyrese Stanley** (Morehouse College), **WR Cam Thompson** (Mississippi State), **OL Chevy Trask** (South Carolina State), **DB Aaron Warren** (East New Mexico University), **CB Marshall Washington** (Long Island University), **TE Glen Weber** (Modesto Junior College)

# ROSTER BREAKDOWN

| EXPERIENCE | Off. | Def. | Spec. | Total |
|---|---|---|---|---|
| 5th Season | 7 | 5 | 1 | 13 |
| 4th Season | 6 | 8 | 0 | 14 |
| 3rd Season | 15 | 10 | 1 | 26 |
| 2nd Season | 11 | 14 | 2 | 27 |
| 1st Season | 15 | 15 | 2 | 32 |

## BY POSITION

| | |
|---|---|
| Offensive Line | 19 |
| Tight End | 8 |
| Wide Receiver | 14 |
| Running Back | 7 |
| Quarterback | 6 |
| Defensive End | 11 |
| Defensive Tackle | 12 |
| Linebacker | 9 |
| Defensive Back | 5 |
| Safety | 7 |
| Cornerback | 8 |
| Kicker/Punter | 4 |
| Long Snapper | 2 |

## BY STATE/PROVINCE

| | |
|---|---|
| Illinois | 32 |
| Indiana | 12 |
| Missouri | 9 |
| Florida | 9 |
| Georgia | 6 |
| Iowa | 6 |
| Wisconsin | 6 |
| California | 3 |
| Maryland | 3 |
| Nebraska | 3 |
| Michigan | 2 |
| Minnesota | 2 |
| Ohio | 2 |
| South Carolina | 2 |
| Tennessee | 2 |
| New Jersey | 2 |
| Alabama | 1 |
| Alberta (Canada) | 1 |
| Kentucky | 1 |
| Louisiana | 1 |
| New York | 1 |
| North Carolina | 1 |
| Pennsylvania | 1 |
| Texas | 1 |
| Virginia | 1 |
| West Virginia | 1 |

# A CHAMPIONSHIP TRADITION

**A NEW ERA:** NIU steps into the 2026 season dawning a new beginning in its long and storied program history, playing its inaugural season in the Mountain West. The Huskies bring a proven winning track record, ranking top 40 in wins among FBS teams since 2005, winning five conference championships since 2010, appearing in 14 bowl games in the last 20 years and finishing with a record above .500 in 19 seasons since the turn of the century.

Since moving to the "Major College" (now Football Bowl Subdivision) ranks in 1969, NIU has spent 39 seasons (1975-85, 1997-2025) in the Mid-American Conference, were members of the Big West Conference in football from 1993-95 and operated as an independent from 1986-92 and again in 1996.

## TOTAL WINS

### Since 2010

| | |
|---|---|
| North Dakota State* | 215 |
| **NIU** | **121** |
| Air Force | 119 |
| Nevada | 96 |
| Wyoming | 94 |
| Hawai'i | 90 |
| San José State | 84 |
| UNLV | 76 |
| New Mexico | 69 |
| UTEP | 58 |

**first season in FBS*

## SEASONS ABOVE .500

### Since 2000

| | |
|---|---|
| North Dakota State* | 24 |
| **NIU** | **19** |
| Air Force | 15 |
| Nevada | 13 |
| Hawai'i | 10 |
| New Mexico | 9 |
| Wyoming | 9 |
| San Jose State | 7 |
| UNLV | 5 |
| UTEP | 5 |

**first season in FBS*

## BOWL APPEARANCES

### Since 2006

| | |
|---|---|
| **NIU** | **14** |
| Air Force | 13 |
| Nevada | 13 |
| Hawai'i | 9 |
| Wyoming | 8 |
| San Jose State | 7 |
| New Mexico | 5 |
| UNLV | 4 |
| UTEP | 3 |
| North Dakota State* | 0 |

**first season in FBS*

**HUSKIE BOWL FACTS:** NIU played in its 14th bowl game in the last 20 seasons in 2024, dating back to the 2006 Poinsettia Bowl. The Camellia Bowl in 2008 marked the Huskies' 15th bowl as a FBS team (since 1969) and 20th all-time. The Huskies appeared in eight consecutive bowl games from 2008-15.

The Huskies' modern bowl history began at the 1983 California Bowl when the MAC Champions defeated Cal State Fullerton. NIU has won at least six games 20 times since 2000, but were not selected for a bowl in 2000, 2001, 2002, 2003 (with 10 wins!) and 2005 (despite playing in the MAC Championship game).

**THOSE WHO STAY...:** Former NIU head coach Joe Novak posted a sign on the wall of his team's locker room when he took over the program in 1996. It read "Those Who Stay Will Be Champions." Over the last 15 years, all but one freshman class since 2008 has left NIU with at least one conference championship ring.

## "THE HARD WAY"

"The Hard Way" has been a mantra for NIU Football long before hashtags or Twitter/X. The slogan has been embraced by Huskie players and coaches alike since 1996 when it was first introduced at NIU by a junior college transfer named Kenneth Williams during preseason camp.

The Hard Way describes the hard work, sacrifice and determination required to get the job done no matter the obstacle. It describes a culture of toughness. The hashtag evolved from a song/chant that is sung in the Huskie locker room following victories.





# A CHAMPIONSHIP TRADITION

**LAND OF LINCOLN LEADERS:** Since 2010, NIU is second behind Illinois State as the winningest football program among Illinois' seven Division I (FBS and FCS) football programs. During that time, the Huskies are 1-1 versus in-state FBS programs with a 2014 win over Northwestern and a 2010 loss at Illinois. NIU is 5-2 versus in-state FCS opponents over the last 13 seasons. The Huskies have played more games (209) since 2010 than any other state school.

**Illinois' Division I Schools Since 2010**

| Team | W | L | Pct. |
|---|---|---|---|
| Illinois State | 123 | 77 | .615 |
| **NIU** | **121** | **91** | **.570** |
| Northwestern | 108 | 98 | .524 |
| Southern Illinois | 89 | 111 | .445 |
| Illinois | 89 | 113 | .440 |
| Eastern Illinois | 71 | 117 | .377 |
| Western Illinois | 64 | 125 | .338 |

**WINNING WAYS:** NIU recorded its 19th winning season this century with an eight-win season in 2024. The Huskies have qualified for a bowl in three of the last five seasons, winning bowl back-to-back bowl games in 2023 and 2024. NIU has appeared in 14 bowl games since 2006, the most among any other Mountain West team in that time period.

The Huskies 19 winning seasons since 2000 is the second most in the conference behind only North Dakota State, who is making a jump from the FCS to the FBS during the 2026 season. Since 2010, NIU has totaled 121 wins, second most in the new-look Mountain West behind North Dakota State's 207 and ranks in the top 40 nationally.

**NATIONAL RECOGNITION:** In the past 14 seasons, five Huskies have earned first or second team All-America recognition from a major outlet seven times, with Jordan Lynch and Sutton Smith collecting the honor in multiple years. In the 40 years prior (1969-2009), three NIU players earned first or second team All-America honors four times.

# NIU BONEYARD WINS

**With its 16-14 victory over Notre Dame on September 7, 2024, NIU added its 19th Boneyard Win all-time. "Boneyard Wins" date back to 1983 and are defined as wins over teams from "power" leagues, as well as independents like Notre Dame and (formerly) BYU.**

| Kansas | Wisconsin | Kansas State | Kansas State | Wake Forest | #15 Maryland | #21 Alabama | Iowa State | Purdue | Minnesota |
|---|---|---|---|---|---|---|---|---|---|
| 1983 | 1988 | 1989 | 1990 | 2002 | 2003 | 2003 | 2003 | 2009 | 2010 |
| A, 37-34 | A, 19-17 | H, 37-20 | H, 42-35 | H, 42-41 | H, 20-13 OT | A, 19-16 | H, 24-16 | A, 28-20 | A, 34-23 |

| Kansas | Iowa | Purdue | Northwestern | Nebraska | BYU | Georgia Tech | Boston College | #5 Notre Dame | TBD |
|---|---|---|---|---|---|---|---|---|---|
| 2012 | 2013 | 2013 | 2014 | 2017 | 2018 | 2021 | 2023 | 2024 | --- |
| H, 30-23 | A, 30-27 | A, 55-24 | A, 23-15 | A, 21-17 | A, 7-6 | A, 22-21 | A, 27-24 OT | A, 16-14 | TBD |



#21 Alabama, 2003



Iowa, 2013



#5 Notre Dame, 2024

# ANOTHER HUSKIE IN THE HALL OF FAME

## JORDAN LYNCH



QB, 2010-13 | To be Inducted in Fall 2026

After a legendary and groundbreaking college football playing career at Northern Illinois University that included leading NIU to a historic appearance in the Orange Bowl, a third-place finish in the 2013 Heisman Trophy voting and five NCAA records, former Huskie quarterback Jordan Lynch earned the sport's highest recognition on Wednesday, January 14 as he was introduced as a member of the 2026 NFF College Football Hall of Fame Class by the National Football Foundation.

"It's a surreal feeling," said Lynch. "To know that of all the players in the history of college football that just over 1,000 have been selected to the NFF College Football Hall of Fame, and to be just the second NIU player named, it's obviously a great honor. To have all the hard work, sacrifice and dedication, the time, the commitment, by not just me but my parents, family, loved ones, teammates, coaches and everyone at NIU recognized is awesome."

Lynch led NIU to a 24-4 record as a starter from 2012-13, including a Mid-American Conference Championship and a historic appearance in the Orange Bowl to cap his junior season in 2012. An NIU and MAC Hall of Fame inductee in 2024, Lynch guided the Huskies to an undefeated regular season in 2013 – including Boneyard wins over Iowa and Purdue.

In his senior season, Lynch threw for 2,892 yards with 24 passing touchdowns and added 1,920 rushing yards with 23 touchdowns to earn a trip to New York City as a Heisman Trophy finalist. He finished in third place, the highest finish ever by a player from the MAC. Additionally, Lynch was a finalist for the Walter Camp Player of the Year, Johnny Unitas Golden Arm Award and Manning Quarterback Award.

Lynch's 1,920 rushing yards in 2013 set an NCAA quarterback rushing record, breaking the mark he had set the previous season when he finished with 1,815 yards. He was named a first team All-American as an all-purpose player by the Associated Press, Lindy's and Phil Steele, and won the MAC's Vern Smith Leadership Award, presented to the league MVP, for the second time. He twice was named the MAC Offensive Player of the Year and was a two-time, first team All-MAC quarterback.

In his first year as a starter in 2012, Lynch guided NIU to the Orange Bowl – the first-ever BCS berth by a MAC team – and finished seventh in the Heisman race. He ranked second in the nation in total offense with 4,953 yards and became the first FBS player ever to pass for more than 3,000 yards and rush for more than 1,500 in a single season.

He earned All-America honors in 2012 from both the Associated Press and Phil Steele and rushed for 100 yards in 12 games, setting an FBS record by a quarterback. Lynch led the Huskies to the MAC Championship with a 44-37 double overtime victory against No. 16 Kent State in the title game, sending the Huskies to the Orange Bowl against Florida State. He totaled 372 yards and four touchdowns, including rushing for 160 yards and three touchdowns and was named West Division MVP of the MAC Championship game.

Through his two years as a starter for the Huskies, Lynch was 12-0 on the road and 11-0 at Huskie Stadium. He ranks fourth all-time in school history in both passing yards and touchdowns as well as third in rushing yards and rushing touchdowns.

In total, Lynch walked away from NIU with three single game, 16 single season and six career records and tallied 100 career touchdowns. He recorded at least one touchdown in all 28 games as a starter and had 19 multi-touchdown games in that time period.








### CAREER HIGHLIGHTS

- 2013 Heisman Trophy Finalist (3rd Place in Voting)
- 2013 Walter Camp Player of the Year Finalist
- 2012 & '13 Manning Quarterback Award Finalist
- 2013 Johnny Unitas Golden Arm Award Finalist
- 2013 Senior CLASS Award Finalist
- 2013 AT&T All-America Player of the Year Finalist
- 2013 Davey O'Brien National Quarterback Award Semifinalist
- 2013 All-American (AP, CBSSports.com, USA Today, Lindy's, Phil Steele, Sports Illustrated)
- 2012 All-American (AP, CBSSports.com, Phil Steele, Sports Illustrated)
- 2012 & '13 Vern Smith Leadership Award Winner
- 2012 & '13 MAC Offensive Player of the Year
- 2012 & '13 All-MAC (First Team)
- 2012 Marathon MAC Championship Game MVP
- 12x MAC West Offensive Player of the Week
- Walter Camp National Offensive POTW (10-19-13)
- AT&T All-America POTW (9-28-13 & 10-26-13)

# HONORING NIU LEGENDS



Legendary NIU football head coach Joe Novak passed away July 28, 2026 at the age of 81. Novak, who was inducted into the NIU Athletics Hall of Fame in 2013, guided the NIU football program from 1996-2007, turning around the fortunes of the Huskie football program.

Novak led the Huskies to four MAC West Division Titles (2001, '02, '04, and '05) and was named Mid-American Conference Coach of the Year in 2002. He helped NIU earn national headlines in 2003 when the Huskies were ranked as high as No. 10 in the Bowl Championship Series standings.

Novak's 139 games coached ranks second all-time in NIU history and his 63 victories rank third. The Mentor, Ohio native led NIU to a pair of bowl appearances, the 2004 Silicon Valley Bowl and the 2006 Poinsettia Bowl, and helped 10 players earn All-American honors at NIU.

He began coaching at the collegiate level at his alma mater in 1974, spending three seasons in Oxford before moving on to Illinois in 1977. Following three years in Champaign, Novak joined the Huskie staff in 1980. In four seasons as defensive coordinator for the Huskies, Novak helped mentor four NFL draftees and was part of Bill Mallory's staff that led the Huskies to the 1983 MAC Championship and California Bowl title.

Novak returned to DeKalb on Dec. 22, 1995, when he was named the 19th head coach in NIU history.

In his first four seasons, Novak laid the foundation for a program that would enjoy seven consecutive winning seasons from 2000-06, going 32-8 at home during that seven-year span.

Following a pair of six-win campaigns in 2000 and 2001, the latter of which culminated in a share of the MAC West crown, NIU went 8-4 in 2002, including a thrilling overtime win over Wake Forest in the season opener and a victory over 20th-ranked Bowling Green. For the second consecutive season, NIU shared the MAC West title, and Novak was named MAC Coach of the Year.

Under Novak's guidance, the Huskies produced a magical 10-win campaign in 2003 that vaulted the program into the national spotlight. An overtime victory over 15th-ranked Maryland in the season opener, along with wins at 21st-ranked Alabama and over Iowa State before the end of September saw the Huskies soar into mid-October's initial BCS ranking at #10, while also reaching #12 in the Associated Press poll. NIU finished the season with a 10-2 mark and Novak was named the Region 3 Division I-A Coach of the Year by the American Football Coaches Association (AFCA).

NIU would play in the postseason in each of the next three years as the 2004 Huskies went 9-3, culminating in a Silicon Valley Classic victory over Troy. In 2005, NIU reached the MAC Championship Game for the first time, falling narrowly to Akron, 31-30, and in 2006 the Huskies posted a seven-win season and met TCU in the Poinsettia Bowl. Novak announced his retirement following the conclusion of the 2007 season.







## CAREER HIGHLIGHTS

- NIU Hall of Fame (2013)
- MAC Coach of the Year (2002)
- Region 3 Division I-A Coach of the Year (2003)
- Four MAC West Division Titles
- Third-most wins in school history (63)
- Second most games coached (139)
- Seven consecutive winning seasons from 2000-06
- 32-8 home record from 2000-06
- Four Boneyard Wins (Wake Forest, #15 Maryland, #21 Alabama, Iowa State)

## HONORING NIU LEGENDS



NIU Athletics Hall of Famer George Bork passed away on Thursday, May 28, at the age of 84. A two-sport standout at NIU, Bork was the first Huskie inducted into the College Football Hall of Fame.

A legendary figure in Huskie football lore, Bork was a pioneer of the modern passing game, becoming the first quarterback in NCAA history to throw for more than 3,000 yards while setting at least 16 national records.

Following an impressive junior season in 1962 when Bork threw for 2,506 yards and 22 touchdowns, Bork led the Huskies into the next stratosphere in 1963 as he threw for 3,077 yards and 32 touchdowns while guiding NIU to a perfect 10-0 season, a Mineral Water Bowl victory and the College Division national championship.

During his four-year Huskie football career between 1960-63, Bork amassed 577 pass completions for 6,782 yards and 60 touchdowns. The Mount Prospect, Ill., native and Arlington High School product earned honorable mention AP and UPI All-America honors in 1963, and was a First Team Little All-American in 1962 and '63. He also earned Interstate Intercollegiate Athletic Conference (IIAC) Player of the Year honors in 1962 and '63, along with first team all-conference and team MVP recognition. He became the first Huskie to garner Heisman Trophy votes in 1963, while also participating in the Challenge Bowl and North-South Shrine Bowl that season.

Bork still holds numerous NIU passing records, including career completion percentage (64 percent), single-season touchdown passes (32 in 1963), single-game completions (43 on Nov. 9, 1963 vs. Central Michigan) and single-game touchdowns (seven on Sept. 14, 1963 vs. Wisconsin-Whitewater).

Shortly following that magical 1963 season, NIU Athletics began construction on Huskie Stadium, earning the venue the moniker of "The House the Bork Built."

Bork went on to play in the Canadian Football League for the Montreal Alouettes from 1964-67.

In addition to his exploits on the gridiron, Bork also starred on the basketball court for the Huskies netting 1,114 points in three seasons. He earned team MVP honors as well as First Team All-IIAC and IIAC Player of the Year recognition.

Bork, who was named to NIU's All-Century Team in both football and basketball, was inducted into the NIU Athletics Hall of Fame in 1983, his football jersey number 11 was retired in 1996, and he became the first Huskie enshrined in the College Football Hall of Fame in 1999.






### CAREER HIGHLIGHTS

- NFF College Football Hall of Fame (1999)
- NIU Hall of Fame (1983)
- NIU All-Century Team in both football and basketball
- First QB in NCAA history to throw for 3,000 yards in a single season
- First Huskie player to receiver Heisman votes (1963)
- Set 16 national records
- First Team Little All-American in (1962 & 1963)
- Led NIU to Mineral Water Bowl win and College Division national championship (1963)
- Intercollegiate Athletic Conference (IIAC) Player of the Year (1962 & 1963)
- Threw for 6,782 career passing yards and 60 touchdowns
- Holds four NIU passing records entering 2026 season
- Record as a starter from 1962-63: 18-2
- Basketball: Scored 1,114 in three seasons, top 25 in program history
- Basketball: First Team All-IIAC and IIAC Player of the Year

# ABOUT THE OPPONENT

## LAST MEETING

**Sept. 5, 2015 • DeKalb, IL**

| | | | | | | FINAL |
|---|---|---|---|---|---|---|
| | UNLV | 7 | 10 | 3 | 10 | 30 |
| | NIU | 3 | 7 | 14 | 14 | 38 |

## SCORING SUMMARY

| Team | Qtr. | Time | Scoring Play | Pl.-Yds | TOP | Score |
|---|---|---|---|---|---|---|
| UNLV | 1st | 12:31 | Boyd 64 d pass from Decker (Bornand PAT) | 7-84 | 2:25 | 0-7 |
| NIU | 1st | 10:39 | Hagan 48 yd FG | 6-44 | 1:47 | 3-7 |
| UNLV | 2nd | 14:54 | Palandech 18 Yd run (Bornand PAT) | 7-63 | 2:54 | 3-14 |
| UNLV | 2nd | 4:18 | Bornand 21 yd FG | 13-85 | 4:55 | 3-17 |
| NIU | 2nd | 1:38 | Wimann 16 yd pass from Hare (Hagan PAT) | 11-75 | 2:40 | 10-17 |
| NIU | 3rd | 13:48 | Maxwell 16 Yd pass Drew Hare (Hagan PAT) | 4-63 | 1:06 | 17-17 |
| UNLV | 3rd | 9:05 | Bornand 33 yd FG | 10-55 | 4:37 | 17-20 |
| NIU | 3rd | 1:24 | Bouagnon 16 yd run (Hagan PAT) | 9-93 | 2:32 | 24-20 |
| UNLV | 4th | 13:50 | Bornand 51 yd FG | 8-39 | 2:38 | 24-23 |
| NIU | 4th | 11:34 | Bouagnon 1 yd run (Hagan PAT) | 6-82 | 2:11 | 31-23 |
| NIU | 4th | 8:10 | Bouagnon 29 yd run (Hagan PAT) | 4-65 | 1:08 | 38-23 |
| UNLV | 4th | 5:26 | Criswell 41 yd pass from Decker (Bornand PAT) | 6-71 | 2:36 | 38-30 |

## TEAM & INDIVIDUAL STATISTICS

| | NIU | UNLV |
|---|---|---|
| First Downs (R-P) | 24 (6-13) | 28 (14-9) |
| Rushes-Net Yards | 42-185 | 47-164 |
| Passing Yards | 360 | 329 |
| Passes (C-A-I) | 21-26-0 | 22-40-1 |
| Plays-Total Yards | 68-545 | 69-493 |
| Fumbles-Lost | 0-0 | 0-0 |
| Penalties-Yards | 7-55 | 5-50 |
| Kickoff Returns-Yds | 5-118 | 6-93 |
| Punt Returns-Yds | 1-13 | 0-0 |
| 3rd Down Conv. | 6-13 | 8-18 |
| 4th Down Conv. | 0-2 | 1-2 |
| Punts-Average | 2-48.0 | 3-34.7 |
| Possession Time | 24:26 | 35:34 |
| Sacks By-Yards | 3-10 | 4-16 |

**Rushing** - NIU: Bouagnon 21-152-3TD, Hare 10-14, Harris Jr. 3-6; UNLV: Whitely 21-68, Decker 10-35, .

**Passing** - NIU: Lombardi 19-36-3-TD, 233; UNLV: Chambers 13-23-0-2TD, 204.

**Receiving** - NIU: Tucker 6-72, Rudolph 2-65-TD, Richie 5-40; UNLV: Neyor 4-87-2TD, Valladay 2-50, Eberhardt 4-49.

**Tackles** - NIU: Rattin 12-TFL, Brown 10, Deveaux 7-TFL, Rayner 7, Rogers 7, Thomas 6-1.0 TFL-FR; UNLV: Gibbs 10-0.5TFL-PBU, Muma 10-INT, Coldon 9, Gandy 7-1.5 TFL

## SERIES HISTORY

| | |
|---|---|
| Overall | NIU leads 5-0 |
| In DeKalb, Ill. | NIU leads 3-0 |
| In Laramie, Wyo. . | NIU leads 2-0 |
| Streak | NIU, 5 |
| First Meeting | Nov. 28, 1987: NIU 34, UNLV 31 |
| Last Meeting | Sept. 5, 2015: NIU 38, UNLV 30 |

| | | | |
|---|---|---|---|
| 1987 | NIU | 34-31 | A |
| 1989 | NIU | 42-24 | H |
| 1995 | NIU | 62-14 | H |
| 2014 | NIU | 48-34 | A |
| 2015 | NIU | 38-30 | A |

## UNLV REBELS

| | |
|---|---|
| Head Coach (Alma Mater/Year) | Dan Mullen (Ursinus, 1994) |
| Record at Arizona/Years | 14-7/2nd |
| Career Record/Years | 117-68/15th |
| 2025 Record. | 10-4 |
| Conference Record/Finish | 6-2/T1st |
| Location | Las Vegas, Nev. |
| Enrollment | 34,000 |
| Conference | Mountain West |
| Colors | Scarlet & Gray |
| Stadium | Allegiant Stadium |
| Surface/Capacity | Artificial/61,500 |
| Interim President | Dr. Chris Heavey |
| Athletic Director | Erick Harper |
| Athletics Website | UNLVrebels.com |
| Twitter | @unlvfootball |

## UNLV ATHLETIC COMMUNICATIONS

| Name | Contact Information |
|---|---|
| Mark Wallington | mark.wallington@unlv.edu |

## UNLV 2026 SCHEDULE

| Day, Date | Opponent (TV) | Time (CT)/Result |
|---|---|---|
| Sat., Aug. 29 | Memphis (FOX) | L, 27-21 |
| Sat., Sept. 5 | Hawai'i* (The CW) | W, 21-6 |
| Sat., Sept. 12 | at North Texas (ESPNU) | L, 44-6 |
| Sat., Sept. 26 | at Akron (ESPN) | W, 38-10 |
| Sat., Oct. 3 | California (CBSSN) | W, 39-31 |
| Sat., Oct. 10 | North Dakota State* (The CW) | W, 13-7 |
| Sat., Oct. 17 | at Air Force* (CBSSN) | L, 41-31 |
| Sat., Oct. 31 | at NIU* (CBSSN) | 9:30 PM |
| Sat., Nov. 7 | Wyoming* (CBSSN) | 9:30 PM |
| Sat., Nov. 14 | at New Mexico* (The CW) | 6:30 PM |
| Sat., Nov. 21 | at San Jose* (CBSSN) | 6 PM |
| Sat., Nov. 28 | Nevada (CBSSN) | 8 PM |

**-Conference Game*

## TEAM COMPARISON

| | NIU | UNLV |
|---|---|---|
| Scoring Off./G | 15.1 | 24.1 |
| Scoring Def./G | 38.6 | 23.7 |
| Rush Yds./G | 100.1 | 171.3 |
| Rush Defense/G | 220.9 | 182.6 |
| Pass Yards/G | 201.6 | 199.3 |
| Pass Defense/G | 207.3 | 198.7 |
| Total Offense/G | 301.7 | 370.6 |
| Total Defense/G | 428.1 | 381.3 |
| INT/Opp. INT | 6/6 | 4/8 |
| Sacks By/Allowed | 8/23 | 12/20 |
| 3rd Down Off/Def | 29.2%/61.4% | 41.3%/38.5% |
| Red Zone Off/Def | 50.0%/83.3% | 71.4%/87.5% |
| Kickoff Return Avg. | 14.11 | 16.67 |
| Punt Return Avg. | 9.86 | 8.83 |
| Fumbles-Lost | 8-6 | 7-2 |
| Penalties/Yds. Game | 5.57/53.71 | 6.57/65.57 |
| Field Goals | 5-8 | 7-9 |

# Rob Harley Biography



An Illinois native with experience as both a coordinator and position coach, Rob Harley was named the interim head coach of the Northern Illinois University football program in February 2026. Harley was previously the defensive coordinator for the Huskies during the 2025 season and hired in January 2025.

"Very, very humbled and very honored to be able to lead this group," said Harley. "We've talked about this a lot with our alums and players, we don't take the responsibility to be an NIU Huskie lightly. We understand what that means and we have to live up to that on a daily basis."

Since naming Harley as the leader of the program, NIU football has added another motto alongside "The Hard Way" and that is "Us vs. Them".

"Us is everyone that is in this building, everyone that is going to put on a uniform, put on a whistle, in the administration, university, donors, fans and supporters of this program. That is Us," said Harley. "It's more of a celebration of who is attacking with us and less about who we're going against."

In his first season with NIU, Harley guided a defense that ranked No. 12 in the FBS and No. 2 in the MAC in passing yards allowed per game with 173.9.

Linebacker Quinn Urwiler earned All-MAC honors following a 141-tackle campaign in which the team captain led the FBS in solo tackles per game with 5.92. The Illinois native recorded the most tackles by an NIU player since 1992 (Tony Smith, 142) and became only the fourth Huskie since 1990 to have 140+ tackles in a season.

The Huskies closed the 2025 season by forcing at least one turnover in six of the final seven games of the season. The defensive unit allowed one or fewer touchdowns in five games in 2025.

Harley came to NIU after four seasons as assistant head coach and defensive coordinator at Arkansas State, where his defense helped the Red Wolves to back-to-back bowl appearances in 2023 and 2024. Under Harley, Arkansas State ran an aggressive and opportunistic defense as the Red Wolves went from just two wins in his first season there (2021) to an 8-5 record in 2024.

Ten defensive players earned All-Sun Belt Conference honors during Harley's tenure at A-State, including safety Trevian Thomas, a first team selection in 2024 who ranked fourth in the country in interceptions. A-State ranked 26th nationally in interceptions last season.

The Red Wolves' 2023 defense – which NIU faced in the 2023 Camellia Bowl - scored four defensive touchdowns and ranked 20th nationally in tackles for loss per game.

Prior to ASU, Harley spent six seasons as linebackers coach at Pitt under head coach Pat Narduzzi, a former NIU assistant coach, while also serving as the Panthers' recruiting coordinator during his final four years.



The 2020 Pitt defense led the country in sacks and tackles for loss, while the Panthers' 20 turnovers gained were 10th in the country. Pitt ranked fifth in the nation in rushing defense and 24th in total defense that season; linebacker SirVocea Dennis earned All-ACC honors with 14.5 tackles for loss.

In 2019, with all new starters from the previous season, linebackers made 16.5 sacks as Pitt led the nation with 3.92 sacks per game. The Panthers ranked 15th nationally in total defense, yielding just 312.9 yards per game and were in the Top 15 in seven defensive categories.

Four of Harley's linebackers at Pitt were named All-ACC during his six years there, including former walk-on Seun Idowu, who received second team honors in 2017, Kylan Johnson, an honorable mention selection in 2019 and Nicholas Grigsby (2015), who went on to play with the Lions, Patriots and Rams. Johnson also was a free agent signee of the Miami Dolphins while 2016 senior linebacker Bam Bradley went on to play for the Baltimore Ravens.

The Elmhurst, Illinois product earned three letters at safety at Ohio State (2001-05) and was a member of their 2002 national championship team. In Harley's final three seasons, Ohio State posted a 29-8 record, including victories in the Fiesta Bowl following the 2003 and 2005 seasons.

He began his coaching career in 2010 as the defensive backs/linebackers coach and assistant special teams coordinator at Ohio Dominican University, an NCAA Division II program, before moving on to Michigan State where he spent two seasons (2012-13) as a graduate assistant. At Michigan State, he worked with the Spartans' offense and special teams in 2012 before moving over to defense in 2013 and assisting with the linebackers as well as special teams.

Harley spent the 2014 season as the linebackers coach at FIU, where he helped the Golden Panthers rank first nationally in fumble recoveries (19), second in defensive touchdowns (six), fourth in turnovers gained (33), eighth in turnover margin (plus-11 overall; 0.92 margin per game) and 35th in total defense (363.8 yards per game).

**COACHING EXPERIENCE**

| | |
|---|---|
| 2026 | NIU (Interim Head Coach) |
| 2025 | NIU (Defensive Coordinator) |
| 2021-24 | Arkansas State (Assoc. Head Coach / Def. Coor.) |
| 2015-20 | Pittsburgh (Linebackers Coach) |
| 2014 | FIU (Linebackers Coach) |
| 2012-13 | Michigan State (Graduate Assistant) |
| 2010-11 | Ohio Dominican (LB / DB Coach) |

**PLAYING EXPERIENCE**

| | |
|---|---|
| 2001-05 | Ohio State (Safety) |

**EDUCATION**

| | |
|---|---|
| College | B.S., Ohio State, 2005 |
| | M.S., Michigan State, 2013 |
| High School | York (Ill.), 2001 |

**PERSONAL**

| | |
|---|---|
| Hometown | Elmhurst, Ill. |

## NIU COACHING STAFF



**Tony Petersen**
Offensive Coordinator/QBs
First Season at NIU
Marshall



**Quinn Sanders**
Co-Offensive Coordinator/WRs
Second Season at NIU
Charleston



**Ty Boles**
Running Backs
Fourth Season at NIU
Samford



**Joseph Hawkins**
Tight Ends
Fifth Season at NIU
Norfolk State



**Matt White**
Offensive Line
Firs Season at NIU
South Dakota State



**Brayden Patton**
Tight Ends
Second Season at NIU
NIU



**Justin Robinson**
Defensive Tackles
Second Season at NIU
Indianapolis



**Chris West**
Defensive Ends
First Season at NIU
NIU



**Cory Connolly**
Linebackers/Special Teams Coord.
Second Season at NIU
Quincy



**DJ Bland**
Cornerbacks/Pass Def. Coord.
Fourth Season at NIU
Eastern Illinois



**Kai Ross**
Safeties
Third Season at NIU
Lindenwood

**ON FIELD**
Quinn Sanders, Co-O.C./WRs
Ty Boles, RBs
Joseph Hawkins, TEs
Matt White, OL

**IN BOOTH**
Tony Petersen, O.C.
Brayden Patton, Assistant OL

**ON FIELD**
DJ Bland, CBs/Pass Game Coordin.
Justin Robinson, DTs
Chris West, DEs
Cory Connolly, LBs/Special Teams

**IN BOOTH**
Kai Ross, Safeties



## GAME 1: IOWA 40, NIU 0

***September 5 | 3:15 pm (CT) | BTN***
***Iowa City, Iowa | Kinnick Stadium | 69,250***

NIU opened the 2026 season against the #22 Iowa Hawkeyes at Kinnick Stadium on Saturday afternoon, falling 40-0.

Iowa (1-0) scored touchdowns on each of its first three drives, starting with a six-yard touchdown pass from Hank Brown to Tony Diaz with 9:52 to go in the first quarter to make the score 6-0. Kamari Moulton then scored rushing touchdowns on back-to-back possessions to put the Hawkeyes up 20-0.

NIU's (0-1) defense looked to turn the momentum at the start of the second quarter. After a false start put the Hawkeyes at 3rd and 11 at the NIU 34, the Huskies pressured Jeremy Hecklinski into an incomplete pass to force a 53-yard field goal attempt which was missed. However, NIU turned the ball over on its next drive. Iowa tacked on 13 more points before halftime to take a 33-0 lead.

The Huskies forced two turnovers to start the second half. The first was a turnover on downs, stopping Iowa on a 4th and five from the NIU 37 with 11:36 remaining in the third. Iowa drove all the way down to the NIU two yardline on its next possession and went for it on fourth down again. This time junior cornerback Yassine Falke intercepted a Hecklinski pass in the end zone.

NIU held Iowa to 1-for-6 on third down in the second half and 135 yards of total offense. Redshirt-Freshman Linebacker Jashawn Nelson led the Huskies with 10 tackles on Saturday, seven of which were solo stops. He also had a tackle for loss and a pass breakup. Malik Armstrong, Jack Murray and Kyon Conyers each added six tackles. Jacob McGhee finished the day with 1.5 tackles for loss.

With Falke's interception, NIU has forced a turnover in each of its last four games and seven of the last eight dating back to 2025.

| SCORING BY QUARTERS | 1 | 2 | 3 | 4 | Total |
|---|---|---|---|---|---|
| NIU | 0 | 0 | 0 | 0 | 0 |
| Iowa | 20 | 13 | 7 | 0 | 40 |

**SCORING SUMMARY**
(9:52, 1Q) Iowa - Diaz 6 yd pass from Brown; Buhr PAT missed (10-75, 5:08)
(6:46, 1Q) Iowa - Moulton 50 yd rush; Buhr PAT (2-66, 00:42)
(4:10, 1Q) Iowa - Moulton 37 yd rush; Buhr PAT (4-70, 1:48)
(7:40, 2Q) Iowa - Williams 8 yd pass from Hecklinski; Buhr PAT (4-77, 1:27)
(3:34, 2Q) Iowa - Buhr 45 yd FG (6-31, 2:10)
(0:02, 2Q) Iowa - Buhr 34 yd FG (14-41, 2:10)
(2:20, 3Q) Iowa - James 77 yd punt return; Buhr PAT

### TEAM & INDIVIDUAL STATISTICS

| | NIU | Iowa |
|---|---|---|
| First Downs (R-P) | 7 (1-5) | 23 (13-11) |
| Rushes-Net Yards | 31-7 | 38-289 |
| Passing Yards | 113 | 218 |
| Passes (C-A-I) | 13-24-1 | 14-24-1 |
| Plays-Total Yards | 55-120 | 78-507 |
| Fumbles-Lost | 1-1 | 0-0 |
| Penalties-Yards | 7-61 | 7-60 |
| Kickoff Returns-Yds | 3-35 | 8-476 |
| Punt Returns-Yds | 0-0 | 0-0 |
| 3rd Down Conv. | 3-15 | 6-14 |
| 4th Down Conv. | 0-0 | 0-3 |
| Punts-Average | 11-41.8 | 5-24.8 |
| Possession Time | 26:09 | 33:51 |
| Sacks By-Yards | 0-0 | 6-38 |

**Rushing** - NIU: Johnson 8-16, Cranford 2-9, Porter 3-6; Iowa: Moulton 11-183-2 TD, Jackson 3-30, McNeil 7-4.
**Passing** - NIU: Dickens 9-14-INT, 96, Macon 4-10, 17; Iowa: Brown 12-20-1TD, 129, Hecklinski 7-16-TD-INT 76.
**Receiving** - NIU: McInerney 3-55, Bryant 4-42, Weber 2-10, Rogers 1-3. Iowa: Diaz 7-84-TD, Vonnahme 4-42, Vander Zee 2-32, Buie 2-22.
**Tackles** - NIU: Nelson 10-TFL-PBU, Armstrong 6, Conyers 6-PBU, Murray 6-0.5TFL-PBU, Falke 3-TFL-INT. Iowa: Buffington 6-TFL, Manson 4-QS, Lutmer 4-PBU, Van Kekerix 4-0.5QS, Hawthorne 4-0.5QS.

## GAME 2: ILLINOIS STATE 28, NIU 24

***September 12 | 6 pm (CT) | MW+***
***DeKalb, Ill. | Huskie Stadium | 23,595***

A late touchdown lifted Illinois State to a 28-24 victory over the Northern Illinois University Huskies on Saturday night (Sept. 12) at Huskie Stadium. NIU scored 24 consecutive points before the late score gave the Redbirds the victory.

Quarterback Taron Dickens went 22-of-27 passing for 193 yards. Running back Telly Johnson Jr. rushed for 83 yards on 22 carries with a score.

The visitors led 21-0 until NIU converted a turnover into points as Andruw Ellis picked off a pass over the middle and weaved his way into the end zone that cut the Redbird lead to 21-7 with 12:39 to play in the second quarter.

Kicker JJ Schlenhardt connected on a 40-yard field goal, the first of his collegiate career, as the Huskies trimmed the Illinois State lead to 21-10 with 6:32 left to play before halftime.

On the final play of the first half, NIU cut the Redbird advantage to 21-17 as the Huskies converted fourth-and-goal as Dickens flipped a shovel pass to wide receiver DeAree Rogers who beat everyone to the pylon for the touchdown to cut the deficit to just four heading into the intermission.

Rogers finished with a game-high 11 catches for 74 yards. He also had 59 punt return yards for 133 all-purpose yards.

The Huskies took the lead for the first time in the game with 7:24 left as NIU went 78 yards in eight plays to convert following another Illinois State interception.

Cornerback Yassine Falke intercepted a Redbird halfback pass, giving the Huskies the ball at their own 22-yard line. On the first play of the drive, Dickens connected with wide receiver La'Don Bryant to move the Huskies into ISU territory at the Redbird 42. Back-to-back runs by running back Elijah Porter for a combined 33 yards drove the Huskies to the 2-yard line. Johnson Jr. finished off the drive with a touchdown from the one to give NIU the lead, 24-21.

Illinois State answered right back with an 11-play, 75-yard drive, capped by a 16-yard touchdown pass from Gage Roy to Alex Herrera to give the lead back to the visitors.

On its final drive, NIU marched down to the Illinois State 20 before a turnover spoiled the late drive for the Huskies.

Roy threw for 146 yards and two touchdowns on 20-of-23 passing for the Redbirds. Victor Dawson led Illinois State rushing with 46 yards on 12 carries.

Linebacker Jack Murray led the Huskie defense with 12 tackles while defensive back Avery Jones had a pair of sacks.

| SCORING BY QUARTERS | 1 | 2 | 3 | 4 | Total |
|---|---|---|---|---|---|
| NIU | 0 | 17 | 0 | 7 | 24 |
| Illinois State | 14 | 7 | 0 | 7 | 28 |

**SCORING SUMMARY**
(12:41, 1Q) ISU - Oliver 46 yd INT TD; Cosentino PAT
(6:27, 1Q) ISU - Kwiatkowski 14 yd rush; Cosentino PAT (9-57; 4:56)
(14:52; 2Q) ISU - Lord 6 yd pass from Roy; Cosentino PAT (10-60; 4:10)
(12:39; 2Q) NIU - Ellis 30 yd INT TD; Schlenhardt PAT
(6:32; 2Q) NIU - Schlenhardt 40 yd FG (9-38; 4:40)
(00:00; 2Q) NIU - Rogers 2 yd pass from Dickens; Schlenhardt PAT (13-65; 3:03)
(7:24; 4Q) NIU - Johnson 1 yd rush; Schlenhardt PAT (8-78; 4:13)
(1:53; 4Q) ISU - Herrera 16 yd pass from Roy; Cosentino PAT (11-75; 5:31)

### TEAM & INDIVIDUAL STATISTICS

| | NIU | ISU |
|---|---|---|
| First Downs (R-P) | 20 (10-7) | 19 (8-9) |
| Rushes-Net Yards | 36-112 | 36-101 |
| Passing Yards | 196 | 153 |
| Passes (C-A-I) | 23-30-2 | 21-27-2 |
| Plays-Total Yards | 66-308 | 63-254 |
| Fumbles-Lost | 0-0 | 0-0 |
| Penalties-Yards | 9-85 | 6-77 |
| Kickoff Returns-Yds | 1-19 | 1-16 |
| Punt Returns-Yds | 4-59 | 0-0 |
| 3rd Down Conv. | 6-14 | 9-14 |
| 4th Down Conv. | 1-2 | 0-0 |
| Punts-Average | 5-43.4 | 5-39.6 |
| Possession Time | 28:44 | 31:16 |
| Sacks By-Yards | 3-21 | 3-23 |

**Rushing** - NIU: Johnson 22-83-TD, Porter 5-35, Cranford 2-7; ISU: Dawson 12-46, Glatz 12-39, Kwiatkowski 5-37-TD.
**Passing** - NIU: Dickens 22-27-TD-INT, 193, Macon 1-3-INT, 3; ISU: Roy 20-23-2TD, 146; Pellant 0-2-INT, 0.
**Receiving** - NIU: Rogers 11-74-TD, Dimopoulos 3-26, Bryant 2-47, Fowler 2-25. ISU: Lord 8-62-TD, Gavric 4-38, Ziebarth 3-2, Herrera 1-16-TD.
**Tackles** - NIU: Murray 12, Nelson 9-0.5QS, Jones 8-2QS, Conyers 8, Falke 2-INT, Ellis INT TD. ISU: Kaplan 12-0.5TFL, Niekamp 11-3TFL-2QS, Coleman 9, Dubose 5-INT, Oliver 3-INT TD.

## GAME 3: ARIZONA 42, NIU 17

### *September 19 | 9:30 pm (CT) | TNT*
### *Tucson, Ariz. | Casino Del Sol Stadium | 40,413*

The Northern Illinois University football team got out to a fast start Saturday night against the Arizona Wildcats at Casino Del Sol Stadium, but the hosts came back for a 42-17 victory.

Quarterback Taron Dickens was 25-for-37 passing for 228 yards and a touchdown in his first start as a Huskie. DeAree Rogers led all players in the game with 10 receptions for 68 yards. Rickey Taylor Jr. added five receptions for 57 yards. Telly Johnson Jr. rushed for 69 yards on 12 carries.

NIU (0-3) drove 54 yards on its opening drive, getting to the Arizona 21. Johnson rushed for 39 yards on the drive, breaking off a 20-yard run that got the Huskies to the Wildcats' 33. Kicker JJ Schlenhardt made a 38-yard field goal to put the Huskies up 3-0 with 11:24 to go in the opening quarter.

The Huskie defense sacked Arizona quarterback Noah Fifita twice on the Wildcats' first possession. Jack Murray took down Fifita on the first play of the drive at the Arizona 14. After an eight-yard completion Kole Sneed sacked Fifita to force a punt. Dickens wasted no time getting NIU back on the board. The junior quarterback found Cam Thompson for a 52-yard touchdown reception that gave NIU a 10-0 lead at the 9:07 mark.

Arizona (2-1) responded with a 38-yard touchdown pass from Fifita to Chris Hunter, capping a seven-play 86-yard drive to make the score 10-7. Dickens completed his first six passes on the next NIU drive to get the Huskies to the NIU 49. On third-and-10 Dickens completed a 21-yard pass to Taylor to get NIU into Arizona territory at the 30. NIU drove to the Wildcats' 24 but had to settle for a 41-yard field goal try that was missed with 1:08 left in the first.

The Wildcats took the lead at the 11:13 mark of the second quarter on Fifita's second touchdown pass of the game, a 14-yard throw to Isaiah Mizell that made the score 14-10. The Huskies ran over 4:00 off the clock on their next possession but were forced to punt from midfield. Arizona then drove 80 yards on seven plays with another Fifita touchdown pass giving the Wildcats' a 21-10 advantage. The Wildcats added one more touchdown before halftime, a 69-yard Caleb Smith punt return, to take a 28-10 lead.

With 3:33 to go in the game Yassine Falke intercepted a Sawyer Anderson pass at the NIU two yardline and returned it 35 yards to the NIU 37. It was Falke's third interception of the season. A personal foul penalty moved the ball to the Arizona 48. The Huskies drove down the field and scored a late touchdown on an Elijah Porter one-yard plunge, making the final score 42-17.

Jashawn Nelson had seven tackles, including a sack and another half-tackle for loss. Kyon Conyers and Marshall Washington Jr. also had seven stops on defense.

| SCORING BY QUARTERS | 1 | 2 | 3 | 4 | Total |
|---|---|---|---|---|---|
| NIU | 10 | 0 | 0 | 7 | 17 |
| Arizona | 7 | 21 | 7 | 7 | 42 |

**SCORING SUMMARY**
(11:24, 1Q) NIU - Schlenhardt 38 yd FG (10-54, 3:36)
(9:07 1Q) NIU - Thompson 52 yd pass from Dickens; Schlenhardt PAT (1-52, 0:09)
(6:01 1Q) ARIZ - Hunter 38 yd pass from Fifita; Salgado-Medina PAT (7-86, 3:01)
(11:13, 2Q) ARIZ - Mizell 14 yd pass from Fifita; Salgado-Medina PAT (13-76, 4:55)
(3:54, 2Q) ARIZ - Spivey 10 yd pass from Fifita; Salgado-Medina PAT (7-80, 3:08)
(2:13, 2Q) ARIZ - Smith 69 yd punt return; Salgado-Medina PAT
(9:01 3Q) ARIZ - Powell 3 yd pass from Fifita; Salgado-Medina PAT (13-75, 5:59)
(7:54 4Q) ARIZ - Fifita 30 yd rush; Salgado-Medina PAT (11-80, 7:48)
(0:13 4Q) NIU - Porter 1 yd rush; Schlenhardt PAT (9-48, 3:20)

## TEAM & INDIVIDUAL STATISTICS

| | NIU | ARIZ |
|---|---|---|
| First Downs (R-P) | 20 (7-11) | 22 (7-15) |
| Rushes-Net Yards | 24-86 | 27-84 |
| Passing Yards | 255 | 357 |
| Passes (C-A-I) | 29-43-0 | 32-37-1 |
| Plays-Total Yards | 67-341 | 64-441 |
| Fumbles-Lost | 0-0 | 1-0 |
| Penalties-Yards | 3-15 | 4-50 |
| Kickoff Returns-Yds | 0-0 | 1-23 |
| Punt Returns-Yds | 0-0 | 2-69 |
| 3rd Down Conv. | 6-16 | 9-11 |
| 4th Down Conv. | 3-4 | 1-1 |
| Punts-Average | 3-36.3 | 1-32.0 |
| Possession Time | 29:40 | 30:20 |
| Sacks By-Yards | 4-29 | 2-12 |

**Rushing** - NIU: Johnson 12-69, Dickens 7-9, Porter 4-8-TD; ARIZ: Reescano 8-30, Craig 3-23, Anderson 2-12.
**Passing** - NIU: Dickens 25-37-TD, 228, Davidson 4-6, 27; ARIZ: Fifita 31-34-4TD, 325; Anderson 1-3-INT, 32.
**Receiving** - NIU: Rogers 10-68, Taylor 5-57, Thompson 3-62-TD, Bryant 2-26, McKinney 2-17, Russo 2-15. ARIZ: Spivey 6-90-TD, Hunter 5-73-TD, Mizell 5-49-TD, Phelps 3-45, Rusk 3-25, Gallagher 3-23.
**Tackles** - NIU: Nelson 7-1.5 TFL-QS, Conyers 7, Washington 7, Murray 5-QS, Thomas 5-1.5 TFL, Falke 5-INT. ARIZ: Blomstrom 10-0.5 QS, Molette 7, Chapa 4-0.5 TFL, Boss 4.

## GAME 4: GEORGIA STATE 35, NIU 14

### *September 26 | 1 pm (CT) | ESPN+*
### *Atlanta, Ga. | Center Parc Stadium | 25,000*

The NIU football team had over 400 yards of total offense against the Georgia State Panthers on Saturday afternoon at Center Parc Credit Union Stadium, but the hosts scored 21 unanswered points to come away with a 35-14 win.

Junior quarterback Taron Dickens threw for 320 yards and a touchdown, completing 28 of 42 passes. He is the first NIU passer to have over 300 yards in a game since Ethan Hampton had 328 against Western Illinois in the 2024 season opener.

Telly Johnson Jr. had 121 yards of total offense, rushing for 85 yards while catching three passes for 26 yards. DeAree Rogers had 109 receiving yards on nine receptions and one touchdown. La'Don Bryant set career-highs with six receptions and 70 yards.

Georgia State took advantage of an NIU fumble on the opening kickoff, recovering the loose ball at the NIU four yardline. Two plays later Cameran Brown connected with Avion McBride on a five-yard touchdown pass to give the Panthers a 7-0 lead 1:00 into the game. The Huskies drove 63 yards on their first possession down to the Georgia State 20. Kicker JJ Schlenhardt attempted a 37-yard field goal but missed it wide left.

NIU tied the game with under two minutes to go in the first quarter. The Huskies drove 84 yards on 11 plays, scoring on a Johnson 14-yard run on 4th and one to make the score 7-7. The Panthers responded early in the second quarter as Brown found Rodshaun Dorsey for an 18-yard touchdown pass to give Georgia State a 14-7 lead with 13:55 remaining.

The Huskies responded quickly to tie the game. Dickens went 3-for-3 passing for 64 yards on NIU's next drive, connecting with Rogers on a 22-yard touchdown pass to put the score at 14-14 with 12:08 left in the first half. On the ensuing kickoff Georgia State's Isaiah Stone ran 100 yards to put the Panthers back in the lead 21-14. NIU had a chance to tie the game late in the half, driving down to the Georgia State 20 before an incomplete pass on fourth down gave the Panthers the ball back with 2:45 to go. The Huskies forced Georgia State to punt and went to the locker room down by seven.

The two teams traded punts to start the second half. Georgia State took a 28-14 lead at the 6:25 mark when a one-yard touchdown run by Lanear McCrary Jr. capped a nine-play, 69-yard drive. The Huskies drove to midfield on their next drive but were forced to punt. The Panthers went up 35-14 on a 50-yard touchdown pass with 1:25 to play in the quarter. NIU had 169 yards of total offense in the second half but was kept off the scoreboard.

NIU outgained Georgia State 432-342, but the Panthers were 6-for-12 on third down to the Huskies' 3-for-13. The Huskies also had the football for 33:12. Brady Kerperin led the NIU defense with 11 tackles, adding 1.5 tackles for loss. Kyon Conyers had six tackles, a tackle for loss and added an interception.

| SCORING BY QUARTERS | 1 | 2 | 3 | 4 | Total |
|---|---|---|---|---|---|
| NIU | 7 | 7 | 0 | 0 | 14 |
| Georgia State | 7 | 14 | 14 | 0 | 35 |

**SCORING SUMMARY**
(14:00, 1Q) GSU - McBride 5 yd pass from Brown; Layous PAT (2-4, 00:48)
(1:58 1Q) NIU - Johnson 14 yd rush; Schlenhardt PAT (11-84, 5:15)
(13:55 2Q) GSU - Dorsey 18 yd pass from Brown; Layous PAT (7-86, 3:01)
(12:21, 2Q) NIU - Rogers 22 yd pass from Dickens; Schlenhardt PAT (4-75, 1:34)
(12:08, 2Q) GSU - Stone 100 yd KR; Layous PAT
(6:25, 3Q) GSU - McCrary 1 yd rush; Layous PAT (9-69, 4:51)
(1:25 3Q) GSU - Dorsey 50 yd pass from Riles; Layous PAT (5-80, 2:15)

## TEAM & INDIVIDUAL STATISTICS

| | NIU | GSU |
|---|---|---|
| First Downs (R-P) | 24 (7-15) | 17 (6-10) |
| Rushes-Net Yards | 31-112 | 35-144 |
| Passing Yards | 320 | 198 |
| Passes (C-A-I) | 28-42-0 | 12-22-1 |
| Plays-Total Yards | 73-432 | 57-342 |
| Fumbles-Lost | 3-2 | 1-1 |
| Penalties-Yards | 3-35 | 5-53 |
| Kickoff Returns-Yds | 3-183 | 2-117 |
| Punt Returns-Yds | 1-1 | 0-0 |
| 3rd Down Conv. | 3-13 | 6-12 |
| 4th Down Conv. | 1-4 | 1-1 |
| Punts-Average | 4-34.5 | 4-48.2 |
| Possession Time | 33:11 | 26:49 |
| Sacks By-Yards | 0-0 | 6-41 |

**Rushing** - NIU: Johnson 15-85-TD, Cranford 3-43, Porter 4-10; GSU: McCrary 21-111-TD, Brown 2-18, Stone 1-10.
**Passing** - NIU: Dickens 28-42-TD, 320; GSU: Brown 14-21-INT-2TD, 148; Riles 1-1-TD, 50.
**Receiving** - NIU: Rogers 9-107-TD, Bryant 6-70, Thompson 5-46, Dimopoulos 3-51, Johnson 3-26; GSU: Dorsey 5-114-2TD, Riles 3-15, McBride 2-21-TD.
**Tackles** - NIU: Kerperin 11-1.5 TFL, Jones 6, Conyers 6-TFL-INT, Sneed 5-TFL, Canion 5, Reynolds 3-TFL-FR. GSU: Faria 9, Owens 7-0.5 TFL, Hood 6-1.5 TFL-0.5 QS, Esqillion 4-2 QS.

## GAME 5: AIR FORCE 28, NIU 7

***October 10 | 6:30 pm (CT) | CBS Sports Network***
***DeKalb, Ill. | Huskie Stadium | 15,292***

Air Force rushed for 439 yards as the Falcons topped the Northern Illinois University Huskies, 28-7, on Saturday (Oct. 10) at Huskie Stadium. Evan Medders gained 114 yards on 16 carries with two touchdowns and Owen Allen had 110 yards on 13 carries with a pair of touchdowns for Air Force.

Running back Telly Johnson Jr. rushed for his third touchdown of the season and has back-to-back games with a score.

On its first drive of the game, Air Force (4-1, 2-1 MW) went 83 yards in 15 plays, using more than eight minutes to take a 7-0 lead. Allen capped the drive with a 3-yard touchdown run to put the Falcons in front with 4:48 to play in the opening quarter.

NIU (0-5, 0-1 MW) pulled even with 7:58 to play in the second quarter when Johnson scored from 10 yards out, finishing a seven-play, 71-yard drive. Taron Dickens connected with DeAree Rogers twice on the drive for a combined 39 yards and the Huskie signal caller also rushed for 12 to help setup the score by Johnson one play later.

Dickens finished the game 13-of-20 passing for 140 yards while Rogers caught seven passes for 81 yards. Johnson gained a team-high 47 yards on the ground on eight carries.

A touchdown late in the second quarter and another on the opening drive of the second half helped the visitors open up a 21-7 advantage. Medders scored for four yards out with 41 seconds to play in the second quarter and Allen went up the middle for a 33-yard touchdown just under five minutes into the third quarter to give the Falcons a 14-point lead.

Medders added his second touchdown of the game midway through the third quarter, giving Air Force a 28-7 lead. The Falcon drive went 55 yards in three plays, capped by a 41-yard score from Medders.

Brady Kerperin, Jack Murray and Jashawn Nelson each had 10 tackles to lead the NIU defense. Kerperin also recorded his first sack of the season.

| SCORING BY QUARTERS | 1 | 2 | 3 | 4 | Total |
|---|---|---|---|---|---|
| Air Force | 7 | 7 | 14 | 0 | 28 |
| NIU | 0 | 7 | 0 | 0 | 7 |

**SCORING SUMMARY**
(4:48, 1Q) AF - Allen 3 yd rush; Cremascoli PAT (15-83, 8:02)
(7:58, 2Q) NIU - Johnson 9 yd rush; Schlenhardt PAT (7-71, 3:47)
(0:41, 2Q) AF - Medders 4 yd rush; Cremascoli PAT (13-75, 7:17)
(10:28, 3Q) AF - Allen 33 yd rush; Cremascoli PAT (8-75, 4:31)
(7:23, 3Q) AF - Medders 41 yd rush; Cremascoli PAT (3-55, 1:16)

### TEAM & INDIVIDUAL STATISTICS

| | NIU | AF |
|---|---|---|
| First Downs (R-P) | 13 (5-8) | 26 (25-0) |
| Rushes-Net Yards | 23-113 | 67-439 |
| Passing Yards | 140 | 0 |
| Passes (C-A-I) | 13-20-1 | 0-1-0 |
| Plays-Total Yards | 43-253 | 68-439 |
| Fumbles-Lost | 0-0 | 0-0 |
| Penalties-Yards | 4-35 | 3-24 |
| Kickoff Returns-Yds | 0-0 | 0-0 |
| Punt Returns-Yds | 0-0 | 0-0 |
| 3rd Down Conv. | 3-9 | 10-13 |
| 4th Down Conv. | 1-3 | 1-2 |
| Punts-Average | 2-42.5 | 1-30.0 |
| Possession Time | 20:51 | 39:09 |
| Sacks By-Yards | 1-5 | 1-6 |

**Rushing -** NIU: Johnson 8-47-TD, Porter 8-33, Dickens 7-33; AF: Medders 16-114-2TD, Allen 13-100-2TD, Long 7-76, Hodges 11-52.
**Passing -** NIU: Dickens 13-20-1INT, 140; AF: Hodges 0-1-0, 0.
**Receiving -** NIU: Rogers 8-81, Bryant 3-35, Dimopoulos 1-11, Thompson 1-7, Johnson 1-6; AF:
**Tackles -** NIU: Kerperin 10-QS, Murray 10, Nelson 10, Conyers 9; AF: Fletcher 11-INT, Reese 4, Johnson 4-PBU.

## GAME 6: WYOMING 41, NIU 23

***October 17 | 2:30 pm (CT) | The CW***
***Laramie, Wyo. | War Memorial Stadium | 20,065***

Junior running back Telly Johnson Jr. rushed for a season-high 139 yards and a touchdown but the Northern Illinois University football team couldn't stop the Wyoming Cowboys' rushing attack in a 41-23 loss at Jonah Field at War Memorial Stadium on Saturday afternoon.

Johnson was 20 yards shy of tying his career-high of 159 set last season at Eastern Michigan. Quarterback Taron Dickens was 24-for-44 passing for 216 yards and a touchdown. Wide receiver DeAree Rogers tied his season-high in receptions with 11 for 89 yards.

Wyoming opened the scoring with a 37-yard field goal by Erik Sandvik, giving the Cowboys a 3-0 lead with 9:20 left in the first quarter. The Cowboys drove to the NIU 19, but cornerback Dev'ion Reynolds and linebacker Brady Kerperin combined to take down Wyoming running back Markel Holman for a three-yard gain on third and 10 to force the kick. Quarterback Tyler Hughes extended the lead to 10-0 at the 5:39 mark, running 53 yards for the game's first touchdown.

NIU got on the board early in the second quarter. A 12-yard Dickens run, followed by a 26-yard carry by Johnson got the Huskies into Wyoming territory at the 43 yardline. The Huskies got to the Wyoming 27 yardline where kicker JJ Schlenhardt made a 44-yard field goal to make the score 10-3 with 11:33 to play in the first half.

The Cowboys responded quickly as Hughes capped a four-play, 75-yard drive with a 24-yard touchdown run to give Wyoming a 17-3 lead with 9:35 remaining in the opening half. NIU then embarked on one of its longest drives of the season. The Huskies ran 16 plays over 70 yards to get to the Wyoming five yardline. Dickens completed six passes on the drive, including a 13-yard pitch to wide receiver Afy Ibekwe and a 15-yard strike to Rogers. After back-to-back incompletions on second and goal and third and goal, Schlenhardt converted a 22-yard field goal at the 2:41 mark to get NIU within 11 at 17-6. Sandvik made a 24-yard field goal as time expired to give Wyoming a 20-6 lead.

NIU got off to a fast start in the second half. Johnson ripped off a 28-yard run on the first play from scrimmage to get the Huskies to the Wyoming 47 yardline. A 10-yard pass from Dickens to Rogers got NIU to the Cowboys' 33 but the Huskies only picked up four more yards on the drive. Schlenhardt made his longest field goal of the season, a 46-yard attempt, to make the score 20-9 with 12:58 to play in the third quarter.

Wyoming drove 75 yards in five plays on its first drive of the second half, with Hughes scoring his third rushing touchdown from six yards out to give the Cowboys' a 27-9 lead at the 10:25 mark. NIU got back within 12, 27-15, on a Johnson 13-yard touchdown run, capping a 14-play 75-yard drive with 3:58 left in the quarter. Wide receiver George Dimopoulos ran in the two-point conversion to make the score 27-17.

The Cowboys tacked on two more rushing touchdowns in the fourth quarter to go up 41-17. With 3:53 to go in the game, Dickens found wide receiver La'Don Bryant for a 34-yard touchdown pass, his longest completion of the day, to make the final score 41-23.

| SCORING BY QUARTERS | 1 | 2 | 3 | 4 | Total |
|---|---|---|---|---|---|
| Wyoming | 10 | 10 | 7 | 14 | 41 |
| NIU | 0 | 6 | 11 | 6 | 23 |

**SCORING SUMMARY**
(9:20, 1Q) WYO - Sandvik 37 yd FG (10-56, 5:40)
(5:39, 1Q) WYO - Hughes 53 yd rush; Sandvik PAT (4-82, 1:55)
(11:33, 2Q) NIU - Schlenhardt 44 yd FG (12-54, 4:51)
(9:35, 2Q) WYO - Hughes 24 yd rush; Sandvik PAT (4-75, 1:58)
(2:41, 2Q) NIU - Schlenhardt 22 yd FG (16-70, 6:54)
(00:00, 2Q) WYO - Sandvik 24 yd FG (3-45, 00:30)
(12:58, 3Q) NIU - Schlenhardt 46 yd FG (7-46, 2:02)
(10:25, 3Q) WYO - Hughes 6 yd rush; Sandvik PAT (5-75, 2:33)
(3:58, 3Q) NIU - Johnson 13 yd rush; Dimopoulos rush (14-75, 6:27)
(14:45, 4Q) WYO - Hughes 11 yd rush; Sandvik PAT (8-75, 4:04)
(6:48, 4Q) WYO - Sims 11 yd rush; Sandvik PAT (12-76, 6:38)
(3:53, 4Q) NIU - Bryant 34 yd pass from Dickens; 2-pt failed (8-75, 2:55)

### TEAM & INDIVIDUAL STATISTICS

| | NIU | WYO |
|---|---|---|
| First Downs (R-P) | 21 (9-10) | 25 (16-7) |
| Rushes-Net Yards | 29-176 | 41-314 |
| Passing Yards | 216 | 196 |
| Passes (C-A-I) | 24-44-0 | 16-19-0 |
| Plays-Total Yards | 73-392 | 60-510 |
| Fumbles-Lost | 1-0 | 0-0 |
| Penalties-Yards | 8-90 | 3-23 |
| Kickoff Returns-Yds | 0-0 | 0-0 |
| Punt Returns-Yds | 0-0 | 2-24 |
| 3rd Down Conv. | 4-14 | 5-9 |
| 4th Down Conv. | 2-3 | 0-1 |
| Punts-Average | 4-50.5 | 2-53.0 |
| Possession Time | 29:55 | 30:05 |
| Sacks By-Yards | 0-0 | 5-24 |

**Rushing -** NIU: Johnson 16-139-TD, Porter 4-18, Dickens 8-11; WYO: Hughes 12-184-4TD, Hollman 14-80, Hamilton 8-31, Sims 2-17-TD.
**Passing -** NIU: Dickens 24-44-TD, 216; WYO: Hughes 16-19-0, 196.
**Receiving -** NIU: Rogers 11-89, Bryant 4-66-TD, Thompson 4-36, Ibekwe 1-13, Dimopoulos 1-9; WYO: Richardson 5-77, Frendt 3-61, Holman 3-17.
**Tackles -** NIU: Kerperin 11, Falke 8, Murray 7, Jones 7, Conyers 6; WYO: Thomas 8-3PBU, Rutherford 7-QS, Stuhlsatz 6, Sjogren 5-QS, Perez 4-QS.

## GAME 7: HAWAI'I 56, NIU 21

***October 24 | 2:30 pm (CT) | MW+***
***DeKalb, Ill. | Huskie Stadium | 7,650***

Tied at 14 in the second quarter, Hawai'i scored 35 consecutive points as the Rainbow Warriors claimed a 56-21 victory over the Northern Illinois University Huskies on Saturday afternoon (Oct. 24) at Huskie Stadium.

Wide receiver DeAree Rogers finished the game with a season-high 115 yards and two touchdown receptions on eight catches. Rogers is the first Huskie player to record over 100 receiving yards and multiple touchdown catches in a single game since 2021.

Hawai'i (2-6, 1-4 MW) scored on the opening possession of the contest as the visitors marched 75 yards in 12 plays to take a 7-0 lead. DeVon Rice scored for two yards out to give the Rainbow Warriors the early lead. Rice ran for a team-best 71 yards on 12 carries with three touchdowns.

NIU (0-7, 0-3 MW) answered right back as quarterback Taron Dickens connected with Rogers for a 49-yard touchdown on the first Huskie offensive drive.

Dickens went 17-of-26 passing in the contest for 171 yards with a pair of touchdowns.

The Rainbow Warriors responded to the Huskie score with a 13-yard touchdown pass from Micah Alejado to Frank Abreu as Hawai'i took a 14-7 lead with 3:43 to play in the first quarter.

Early in the second quarter NIU answered with the second Dickens-to-Rogers touchdown connection, tying the game at 14 with 13:46 to go. The 25-yard touchdown pass capped a 4-play, 39-yard drive as the Huskies converted a short field from a Hawai'i punt into their second score of the day.

Hawai'i took a 21-14 lead with 11:17 to play in the opening half. The visitors went 75 yards in five plays as Rice scored on a 33-yard rushing touchdown to give Hawai'i a seven-point lead. The Rainbow Warriors increased their lead to 28-14 on a one-yard rushing touchdown from Cam Barfield with 5:27 left in the second quarter. A 62-yard screen pass from Alejado to Barfield put the visitors in the red zone at the NIU three yardline and two plays later Barfield scored to give Hawai'i a 28-14 edge.

Alejado threw his second touchdown of the half with 00:23 left, finding Abreu on a 12-yard pass to give the Rainbow Warriors a 35-14 lead at halftime.

The visitors added two more scores in the third quarter to go up 49-14 running back. Running back Elijah Porter found the end zone from three yards out with 8:55 left in the fourth quarter before Hawai'i closed the scoring with a 6-yard rushing touchdown from TJ Fo'ilefutu.

Hawai'i recorded over 500 yards of total offense in the contest as the Rainbow Warriors ran for 175 yards and threw for 329 yards. Alejado went 22-of-32 passing for 323 yards and three touchdowns while Rice rushed for 71 yards and three touchdowns.

Linebacker Brady Kerperin led the NIU defense with nine tackles and a tackle for loss. Defensive back Avery Jones, cornerback Liam Lindo and linebacker Jack Murray each had seven stops with Jones adding a pass breakup.

| SCORING BY QUARTERS | 1 | 2 | 3 | 4 | Total |
|---|---|---|---|---|---|
| Hawai'i | 14 | 21 | 14 | 7 | 56 |
| NIU | 7 | 7 | 0 | 7 | 21 |

**SCORING SUMMARY**
(9:20, 1Q) UH - Rice 2 Yd Run; Olvera-Harle PAT (12-75, 5:47)
(6:49, 1Q) NIU - Rogers 49 yd pass from Dickens; Schlenhardt PAT (5-77, 2:57)
(3:06, 1Q) UH - Abreu 13 yd pass from Alejado; Olvera-Harle PAT (6-75, 3:06)
(13:46, 2Q) NIU - Rogers 25 yd pass from Dickens; Schlenhardt PAT (4-39, 1:55)
(11:17, 2Q) UH - Rice 33 yd TD rush; Olvera-Harle PAT (5-75, 2:29)
(5:27, 2Q) UH - Barfield 1 yd TD rush; Olvera-Harle PAT (10-93, 4:29)
(00:23, 2Q) UH - Abreu 12 yd pass from Alejado; Olvera-Harle PAT (5-67, 1:45)
(7:51, 3Q) UH - Rice 5 yd rush; Olvera-Harle PAT (5-35, 2:36)
(1:12, 3Q) UH - Fetui 44 yd pass from Alejado; Olvera-Harle PAT (11-80, 5:40)
(8:55, 4Q) NIU - Porter 3 yd rush; Schlenhardt PAT (8-51, 4:11)
(3:16, 4Q) UH - Fo'ilefutu 6 yd rush; Olvera-Harle PAT (5-18, 3:00)

## TEAM & INDIVIDUAL STATISTICS

| | NIU | UH |
|---|---|---|
| First Downs (R-P) | 14 (5-8) | 24 (10-11) |
| Rushes-Net Yards | 24-95 | 42-175 |
| Passing Yards | 171 | 329 |
| Passes (C-A-I) | 17-26-2 | 23-34-1 |
| Plays-Total Yards | 50-266 | 76-504 |
| Fumbles-Lost | 3-3 | 0-0 |
| Penalties-Yards | 5-55 | 7-61 |
| Kickoff Returns-Yds | 2-34 | 0-0 |
| Punt Returns-Yds | 2-8 | 2-12 |
| 3rd Down Conv. | 1-8 | 9-15 |
| 4th Down Conv. | 1-1 | 1-1 |
| Punts-Average | 4-46.8 | 3-45.0 |
| Possession Time | 22:16 | 37:44 |
| Sacks By-Yards | 0-0 | 0-0 |

**Rushing -** NIU: Johnson 14-36, Porter 5-10-TD, Dickens 5-24; UH: Rice 12-71-3TD, Barfield 16-58-TD, Fo'ilefutu 4-20-TD.
**Passing -** NIU: Dickens 17-26-2TD-2INT, 171; UH: Alejado 23-32-3TD-INT, 323.
**Receiving -** NIU: Rogers 8-115-2TD, Bryant 4-30, Dimopoulos 3-17, Thompson 1-6; UH: Barfield 3-70, Lacaden 3-33, Abreu 3-51-2TD, Fetui 2-47-TD.
**Tackles -** NIU: Kerperin 9-TFL, Jones 7, Murray 6, Conyers 6, Falke 2-INT; UH: Palmer 8-FR, Pollard 6, Caravallo 4, Hughes 2-INT.

## NIU PLAYERS TO WATCH



### 5 TARON DICKENS

**QB | 5-11 | 180 | Jr.-R | Miami, Fla. | Northwestern HS (Western Carolina)**

| Year | G/GS | Rush | Yds. | Avg. | TD | Lg | Comp-Att-Int | Pct. | Yds | TD | Lg |
|---|---|---|---|---|---|---|---|---|---|---|---|
| 2026 | 7/5 | 47 | 14 | 0.3 | 0 | 12 | 138-210-5 | 65.7 | 1364 | 6 | 52 |
| Career | 25 | 208 | 385 | 1.8 | 3 | 28 | 540-753-10 | 71.7 | 6427 | 56 | 65 |

• Goes by "Tyger"... Finished Hawai'i game (10-24) with 171 passing yards on 17 of 26 passing with two TDs and two INTs... Threw for 216 yards and on touchdown with 24 completions at Wyoming (10-17)... Passed for 320 and one touchdown with 28 completions at Georgia State (9-26), first NIU player to pass for 300+ since 2024... Threw for 228 passing yards and one touchdown on 25-of-37 attempts in first start of the season at Arizona (9-19)... Completed 81.5% of his passes (22-of-27) against Illinois State (9-12) with one touchdown and one interception on 193 passing yards... **Prior to NIU**: First-Team All-Southern Conference selection and runner up for the 2025 Walter Payton Award while at Western Carolina... Awarded the 2025 Roy M. "Legs" Hawley Southern Conference Offensive Player of the Year... Led the FCS in completion percentage (.742) and passing yards per game (389.78) while placing second in passing touchdowns (38).... Passed for a school-record 3,508 yards in nine games with 38 touchdowns against two interceptions while completing .742 percent of attempts... Recorded four games of 400 or more passing yards and eclipsed four or more passing touchdowns in seven games... Earned All-Freshman Southern Conference honorsin 2024 with 1,428 passing yards, 12 touchdowns against three interceptions on .738 completion percentage.



### 63 LANDON HRON

**OL | 6-3 | 335 | Jr.-R | Hartford, Wis. | Hartford HS**

• Has started 19 straight games for the Huskies... **2025**: First season as a starter in 2025, starting in all 12 games with 10 coming at center... Given Jawan Jackson Award following the season in 2025, presented to a walk-on or former walk-on that has made the geratest impact on the team... Earned Academic All-MAC honors in 2025... Vital role in the Huskies third highest rushing average in the MAC with 187.1 yards per game... Huskies allowed 1.58 sacks per game, third fewest sacks allowed in conference last season... **2024**: Saw action in final three games of redshirt freshman season including the bowl game in 2024.



### 45 TELLY JOHNSON JR.

**RB | 5-11 | 205 | Jr. | Augusta, Ga. | Hephzibah HS**

| Year | G/GS | Rush | Yds. | Avg. | TD | Lg |
|---|---|---|---|---|---|---|
| 2026 | 7/5 | 95 | 502 | 5.3 | 4 | 28 |
| Career | 25/15 | 322 | 1694 | 5.3 | 12 | 80 |

• Rushed for 63 yards on 14 carries against Hawai'i (10-24)... Season-high 139 rushing yards at Wyoming (10-17) and added a touchdown... Scored second straight touchdown against Air Force (10-10), finished with 47 yards on 8 carries... Rushed for 10th career TD at Georgia State (9-26), finishing with 85 yards... Had 69 yards on 12 attempts at Arizona (9-19)... Rushed for 83 yards on 22 carries with one touchdown against Illinois State (9-12)... Named to the Doak Walker Preseason Watch List prior to 2026 season... **2025**: Led the MAC in rushing yards per carry and ranked top 30 in the FBS (5.74)... Finished Sophomore season with 712 rushing yards and four touchdowns on 124 carries... Career-best 159 rushing yards at Eastern Michigan (10-11-25) in 2025... First 100-yard rushing game last season came against Ball State (10-25-25), carrying the ball 15 times for 100 yards... All four rushing touchdowns in 2025 from +40 yards out, including a career-best 80-yard touchdown against Eastern Michigan and 73-yarder against Maryland (9-20-25)... **2024**: As a freshman in 2024, played in final six games of the season and totaled 424 rushing yards and four touchdowns... Against Western Michigan (11-6-24), ran for 141 yards and two touchdowns... Posted back-to-back 100-yard hames with a 104-yard performance the following week against Akron (11-13-24)... Finished game against Central Michigan (11-30-24) with 84 yards on 20 carries with one touchdown.



### 1 DEAREE ROGERS

**WR | 5-11 | 200 | Sr.-R | Lexington, S.C. | Irmo HS (Lenoir-Rhyne)**

| Year | G/GS | Rec. | Yds. | Avg. | TD | Lg |
|---|---|---|---|---|---|---|
| 2026 | 7/7 | 57 | 537 | 9.4 | 4 | 49 |
| Career | 42 | 193 | 2149 | 11.1 | 17 | 59 |

• Has a catch in 39 straight games... T-4th in FBS in receptions per game (8.14)... Recorded 8 catches for season-high 115 receiving yards and 2 TDs vs. Hawai'i (10-24)... Tied season-high 11 catches at Wyoming (10-17) for 89 yards... Finished with 81 yards on 7 catches vs. Air Force (10-10)... Then season-high 107 yards on 9 catches with one TD at Georgia State (9-26)... Recorded 10 catches for 68 yards at Arizona (9-19)... Tied a career-high with 11 catches for 74 yards and one touchdown against Illinois State (9-12) while adding 59 yards on four punt returns... Named to 2026 Preseason Allstate Wuerffel Trophy Watch List... Named Preseason Top 5 WR by MW Media... **2025**: Team-high 506 receiving yards on 46 receptions and three touchdowns last season... Season-high 104 receiving yards on seven catches against Ohio (10-18-25), including 50-yard receiving touchdown... Hauled in five catches for 51 yards vs. San Diego State (9-27-25)... Led all players with six receptions and 84 yards at Mississippi State (9-20-25); caught his first NIU touchdown on a 24-yard pass from Josh Holst... Had three catches at Maryland (9-5-25)... Led NIU with seven receptions for 73 yards against Holy Cross (8-30-25); also had a 22-yard rush... **Prior to NIU**: Caught 37 passes for 416 yards and four touchdowns in 2024 at Lenoir-Rhyne... Earned First Team All-America honors as a return specialist in 2023, returning three punts for touchdowns... Also had 53 receptions for 690 yards and six touchdowns... Had 11 receptions for 150 yards against Barton (10-14-23)... Helped guide Lenoir-Rhyne to the 2023 NCAA Division II semifinals.

## NIU PLAYERS TO WATCH



### 15 KYON CONYERS

**S | 5-11 | 195 | Jr. | Millville, N.J. |**
**Millville Senior HS (Long Island University)**

| Year | G/GS | Solo | Ast. | Total | TFL | QS | FF | FR | INT | PD |
|---|---|---|---|---|---|---|---|---|---|---|
| 2026 | 7/7 | 26 | 21 | 47 | 1 | 0 | 0 | 0 | 1 | 1 |
| Career | 24 | 49 | 38 | 87 | 5 | 0 | 1 | 0 | 1 | 5 |

• Third on the team in tackles with 47... Add five tackles vs. Hawai'i (10-24)... Had six stops at Wyoming (10-17)... Season-high nine tackles against Air Force (10-10)... Recorded six tackles and added first interception and TFL at Georgia State (9-26)... Finished Arizona game (9-19) with seven tackles... Had eight stops vs. Illinois State (9-12)... Posted six tackles against Iowa (9-5)... First season with NIU coming over from Long Island University... **Prior to NIU**: In 2025, posted 36 tackles (21 solo) on the season with four pass breakups and two tackles for loss... Recorded six tackles (two solo) against Florida (8-30-25)... Also secured six tackles (four solo) at Rhode Island last season with 0.5 tackles for loss... Had back-to-back games with four stops vs. Duquesne and Saint Francis, adding two pass breakups against Duquesne and a tackle for loss against Saint Francis.



### 5 YASSINE FALKE

**CB | 6-3 | 190 | Jr. | Indianapolis, Ind. |**
**Ben Davis HS (Marian University)**

| Year | G/GS | Solo | Ast. | Total | TFL | QS | INT | PBU |
|---|---|---|---|---|---|---|---|---|
| 2026 | 7/2 | 11 | 13 | 24 | 1.0 | 0 | 4 | 0 |
| Career | 7 | 11 | 13 | 24 | 1.0 | 0.0 | 4 | 0 |

• Ranks T-4th in FBS in interceptions with three... Recorded fourth interception of the season against Hawai'i and added two tackles (10-24)... Posted a season-best eight tackles at Wyoming (10-17)... Recorded an interception in first three games, first NIU player to do so since 2015... Had five tackles at Arizona (9-19) with an interception... Recorded an interception and two tackles vs. Illinois State (9-19)... Posted an interception and tackle for loss at Iowa (9-5)... **Prior to NIU**: Played at Marian University from 2024-25, earning MSFA Midwest League First Team in 2025 as a cornerback... Started all 12 games in 2025, finishing the season with 44 tackles (30 solo), five interceptions, nine pass breakups, 2.5 tackles for loss and one fumble recovery... In 2024, appeared in four games with 14 tackles, two passes defensed and one interceptions.



### 25 BRADY KERPERIN

**LB | 6-2 | 230 | So.-R | Jefferson City, Mo. |**
**Blair Oaks (Iowa Western Community College)**

| Year | G/GS | Solo | Ast. | Total | TFL | QS | FF | FR | INT | PD |
|---|---|---|---|---|---|---|---|---|---|---|
| 2026 | 7/4 | 23 | 26 | 49 | 3.0 | 1 | 0 | 0 | 0 | 0 |
| Career | 7/4 | 23 | 26 | 49 | 3.0 | 1 | 0 | 0 | 0 | 0 |

• Recorded three straight games with 10+ tackles at linebacker... Finished Hawai'i (10-24) with nine tackles and tackle for loss... Recorded 11 stops at Wyoming (10-17), leading all players... Had 10 tackles vs. Air Force (10-10) with season-high 8 solo stops and added first sack of the season... Finished with 10 tackles and tackle for loss in first start of the season at Georgia State (9-26)... **Prior to NIU**: Played at Iowa Western in 2025, totaling 25 tackles (12 solo) and 2.5 sacks in 11 games taking reps on both defense and special teams... Helped the Reivers win their fourth NJCAA DI championship, going 12-1... Posted four tackles, season-high, and one sack against Ellsworth Community College on Nov. 15... Began the 2025 season with multiple tackles in seven consecutive games... Recorded three tackles and one sack at Independence Community College on Oct. 26.



### 44 JACK MURRAY

**LB | 6-2 | 236 | Fr. | Brookfield, Wis. |**
**Brookfield East**

| Year | G/GS | Solo | Ast. | Total | TFL | QS | FF | FR | INT | PD |
|---|---|---|---|---|---|---|---|---|---|---|
| 2026 | 7/7 | 22 | 27 | 49 | 1.5 | 1 | 0 | 0 | 0 | 1 |
| Career | 7/7 | 22 | 27 | 49 | 1.5 | 1 | 0 | 0 | 0 | 1 |

• Tied for team-high 49 tackles (22 solo) through seven games... Recorded six tackles vs. Hawai'i (10-24)... Finished with seven tackles at Wyoming (10-17)... Second double-digit tackle game of the season with 10 vs. Air Force (10-10)... At Arizona (9-19), recorded first career sack and finished with five tackles... Had first career double-digit career tackle game against Illinois State (9-12), finishing with 12 (3 solo)... Posted six tackles, 0.5 tackles for loss and one pass breakup in first ever college game at Iowa (9-5).

# 2026 STATISTICS

## Team Results

| | Date | Opponent | | Score | Att. |
|---|---|---|---|---|---|
| | 09/05/2026 | at Iowa | L | 0-40 | 69250 |
| | 09/12/2026 | Illinois St. | L | 24-28 | 17582 |
| | 09/19/2026 | at Arizona | L | 17-42 | 40413 |
| | 09/26/2026 | at Georgia St. | L | 14-35 | 16608 |
| * | 10/10/2026 | Air Force | L | 7-28 | 15292 |
| * | 10/17/2026 | at Wyoming | L | 23-41 | 20065 |
| * | 10/24/2026 | Hawaii | L | 21-56 | 7650 |

## Rushing

| Player | gp | att | gain | loss | net | avg | td | lg | avg/g |
|---|---|---|---|---|---|---|---|---|---|
| Telly Johnson Jr. | 7 | 95 | 521 | 19 | 502 | 5.3 | 4 | 28 | 71.7 |
| Elijah Porter | 7 | 33 | 123 | 3 | 120 | 3.6 | 2 | 18 | 17.1 |
| Jaiduan Cranford | 5 | 9 | 67 | 0 | 67 | 7.4 | 0 | 26 | 13.4 |
| Taron Dickens | 7 | 47 | 140 | 126 | 14 | 0.3 | 0 | 12 | 2.0 |
| Triston White | 6 | 2 | 2 | 0 | 2 | 1.0 | 0 | 1 | 0.3 |
| Jalen Macon | 5 | 10 | 19 | 20 | -1 | -0.1 | 0 | 6 | -0.2 |
| Team | 7 | 1 | 0 | 3 | -3 | -3.0 | 0 | 0 | -0.4 |
| **Total** | **7** | **198** | **872** | **171** | **701** | **3.5** | **6** | **28** | **100.1** |
| **Opponents** | **7** | **286** | **1656** | **110** | **1546** | **5.4** | **19** | **53** | **220.9** |

## Passing

| Player | gp | effic | comp-att-int | pct | yds | td | lg | avg/g |
|---|---|---|---|---|---|---|---|---|
| Taron Dickens | 7 | 124.9 | 138-210-5 | 65.7 | 1364 | 6 | 52 | 194.9 |
| Jalen Macon | 5 | 36.0 | 5-13-1 | 38.5 | 20 | 0 | 9 | 4.0 |
| Brady Davidson | 1 | 104.5 | 4-6-0 | 66.7 | 27 | 0 | 20 | 27.0 |
| **Total** | **7** | **119.4** | **147-229-6** | **64.2** | **1411** | **6** | **52** | **201.6** |
| **Opponents** | **7** | **157.8** | **128-180-6** | **71.1** | **1451** | **14** | **62** | **207.3** |

## Receiving

| Player | gp | no. | yds | avg | td | lg | avg/g |
|---|---|---|---|---|---|---|---|
| DeAree Rogers | 7 | 57 | 537 | 9.4 | 4 | 49 | 76.7 |
| La'Don Bryant | 7 | 25 | 316 | 12.6 | 1 | 36 | 45.1 |
| Cam Thompson | 7 | 15 | 157 | 10.5 | 1 | 52 | 22.4 |
| Telly Johnson Jr. | 7 | 11 | 46 | 4.2 | 0 | 17 | 6.6 |
| George Dimopoulos | 7 | 11 | 114 | 10.4 | 0 | 36 | 16.3 |
| Elijah Porter | 7 | 6 | 27 | 4.5 | 0 | 14 | 3.9 |
| Rickey Taylor Jr. | 1 | 5 | 57 | 11.4 | 0 | 21 | 57.0 |
| Kelan McInerney | 6 | 4 | 60 | 15.0 | 0 | 22 | 10.0 |
| Jason Fowler | 5 | 3 | 25 | 8.3 | 0 | 18 | 5.0 |
| Glen Weber | 5 | 3 | 15 | 5.0 | 0 | 6 | 3.0 |
| Liam Russo | 5 | 2 | 15 | 7.5 | 0 | 8 | 3.0 |
| Zaire McKinney | 5 | 2 | 17 | 8.5 | 0 | 12 | 3.4 |
| Kenji Lewis | 5 | 1 | 4 | 4.0 | 0 | 4 | 0.8 |
| Joe Stein | 7 | 1 | 8 | 8.0 | 0 | 8 | 1.1 |
| Afy Ibekwe | 4 | 1 | 13 | 13.0 | 0 | 13 | 3.3 |
| **Total** | **7** | **147** | **1411** | **9.6** | **6** | **52** | **201.6** |
| **Opponents** | **7** | **128** | **1451** | **11.3** | **14** | **62** | **207.3** |

## Game Records

| Record | Overall | Home | Away | Neutral |
|---|---|---|---|---|
| ALL GAMES | 0-7 | 0-3 | 0-4 | 0-0 |
| CONFERENCE | 0-3 | 0-2 | 0-1 | 0-0 |
| NON-CONFERENCE | 0-4 | 0-1 | 0-3 | 0-0 |

## Team Statistics

| | NIU | OPP |
|---|---|---|
| **First Downs** | **119** | **159** |
| Rushing | 44 | 85 |
| Passing | 64 | 63 |
| Penalty | 11 | 11 |
| **Rushing Yardage** | **701** | **1546** |
| Rushing attempts | 198 | 286 |
| Average per rush | 3.5 | 5.4 |
| Average per game | 100.1 | 220.9 |
| TDs Rushing | 6 | 19 |
| **Passing Yardage** | **1411** | **1451** |
| Comp-Att-Int | 147-229-6 | 128-180-6 |
| Average per pass | 6.2 | 8.1 |
| Average per catch | 9.6 | 11.3 |
| Average per game | 201.6 | 207.3 |
| TDs Passing | 6 | 14 |
| **Total offense** | **2112** | **2997** |
| Average per play | 4.9 | 6.4 |
| Average per game | 301.7 | 428.1 |
| **Kick returns: #-Yards** | **9-127** | **4-156** |
| **Punt returns: #-Yards** | **7-69** | **11-229** |
| **Int returns: #-Yards** | **6-106** | **6-68** |
| **Fumbles-Lost** | **8-6** | **2-1** |
| **Penalties-Yards** | **39-376** | **35-348** |
| **Punts-Avg** | **33-42.4** | **19-43.4** |
| **Time of possession / game** | **27:15** | **32:45** |
| **3rd-down conversion** | **26/89** | **54/88** |
| **4th-down conversion** | **9/17** | **4/9** |
| **PAT-attempts** | **(11-11) 100%** | **(36-37) 97%** |
| **2-point conversion-attempts** | **(1-2) 50%** | **(0-0) 0%** |

## Interceptions

| Player | no. | yds | avg | td | lg |
|---|---|---|---|---|---|
| Yassine Falke | 4 | 35 | 8.8 | 0 | 35 |
| Kyon Conyers | 1 | 41 | 41.0 | 0 | 41 |
| Andruw Ellis | 1 | 30 | 30.0 | 1 | 30 |
| **Total** | **6** | **106** | **17.7** | **1** | **41** |
| **Opponents** | **6** | **68** | **11.3** | **1** | **46** |

NCAA LIVESTATS BY GENIUS SPORTS

# 2026 STATISTICS

### Field Goals

| Player | fg | pct. | 01-19 | 20-29 | 30-39 | 40-49 | 50-99 | lg | blk |
|---|---|---|---|---|---|---|---|---|---|
| JJ Schlenhardt | 5-8 | 62.5 | 0-0 | 1-1 | 1-2 | 3-4 | 0-1 | 46 | 0 |
| **Opponents** | **4-5** | **80.0** | **0-0** | **1-1** | **2-2** | **1-1** | **0-1** | **45** | **0** |

### Scoring

| | | | PAT | | | | | | |
|---|---|---|---|---|---|---|---|---|---|
| **Player** | **td** | **fg** | **kick** | **rush** | **rcv** | **pass** | **dxp** | **saf** | **pts** |
| JJ Schlenhardt | - | 5-8 | 11-11 | - | - | - | - | - | 26 |
| DeAree Rogers | 4 | - | - | - | - | - | - | - | 24 |
| Telly Johnson Jr. | 4 | - | - | - | - | - | - | - | 24 |
| Elijah Porter | 2 | - | - | - | - | - | - | - | 12 |
| Cam Thompson | 1 | - | - | - | - | - | - | - | 6 |
| La'Don Bryant | 1 | - | - | - | - | - | - | - | 6 |
| Andruw Ellis | 1 | - | - | - | - | - | - | - | 6 |
| George Dimopoulos | - | - | - | 1 | - | - | - | - | 2 |
| **Total** | **13** | **5-8** | **11-11** | **1** | **0** | **0** | **0** | **0** | **106** |
| **Opponents** | **37** | **4-5** | **36-37** | **0** | **0** | **0** | **0** | **0** | **270** |

### Score by Periods

| Team | 1st | 2nd | 3rd | 4th | OT | TOT |
|---|---|---|---|---|---|---|
| NIU | 24 | 44 | 11 | 27 | 0 | 106 |
| Opponents | 79 | 93 | 63 | 35 | 0 | 270 |

NCAA LIVESTATS BY GENIUS SPORTS

## 2026 FG SEQUENCE

| | NIU | Opponent |
|---|---|---|
| Iowa | --- | 53, (45), (34) |
| Illinois State | (40) | --- |
| Arizona | (38), 41, 54 | --- |
| Georgia State | 37 | --- |
| Air Force* | --- | --- |
| Wyoming* | (44), (22), (46) | (37), (24) |
| Hawai'i* | --- | --- |
| UNLV* | | |
| San José State* | | |
| Nevada* | | |
| North Dakota State* | | |
| UTEP* | | |

*Numbers in (parentheses) indicate field goal was made*

### Punting

| Player | no. | yds | avg | lg | tb | fc | i20 | 50+ | blk |
|---|---|---|---|---|---|---|---|---|---|
| Jake Ference | 33 | 1398 | 42.4 | 55 | 3 | 8 | 6 | 9 | 0 |
| **Total** | **33** | **1398** | **42.4** | **55** | **3** | **8** | **6** | **9** | **0** |
| **Opponents** | **19** | **825** | **43.4** | **56** | **2** | **4** | **8** | **4** | **1** |

### Punt Returns

| Player | no. | yds | avg | td | lg |
|---|---|---|---|---|---|
| DeAree Rogers | 7 | 69 | 9.9 | 0 | 26 |
| **Total** | **7** | **69** | **9.9** | **0** | **26** |
| **Opponents** | **11** | **229** | **20.8** | **2** | **77** |

### Kick Returns

| Player | no. | yds | avg | td | lg |
|---|---|---|---|---|---|
| Dev'ion Reynolds | 4 | 58 | 14.5 | 0 | 19 |
| Cam Thompson | 2 | 32 | 16.0 | 0 | 19 |
| Elijah Porter | 2 | 20 | 10.0 | 0 | 24 |
| DeAree Rogers | 1 | 17 | 17.0 | 0 | 17 |
| **Total** | **9** | **127** | **14.1** | **0** | **24** |
| **Opponents** | **4** | **156** | **39.0** | **1** | **100** |

### All Purpose

| Player | g | rush | rcv | pr | kr | ir | total | avg/g |
|---|---|---|---|---|---|---|---|---|
| DeAree Rogers | 7 | 0 | 537 | 69 | 17 | 0 | 623 | 89.0 |
| Telly Johnson Jr. | 7 | 502 | 46 | 0 | 0 | 0 | 548 | 78.3 |
| La'Don Bryant | 7 | 0 | 316 | 0 | 0 | 0 | 316 | 45.1 |
| Cam Thompson | 7 | 0 | 157 | 0 | 32 | 0 | 189 | 27.0 |
| Elijah Porter | 7 | 120 | 27 | 0 | 20 | 0 | 167 | 23.9 |
| George Dimopoulos | 7 | 0 | 114 | 0 | 0 | 0 | 114 | 16.3 |
| Jaiduan Cranford | 5 | 67 | 0 | 0 | 0 | 0 | 67 | 13.4 |
| Kelan McInerney | 6 | 0 | 60 | 0 | 0 | 0 | 60 | 10.0 |
| Dev'ion Reynolds | 5 | 0 | 0 | 0 | 58 | 0 | 58 | 11.6 |
| Rickey Taylor Jr. | 1 | 0 | 57 | 0 | 0 | 0 | 57 | 57.0 |
| Kyon Conyers | 7 | 0 | 0 | 0 | 0 | 41 | 41 | 5.9 |
| Yassine Falke | 7 | 0 | 0 | 0 | 0 | 35 | 35 | 5.0 |
| Andruw Ellis | 7 | 0 | 0 | 0 | 0 | 30 | 30 | 4.3 |
| Jason Fowler | 5 | 0 | 25 | 0 | 0 | 0 | 25 | 5.0 |
| Zaire McKinney | 5 | 0 | 17 | 0 | 0 | 0 | 17 | 3.4 |
| Liam Russo | 5 | 0 | 15 | 0 | 0 | 0 | 15 | 3.0 |
| Glen Weber | 5 | 0 | 15 | 0 | 0 | 0 | 15 | 3.0 |
| Taron Dickens | 7 | 14 | 0 | 0 | 0 | 0 | 14 | 2.0 |
| Afy Ibekwe | 4 | 0 | 13 | 0 | 0 | 0 | 13 | 3.3 |
| Joe Stein | 7 | 0 | 8 | 0 | 0 | 0 | 8 | 1.1 |
| Kenji Lewis | 5 | 0 | 4 | 0 | 0 | 0 | 4 | 0.8 |
| Triston White | 6 | 2 | 0 | 0 | 0 | 0 | 2 | 0.3 |
| Jalen Macon | 5 | -1 | 0 | 0 | 0 | 0 | -1 | -0.2 |
| **Total** | **7** | **701** | **1411** | **69** | **127** | **106** | **2414** | **344.9** |
| **Opponents** | **7** | **1546** | **1451** | **229** | **156** | **68** | **3450** | **492.9** |

### Total Offense

| Player | g | plays | rush | pass | total | avg/g |
|---|---|---|---|---|---|---|
| Taron Dickens | 7 | 257 | 14 | 1364 | 1378 | 196.9 |
| Telly Johnson Jr. | 7 | 95 | 502 | 0 | 502 | 71.7 |
| Elijah Porter | 7 | 33 | 120 | 0 | 120 | 17.1 |
| Jaiduan Cranford | 5 | 9 | 67 | 0 | 67 | 13.4 |
| Brady Davidson | 1 | 6 | 0 | 27 | 27 | 27.0 |
| Jalen Macon | 5 | 23 | -1 | 20 | 19 | 3.8 |
| Triston White | 6 | 2 | 2 | 0 | 2 | 0.3 |
| **Total** | **7** | **427** | **701** | **1411** | **2112** | **301.7** |
| **Opponents** | **7** | **466** | **1546** | **1451** | **2997** | **428.1** |

# 2026 DEFENSIVE STATISTICS

**Team Defense**

| | | | Tackles | | | | Sacks | Pass defense | | | Fumbles | | blkd | |
|---|---|---|---|---|---|---|---|---|---|---|---|---|---|---|
| ## | Player | gp | ua | a | tot | tfl/yds | no-yds | int-yds | brup | qbh | fr-yds | ff | kick | saf |
| 25 | Brady Kerperin | 7 | 23 | 26 | 49 | 3.5-13 | 1-6 | . | . | . | . | . | . | . |
| 44 | Jack Murray | 7 | 22 | 27 | 49 | 1.5-12 | 1-11 | . | 1 | . | . | . | . | . |
| 16 | Kyon Conyers | 7 | 26 | 21 | 47 | 1-2 | . | 1-41 | 1 | . | . | . | . | . |
| 2 | Avery Jones | 7 | 25 | 15 | 40 | 2.5-13 | 2-13 | . | 1 | . | . | . | . | . |
| 6 | Jashawn Nelson | 7 | 20 | 16 | 36 | 3-17 | 1.5-12 | . | 1 | . | . | . | . | . |
| 5 | Yassine Falke | 7 | 11 | 13 | 24 | 1-1 | . | 4-35 | 1 | . | . | . | . | . |
| 14 | Malik Armstrong | 7 | 14 | 8 | 22 | . | . | . | . | . | . | . | . | . |
| 12 | Aaron Warren | 7 | 12 | 10 | 22 | 1-1 | . | . | 1 | . | . | . | . | . |
| 3 | Liam Lindo | 7 | 12 | 8 | 20 | . | . | . | . | . | . | . | . | . |
| 0 | Montrel Canion | 7 | 2 | 16 | 18 | . | . | . | . | . | . | . | . | . |
| 20 | Marshall Washington, Jr. | 6 | 8 | 8 | 16 | 1-1 | . | . | 2 | . | . | . | . | . |
| 30 | Andruw Ellis | 7 | 8 | 8 | 16 | . | . | 1-30 | . | . | 1-0 | . | . | . |
| 90 | Kole Sneed | 7 | 8 | 7 | 15 | 2-3 | 1-2 | . | . | . | . | . | . | . |
| 18 | Jay'shon Thomas | 4 | 6 | 7 | 13 | 2.5-12 | 0.5-4 | . | . | . | . | . | . | . |
| 11 | Amari Washington | 7 | 4 | 9 | 13 | . | . | . | 1 | . | . | . | . | . |
| 9 | Dev'ion Reynolds | 5 | 6 | 2 | 8 | 1.5-3 | . | . | . | . | . | 1 | . | . |
| 93 | Fawzy Omotoso | 7 | 6 | 2 | 8 | 1-6 | . | . | . | 1 | . | . | . | . |
| 50 | Matthew Scarlett | 6 | 5 | 2 | 7 | . | . | . | . | . | . | . | . | . |
| 29 | Romelo Walker | 5 | 4 | 3 | 7 | . | . | . | 1 | . | . | . | . | . |
| 55 | Jordan Bellamy | 7 | 2 | 5 | 7 | 1-8 | 1-8 | . | . | . | . | . | . | . |
| 31 | Champ Smith III | 6 | 6 | 1 | 7 | . | . | . | 1 | . | . | . | . | . |
| 92 | Jacob McGhee | 7 | 4 | 2 | 6 | 2.5-5 | . | . | . | . | . | . | . | . |
| 8 | Cooper Mau | 6 | 1 | 5 | 6 | . | . | . | . | . | . | . | . | . |
| 97 | JT King | 6 | 2 | 4 | 6 | . | . | . | . | 1 | . | . | . | . |
| 19 | James Bradley | 4 | 3 | 1 | 4 | . | . | . | . | . | . | . | . | . |
| 87 | Micah Cook | 3 | 1 | 3 | 4 | . | . | . | . | 1 | . | . | . | . |
| 27 | Trey Porter | 7 | 2 | . | 2 | . | . | . | . | . | . | . | . | . |
| 24 | Elijah Porter | 7 | 2 | . | 2 | . | . | . | . | . | . | . | . | . |
| 70 | Chevez Trask | 6 | 1 | . | 1 | . | . | . | . | . | . | . | . | . |
| 7 | Cam Thompson | 7 | 1 | . | 1 | . | . | . | . | . | . | . | . | . |
| 45 | Telly Johnson Jr. | 7 | 1 | . | 1 | . | . | . | . | . | . | . | . | . |
| 9 | George Dimopoulos | 7 | 1 | . | 1 | . | . | . | . | . | . | . | . | . |
| 15 | Broderick Windham | 7 | 1 | . | 1 | . | . | . | . | . | . | . | . | . |
| | **Totals** | **7** | **250** | **230** | **480** | **25-97** | **8-56** | **6-106** | **11** | **3** | **1-0** | **1** | **1** | **0** |
| | Opponents | 7 | 216 | 226 | 442 | 42-180 | 23-143 | 6-68 | 18 | 3 | 6-0 | 5 | 0 | 0 |

NCAA LIVESTATS BY GENIUS SPORTS

# 20+ YARD PLAYS

## NIU

| Opponent | Yards | Play |
|---|---|---|
| Iowa | 20 | T. Dickens pass to L. Bryant |
| Iowa | 22 | T. Dickens pass to K. McInerney |
| Illinois State | 30 | A. Ellis interception return (TD) |
| Illinois State | 22 | D. Rogers punt return |
| Illinois State | 26 | D. Rogers punt return |
| Illinois State | 36 | T. Dickens to L. Bryant |
| Arizona | 20 | T. Johnson Jr. rush |
| Arizona | 52 | T. Dickens pass to C. Thompson (TD) |
| Arizona | 21 | T. Dickens pass to R. Taylor Jr. |
| Arizona | 35 | Y. Falke interception return |
| Arizona | 20 | B. Davidson pass to L. Bryant |
| Georgia State | 26 | J. Cranford rush |
| Georgia State | 25 | T. Dickens pass to L. Bryant |
| Georgia State | 22 | T. Dickens pass to D. Rogers (TD) |
| Georgia State | 23 | T. Dickens pass to L. Bryant |
| Georgia State | 41 | K. Conyers INT return |
| Georgia State | 23 | T. Johnson Jr. rush |
| Georgia State | 25 | T. Dickens pass to D. Rogers |
| Georgia State | 36 | T. Dickens pass to G. Dimopoulos |
| Air Force | 22 | T. Dickens pass to L. Bryant |
| Air Force | 21 | T. Dickens pass to D. Rogers |
| Wyoming | 26 | T. Johnson Jr. rush |
| Wyoming | 28 | T. Johnson Jr. rush |
| Wyoming | 22 | T. Dickens pass to C. Thompson |
| Wyoming | 34 | T. Dickens pass to L. Bryant (TD) |
| Hawai'i | 49 | T. Dickens pass to D. Rogers (TD) |
| Hawai'i | 25 | T. Dickens pass to D. Rogers (TD) |

## OPPONENTS

| Team | Yards | Play |
|---|---|---|
| Iowa | 23 | K. Moulton rush |
| Iowa | 50 | K. Moulton rush (TD) |
| Iowa | 37 | K. Moulton rush (TD) |
| Iowa | 24 | J. Hecklinski pass to T. Diaz |
| Iowa | 77 | E. James punt return (TD) |
| Illinois State | 20 | G. Roy pass to S. Gavric |
| Arizona | 43 | N. Fifita pass to T. Spivey |
| Arizona | 38 | N. Fifita pass to C. Hunter (TD) |
| Arizona | 21 | N. Fifita pass to R. Gallagher |
| Arizona | 24 | N. Fifita pass to B. Phelps |
| Arizona | 69 | C. Smith punt return (TD) |
| Arizona | 22 | N. Fifita pass to T. Spivey |
| Arizona | 30 | N. Fifita rush (TD) |
| Arizona | 32 | S. Anderson pass to R. Mosley |
| Georgia State | 21 | C. Brown pass to R. Dorsey |
| Georgia State | 100 | I. Stone kickoff return (TD) |
| Georgia State | 21 | C. Brown pass to K. Washington |
| Georgia State | 30 | L.McCrary rush |
| Georgia State | 50 | D. Riles pass to R. Dorsey (TD) |
| Air Force | 20 | O. Allen rush |
| Air Force | 33 | O. Allen rush (TD) |
| Air Force | 41 | E. Medders rush (TD) |
| Wyoming | 53 | T. Hughes rush (TD) |
| Wyoming | 27 | T. Hughes rush |
| Wyoming | 24 | C. Coenen punt return |
| Wyoming | 37 | T. Hughes rush |
| Wyoming | 40 | T. Hughes pass to E. Richardson |
| Wyoming | 27 | T. Hughes pass to K. Frendt |
| Wyoming | 21 | T. Hughes pass to K. Frendt |
| Hawai'i | 46 | M. Alejado pass to A. Harris |
| Hawai'i | 33 | D. Rice rush |
| Hawai'i | 62 | M. Alejado pass to C. Barfield |
| Hawai'i | 44 | M. Alejado pass to A. Harris |
| Hawai'i | 22 | M. Alejado pass to T. Lacaden |
| Hawai'i | 44 | M. Alejado pass to J. Fetui |

# NIU 20+ YARD PLAYS BY PLAYER

| Rushing | No. | Long |
|---|---|---|
| Telly Johnson Jr. | 4 | 28 yd rush |
| Jaiduan Cranford | 1 | 26 yd rush |

| Passing | No. | Long |
|---|---|---|
| Taron Dickens | 16 | 52 yds to C. Thompson (TD) |
| Brady Davidson | 1 | 20 yds to L. Bryant |

| Receving | No. | Long |
|---|---|---|
| La'Don Bryant | 7 | 36 yds from T. Dickens |
| DeAree Rogers | 5 | 49 yds from T. Dickens (TD) |
| George Dimopoulos | 1 | 36 yds from T. Dickens |
| Kelan McInernery | 1 | 22 yds from T. Dickens |
| Rickey Taylor Jr. | 1 | 21 yds from T. Dickens |
| Cam Thompson | 1 | 52 yds from T. Dickens (TD) |

| Returns | No. | Long |
|---|---|---|
| Kyon Conyers | 1 | 41 yd INT |
| Andruw Ellis | 1 | 30 yd INT (TD) |
| Yassine Falke | 1 | 35 yd INT |
| DeAree Rogers | 1 | 26 yd PR |

# 2026 THIRD DOWN EFFICIENCY

| | 3-1 | 3-2 | 3-3 | 3-4 | 3-5 | 3-6 | 3-7 | 3-8 | 3-9 | 3-10+ | CONV./ATT. | % |
|---|---|---|---|---|---|---|---|---|---|---|---|---|
| Iowa | 1-1 | - | 0-1 | 0-3 | 0-1 | 0-2 | 0-1 | 1-3 | - | 1-3 | 3-15 | .200 |
| Ill. State | 2-3 | 2-2 | - | 2-2 | 0-1 | - | - | 0-1 | 0-1 | 0-4 | 6-15 | .400 |
| Arizona | - | - | 1-2 | 0-1 | 1-1 | 0-1 | 1-2 | 1-4 | - | 2-5 | 6-16 | .375 |
| Ga. State | - | - | 0-1 | 0-2 | - | 0-1 | 0-1 | 2-2 | - | 1-6 | 3-13 | .231 |
| Air Force | 2-2 | 0-1 | - | 0-1 | 0-1 | 1-1 | 0-1 | 0-1 | - | 0-1 | 3-9 | .333 |
| Wyoming | - | - | - | 1-2 | 0-1 | 0-1 | - | 1-2 | 0-1 | 2-7 | 4-14 | .286 |
| Hawai'i | - | 1-2 | - | 0-1 | - | 0-1 | - | - | - | 0-4 | 1-8 | .125 |
| UNLV | | | | | | | | | | | | |
| San Jose St. | | | | | | | | | | | | |
| Nevada | | | | | | | | | | | | |
| N. Dakota St. | | | | | | | | | | | | |
| UTEP | | | | | | | | | | | | |
| TOTAL | 5-6 | 3-5 | 1-4 | 3-11 | 1-5 | 1-8 | 1-5 | 5-13 | 0-2 | 6-30 | 26-90 | .289 |
| | 83% | 60% | 25% | 27% | 20% | 13% | 20% | 38% | 0% | 20% | | |
| | 3rd & 1-3 | | | 3rd & 4-6 | | | 3rd & 7+ | | | | NIU | |
| | 9-15 53% | | | 5-23 22% | | | 12-50 24% | | | | | |

| | 3-1 | 3-2 | 3-3 | 3-4 | 3-5 | 3-6 | 3-7 | 3-8 | 3-9 | 3-10+ | CONV./ATT. | % |
|---|---|---|---|---|---|---|---|---|---|---|---|---|
| Iowa | 1-1 | 1-2 | - | 0-1 | 1-3 | 1-1 | - | 0-1 | 1-1 | 1-4 | 6-14 | .429 |
| Ill. State | 3-3 | - | - | 1-1 | 1-2 | 2-3 | 0-1 | 1-3 | - | 1-1 | 9-14 | .642 |
| Arizona | 2-2 | 1-1 | 1-1 | 1-1 | - | 1-2 | 1-1 | 2-2 | - | 0-1 | 9-11 | .818 |
| Ga. State | 1-2 | 0-1 | - | 2-3 | 0-1 | 1-2 | 1-1 | - | - | 1-2 | 6-12 | .588 |
| Air Force | 4-4 | 1-2 | 1-1 | 2-2 | 1-2 | - | 1-2 | - | - | - | 10-13 | .769 |
| Wyoming | 1-2 | 2-2 | - | 1-1 | - | - | 1-1 | - | 0-1 | 0-2 | 5-9 | .556 |
| Hawai'i | - | 3-4 | 0-1 | - | 1-1 | 3-4 | - | - | 0-1 | 2-4 | 9-15 | .600 |
| UNLV | | | | | | | | | | | | |
| San Jose St. | | | | | | | | | | | | |
| Nevada | | | | | | | | | | | | |
| N. Dakota St. | | | | | | | | | | | | |
| UTEP | | | | | | | | | | | | |
| TOTAL | 12-14 | 8-12 | 2-3 | 7-9 | 4-9 | 8-12 | 4-6 | 3-6 | 1-3 | 5-14 | 44-75 | .587 |
| | 85% | 67% | 67% | 77% | 44% | 67% | 67% | 50% | 33% | 35% | | |
| | 3rd & 1-3 | | | 3rd & 4-6 | | | 3rd & 7+ | | | | Opponents | |
| | 22-29 76% | | | 19-30 63% | | | 13-29 45% | | | | | |

# 2026 RED ZONE EFFICIENCY

| | POSS. | TD | FG | MISS/BLK FG | INT | FUM | DOWNS | HALF/GAME | AVG. PTS. |
|---|---|---|---|---|---|---|---|---|---|
| Iowa | - | - | - | -/- | - | - | - | -/- | - |
| Ill. State | 4 | 2 | - | -/- | 1 | - | 1 | 1/4 | 3 |
| Arizona | 2 | 1 | - | -/- | - | - | 1 | 0/2 | 3 |
| Ga. State | 4 | 1 | - | 1/- | - | 1 | 1 | 3/4 | 1.5 |
| Air Force | 3 | 1 | - | -/- | 1 | - | 1 | 2/3 | 2 |
| Wyoming | 2 | 1 | 1 | -/- | - | - | - | 1/2 | 3 |
| Hawai'i | 1 | 1 | - | -/- | - | - | - | 0/1 | 6 |
| UNLV | | | | | | | | | |
| San Jose St. | | | | | | | | | |
| Nevada | | | | | | | | | |
| N. Dakota St. | | | | | | | | | |
| UTEP | | | | | | | | | |
| TOTAL | 16 | 7 | 1 | 1/0 | 2 | 1 | 4 | 7/15 | 2.8 |
| | SCORE PERCENTAGE 8-16 50% | | | | | | | NIU | |

| | POSS. | TD | FG | MISS/BLK FG | INT | FUM | DOWNS | HALF/GAME | AVG. PTS. |
|---|---|---|---|---|---|---|---|---|---|
| Iowa | 5 | 2 | 1 | -/- | 1 | - | 1 | 3/5 | 5 |
| Ill. State | 3 | 3 | - | -/- | - | - | - | 2/3 | 6 |
| Arizona | 4 | 3 | - | -/- | 1 | - | - | 2/4 | 4.5 |
| Ga. State | 3 | 3 | - | -/- | - | - | - | 2/3 | 6 |
| Air Force | 4 | 2 | - | -/- | - | - | 2 | 2/4 | 3 |
| Wyoming | 5 | 3 | 2 | -/- | - | - | - | 2/5 | 4.8 |
| Hawai'i | 6 | 6 | - | -/- | - | - | - | 4/6 | 6 |
| UNLV | | | | | | | | | |
| San Jose St. | | | | | | | | | |
| Nevada | | | | | | | | | |
| N. Dakota St. | | | | | | | | | |
| UTEP | | | | | | | | | |
| TOTAL | 30 | 22 | 3 | -/- | 2 | - | 3 | 16/30 | 4.7 |
| | SCORE PERCENTAGE 25-30 73% | | | | | | | Opponents | |

# 2026 PARTICIPATION

| No. | Name | GP/GS | Iowa | Illinois St. | Arizona | GA. State | Air Force | Wyoming | Hawai'i | UNLV | SJSU | Nevada | NDSU | UTEP |
|---|---|---|---|---|---|---|---|---|---|---|---|---|---|---|
| 0 | La'Don BRYANT | 7/7 | WR | WR | WR | WR | WR | WR | WR | --- | --- | --- | --- | --- |
| 0 | Montrel CANION | 7/7 | DT | DT | DT | DT | DT | DT | DT | --- | --- | --- | --- | --- |
| 1 | DeAree ROGERS | 7/7 | WR | WR | WR | WR | WR | WR | WR | --- | --- | --- | --- | --- |
| 2 | Avery JONES | 7/7 | N | N | N | N | N | N | N | --- | --- | --- | --- | --- |
| 2 | Brady DAVIDSON | 1/0 | --- | --- | XXX | --- | --- | --- | --- | --- | --- | --- | --- | --- |
| 3 | Liam LINDO | 7/7 | CB | CB | CB | CB | CB | CB | CB | --- | --- | --- | --- | --- |
| 3 | Rickey TAYLOR Jr. | 1/0 | --- | --- | XXX | --- | --- | --- | --- | --- | --- | --- | --- | --- |
| 4 | Kenji LEWIS | 5/0 | XXX | XXX | XXX | XXX | --- | XXX | --- | --- | --- | --- | --- | --- |
| 4 | James LITTLE IV | 3/0 | XXX | XXX | XXX | --- | --- | --- | --- | --- | --- | --- | --- | --- |
| 5 | Taron DICKENS | 7/5 | XXX | XXX | QB | QB | QB | QB | QB | --- | --- | --- | --- | --- |
| 5 | Yassine FALKE | 7/2 | XXX | XXX | CB | CB | XXX | XXX | XXX | --- | --- | --- | --- | --- |
| 6 | Afy IBEKWE | 4/0 | XXX | XXX | --- | --- | --- | XXX | XXX | --- | --- | --- | --- | --- |
| 6 | Jashawn NELSON | 7/3 | LB | LB | LB | XXX | XXX | XXX | XXX | --- | --- | --- | --- | --- |
| 7 | Cam THOMPSON | 7/4 | XXX | XXX | WR | WR | WR | WR | XXX | --- | --- | --- | --- | --- |
| 8 | Triston WHITE | 7/0 | XXX | XXX | XXX | XXX | XXX | XXX | XXX | --- | --- | --- | --- | --- |
| 8 | Cooper MAU | 6/0 | XXX | XXX | XXX | XXX | XXX | XXX | --- | --- | --- | --- | --- | --- |
| 9 | Dev'ion REYNOLDS | 5/3 | XXX | --- | --- | XXX | CB | CB | CB | --- | --- | --- | --- | --- |
| 9 | George DIMOPOULOUS | 7/5 | WR | WR | XXX | WR | WR | XXX | WR | --- | --- | --- | --- | --- |
| 11 | Amari WASHINGTON | 7/6 | DT | DT | DT | DT | DT | DT | XXX | --- | --- | --- | --- | --- |
| 12 | Aaron WARREN | 7/0 | XXX | XXX | XXX | XXX | XXX | XXX | XXX | --- | --- | --- | --- | --- |
| 14 | Malik ARMSTRONG | 7/5 | S | S | S | S | S | XXX | XXX | --- | --- | --- | --- | --- |
| 14 | Jalen MACON | 5/2 | QB | QB | --- | XXX | XXX | XXX | --- | --- | --- | --- | --- | --- |
| 15 | Ean HAMRIC | 4/0 | --- | --- | --- | XXX | XXX | XXX | XXX | --- | --- | --- | --- | --- |
| 15 | Broderick WINDHAM | 7/0 | XXX | XXX | XXX | XXX | XXX | XXX | XXX | --- | --- | --- | --- | --- |
| 16 | Kyon CONYERS | 7/7 | S | S | S | S | S | S | S | --- | --- | --- | --- | --- |
| 18 | Jay'shon THOMAS | 4/4 | DE | DE | DE | DE | --- | --- | --- | --- | --- | --- | --- | --- |
| 19 | James BRADLEY | 4/0 | XXX | --- | XXX | XXX | --- | XXX | --- | --- | --- | --- | --- | --- |
| 19 | Kelan MCINERNEY | 5/1 | XXX | XXX | WR | XXX | --- | XXX | XXX | --- | --- | --- | --- | --- |
| 20 | Marshall WASHINGTON | 6/1 | XXX | CB | XXX | XXX | --- | XXX | XXX | --- | --- | --- | --- | --- |
| 20 | Jaiduan CRANFORD | 5/1 | XXX | XXX | XXX | RB | --- | XXX | --- | --- | --- | --- | --- | --- |
| 21 | Austin TILLMAN | 3/0 | --- | XXX | --- | XXX | --- | XXX | --- | --- | --- | --- | --- | --- |
| 22 | Keagan RUANE-MARTINO | 5/0 | XXX | XXX | XXX | XXX | XXX | --- | --- | --- | --- | --- | --- | --- |
| 24 | Elijah PORTER | 7/1 | XXX | XXX | XXX | XXX | RB | XXX | XXX | --- | --- | --- | --- | --- |
| 25 | Brady KERPERIN | 7/4 | XXX | XXX | XXX | LB | LB | LB | LB | --- | --- | --- | --- | --- |
| 27 | Trey PORTER | 7/0 | XXX | XXX | XXX | XXX | XXX | XXX | XXX | --- | --- | --- | --- | --- |
| 29 | Romelo WALKER | 5/1 | CB | --- | --- | XXX | XXX | XXX | XXX | --- | --- | --- | --- | --- |
| 30 | Andruw ELLIS | 7/2 | XXX | XXX | XXX | XXX | XXX | S | S | --- | --- | --- | --- | --- |
| 31 | Champ SMITH | 6/1 | --- | XXX | XXX | XXX | XXX | XXX | S | --- | --- | --- | --- | --- |
| 33 | JJ SCHLENHARDT | 6/0 | --- | XXX | XXX | XXX | XXX | XXX | XXX | --- | --- | --- | --- | --- |
| 33 | Ross OGDEN | 3/0 | --- | --- | XXX | XXX | XXX | --- | --- | --- | --- | --- | --- | --- |
| 36 | Jake FERENCE | 7/0 | XXX | XXX | XXX | XXX | XXX | XXX | XXX | --- | --- | --- | --- | --- |
| 39 | Ryan SHORT | 7/0 | XXX | XXX | XXX | XXX | XXX | XXX | XXX | --- | --- | --- | --- | --- |
| 41 | Troy STUMBAUGH | 1/0 | --- | --- | --- | XXX | --- | --- | --- | --- | --- | --- | --- | --- |
| 43 | Jason EVANS | 7/0 | XXX | XXX | XXX | XXX | XXX | XXX | XXX | --- | --- | --- | --- | --- |
| 44 | Jack MURRAY | 7/7 | LB | LB | LB | LB | LB | LB | LB | --- | --- | --- | --- | --- |
| 45 | Telly JOHNSON Jr. | 7/5 | RB | RB | RB | XXX | XXX | RB | RB | --- | --- | --- | --- | --- |
| 49 | Devin HABERMEHL | 5/0 | XXX | XXX | XXX | --- | --- | XXX | XXX | --- | --- | --- | --- | --- |
| 50 | Matthew SCARLETT | 7/0 | XXX | XXX | XXX | XXX | XXX | XXX | XXX | --- | --- | --- | --- | --- |
| 53 | Charles BROOKS | 1/0 | --- | --- | --- | --- | XXX | --- | --- | --- | --- | --- | --- | --- |
| 53 | Luke SKARTVEDT | 4/4 | OL | OL | --- | OL | --- | --- | OL | --- | --- | --- | --- | --- |
| 54 | Zach MORRISROE | 4/0 | XXX | --- | --- | --- | XXX | XXX | XXX | --- | --- | --- | --- | --- |
| 55 | Jordan BELLAMY | 6/0 | XXX | XXX | XXX | --- | XXX | XXX | XXX | --- | --- | --- | --- | --- |
| 55 | Ty MEAD | 4/4 | --- | --- | --- | OL | OL | OL | OL | --- | --- | --- | --- | --- |
| 58 | Ross LIEGEL | 6/6 | --- | OL | OL | OL | OL | OL | OL | --- | --- | --- | --- | --- |
| 61 | Ben GUSTAFSON | 6/1 | XXX | XXX | OL | XXX | XXX | XXX | --- | --- | --- | --- | --- | --- |
| 63 | Landon HRON | 7/7 | OL | OL | OL | OL | OL | OL | OL | --- | --- | --- | --- | --- |
| 66 | Lane MAHNESMITH | 6/2 | OL | OL | XXX | XXX | --- | XXX | XXX | --- | --- | --- | --- | --- |
| 67 | Tyler RINDELS | 1/0 | --- | --- | XXX | --- | --- | --- | --- | --- | --- | --- | --- | --- |
| 70 | Chevy TRASK | 6/5 | OL | --- | XXX | OL | OL | OL | OL | --- | --- | --- | --- | --- |
| 76 | Tyler CHAMBERS | 5/5 | OL | OL | OL | --- | OL | OL | --- | --- | --- | --- | --- | --- |
| 78 | Jacob WELCH | 2/1 | --- | --- | OL | XXX | --- | --- | --- | --- | --- | --- | --- | --- |
| 83 | Jason FOWLER | 5/0 | XXX | XXX | XXX | XXX | XXX | --- | --- | --- | --- | --- | --- | --- |
| 84 | Glen WEBER | 5/4 | TE | TE | --- | --- | XXX | TE | TE | --- | --- | --- | --- | --- |
| 85 | Joe STEIN | 7/0 | XXX | XXX | XXX | XXX | XXX | XXX | XXX | --- | --- | --- | --- | --- |
| 87 | Micah COOK | 3/0 | XXX | --- | --- | --- | --- | XXX | XXX | --- | --- | --- | --- | --- |
| 87 | Liam RUSSO | 5/0 | --- | XXX | XXX | XXX | --- | XXX | XXX | --- | --- | --- | --- | --- |
| 88 | Zaire MCKINNEY | 5/0 | XXX | XXX | XXX | --- | XXX | --- | XXX | --- | --- | --- | --- | --- |
| 90 | Kole SNEED | 7/7 | DE | DE | DE | DE | DE | DE | DE | --- | --- | --- | --- | --- |
| 92 | Jacob MCGHEE | 7/0 | XXX | XXX | XXX | XXX | XXX | XXX | XXX | --- | --- | --- | --- | --- |
| 93 | Fawzy OMOTOSO | 7/2 | XXX | XXX | XXX | XXX | XXX | DE | DE | --- | --- | --- | --- | --- |
| 97 | JT KING | 6/1 | XXX | XXX | XXX | XXX | DE | --- | XXX | --- | --- | --- | --- | --- |

X-indicates played; letters indicate position started

## 2026 OFFENSIVE STARTERS GAME-BY-GAME

| Opponent | QB | TB | TE/WR | TE/WR | WR | WR | LT | LG | C | RG | RT |
|---|---|---|---|---|---|---|---|---|---|---|---|
| at Iowa | Macon | Johnson | Weber | Dimopoulos (WR) | Bryant | Rogers | Trask | Skartvedt | Hron | Chambers | Mahnesmith |
| Illinois State | Macon | Johnson | Weber | Dimopoulos (WR) | Bryant | Rogers | Liegel | Skartvedt | Hron | Chambers | Mahnesmith |
| at Arizona | Dickens | Johnson | McInerney (W) | Thompson (WR) | Bryant | Rogers | Liegel | Welch | Hron | Chambers | Gustafson |
| at Georgia State | Dickens | Cranford | Bryant (W) | Thompson (WR) | Dimopoulos | Rogers | Liegel | Skartvedt | Hron | Mead | Trask |
| Air Force | Dickens | Porter | Bryant (W) | Thompson (WR) | Dimopoulos | Rogers | Liegel | Chambers | Hron | Mead | Trask |
| at Wyoming | Dickens | Johnson | Weber | Thompson (WR) | Bryant | Rogers | Liegel | Chambers | Hron | Mead | Trask |
| Hawai'i | Dickens | Johnson | Weber | Dimopoulos (WR) | Bryant | Rogers | Liegel | Skartvedt | Hron | Mead | Trask |
| at UNLV | --- | --- | --- | --- | --- | --- | --- | --- | --- | --- | --- |
| at San José State | --- | --- | --- | --- | --- | --- | --- | --- | --- | --- | --- |
| Nevada | --- | --- | --- | --- | --- | --- | --- | --- | --- | --- | --- |
| at North Dakota St. | --- | --- | --- | --- | --- | --- | --- | --- | --- | --- | --- |
| UTEP | --- | --- | --- | --- | --- | --- | --- | --- | --- | --- | --- |

## 2026 DEFENSIVE STARTERS GAME-BY-GAME

| Opponent | DE | DT | DT/DE | DE/LB | LB | LB/S | N/DB | CB | S | S | CB |
|---|---|---|---|---|---|---|---|---|---|---|---|
| at Iowa | Sneed | Canion | Washington | Thomas | Murray | Nelson | Jones | Lindo | Armstrong | Conyers | Walker |
| Illinois State | Sneed | Canion | Washington | Thomas | Murray | Nelson | Jones | Lindo | Armstrong | Conyers | Washington |
| at Arizona | Sneed | Canion | Washington | Thomas | Murray | Nelson | Jones | Lindo | Armstrong | Conyers | Falke |
| at Georgia State | Sneed | Canion | Washington | Thomas | Murray | Kerperin | Jones | Lindo | Armstrong | Conyers | Falke |
| Air Force | Sneed | Canion | Washington | King | Murray | Kerperin | Jones | Lindo | Armstrong | Conyers | Reynolds |
| at Wyoming | Sneed | Canion | Washington | Omotoso | Murray | Kerperin | Jones | Lindo | Ellis | Conyers | Reynolds |
| Hawai'i | Sneed | Canion | Omotoso (DE) | Murray (LB) | Kerperin | Smith III (S) | Jones | Lindo | Ellis | Conyers | Reynolds |
| at UNLV | --- | --- | --- | --- | --- | --- | --- | --- | --- | --- | --- |
| at San José State | --- | --- | --- | --- | --- | --- | --- | --- | --- | --- | --- |
| Nevada | --- | --- | --- | --- | --- | --- | --- | --- | --- | --- | --- |
| at North Dakota St. | --- | --- | --- | --- | --- | --- | --- | --- | --- | --- | --- |
| UTEP | --- | --- | --- | --- | --- | --- | --- | --- | --- | --- | --- |

## CAREER GAMES PLAYED/STARTED

| Name, Pos. | Class | GP | GS* |
|---|---|---|---|
| Braylon Agee, WR | Fr. | - | - |
| Brendan Alexander, DT | Fr. | - | - |
| Christopher Allen, DT | Sr.-R | 22 | - |
| Malik Armstrong S | Sr.-R | 32 | 5 |
| Jordan Bellamy, DT | Fr.-R | 8 | - |
| James Bradley DE | Jr.-R | 20 | - |
| Charles Brooks III, DE | Fr.-R | 1 | - |
| Bryshawn Brown, QB | Fr. | - | - |
| La'Don Bryant, WR | So.-R | 24 | 12 |
| Montrel Canion, DT | Fr. -R | 11 | 7 |
| Tyler Chambers, OL | Fr.-R | 8 | 5 |
| Tavaris Coles, WR | Jr. | 8 | - |
| Kyon Conyers, S | Jr. | 24 | 7 |
| Micah Cook, DE | Fr.-R | 6 | - |
| Reginald Craig, RB | Fr.-R | - | - |
| Jaidaun Cranford, RB | Fr. | 5 | 1 |
| Brady Davidson, QB | So. | 9 | 2 |
| Taron Dickens, QB | Jr.-R | 25 | 5 |
| George Dimopoulos, WR | Jr. | 28 | 11 |
| Justus Donahoo, DB | Fr. | - | - |
| Andruw Ellis, S | Fr.-R | 7 | 2 |
| Jason Evans, LS | Jr. | 10 | - |
| Yassine Falke, CB | Jr. | 23 | 2 |
| Justin Faulkner, WR | Fr. | - | - |
| Jake Ference, P | So. | 14 | - |
| Jason Fowler, TE | So.-R | 12 | - |
| Kellen Gamble | Fr. | - | - |
| Brendan Grabot, OL | Fr. | - | - |
| Jermaine Green Jr., WR | Fr. | - | - |
| Logan Gross, OL | So.-R | 1 | - |
| Ben Gustafon, OL | So.-R | 9 | 1 |
| Caleb Haack, TE | Fr.-R | - | - |
| Devin Habermehl, TE | So. | 13 | - |
| Ean Hamric, QB | Sr.-R | 29 | - |
| Daine Hanson, OL | Sr.-R | 6 | - |

| Name, Pos. | Class | GP | GS* |
|---|---|---|---|
| Cristian Harkins, CB | Fr. | - | - |
| Justin Harris, S | Jr.-R | 22 | - |
| Ryan Hassett, DT | Fr. | - | - |
| Jvon Hatcher, DE | Fr. | - | - |
| Kevin Holmes Jr., WR | Jr.-R | 16 | - |
| Da'sean Howard, RB | Fr. | - | - |
| Landon Hron, OL | Jr.-R | 22 | 19 |
| Eliot Hummer, LB | Fr.-R | - | - |
| Afy Ibekwe, WR | Fr.-R | 4 | - |
| Telly Johnson Jr., RB | Jr. | 25 | 15 |
| Avery Jones, DB | Sr. | 38 | 6 |
| Brady Kerperin, LB | So.-R | 18 | 4 |
| Deacon King, LB | Fr. | - | - |
| JT King, DE | Fr. | 6 | 1 |
| Cole Latimer, DB | Fr. | - | - |
| Kenji Lewis, WR | Sr.-R | 27 | - |
| Ross Liegel, OL | So.-R | 18 | 12 |
| Liam Lindo, CB | Sr.-R | 30 | 7 |
| James Little IV, CB | So. | 10 | - |
| Jalen Macon, QB | Sr.-R | 21 | 5 |
| Lane Mahnesmith, OL | So.-R | 18 | 2 |
| Cooper Mau, LB | Jr. | 6 | - |
| Jacob McGhee, DT | Jr. | 29 | - |
| Kelan McInerney, WR | So. | 12 | 1 |
| Zaire McKinney, WR | Fr. | 5 | - |
| Ty Mead, OL | Sr. | 36 | 4 |
| Zach Morrisroe, DT | Fr.-R | 4 | - |
| Erk Murray, OL | Fr.-R | - | - |
| Jack Murray, LB | Fr. | 7 | 7 |
| Jashawn Nelson, LB | Fr.-R | 11 | 3 |
| Trenton Nixon, DE | Fr.-R | - | - |
| Joseph Nnamuchi, DE | Jr. | 17 | - |
| Ross Ogden, LB | Fr. | 3 | - |
| Fawzy Omotoso, DT | Fr.-R | 8 | 2 |
| Braden Petzel, OL | Fr. | - | - |

| Name, Pos. | Class | GP | GS* |
|---|---|---|---|
| Elijah Porter, RB | So.-R | 19 | 2 |
| Trey Porter, S | Sr.-R | 49 | - |
| Dev'ion Reynolds, CB | So.-R | 18 | 7 |
| Tyler Rindels, OL | Fr.-R | - | - |
| Terry Robinson, DT | Fr. | - | - |
| DeAree Rogers, WR | Sr.-R | 42 | 17 |
| Keagan Ruane-Martino, S | Fr.-R | 8 | - |
| Liam Russo, TE | Fr.-R | 4 | - |
| Matthew Scarlett, DT | Jr.-R | 28 | - |
| JJ Schlenhardt, K | Fr.-R | 6 | - |
| Samir Senenat, OL | So.-R | - | - |
| Ryan Short, K | Sr.-R | 33 | - |
| Luke Skartvedt, OL | Jr.-R | 16 | 4 |
| Champ Smith III, S | Fr. | 6 | - |
| Mathias Smith-Davis, DE | So.-R | 11 | - |
| Kole Sneed, DE | Jr.-R | 31 | 7 |
| Tyrese Stanley, S | Jr.-R | 21 | - |
| Joe Stein, TE | Fr.-R | 19 | - |
| Darrius Summers III, | Fr. | 1 | - |
| Rickey Taylor Jr., WR | So.-R | 8 | - |
| Jay'shon Thomas, DE | Jr.-R | 24 | 7 |
| Cam Thompson, WR | Sr.-R | 36 | 13 |
| Austin Tillman, CB | Fr.-R | 1 | - |
| Chevy Trask, OL | Sr.-R | 24 | 4 |
| Romelo Walker, CB | So.-R | 8 | 1 |
| Romelo Ware, RB | Fr.-R | 2 | - |
| Aaron Warren, DB | Sr.-R | 18 | - |
| Amari Washington, DT | Fr.-R | 10 | 6 |
| Marshall Washington, CB | Jr. | 28 | 1 |
| Glen Weber, TE | Jr. | 22 | 3 |
| Jacob Welch, OL | Jr.-R | 26 | - |
| Triston White, RB | Fr.-R | 10 | - |
| Broderick Windham, S | Sr. | 19 | 1 |

* - Games started at NIU

# 2026 SCORING DRIVES

## NIU

| Opponent | Plays | Yds. | TOP | Score | Qtr./Time | Play |
|---|---|---|---|---|---|---|
| IOWA | --- | --- | --- | --- | --- | |
| ILLINOIS ST. | --- | 30 | --- | 7-21 | 2/12:39 | Ellis 30 yd INT TD |
| ILLINOIS ST. | 9 | 38 | 4:40 | 10-21 | 2/6:32 | Schlenhardt 40 yd FG |
| ILLINOIS ST. | 13 | 65 | 3:03 | 17-21 | 2/00:00 | Dickens 2 yd TD (P) |
| ILLINOIS ST. | 8 | 78 | 4:13 | 24-21 | 4/7:24 | Johnson 1 yd TD (R) |
| ARIZONA | 10 | 54 | 3:36 | 3-0 | 1/11:24 | Schlenhardt 38 yd FG |
| ARIZONA | 1 | 52 | 00:09 | 10-0 | 1/9:07 | Dickens 52 yd TD (P) |
| ARIZONA | 9 | 48 | 3:20 | 17-42 | 4/00:13 | Porter 1 yd TD (R) |
| GEORGIA ST. | 11 | 84 | 5:15 | 7-7 | 1/1:58 | Johnson 14 yd TD (R) |
| GEORGIA ST. | 4 | 75 | 1:34 | 14-14 | 2/12:21 | Dickens 22 yd TD (P) |
| AIR FORCE | 7 | 71 | 3:47 | 7-7 | 2/7:58 | Johnson 9 yd TD (R) |
| WYOMING | 12 | 54 | 4:51 | 3-10 | 2/11:33 | Schlenhardt 44 yd FG |
| WYOMING | 16 | 70 | 6:54 | 6-17 | 2/2:41 | Schlenhardt 22 yd FG |
| WYOMING | 7 | 46 | 2:02 | 9-20 | 3/12:58 | Schlenhardt 46 yd FG |
| WYOMING | 14 | 75 | 6:27 | 17-27 | 3/3:58 | Johnson 13 yd TD (R) |
| WYOMING | 8 | 75 | 2:55 | 23-41 | 4/3:53 | Dickens 34 yd TD (P) |
| HAWAI'I | 5 | 77 | 2:17 | 7-7 | 1/6:49 | Dickens 49 yd TD (P) |
| HAWAI'I | 4 | 39 | 1:55 | 14-14 | 2/13:46 | Dickens 25 yd TD (P) |
| HAWAI'I | 8 | 51 | 4:11 | 21-49 | 4/8:55 | Porter 3 yd TD (R) |

## OPPONENT

| Opponent | Plays | Yds. | TOP | Score | Qtr./Clock | Play |
|---|---|---|---|---|---|---|
| IOWA | 10 | 75 | 5:08 | 0-6 | 1/9:52 | Brown 6 yd TD (P) |
| IOWA | 2 | 66 | 0:42 | 0-13 | 1/6:46 | Moulton 50 yd TD (R) |
| IOWA | 4 | 70 | 1:48 | 0-20 | 1/4:10 | Moulton 37 yd TD (R) |
| IOWA | 6 | 46 | 3:20 | 0-27 | 2/7:40 | Hecklinski 8 yd TD (P) |
| IOWA | 6 | 31 | 2:10 | 0-30 | 2/3:34 | Buhr 45 yd FG |
| IOWA | 14 | 41 | 2:17 | 0-33 | 2/0:02 | Buhr 34 yd FG |
| IOWA | --- | 77 | --- | 0-40 | 3/2:20 | James 77 yd PR TD |
| ILLINOIS ST. | --- | 46 | --- | 0-7 | 1/12:41 | Oliver 46 YD INT TD |
| ILLINOIS ST. | 9 | 57 | 4:56 | 0-14 | 1/6:27 | Kwiatkowski 14 yd TD (R) |
| ILLINOIS ST. | 10 | 60 | 4:10 | 0-21 | 2/14:52 | Roy 6 yd TD (P) |
| ILLINOIS ST. | 11 | 75 | 5:31 | 24-28 | 4/1:53 | Roy 16 yd TD (P) |
| ARIZONA | 7 | 86 | 3:01 | 10-7 | 1/6:01 | Fifita 38 yd TD (P) |
| ARIZONA | 13 | 76 | 4:55 | 10-14 | 2/11:13 | Fifita 14 yd TD (P) |
| ARIZONA | 7 | 80 | 3:08 | 10-21 | 2/3:54 | Fifita 10 yd TD (P) |
| ARIZONA | --- | 69 | --- | 10-28 | 2/2:13 | Smith 69 yd PR TD |
| ARIZONA | 13 | 75 | 5:59 | 10-35 | 3/9:01 | Fifita 3 yd TD (P) |
| ARIZONA | 11 | 80 | 7:48 | 10-42 | 4/7:54 | Fifita 30 yd TD (R) |
| GEORGIA ST. | 2 | 4 | 00:48 | 0-7 | 1/14:00 | Brown 5 yd TD (P) |
| GEORGIA ST. | 8 | 75 | 3:03 | 7-14 | 2/13:55 | Brown 18 yd TD (P) |
| GEORGIA ST. | --- | 100 | --- | 14-21 | 2/12:08 | Stone 100 yd KR TD |
| GEORGIA ST. | 6 | 69 | 4:51 | 14-28 | 3/6:25 | McCrary Jr. 1 yd TD (R) |
| GEORGIA ST. | 5 | 80 | 2:15 | 14-35 | 3/1:25 | Riles 50 yd TD (P) |
| AIR FORCE | 15 | 83 | 8:02 | 0-7 | 1/4:48 | Allen 3 yd TD (R) |
| AIR FORCE | 13 | 75 | 7:17 | 7-14 | 2/00:41 | Medders 4 yd TD (R) |
| AIR FORCE | 8 | 75 | 4:31 | 7-21 | 3/10:28 | Allen 33 yd TD (R) |
| AIR FORCE | 3 | 55 | 1:16 | 7-28 | 3/7:23 | Medders 41 yd TD (R) |
| WYOMING | 10 | 56 | 5:40 | 0-3 | 1/9:20 | Sandvik 37 yd FG |
| WYOMING | 4 | 82 | 1:55 | 0-10 | 1/5:39 | Hughes 53 yd TD (R) |
| WYOMING | 4 | 75 | 1:58 | 3-17 | 2/9:35 | Hughes 24 yd TD (R) |
| WYOMING | 3 | 45 | 00:30 | 9-20 | 2/00:00 | Sandvik 24 yd FG |
| WYOMING | 5 | 75 | 2:33 | 9-27 | 3/10:25 | Hughes 6 yd TD (R) |
| WYOMING | 8 | 75 | 4:04 | 17-34 | 4/14:54 | Hughes 11 yd TD (R) |
| WYOMING | 12 | 76 | 6:38 | 17-41 | 4/6:48 | Sims 11 yd TD (R) |
| HAWAI'I | 12 | 75 | 5:47 | 0-7 | 1/9:13 | Rice 2 yd TD (R) |
| HAWAI'I | 6 | 75 | 3:06 | 7-14 | 1/3:43 | Alejado 13 yd TD (P) |
| HAWAI'I | 5 | 75 | 2:29 | 14-21 | 2/11:17 | Rice 33 yd TD (R) |
| HAWAI'I | 10 | 93 | 4:29 | 14-28 | 2/5:27 | Barfield 1 yd TD (R) |
| HAWAI'I | 5 | 67 | 1:45 | 14-35 | 2/00:23 | Alejado 12 yd TD (P) |
| HAWAI'I | 5 | 35 | 2:36 | 14-42 | 3/7:51 | Rice 5 yd TD (R) |
| HAWAI'I | 11 | 80 | 5:40 | 14-49 | 3/1:12 | Alejado 44 yd TD (P) |
| HAWAI'I | 5 | 18 | 3:00 | 21-56 | 4/3:16 | Fo'ilefutu 6 yd TD (R) |

(R) - Rushing TD
(P) - Receiving TD

| Game | Score | ---1st Downs--- Total | R-P-Pen | Rushing No-Yds-TD | -------Passing------- C-A-I | Yds | TD | Total Off. Pl-Yds | Punts No-Avg | Fum No-L | Penalties No-Yds | 3rd Downs | Time of Poss |
|---|---|---|---|---|---|---|---|---|---|---|---|---|---|
| (9-5-26) NIU | 0 | 7 | 1-5-1 | 31-7-0 | 13-24-1 | 113 | 0 | 55-120 | 11-41.8 | 1-1 | 7-61 | 3-of-15 | 26:09 |
| at #22 Iowa | 40 | 26 | 13-11-2 | 38-289-2 | 21-40-1 | 218 | 2 | 78-507 | 3-43.7 | 0-0 | 7-60 | 6-of-14 | 33:51 |
| (9-12-26) NIU | 24 | 20 | 10-7-3 | 36-112-1 | 23-30-2 | 196 | 1 | 66-308 | 5-35.4 | 0-0 | 9-85 | 6-of-14 | 28:44 |
| vs. Illinois State | 28 | 19 | 8-9-2 | 36-101-1 | 21-27-2 | 153 | 2 | 63-254 | 5-39.6 | 0-0 | 6-77 | 9-of-14 | 31:16 |
| (9-19-26) NIU | 17 | 20 | 7-11-2 | 24-86-1 | 29-43-0 | 255 | 1 | 67-341 | 3-36.3 | 0-0 | 3-15 | 6-of-16 | 29:40 |
| at Arizona | 42 | 22 | 7-15-0 | 27-84-1 | 32-37-1 | 357 | 4 | 64-441 | 1-32.0 | 1-0 | 4-50 | 9-of-11 | 31:20 |
| (9-26-26) NIU | 14 | 24 | 7-15-2 | 31-112-1 | 28-42-0 | 320 | 1 | 73-432 | 4-34.5 | 3-2 | 3-35 | 3-of-13 | 33:11 |
| at Georgia State | 35 | 17 | 6-10-1 | 35-144-1 | 15-22-1 | 198 | 3 | 57-342 | 4-48.2 | 1-1 | 5-53 | 6-of-12 | 26:49 |
| (10-10-26) NIU | 7 | 13 | 5-8-0 | 23-113-1 | 13-20-1 | 140 | 0 | 43-253 | 2-42.5 | 0-0 | 4-35 | 3-of-9 | 20:51 |
| vs. Air Force | 28 | 26 | 25-0-1 | 67-439-4 | 0-1-0 | 0 | 0 | 68-439 | 1-30.0 | 0-0 | 3-24 | 10-of-13 | 39:09 |
| (10-17-26) NIU | 23 | 21 | 9-10-2 | 29-176-1 | 24-44-0 | 216 | 1 | 73-392 | 4-50.5 | 1-0 | 8-90 | 4-of-14 | 29:55 |
| at Wyoming | 41 | 25 | 16-7-2 | 41-314-5 | 16-19-0 | 196 | 0 | 60-510 | 2-53.0 | 0-0 | 3-23 | 5-of-9 | 30:05 |
| (10-24-26) NIU | 21 | 14 | 5-8-1 | 24-95-1 | 17-26-2 | 171 | 2 | 50-266 | 4-46.8 | 3-3 | 5-55 | 1-of-8 | 22:16 |
| vs. Hawai'i | 56 | 24 | 10-11-3 | 42-175-5 | 23-34-1 | 329 | 3 | 76-504 | 3-45.0 | 0-0 | 7-61 | 9-of-15 | 37:44 |
| (10-31-26) NIU at UNLV | | | | | | | | | | | | | |
| (11-7-26) NIU at San Jose State | | | | | | | | | | | | | |
| (11-14-26) NIU vs. Nevada | | | | | | | | | | | | | |
| (11-21-26) NIU at North Dakota State | | | | | | | | | | | | | |
| (11-28-26) NIU vs. UTEP | | | | | | | | | | | | | |

## — NIU in the NCAA and Mountain West Rankings —

| TEAM CATEGORY | Avg./No. | NCAA | MW |
|---|---|---|---|
| Total Offense | 301.7 | 129 | 9 |
| Rushing Offense | 100.1 | 132 | 9 |
| Passing Offense | 201.6 | 96 | 3 |
| Passing Efficiency | 119.36 | 120 | 7 |
| Completion Percentage | 0.642 | 58 | 2 |
| Scoring Offense | 15.1 | 135 | 9 |
| First Downs Offense | 119 | 129 | 9 |
| Red Zone Offense | 0.500 | 138 | 10 |
| Total Defense | 428.1 | 118 | 10 |
| Rushing Defense | 220.9 | 135 | 10 |
| Pass Efficiency Defense | 157.82 | 131 | 9 |
| Passing Yards Allowed | 207.3 | 65 | 9 |
| Scoring Defense | 38.6 | 136 | 10 |
| Red Zone Defense | 0.833 | 65 | 6 |
| First Downs Defense | 159 | 113 | 8 |
| Net Punting | 33.61 | 136 | 10 |
| Punt Returns | 9.86 | 62 | 4 |
| Punt Return Defense | 20.82 | 131 | 10 |
| Kickoff Returns | 14.11 | 131 | 10 |
| Kickoff Return Defense | 39.00 | 138 | 10 |
| Turnover Margin | -0.71 | 120 | 9 |
| Turnovers Gained | 7 | 94 | 7 |
| Turnovers Lost | 12 | 114 | 9 |
| Passes Had Intercepted | 6 | 78 | 5 |
| Passes Intercepted | 6 | 46 | 5 |

| TEAM CATEGORY | Avg./No. | NCAA | MW |
|---|---|---|---|
| Fumbles Lost | 6 | 114 | 10 |
| Fumbles Recovered | 1 | 127 | 8 |
| Sacks | 1.14 | 120 | 9 |
| Tackles for Loss | 3.6 | 130 | 9 |
| Sacks Allowed | 3.29 | 134 | 9 |
| Tackles for Loss Allowed | 6.00 | 109 | 9 |
| Time of Possession | 27:15 | 120 | 9 |
| Fewest Penalties/Game | 5.57 | 36 | 3 |
| Fewest Penalty Yards/Game | 53.71 | 54 | 4 |
| Third Down Conversion Pct. | .292 | 135 | 9 |
| Third Down Conv. Pct. Defense | .614 | 138 | 10 |
| Fourth Down Conversion Pct. | .529 | 77 | 8 |
| Fourth Down Conv. Pct. Defense | .444 | 39 | 2 |
| **Individuals (Top 60 Nationally)** | | | |
| Taron Dickens, Completion Percentage | .657 | 45 | 1 |
| Taron Dickens, Completions/Game | 19.71 | 34 | 2 |
| Yassine Falke, Interceptions/Game | 0.57 | 3 | 1 |
| Jake Ference, Punting | 42.4 | 56 | 6 |
| Telly Johnson Jr., Rushing Yds./Carry | 5.28 | 50 | 5 |
| Telly Johnson Jr., Rushing Yds./Game | 71.7 | 65 | 6 |
| DeAree Rogers, Punt Ret. Yds./Game | 12.2 | 30 | 3 |
| DeAree Rogers, Receptions/Game | 8.14 | 4 | 1 |
| DeAree Rogers, Receiving Yards/Game | 76.7 | 37 | 1 |
| DeAree Rogers, Receiving TDs | 4 | 51 | 2 |

# 2026 INDIVIDUAL GAME-BY-GAME STATS

## Rushing

| Player | No-Yds/TD | Iowa | ILS | UA | GSU | USAFA | UW | Hawaii |
|---|---|---|---|---|---|---|---|---|
| Telly Johnson Jr. | 95-502/4 | 8-16/0 | 22-83/1 | 12-69/0 | 15-85/1 | 8-47/1 | 16-139/1 | 14-63/0 |
| Taron Dickens | 47-14/0 | 6--19/0 | 5--16/0 | 7-9/0 | 9--26/0 | 7-33/0 | 8-11/0 | 5-22/0 |
| Elijah Porter | 33-120/2 | 3-6/0 | 5-35/0 | 4-8/1 | 4-10/0 | 8-33/0 | 4-18/0 | 5-10/1 |
| Jalen Macon | 10--1/0 | 8--4/0 | 2-3/0 | DNP | - | - | - | DNP |
| Jaiduan Cranford | 9-67/0 | 2-9/0 | 2-7/0 | 1-0/0 | 3-43/0 | DNP | 1-8/0 | DNP |
| Triston White | 2-2/0 | 2-2/0 | DNP | - | - | - | - | - |
| Cam Thompson | 1-0/0 | 1-0/0 | - | - | - | - | - | - |

## Receiving

| Player | No-Yds/TD | Iowa | ILS | UA | GSU | USAFA | UW | Hawaii |
|---|---|---|---|---|---|---|---|---|
| DeAree Rogers | 57-537/4 | 1-3/0 | 11-74/1 | 10-68/0 | 9-107/1 | 7-81/0 | 11-89/0 | 8-115/2 |
| La'Don Bryant | 25-316/1 | 4-42/0 | 2-47/0 | 2-26/0 | 6-70/0 | 3-35/0 | 4-66/1 | 4-30/0 |
| Cam Thompson | 15-157/1 | 1-0/0 | - | 3-62/1 | 5-46/0 | 1-7/0 | 4-36/0 | 1-6/0 |
| George Dimopoulos | 11-114/0 | - | 3-26/0 | - | 3-51/0 | 1-11/0 | 1-9/0 | 3-17/0 |
| Telly Johnson Jr. | 11-46/0 | 2-3/0 | 2-10/0 | 1-2/0 | 3-26/0 | 1-6/0 | 2--1/0 | - |
| Elijah Porter | 6-27/0 | - | 2-9/0 | 1--5/0 | 2-20/0 | - | - | 1-3/0 |
| Rickey Taylor Jr. | 5-57/0 | DNP | DNP | 5-57/0 | DNP | DNP | DNP | DNP |
| Kelan McInerney | 4-60/0 | 3-55/0 | - | 1-5/0 | - | DNP | - | - |
| Jason Fowler | 3-25/0 | - | 2-25/0 | 1-0/0 | - | - | DNP | DNP |
| Glen Weber | 3-15/0 | 2-10/0 | 1-5/0 | DNP | DNP | - | - | - |
| Zaire McKinney | 2-17/0 | - | - | 2-17/0 | DNP | - | DNP | - |
| Liam Russo | 2-15/0 | DNP | - | 2-15/0 | - | DNP | - | - |
| Afy Ibekwe | 1-13/0 | - | - | DNP | DNP | DNP | 1-13/0 | - |
| Joe Stein | 1-8/0 | - | - | 1-8/0 | - | - | - | - |
| Kenji Lewis | 1-4/0 | - | - | - | - | DNP | 1-4/0 | DNP |

## Passing Game-by-Game

| #2 Brady Davidson | Comp | Att | Int | Pct | Yards | TD | Long | Sacked | Effic. |
|---|---|---|---|---|---|---|---|---|---|
| Arizona | 4 | 6 | 0 | 66.7 | 27 | 0 | 20 | 0-0 | 104.5 |
| **Totals** | **4** | **6** | **0** | **66.7** | **27** | **0** | **20** | **0-0** | **104.5** |

| #5 Taron Dickens | Comp | Att | Int | Pct | Yards | TD | Long | Sacked | Effic. |
|---|---|---|---|---|---|---|---|---|---|
| Iowa | 9 | 14 | 1 | 64.3 | 96 | 0 | 22 | 4-21 | 107.6 |
| Illinois St. | 22 | 27 | 1 | 81.5 | 193 | 1 | 36 | 2-20 | 146.3 |
| Arizona | 25 | 37 | 0 | 67.6 | 228 | 1 | 52 | 2-12 | 128.2 |
| Georgia St. | 28 | 42 | 0 | 66.7 | 320 | 1 | 36 | 6-41 | 138.5 |
| Air Force | 13 | 20 | 1 | 65.0 | 140 | 0 | 22 | 1-5 | 113.8 |
| Wyoming | 24 | 44 | 0 | 54.5 | 216 | 1 | 34 | 5-24 | 103.3 |
| Hawaii | 17 | 26 | 2 | 65.4 | 171 | 2 | 49 | 0-0 | 130.6 |
| **Totals** | **138** | **210** | **5** | **65.7** | **1364** | **6** | **52** | **20-123** | **124.9** |

| #14 Jalen Macon | Comp | Att | Int | Pct | Yards | TD | Long | Sacked | Effic. |
|---|---|---|---|---|---|---|---|---|---|
| Iowa | 4 | 10 | 0 | 40.0 | 17 | 0 | 9 | 2-17 | 54.3 |
| Illinois St. | 1 | 3 | 1 | 33.3 | 3 | 0 | 3 | 1-3 | -24.9 |
| **Totals** | **5** | **13** | **1** | **38.5** | **20** | **0** | **9** | **3-20** | **36.0** |



NCAA LIVESTATS BY GENIUS SPORTS

# 2026 INDIVIDUAL GAME-BY-GAME STATS

**Total Tackles**

| Player | S-A | Total | Iowa | ILS | UA | GSU | USAFA | UW | Hawaii |
|---|---|---|---|---|---|---|---|---|---|
| Jack Murray | 23-27 | 50 | 3-3 | 3-9 | 3-2 | 1-2 | 6-4 | 4-3 | 3-4 |
| Brady Kerperin | 23-26 | 49 | 1-2 | 1-0 | 0-5 | 3-7 | 8-2 | 4-7 | 6-3 |
| Kyon Conyers | 26-21 | 47 | 1-5 | 6-2 | 4-3 | 4-2 | 4-5 | 3-3 | 4-1 |
| Avery Jones | 25-15 | 40 | 1-2 | 8-0 | 2-1 | 4-2 | 4-2 | 1-6 | 5-2 |
| Jashawn Nelson | 20-16 | 36 | 7-3 | 3-5 | 4-3 | - | 6-4 | - | 0-1 |
| Yassine Falke | 11-13 | 24 | 2-1 | 2-0 | 1-4 | 1-2 | 0-1 | 3-5 | 2-0 |
| Malik Armstrong | 14-8 | 22 | 5-1 | 2-2 | 0-4 | 1-0 | 3-1 | 2-0 | 1-0 |
| Aaron Warren | 12-10 | 22 | 1-0 | 3-3 | 2-1 | 2-1 | 4-2 | 0-2 | 0-1 |
| Liam Lindo | 12-8 | 20 | 2-0 | 1-0 | 4-1 | - | 0-1 | 3-1 | 2-5 |
| Marshall Washington, Jr. | 8-8 | 16 | 2-0 | 0-1 | 3-4 | - | DNP | 0-1 | 3-2 |
| Andruw Ellis | 8-8 | 16 | 1-0 | - | 1-2 | - | 0-2 | 4-1 | 2-3 |
| Kole Sneed | 8-7 | 15 | 1-0 | - | 1-0 | 2-3 | 1-2 | 1-2 | 2-0 |
| Montrel Canion | 2-13 | 15 | - | 0-3 | 0-1 | 1-4 | 0-1 | 0-3 | 1-1 |
| Jay'shon Thomas | 6-7 | 13 | 2-1 | 0-3 | 3-2 | 1-1 | DNP | DNP | DNP |
| Amari Washington | 5-8 | 13 | 0-2 | 1-1 | 0-2 | - | 1-1 | 0-1 | 3-1 |
| Dev'ion Reynolds | 6-2 | 8 | 1-0 | DNP | DNP | 3-0 | 1-0 | 1-2 | - |
| Fawzy Omotoso | 6-2 | 8 | 1-1 | 1-0 | - | 1-0 | 3-0 | 0-1 | - |
| Champ Smith III | 6-1 | 7 | DNP | 1-0 | - | 0-1 | - | 2-0 | 3-0 |
| Matthew Scarlett | 5-2 | 7 | 2-1 | 1-1 | - | - | 2-0 | - | DNP |
| Romelo Walker | 4-3 | 7 | 3-2 | DNP | DNP | 0-1 | 1-0 | - | - |
| Jordan Bellamy | 2-5 | 7 | - | 0-1 | 1-1 | 0-1 | 0-1 | 0-1 | 1-0 |
| Jacob McGhee | 4-2 | 6 | 1-1 | 1-0 | 0-1 | 1-0 | - | 1-0 | - |
| JT King | 2-4 | 6 | - | 0-1 | 0-1 | 0-1 | 2-1 | DNP | - |
| Cooper Mau | 1-5 | 6 | 0-4 | - | - | 1-1 | - | - | DNP |
| James Bradley | 3-1 | 4 | 1-0 | DNP | - | 2-1 | DNP | - | DNP |
| Micah Cook | 1-3 | 4 | 0-1 | DNP | DNP | DNP | DNP | 1-0 | 0-2 |
| Elijah Porter | 2-0 | 2 | 1-0 | - | - | - | - | 1-0 | - |
| Trey Porter | 2-0 | 2 | 1-0 | - | - | - | - | - | 1-0 |
| Cam Thompson | 1-0 | 1 | - | - | - | - | - | - | 1-0 |
| George Dimopoulos | 1-0 | 1 | 1-0 | - | - | - | - | - | - |
| Broderick Windham | 1-0 | 1 | 1-0 | - | - | - | - | - | - |
| Telly Johnson Jr. | 1-0 | 1 | - | - | - | - | - | - | 1-0 |
| Chevez Trask | 1-0 | 1 | - | DNP | - | - | 1-0 | - | - |

## THE LAST TIME A HUSKIE TEAM...

| | |
|---|---|
| DEFEATED A RANKED OPPONENT | 16-14 at No. 5 Notre Dame (9-7-24) |
| RECORDED A SHUTOUT | 24-0 vs. Western Michigan (11-14-23) |
| SHUTOUT AN OPPONENT FOR A HALF | 1st at UMass (11-12-25) |
| HAD AT LEAST 25 FIRST DOWNS | 25 vs. Toledo (10-19-24) |
| HAD AT LEAST 30 FIRST DOWNS | 30 vs. Western Illinois (8-31-24) |
| HAD AT LEAST 35 FIRST DOWNS | 35 vs. Ball State (10-10-15) |
| HAD AT LEAST 40 FIRST DOWNS | 43 vs. Ball State (11-15-11) |
| SCORED 40 OR MORE POINTS | 45 at Western Michigan (11-6-24) |
| SCORED 45 OR MORE POINTS | 45 at UMass (11-12-25) |
| SCORED 50 OR MORE POINTS | 54 vs. Western Illinois (8-31-24) |
| SCORED 60 OR MORE POINTS | 63 vs. Ball State (11-9-17) |
| SCORED A SAFETY | Michael Kennedy, tackled RB in end zone at Eastern Michigan (12-12-20) |
| SCORED TWO OR MORE DEFENSIVE TOUCHDOWNS | 2 (Fumble Recovery in End Zone; INT Return) vs. Akron (10-26-19) |
| **GAINED 200 OR LESS YARDS OF TOTAL OFFENSE** | **120 at No. 22 Iowa (9-5-26)** |
| GAINED 500 OR MORE YARDS OF TOTAL OFFENSE | 706 vs. Western Illinois (8-31-24) |
| GAINED 600 OR MORE YARDS OF TOTAL OFFENSE | 706 vs. Western Illinois (8-31-24) |
| **GAINED 100 OR LESS YARDS RUSHING** | **95 vs. Hawai'i (10-24-26)** |
| GAINED 300 OR MORE YARDS RUSHING | 307 vs. Kent State (11-28-25) |
| GAINED 400 OR MORE YARDS RUSHING | 433 vs. Miami (10-18-14) |
| THREW FOR LESS THAN 100 YARDS | 27 vs. Kent State (11-28-25) |
| **THREW FOR MORE THAN 300 YARDS** | **320 at Georgia State (9-26-26)** |
| **DID NOT COMMIT A TURNOVER** | **at Wyoming (10-17-26)** |
| HAD A SUCCESSFUL ON-SIDE KICK | 2 vs. Toledo (10-8-22) |
| HAD 40 MINUTES TIME OF POSSESSION | vs. Arkansas State, Camellia Bowl (12-23-23) |
| **HELD OPPONENT TO 100 YARDS OR LESS RUSHING** | **84 yards at Arizona (9-19-26)** |
| HELD OPPONENT TO 50 YARDS OR LESS RUSHING | 50 yards vs. Akron (11-13-24) |
| HELD OPPONENT TO NEGATIVE YARDS RUSHING | (-11) at Miami (10-24-09) |
| HELD OPPONENT TO 100 YARDS OR LESS PASSING | 32 vs. Western Michigan (11-19-25) |
| HELD OPPONENT TO 200 YARDS OR LESS TOTAL OFFENSE | 171 at NC State (9-28-24) |
| HELD OPPONENT TO 150 YARDS OR LESS TOTAL OFFENSE | 145 vs. Akron (10-26-19) |
| HELD OPPONENT TO 100 YARDS OR LESS TOTAL OFFENSE | 64 vs. Kent State (10-8-11) |
| HELD AN OPPONENT WITHOUT A TOUCHDOWN | at UMass (11-12-25) |
| WAS INVOLVED IN AN OVERTIME GAME | W, 28-20 (2OT) vs. Fresno State, Famous Idaho Potato Bowl (12-23-24) |



## THE LAST TIME A HUSKIE OPPONENT...

| | |
|---|---|
| **HAD 35 MINUTES OF POSSESSION** | **37:44, Hawai'i (10-24-26)** |
| **RETURNED A KICKOFF FOR A TOUCHDOWN** | **100 yards, Isaiah Stone of Georgia State (9-26-26)** |
| **RETURNED A PUNT FOR A TOUCHDOWN** | **69 yards, Caleb Smith of Arizona (9-19-26)** |
| **RETURNED AN INTERCEPTION FOR A TOUCHDOWN** | **46 yards, Jack Oliver of Illinois State (9-12-26)** |
| RETURNED A FUMBLE FOR A TOUCHDOWN | 91 yards, Jalen Thomeson of Ohio (10-19-25) |
| SCORED A SAFETY | Miami (10-4-25), blocked punt out of end zone |
| BLOCKED A PUNT | Jermaine Agee of Miami (10-4-25) |
| BLOCKED A PUNT FOR A TOUCHDOWN | Noel Roach (block)/Terence Thomas (recovered ball in end zone) of Akron (11-13-24) |
| BLOCKED A FIELD GOAL | Corey Suttle of Miami (11-19-24) |
| BLOCKED A PAT KICK | Mayo Bola of Western Illinois (8-31-24) |
| **MISSED A PAT KICK (not blocked)** | **Caden Buhr of No. 22 Iowa (9-5-26)** |
| **SHUT OUT THE HUSKIES** | **No. 22 Iowa 40, NIU 0 (9-5-26)** |
| **SHUT OUT THE HUSKIES FOR A HALF** | **2nd, Air Force (10-10-26)** |
| **PASSED FOR 300 OR MORE YARDS** | **323, Micah Alejado of Hawai'i (10-24-26)** |
| PASSED FOR 400 OR MORE YARDS | 403, John Paddock of Ball State (10-1-22) |
| **RUSHED FOR 100 OR MORE YARDS** | **183, Tyler Hughes of Wyoming (10-17-26)** |
| RUSHED FOR 200 OR MORE YARDS | 202, Marion Lukes of Central Michigan (10-31-23) |
| HAD A RUSH OF 60 YARDS OR LONGER | 66, Duncan Brune of Ohio (10-18-25) |
| **TWO OR MORE PLAYERS RUSHED FOR 100 YARDS** | **114, Evan Medders; 100, Owen Allen of Air Force (10-10-26)** |
| HAD 10 OR MORE RECEPTIONS | 10, Chase Hendricks of Ohio (10-18-25) |
| **HAD 100 OR MORE RECEIVING YARDS** | **114, Rodshaun Dorsey of Georgia State (9-26-26)** |
| HAD 200 OR MORE RECEIVING YARDS | 206, Skyy Moore of Western Michigan (11-23-21) |

## THE LAST TIME A HUSKIE PLAYER...

| | |
|---|---|
| RETURNED THE OPENING KICKOFF FOR A TD | Aregeros Turner (97 yards) vs. Buffalo (10-22-16) |
| RETURNED A KICKOFF FOR A TOUCHDOWN | Dev'ion Reynolds (96 yards) vs. Holy Cross (8-30-25) |
| RETURNED A PUNT FOR A TOUCHDOWN (NOT BLOCKED) | Dane Pardridge (55 yards) vs. Western Michigan (11-14-23) |
| **RETURNED AN INTERCEPTION FOR A TOUCHDOWN** | **30 yards, Andruw Ellis vs. Illinois State (9-12-26)** |
| RETURNED A FUMBLE FOR A TOUCHDOWN | Jacob Finley (0 yards) at Kent State (11-25-23) |
| SCORED A SAFETY | Michael Kennedy (tackled RB in end zone) at Eastern Michigan (12-12-20) |
| A NON-QB THREW A TOUCHDOWN PASS | WR George Dimopoulos (25 yds to WR Dane Pardridge) vs. Fresno State, Famous Idaho Potato Bowl (12-23-24) |
| A NON-QB COMPLETED A PASS | WR George Dimopoulos (25 yds to WR Dane Pardridge) vs. Fresno State, Famous Idaho Potato Bowl (12-23-24) |
| **BLOCKED A PUNT** | **Austin Tillman vs. Illinois State (9-12-26)** |
| BLOCKED TWO PUNTS IN A GAME | Jordan Delegal (2) at Ball State (11-20-10) |
| BLOCKED A PUNT FOR A TOUCHDOWN | Corey Lersch blocked; Adam Buirge scored on a three-yard return at Ohio (10-12-19) |
| BLOCKED A FIELD GOAL | Santana Banner at Ball State (10-26-24) |
| BLOCKED A PAT KICK | Cade Haberman vs. Central Michigan (11-30-24) |
| CONVERTED A FAKE FG FOR A TOUCHDOWN | Kanon Woodill 32 yard pass from Tom Foley vs. Arkansas State (12-23-23) |
| RAN A SUCCESSFUL FAKE PUNT | Andrew Haidet to Messiah Travis (8-yard pass) at Western Michigan (11-28-20) |
| MISSED A PAT KICK (not blocked) | Andrew Glass vs. Holy Cross (8-30-25) |
| **CONVERTED A TWO-POINT ATTEMPT** | **George Dimopoulos rush at Wyoming (10-17-26)** |
| **FAILED TO CONVERT A TWO-POINT ATTEMPT** | **Taron Dickens pass failed at Wyoming (10-17-26)** |

# THE LAST TIME A HUSKIE PLAYER...

| | |
|---|---|
| **PASSED FOR 300 OR MORE YARDS** | **Taron Dickens (320) at Georgia State (9-26-26)** |
| PASSED FOR 400 OR MORE YARDS | Rocky Lombardi (532) at Kent State (11-3-21) - *NIU SCHOOL RECORD* |
| THREW FOUR OR MORE TD PASSES IN A GAME | Ethan Hampton (5) vs. Western Illinois (8-31-24) |
| THREW FIVE OR MORE TD PASSES IN A GAME | Ethan Hampton (5) vs. Western Illinois (8-31-24) |
| COMPLETED A 60-YARD PASS | Jalen Macon (67) to Elijah Porter (TD) at UMass (11-12-25) |
| COMPLETED A 70-YARD PASS | Ethan Hampton (83) to Antario Brown (TD) vs. Notre Dame (9-7-24) |
| COMPLETED AN 80-YARD PASS | Ethan Hampton (83) to Antario Brown (TD) vs. Notre Dame (9-7-24) |
| **RUSHED FOR 100 OR MORE YARDS** | **Telly Johnson Jr. (139) at Wyoming (10-17-26)** |
| RUSHED FOR 200 OR MORE YARDS | Antario Brown (280) at Akron (10-7-22) |
| RUSHED FOR 300 OR MORE YARDS | Jordan Lynch (321) vs. Western Michigan (11-26-13) - *Set NCAA QB RECORD* |
| HAD A RUSH OF 60 YARDS OR LONGER | Telly Johnson Jr. (74, TD) at Maryland (9-5-25) |
| HAD A RUSH OF 70 YARDS OR LONGER | Lazaro Rogers (76, TD) vs. Miami (10-4-25) |
| HAD A RUSH OF 80 YARDS OR LONGER | Telly Johnson Jr. (80) at Eastern Michigan (10-11-25) |
| CONSECUTIVE GAMES RUSHING FOR 100 YARDS OR MORE | Telly Johnson Jr., 2 games (at WMU, 11-6-24; vs. Akron, 11-13-24) |
| RUSHED FOR FOUR OR MORE TOUCHDOWNS IN A GAME | Antario Brown (4) at Akron (10-7-23) |
| RUSHED FOR TWO OR MORE TDS IN CONSECUTIVE GAMES | Tre Harbison vs. Ball State (2), Ohio (3) - (10-5-19, 10-12-19) |
| TWO PLAYERS RUSHED FOR 100 YARDS, SAME GAME | Chavon Wright (166) & Telly Johnson Jr. (100) vs. Ball State (10-25-25) |
| TWO PLAYERS HAD 100 RECEIVING YARDS, SAME GAME | Trayvon Rudolph (108) and Cole Tucker (103) vs. Ball State (11-10-21) |
| QB RUSHED FOR 150 YARDS OR MORE | Marcus Childers (169) vs. Ohio (10-13-18) |
| **HAD 10 OR MORE RECEPTIONS** | **DeAree Rogers (11) at Wyoming (9-19-26)** |
| **HAD 100 OR MORE RECEIVING YARDS** | **DeAree Rogers (115) vs. Hawai'i (10-24-26)** |
| HAD 200 OR MORE RECEIVING YARDS | Trayvon Rudolph (309) at Kent State (11-3-21) - NIU SCHOOL RECORD |
| **CAUGHT TWO TOUCHDOWN PASSES IN A GAME** | **DeAree Rogers (2) vs. Hawai'i (10-24-26)** |
| CAUGHT THREE OR MORE TOUCHDOWN PASSES IN A GAME | Trayvon Rudolph (3) at Kent State (11-3-21) |
| HAD 200 RUSHING AND 200 PASSING YARDS IN A GAME | Chandler Harnish (229 rushing/203 passing) vs. Western Michigan (10-15-11) |
| HAD 100 RUSHING AND 100 RECEIVING YARDS IN A GAME | Garrett Wolfe (171 rushing/114 receiving) at Ohio State (9-2-06) |
| SCORED THREE OR MORE TOUCHDOWNS IN A GAME | Jalen Macon (3 rushing) at UMass (11-12-25) |
| INTERCEPTED TWO OR MORE PASSES IN A GAME | Eric Rogers (2) vs. Eastern Illinois (9-1-22) |
| SCORED A RUSHING AND RECEIVING TD IN A GAME | Gavin Williams (1 rushing, 1 receiving) at Western Michigan (11-6-24) |
| KICKED A FG OF 50 OR MORE YARDS | 50 yards, Andrew Glass at Toledo (11-5-25) |
| SCORED 15 OR MORE POINTS KICKING | 15, John Richardson at Eastern Michigan (10-15-22) |
| MADE FOUR OR MORE FIELD GOALS IN A GAME | 4, John Richardson vs. Akron (11-26-22) |
| HAD THREE OR MORE SACKS IN A GAME | Neveah Sanders (3) vs. Buffalo (9-21-24) |
| **HAD 10+ TACKLES IN A GAME** | **Brady Kerperin (11) at Wyoming (10-17-26)** |
| HAD 15+ TACKLES IN A GAME | Quinn Urwiler (16) vs. San Diego State (9-27-25) |
| **MULTIPLE PLAYERS WITH 10+ TACKLES IN A GAME** | **Brady Kerperin (10), Jack Murray (10) & Jashawn Nelson (10) vs. Air Force (10-10-26)** |





## NIU 2026 TEAM HIGHS & LOWS

| | HIGH | LOW |
|---|---|---|
| **Points, Game** | 24 vs. Illinois State (9-12) | 0 at Iowa (9-5) |
| **Points, Half** | 17, 2x (M.R. 2H at Wyoming, 10-17) | 0, 4x (M.R. 2H vs. Air Force, 10-10) |
| **Points, Quarter** | 17 (2Q) vs. Illinois State (9-12) | 0, 15x (M.R. 3Q vs. Hawai'i, 10-24) |
| **First Downs** | 24 at Georgia State (9-26) | 7 at Iowa (9-5) |
| **Rushing Yards** | 176 at Wyoming (10-17) | 7 at Iowa (9-5) |
| **Rushing Attempts** | 36 vs. Illinois State (9-12) | 24 vs. Hawai'i (10-24) |
| **Passing Yards** | 320 at Georgia State (9-26) | 113 at Iowa (9-5) |
| **Pass Attempts** | 44 at Wyoming (10-17) | 20 vs. Air Force (10-10) |
| **Pass Completions** | 29 at Arizona (9-19) | 13, 2x (M.R. vs. Air Force, 10-10) |
| **Total Offensive Plays** | 73, 2x (M.R. at Wyoming, 10-17) | 43 vs. Air Force (10-10) |
| **Total Offense Yards** | 432 at Georgia State (9-26) | 120 at Iowa (9-5) |
| **Punts** | 11 at Iowa (9-5) | 2 vs. Air Force (10-10) |
| **Penalties** | 9 vs. Illinois State (9-12) | 3, 2x (M.R. at Georgia State, 9-26) |
| **Turnovers Lost** | 5 vs. Hawai'i (10-24) | 0, 2x (M.R. at Wyoming, 10-17) |
| **Sacks (By Defense)** | 4 at Arizona (9-19) | 0, 4x (M.R. vs. Hawai'i, 10-24) |
| **Time of Possession** | 33:11 at Georgia State (9-26) | 20:51 vs. Air Force (10-10) |

## OPPONENTS 2026 TEAM HIGHS & LOWS

| | HIGH | LOW |
|---|---|---|
| **Points, Game** | 56 vs. Hawai'i (10-24) | 28, 2x (M.R. vs. Air Force, 10-10) |
| **Points, Half** | 35 (1H) vs. Hawai'i (10-24) | 7, 2x (M.R. 2H vs. Illinois State, 9-12) |
| **Points, Quarter** | 21, 2x (M.R. 2Q vs. Hawai'i, 10-24) | 0, 4x (M.R. 4Q vs. Air Force, 10-10) |
| **First Downs** | 26, 2x (M.R. vs. Air Force, 10-10) | 17 at Georgia State (9-26) |
| **Rushing Yards** | 439 vs. Air Force (10-10) | 84 at Arizona (9-19) |
| **Rushing Attempts** | 67 vs. Air Force (10-10) | 27 at Arizona (9-19) |
| **Passing Yards** | 357 at Arizona (9-19) | 0 vs. Air Force (10-10) |
| **Pass Attempts** | 40 at Iowa (9-5) | 1 vs. Air Force (10-10) |
| **Pass Completions** | 32 at Arizona (9-19) | 0 vs. Air Force (10-10) |
| **Total Offensive Plays** | 78 at Iowa (9-5) | 57 at Georgia State (9-26) |
| **Total Offense Yards** | 510 at Wyoming (10-17) | 254 vs. Illinois State (9-12) |
| **Punts** | 5 vs. Illinois State (9-12) | 1, 2x (M.R. vs. Air Force, 10-10) |
| **Penalties** | 7, 2x (M.R. vs. Hawai'i, 10-24) | 3, 2x (M.R. at Wyoming, 10-17) |
| **Turnovers Lost** | 2, 2x (M.R. at Georgia State, 9-26) | 0, 2x (M.R. at Wyoming, 10-17) |
| **Sacks (By Defense)** | 6, 2x (M.R. at Georgia State, 9-26) | 0 vs. Hawai'i (10-24) |
| **Time of Possession** | 39:09 vs. Air Force (10-10) | 26:49 at Georgia State (9-26) |

## NIU 2026 IND. HIGHS

| | |
|---|---|
| **Rushing Attempts:** | 22, Telly Johnson Jr. vs. Illinois State (9-12) |
| **Net Rushing Yards:** | 139, Telly Johnson Jr. at Wyoming (10-17) |
| **Rushing TDs:** | 1, Telly Johnson Jr. 4x (M.R. at Wyoming, 10-17)<br>1, Elijah Porter 2x (M.R. vs. Hawai'i, 10-24) |
| **Long TD Run:** | 14 yds., Telly Johnson Jr. at Georgia State (9-26) |
| **Non-Scoring Run:** | 28 yds., Telly Johnson Jr. at Wyoming (10-17) |
| **Passes Attempted:** | 44, Taron Dickens at Wyoming (10-17) |
| **Passes Completed:** | 25, Taron Dickens at Georgia State (9-26) |
| **Passing Yards:** | 320, Taron Dickens at Georgia State (9-26) |
| **Passes Had Intercepted:** | 2, Taron Dickens vs. Hawai'i (10-24) |
| **Completion Percentage:** | 81.5 (22-27), Taron Dickens vs. Illinois State (9-12) |
| **TD Passes:** | 2, Taron Dickens vs. Hawai'i (10-24) |
| **Long TD Pass:** | 52, T. Dickens to C. Thompson at Arizona (9-19) |
| **Non-Scoring Pass:** | 36 yds., T. Dickens to L. Bryant vs. Illinois State (9-12)<br>36 yds., T. Dickens to G. Dimopoulos at Georgia State (9-26) |
| **Receptions:** | 11, DeAree Rogers, 2x (M.R. at Wyoming, 10-17) |
| **Receiving Yards:** | 115, DeAree Rogers vs. Hawai'i (10-24) |
| **Receiving TDs:** | 2, DeAree Rogers vs. Hawai'i (10-24) |
| **Punt Returns (not blocks):** | 4, DeAree Rogers vs. Illinois State (9-12) |
| **Punt Return Yards:** | 59, DeAree Rogers vs. Illinois State (9-12) |
| **Punt Return, Long:** | 26 yds., DeAree Rogers vs. Illinois State (9-12) |
| **Kickoff Returns:** | 2, Dev'ion Reynolds at Iowa (9-5)<br>2, Elijah Porter at Georgia State (9-26) |
| **Kickoff Return Yards:** | 22, Dev'ion Reynolds at Iowa (9-5) |
| **Kickoff Return, Long:** | 24, Elijah Porter at Georgia State (9-26) |
| **Total Plays:** | 52, Taron Dickens at Wyoming (10-17) |
| **Total Offensive Yards:** | 294, Taron Dickens at Georgia State (9-26) |
| **All-Purpose Attempts:** | 18, Telly Johnson Jr. at Georgia State (9-26) |
| **All-Purpose Yards:** | 140, DeAree Rogers vs. Hawai'i (10-24) |
| **Points & Touchdowns:** | 1 2 & 2, DeAree Rogers vs. Hawai'i (10-24) |
| **Points Kicking:** | 9, JJ Schlenhardt at Wyoming (10-17) |
| **Field Goals Attempted:** | 3, JJ Schlenhardt 2x (M.R. at Wyoming, 10-17) |
| **Field Goals Made:** | 3, JJ Schlenhardt at Wyoming (10-17) |
| **Longest Field Goal Attempt:** | 54, JJ Schlenhardt at Arizona (9-19) |
| **Longest Field Goal Made:** | 46, JJ Schlenhardt at Wyoming (10-17) |
| **Punts:** | 11, Jake Ference at Iowa (9-5) |
| **Best Punting Average (min. 2):** | 50.5, Jake Ference at Wyoming (10-17) |
| **Longest Punt:** | 55, Jake Ference 3x (M.R. at Wyoming, 10-17) |
| **Tackles:** | 12, Jack Murray vs. Illinois State (9-12) |
| **Tackles for Loss:** | 2.0, Avery Jones vs. Illinois State (9-12) |
| **Sacks:** | 2.0, Avery Jones vs. Illinois State (9-12) |
| **Interceptions:** | 1, Yassine Falke, 4x (M.R. vs. Hawai'i, 10-24)<br>1, Andruw Ellis vs. Illinois State (9-12)<br>1, Kyon Conyers at Georgia State (9-26) |
| **Long Interception Return:** | 41 yds., Kyon Conyers at Georgia State (9-26) |
| **INT Return, TD:** | 30 yds., Andruw Ellis vs. Illinois State (9-12) |
| **Fumbles Forced:** | 1, Dev'ion Reynolds at Georgia State (9-26) |
| **Fumbles Recovered:** | 1, Andruw Ellis at Georgia State (9-26) |
| **Long Fumble Return:** | --- |

## OPPONENTS 2026 IND. HIGHS

| | |
|---|---|
| **Rushing Attempts:** | 21, Lanear McCrary Jr. of Georgia State (9-26) |
| **Net Rushing Yards:** | 183, Kamari Moulton of Iowa (9-5)<br>183, Tyler Hughes of Wyoming (10-17) |
| **Rushing TDs:** | 4, Tyler Hughes of Wyoming (10-17) |
| **Long TD Run:** | 53, Tyler Hughes of Wyoming (10-17) |
| **Non-Scoring Run:** | 30, Lanear McCrary Jr. of Georgia State (9-26) |
| **Passes Attempted:** | 34, Noah Fifita of Arizona (9-19) |
| **Passes Completed:** | 31, Noah Fifita of Arizona (9-19) |
| **Passes Had Intercepted:** | 1, 6 players |
| **Completion Percentage:** | 91.2 (31-34), Noah Fifita of Arizona (9-19) |
| **Passing Yards:** | 325, Noah Fifita of Arizona (9-19) |
| **TD Passes:** | 4, Noah Fifita of Arizona (9-19) |
| **Long TD Pass:** | 50, D. Riles to R. Dorsey, Georgia State (9-26) |
| **Non-Scoring Pass:** | 62, M. Alejado to C. Barfield, Hawai'i (10-24) |
| **Receptions:** | 8, Dylan Lord of Illinois State (9-12) |
| **Receiving Yards:** | 114, Rodshaun Dorsey of Georgia State (9-26) |
| **Receiving TDs:** | 2, Rodshaun Dorsey of Georgia State (9-26)<br>2, Frank Abreu of Hawai'i (10-24) |
| **Punt Returns:** | 3, Evan James of Iowa (9-5) |
| **Punt Return Yards:** | 108, Evan James of Iowa (9-5) |
| **Punt Return, Long:** | 77, Evan James of Iowa (9-5) |
| **Kickoff Returns:** | 1, Chris Taylor of Illinois State (9-12)<br>1, I. Stone & X. Butler of Georgia State (9-26) |
| **Kickoff Return Yards:** | 100, Isaiah Stone of Georgia State (9-26) |
| **Kickoff Return, Long:** | 100, Isaiah Stone of Georgia State (9-26) |
| **Total Plays:** | 40, Noah Fifita of Arizona (9-19) |
| **Total Offensive Yards:** | 379, Tyler Hughes of Wyoming (10-17) |
| **All-Purpose Attempts:** | 22, Lanear McCrary Jr. of Georgia State (9-26) |
| **All-Purpose Yards:** | 183, Kamari Moulton of Iowa (9-5) |
| **Points & Touchdowns:** | 18 & 3, DeVon Rice of Hawai'i (10-24) |
| **Points Kicking:** | 9, Caden Buhr of Iowa (9-5) |
| **Field Goals Attempted:** | 3, Caden Buhr of Iowa (9-5) |
| **Field Goals Made:** | 2, Caden Buhr of Iowa (9-5) |
| **Longest Field Goal Attempt:** | 53, Caden Buhr of Iowa (9-5) |
| **Longest Field Goal Made:** | 45, Caden Buhr of Iowa (9-5) |
| **Punts:** | 4, Hayden Futch of Illinois State (9-12) |
| **Best Punting Average:** | 53.0, Bart Edmiston Jr. of Wyoming (10-17) |
| **Longest Punt:** | 56, Bart Edmiston Jr. of Wyoming (10-17) |
| **Tackles:** | 12, Mason Kaplan of Illinois State (9-12) |
| **Tackles for Loss:** | 3.0, Tye Niekamp of Illinois State (9-12) |
| **Sacks:** | 2.0, Tye Niekamp of Illinois State (9-12)<br>2.0, Xavier Esqillion of Georgia State (9-26) |
| **Interceptions:** | 1, 6 players |
| **INT Return, Long:** | 46, Jack Oliver of Illinois State (9-12) |
| **INT Return, TD:** | 46, Jack Oliver of Illinois State (9-12) |
| **Fumbles Forced:** | 1, 5x |
| **Fumbles Recovered:** | 1, 8x |
| **Long Fumble Return:** | --- |

# SEASON & CAREER HIGHS

## RUSHING

| Name | Carries | Yards | TDs | Long |
|---|---|---|---|---|
| 2026 Telly Johnson Jr. | 22 vs. Illinois State, 9-12 | 139 at Wyoming, 10-17 | 1, 4x (M.R. at Wyoming, 10-17) | 28 at Wyoming, 10-17 |
| Career | 23 at WMU, 11-6-24 | 159 at Eastern Michigan, 10-11-25 | 2 at WMU, 11-6-24 | 80 (TD) at Eastern Mich., 10-11-25 |
| 2026 Elijah Porter | 8 vs. Air Force (10-10) | 35 vs. Illinois State, 9-12 | 1, 2x (M.R. Hawai'i, 10-24) | 18, 2x (M.R. vs. Air Force, 10-10) |
| Career | 8 vs. Air Force (10-10-26) | 35 vs. Illinois State, 9-12-26 | 1, 2x (M.R. Hawai'i, 10-24-26) | 18, 2x (M.R. vs. Air Force, 10-10-26) |
| 2026 Jaiduan Cranford | 3 at Georgia State, 9-26 | 43 at Georgia State, 9-26 | --- | 26 at Georgia State, 9-26 |
| Career | 3 at Georgia State, 9-26-26 | 43 at Georgia State, 9-26-26 | --- | 26 at Georgia State, 9-26-26 |
| 2025 Ean Hamric | 26 vs. Frostburg St., 10-18 | 100 vs. Miami, 10-4 | 2 vs. Glenville St., 9-27 | 25 vs. Wheeling, 10-11 |
| Career* | 26 vs. Frostburg St., 10-18-25 | 103 vs. Fairmount St., 10-25-24 | 2, 2x (vs. Glenville St., 9-27-25) | 56 (TD) vs. Fairmont St., 10-24-24 |
| 2026 Taron Dickens | 9 at Georgia State, 9-26 | 33 vs. Air Force, 10-10 | --- | 12, 2x (M.R. at Wyoming, 10-17) |
| Career* | 19 at Wofford, 10-4-25 | 48 vs. Furman, 10-11-25 | 2 at ETSU, 11-9-24 | 28 vs. ETSU, 11-15-25 |
| 2025 Jalen Macon | 17 vs. Kent State, 11-28 | 98 vs. UMass, 11-12 | 3 vs. UMass, 11-12 | 36 vs. UMass, 11-12 |
| Career* | 17 vs. Kent State, 11-28-25 | 98 vs. UMass, 11-12-25 | 3 vs. UMass, 11-12-25 | 36 vs. UMass, 11-12-25 |

## RECEIVING

| Name | Catches | Yards | TDs | Long |
|---|---|---|---|---|
| 2026 La'Don Bryant | 6 at Georgia State, 9-26 | 70 at Georgia State, 9-26 | 1 at Wyoming (10-17) | 36 vs. Illinois State, 9-12 |
| Career | 6 at Georgia State, 9-26-26 | 70 at Georgia State, 9-26-26 | 1 at Wyoming (10-17-26) | 36 vs. Illinois State, 9-12-26 |
| 2025 Tavaris Coles | 6, 2x (M.R. vs. Northeast Miss. CC, 10-23) | 80 at Mississippi Delta CC, 9-25 | 1, 2x (M.R. vs. Northeast Miss. CC, 10-23) | 38 at Mississippi Delta CC, 9-25 |
| Career* | 6, 2x (M.R. vs. Northeast Miss. CC, 10-23-25) | 80 at Mississippi Delta CC, 9-25-25 | 1, 2x (M.R. vs. Northeast Miss. CC, 10-23-25) | 38 at Mississippi Delta CC, 9-25-25 |
| 2026 George Dimopoulos | 3, 3x (M.R. vs. Hawai'i, 10-24) | 51 at Georgia State, 9-26 | --- | 36 vs. Georgia State, 9-26 |
| Career | 4 at Ohio, 10-18-25 | 51 at Georgia State, 9-26-26 | --- | 36 vs. Georgia State, 9-26-26 |
| 2025 Kevin Holmes Jr. | 13 at Eastern N.M., 11-15 | 157 at Eastern N.M., 11-15 | 1, 5x (M.R. at Eastern N.M., 11-15) | 41 at Western N.M., 11-8 |
| Career* | 13 at Eastern N.M., 11-15-25 | 157 at Eastern N.M., 11-15-25 | 1, 5x (M.R. at Eastern N.M., 11-15-25) | 41 at Western N.M., 11-8-25 |
| 2026 Kelan McInerney | 3 at Iowa, 9-5 | 55 at Iowa, 9-5 | --- | 22 at Iowa, 9-5 |
| Career | 3 at Iowa, 9-5-26 | 55 at Iowa, 9-5-26 | --- | 22 at Iowa, 9-5-26 |
| 2026 DeAree Rogers | 11, 2x (M.R. at Wyoming, 10-17) | 115 vs. Hawai'i, 10-24 | 2 vs. Hawai'i (10-24) | 49 (TD) vs. Hawai'i, 10-24 |
| Career* | 11, 3x (M.R. at WYO, 10-17-26) | 150 vs. Barton, 10-14-23 | 2, 4x (M.R. vs. Hawai'i, 10-24-26) | 59 at UVA Wise, 9-30-23 |
| 2026 Rickey Taylor Jr. | 5 at Arizona, 9-19 | 57 at Arizona, 9-19 | --- | 21 at Arizona, 9-19 |
| Career | 5 at Arizona, 9-19-26 | 69 at Toledo, 11-25-25 | 1 vs. Western Michigan, 11-18-25 | 41 at Toledo 11-25-25 |
| 2026 Cam Thompson | 5 at Georgia State, 9-26 | 62 at Arizona, 9-19 | 1 at Arizona, 9-19 | 52 at Arizona, 9-19 |
| Career* | 8 vs. Ball State (10-26-24) | 128 vs. Ball State (10-26-24) | 1, 4x (M.R. at Arizona, 9-19-26) | 54 vs. Ball State (10-26-24) |
| 2026 Jason Fowler | 2 vs. Illinois State, 9-12 | 25 vs. Illinois State, 9-12 | --- | 18 vs. Illinois State, 9-12 |
| Career | 2, 2x (M.R. vs. ISU, 9-12-26) | 25 vs. Illinois State, 9-12-26 | --- | 18 vs. Illinois State, 9-12-26 |

## PASSING

| Name | Completions | Attempts | Interceptions | Touchdowns | Yards | Long |
|---|---|---|---|---|---|---|
| 2026 Brady Davidson | 4 at Arizona, 9-19 | 6 at Arizona, 9-19 | --- | --- | 27 at Arizona, 9-19 | 20 at Arizona, 9-19 |
| Career | 13 vs. Miami, 10-4-25 | 28 vs. Miami, 10-4-25 | 1, 3x (M.R. vs. E. Mich., 10-11-25) | 1, 3x (Western Mich., 11-18-25) | 106 vs. Miami, 10-4-25 | 21 vs. at Eastern Mich., 10-11-25 |
| 2026 Taron Dickens | 28 at Georgia State, 9-26 | 44 at Wyoming, 10-17 | 2 vs. Hawai'i, 10-24 | 2 vs. Hawai'i, 10-24 | 320 at Georgia State, 9-26 | 52 at Arizona, 9-19 |
| Career* | 53 at Wofford, 10-4-25 | 56 at Wofford, 10-4-25 | 2 vs. Hawai'i, 10-24-26 | 7 vs Mercer, 11-8-25 | 582 vs. Samford, 9-20-25 | 65 vs. Charleston So., 9-23-23 |
| 2026 Jalen Macon | 4 at Iowa, 9-5 | 10 at Iowa, 9-5 | --- | --- | 17 at Iowa, 9-5 | 9 at Iowa, 9-5 |
| Career* | 19 vs. Tenn. St., 9-9-23 | 29 at Ala. A&M, 9-21-23 | 3 at Southern, 10-1-22 | 2 at Ala. A&M, 9-21-23 | 227 at Ala. A&M, 9-21-23 | 80 at Ala. A&M, 9-21-23 |

*Including at previous school | #NIU record

## DEFENSE - FRONT SEVEN

| Name | Total Tackles | Solo Stops | Tackles for Loss | Sacks |
|---|---|---|---|---|
| 2026 James Bradley | 3 at Georgia State, 9-26 | 2 at Georgia State, 9-26 | --- | --- |
| Career* | 5 vs. Alabama A&M (10-11-25) | 4, 2x (M.R. vs. Florida A&M, 11-29-25) | 3 vs. Florida A&M, 11-29-25 | 1 vs. Florida A&M 11-29-25 |
| 2025 Joseph Nnamuchi | 5 vs. Iowa Central CC (11-15) | 1, 7x (M.R. vs. Iowa Central CC, 11-15) | 1, 4x (M.R. at Iowa Central CC, 11-15) | 1, 2x (M.R. at Independence CC, 10-5) |
| Career* | 5 vs. Iowa Central CC (11-15-25) | 2 vs. Ellsworth CC (9-21-24) | 1, 4x (M.R. at Iowa Central CC, 11-15-25) | 1, 2x (M.R. at Independence CC, 10-5-25) |
| 2026 Kole Sneed | 5 at Georgia State, 9-26 | 2 at Georgia State, 9-26 | 1.0, 2x (M.R. at Georgia State, 9-26) | 1.0 at Arizona, 9-19 |
| Career* | 7 vs. Presbyterian (11-15-25) | 4, 2x (M.R. vs. Presbyterian 11-15-25) | 3, 2x (M.R. vs. Presbyterian 11-15-25) | 1.5 at San Diego, 9-27-25 |
| 2026 Jay'shon Thomas | 5 at Arizona, 9-19 | 3 at Arizona, 9-19 | 1.5 vs. at Arizona, 9-19 | 0.5 vs. Illinois State, 9-12 |
| Career | 5, 2x (M.R. at Arizona, 9-19-26) | 3, 3x (M.R. at Arizona, 9-19-26) | 2 vs. Ball State 10-25-25 | 2 vs. Ball State 10-25-25 |
| 2025 Christopher Allen | 2 at UCF, 9-6 | 2 at UCF, 9-6 | --- | --- |
| Career* | 4, 4x (M.R. at Campbell, 10-26-24) | 2, 3x (M.R. at Campbell, 10-26-24) | 1.5, 2x (M.R. vs. Delaware 9-14-24) | --- |
| 2026 Montrel Canion | 5 at Georgia State, 9-26 | 1 at Georgia State, 9-26 | --- | --- |
| Career | 5 at Georgia State, 9-26-26 | 1, 2x (M.R. at Georgia St., 9-26-26) | --- | --- |
| 2026 Jacob McGhee | 2 at Iowa, 9-5 | 1 at Iowa, 9-5 | 1.5 at Iowa, 9-5 | --- |
| Career* | 8, 2x (M.R. vs. Lane, 11-9-24) | 4 vs. Missouri S&T, 10-26-24 | 5 vs. William Jewell, 9-21-24 | 2, 2x (M.R. vs. Lincoln [CA], 8-30-25) |
| 2026 Matthew Scarlett | 3 at Iowa, 9-5 | 1 at Iowa, 9-5 | --- | --- |
| Career* | 7 at Virginia Union, 11-8-25 | 4, 2x (M.R. at Bowie St., 10-11-25) | 3 at Elizabeth City St., 10-19-24 | 3 at Elizabeth City St., 10-19-24 |
| 2026 Amari Washington | 4 vs. Hawai'i, 10-24 | 3, 2x (M.R. Hawai'i, 10-24) | --- | --- |
| Career | 4 vs. Hawai'i, 10-24-26 | 3, 2x (M.R. Hawai'i, 10-24-26) | --- | --- |
| 2026 Cooper Mau | 4 at Iowa, 9-5 | --- | --- | --- |
| Career* | 9 vs. Southwestern, 9-27-25 | 7, 2x (M.R. vs. Southwestern, 9-27-25) | 3 vs. Mt. San Jacinto, 10-26-24 | 1 at Palomar, 9-20-25 |
| 2026 Jack Murray | 12 vs. Illinois State, 9-12 | 6 vs. Air Force, 10-10 | 1.0 at Arizona, 9-19 | 1.0 at Arizona, 9-19 |
| Career | 12 vs. Illinois State, 9-12-26 | 6 vs. Air Force, 10-10-26 | 1.0 at Arizona, 9-19-26 | 1.0 at Arizona, 9-19-26 |
| 2026 Jashawn Nelson | 10, 2x (M.R. vs. Air Force, 10-10) | 7 at Iowa, 9-5 | 1.5 at Arizona, 9-19 | 1.0 at Arizona, 9-19 |
| Career | 10, 2x (M.R. vs. AF, 10-10--26) | 7 at Iowa, 9-5-26 | 1.5 at Arizona, 9-19-26 | 1.0 at Arizona, 9-19-26 |
| 2026 Brady Kerperin | 11 at Wyoming, 10-17 | 8 vs. Air Force, 10-10 | 1.5 at Georgia State, 9-26 | 1 vs. Air Force, 10-10 |
| Career | 11 at Wyoming, 10-17-26 | 8 vs. Air Force, 10-10-26 | 1.5 at Georgia State, 9-26-26 | 1 vs. Air Force, 10-10-26 |

## DEFENSE - BACKFIELD

| Name | Total Tackles | Solo Stops | Tackles for Loss | Pass Break Ups | Interceptions |
|---|---|---|---|---|---|
| 2026 Yassine Falke | 8 at Wyoming, 10-17 | 3 at Wyoming, 10-17 | 1 at Iowa, 9-5 | --- | 1, 4x (M.R. vs. Hawai'i, 10-24) |
| Career* | 10 vs. Indianapolis, 8-28-25 | 5, 3x (M.R. vs. Dordt [IA], 11-29-25) | 1, 3x (M.R. at Iowa, 9-5-26) | 3 vs. St. Francis, 11-1-25 | 2 vs. Dordt [IA], 11-29-25 |
| 2026 Liam Lindo | 7 vs. Hawai'i, 10-24 | 4 at Arizona, 9-19 | --- | --- | --- |
| Career* | 7, 2x (M.R. Hawai'i, 10-24-26) | 5, 2x (M.R. at Rhode Island, 10-25) | --- | 3 vs. Brown, 10-10-25 | 1, 9x (M.R. vs. Monmouth, 11-1) |
| 2026 Dev'ion Reynolds | 3, 2x (M.R. at Wyoming, 10-17) | 3 at Georgia State, 9-26 | --- | --- | --- |
| Career | 7 vs. Ball State, 10-25-25 | 5 vs. Ball State, 10-25-25 | --- | 2 vs. Ball State, 10-25-25 | --- |
| 2026 Romelo Walker | 5 at Iowa, 9-5 | 3 at Iowa, 9-5 | --- | 1 at Georgia State, 9-26 | --- |
| Career | 5 at Iowa, 9-5-26 | 3 at Iowa, 9-5-26 | --- | 1 at Georgia State, 9-26-26 | --- |
| 2026 Marshall Washington | 7 at Arizona, 9-19 | 3, 2x (M.R. Hawai'i, 10-24) | 1.0 at Arizona, 9-19 | --- | 1 vs. Illinois State, 9-12 |
| Career* | 7 at Arizona, 9-19-26 | 4, 4x (M.R. vs. Central Conn. St., 11-1-25) | 2, 2x (M.R. vs. New Haven, 10-25-25) | 2 vs. Rhode Island, 9-21-24 | 1, 3x (M.R. vs. ISU, 9-12-26) |
| 2026 Avery Jones | 8 vs. Illinois State, 9-12 | 8 vs. Illinois State, 9-12 | 2.0 vs. Illinois State, 9-12 | 1 vs. Hawai'i, 10-24 | --- |
| Career* | 9 at Georgetown, 9-13-25 | 8 vs. Illinois State, 9-12-26 | 2.0 vs. Illinois State, 9-12-26 | 1, 2x (M.R. vs. Hawai'i, 10-24-26) | 2 vs. Colgate, 11-8-25 |
| 2026 Aaron Warren | 6, 2x (M.R. vs. Air Force, 10-10) | 4 vs. Air Force, 10-10 | 1.0 vs. Illinois State, 9-12 | 1 at Iowa, 9-5 | --- |
| Career* | 12 vs. Western Oregon, 10-11-25 | 9 vs. Western Oregon, 10-11-25 | 1, 3x (M.R. vs. ISU, 9-12-26) | 3 vs. Angelo St., 9-13-25 | 1 at Midwestern St., 9-20-25 |
| 2026 Malik Armstrong | 6 at Iowa, 9-5 | 5 at Iowa, 9-5 | --- | --- | --- |
| Career | 6 at Iowa, 9-5-26 | 5 at Iowa, 9-5-26 | --- | --- | --- |
| 2026 Kyon Conyers | 9 vs. Air Force, 10-10 | 6 vs. Illinois State, 9-12 | 1.0 at Georgia State, 9-26 | 1 at Iowa, 9-5 | 1 at Georgia State, 9-26 |
| Career* | 9 vs. Air Force, 10-10-26 | 6 vs. Illinois State, 9-12 | 2 at TCU, 9-7-24 | 2 vs. Duquesne, 11-8-25 | 1 at Georgia State, 9-26-26 |
| 2026 Andruw Ellis | 5, 2x (M.R. Hawai'i, 10-24) | 4 at Wyoming, 10-17 | --- | --- | 1 vs. Illinois State, 9-12 |
| Career | 5, 2x. (M.R. Hawai'i, 10-24-26) | 4 at Wyoming, 10-17-26 | --- | --- | 1 vs. Illinois State, 9-12-26 |

# NIU ROSTERS

| No. | NAME | POS. | HGT. | WGT. | YR. | HOMETOWN (HS/PREVIOUS SCHOOL) |
|---|---|---|---|---|---|---|
| 0 | La'Don Bryant | WR | 6-4 | 204 | So.-R | Savannah, Ga. (Benedictine Military School) |
| 0 | Montrel Canion | DT | 6-2 | 295 | Fr.-R | Fort Lauderdale, Fla. (Western) |
| 1 | DeAree Rogers | WR | 5-11 | 200 | Sr.-R | Lexington, S.C. (Irmo/Lenoir-Rhyne) |
| 2 | Brady Davidson | QB | 6-5 | 230 | So. | Columbia, Mo. (Rock Bridge) |
| 2 | Avery Jones | DB | 6-0 | 195 | Sr. | Baltimore, Md. (Mount St. Joseph/Lafayette College) |
| 3 | Liam Lindo | CB | 6-3 | 200 | Sr.-R | Wallkill, N.Y. (Wallkill/Bryant University) |
| 3 | Rickey Taylor Jr. | WR | 6-1 | 180 | So.-R | Chicago, Ill. (Brother Rice) |
| 4 | Kenji Lewis | WR | 6-1 | 200 | Sr.-R | Memphis, Tenn. (Memphis East/UAPB) |
| 4 | James Little IV | S | 5-11 | 181 | So. | Fort Myers, Fla. (Bishop Verot) |
| 5 | Taron Dickens | QB | 5-11 | 180 | Jr.-R | Miami, Fla. (Northwestern/West Carolina) |
| 5 | Yassine Falke | CB | 6-3 | 190 | Jr. | Indianapolis, Ind. (Ben Davis/Marian University) |
| 6 | Afy Ibekwe | WR | 6-1 | 200 | Fr.-R | Anoka, Minn. (Anoka) |
| 6 | Jashawn Nelson | LB | 6-2 | 230 | Fr.-R | Fort Wayne, Ind. (Wayne) |
| 7 | Justin Harris | S | 6-4 | 202 | Jr.-R | Richmond, Va. (Mills Godwin/Central State University) |
| 7 | Cam Thompson | WR | 6-0 | 200 | Sr.-R | Youngstown, Ohio (Boardman/Mississippi State) |
| 8 | Cooper Mau | LB | 6-1 | 225 | Jr. | San Diego, Cali. (La Costa Canyon/San Diego Mesa) |
| 8 | Triston White | RB | 5-11 | 214 | Fr.-R | Nashville, Ga. (Valwood) |
| 9 | George Dimopoulos | WR | 6-2 | 200 | Jr. | Crystal Lake, Ill. (Crystal Lake Central) |
| 9 | Dev'ion Reynolds | CB | 6-1 | 190 | So.-R | Zion, Ill. (Carmel Catholic) |
| 10 | Bryshawn Brown | QB | 6-6 | 200 | Fr. | Cincinnati, Oh. (Winton Woods) |
| 11 | Romelo Ware | RB | 5-9 | 190 | So.-R | Orlando, Fla. (Olympia) |
| 11 | Amari Washington | DT | 6-3 | 295 | Fr.-R | Bettendorf, Iowa (Bettendorf) |
| 12 | Tavaris Coles | WR | 6-3 | 190 | Jr. | Birmingham, Ala. (McAdory/Itawamba Community College) |
| 12 | Aaron Warren | DB | 6-3 | 208 | Sr.-R | Chicago, Ill. (Morgan Park/East New Mexico University) |
| 13 | Kevin Holmes Jr. | WR | 6-6 | 202 | Jr.-R | Bryan, Tx. (Rudder/Texas A&M Kingsville) |
| 13 | Mathias Smith-Davis | DE | 6-0 | 240 | So.-R | Detroit, Mich. (Southfield A&T High School/Central State University) |
| 14 | Malik Armstrong | S | 6-0 | 192 | Sr.-R | Joliet, Ill. (Minooka Community) |
| 14 | Jalen Macon | QB | 6-5 | 230 | Sr.-R | Nashville, Tenn. (Hillsboro/UAPB) |
| 15 | Ean Hamric | QB | 6-1 | 200 | Sr.-R | Glenville, W.V. (Gilmer County/University of Charleston) |
| 15 | Broderick Windham | LB | 6-2 | 220 | Sr. | Corona, Calif. (Norco/Saddleback CC) |
| 16 | Kyon Conyers | S | 5-11 | 195 | Jr. | Millville, N.J. (Millville Senior/Long Island University) |
| 16 | Asa Johnson | QB | 6-4 | 210 | Fr. | Aurora, Ill. (Aurora Christian) |
| 17 | Justus Donahoo | DB | 6-1 | 195 | Fr. | Niceville, Fla. (Niceville) |
| 18 | Cole Latimer | DB | 6-4 | 200 | Fr. | DeKalb, Ill. (DeKalb) |
| 18 | Jay'shon Thomas | DE | 6-4 | 246 | Jr.-R | Cataula, Ga. (Harris County) |
| 19 | James Bradley | DE | 6-5 | 250 | Jr.-R | New Orleans, La. (John F. Kennedy/Mississippi Valley State) |
| 19 | Kelan McInerney | WR | 6-2 | 170 | So. | Hinsdale, Ill. (Hinsdale Central/San Bernardino Valley College) |
| 20 | Jaiduan Cranford | RB | 5-9 | 190 | Fr. | Metamora, Ill. (Metamora) |
| 20 | Marshall Washington | CB | 6-2 | 180 | Jr. | Camden, N.J. (Eastside/Long Island University) |
| 21 | Jermaine Green Jr. | WR | 6-0 | 195 | Fr. | Omaha, Neb. (Bellevue West) |
| 21 | Austin Tillman | DB | 5-11 | 190 | Fr.-R | St. Louis, Mo. (Christian Brothers College Prep) |
| 22 | Keagan Ruane-Martino | S | 5-11 | 190 | Fr.-R | Frankfort, Ill. (Lincoln-Way East) |
| 23 | Deacon King | LB | 6-1 | 227 | Fr. | Westfield, Ind. (Westfield) |
| 24 | Elijah Porter | RB | 5-11 | 208 | So.-R | Ankeny, Iowa (Centennial) |
| 24 | Darius Summers III | DE | 6-4 | 245 | Fr. | Detroit, Mich. (Cass Technical) |
| 25 | Brady Kerperin | LB | 6-2 | 230 | So.-R | Jefferson City, Mo. (Blair Oaks/Iowa Western Community College) |
| 26 | Tyrese Stanley | S | 6-2 | 200 | Jr.-R | Baltimore, Md. (Baltimore Polytechnic Institute/Morehouse College) |
| 27 | Trey Porter | LB | 6-0 | 211 | Sr.-R | Ankeny, Iowa (Centennial) |
| 28 | Omar Williams Jr. | CB | 6-3 | 185 | Fr. | Lafayette, Ind. (Lafayette Jefferson) |
| 29 | Romelo Walker | CB | 6-1 | 184 | So.-R | Orlando, Fla. (Olympia) |
| 30 | Andruw Ellis | S | 6-0 | 196 | Fr.-R | Roxana, Ill. (Roxana) |
| 30 | Da'sean Howard | RB | 6-2 | 220 | Fr. | Brunswick, Ga. (Glynn Academy) |
| 31 | Champ Smith III | S | 6-2 | 190 | Fr. | Miami, Fla. (Gulliver Prep) |
| 32 | Reginald Craig | RB | 5-11 | 210 | Fr.-R | Chicago, Ill. (South Shore) |
| 33 | Ross Ogden | LB | 6-3 | 215 | Fr. | Bloomington, Ind. (Bloomington South) |
| 33 | JJ Schlenhardt | K | 5-11 | 185 | Fr.-R | Park Ridge, Ill. (Maine South) |
| 35 | Cristian Harkins | CB | 6-0 | 185 | Fr. | Lombard, Ill. (Montini Catholic) |
| 35 | Carter Klementzos | P | 5-11 | 180 | Fr. | Salem, Wis. (Westosha Central) |
| 36 | Jake Ference | P | 6-0 | 195 | So. | St. Louis, Mo. (Lafayette) |
| 39 | Ryan Short | K | 6-0 | 185 | Sr.-R | Hinsdale, Ill. (Nazareth Academy/Butler University) |

| No. | NAME | POS. |
|---|---|---|
| 80 | Braylon Agee | WR |
| 94 | Brendan Alexander | DT |
| 58 | Christopher Allen | DT |
| 14 | Malik Armstrong | S |
| 55 | Jordan Bellamy | DT |
| 19 | James Bradley | DE |
| 53 | Charles Brooks III | DE |
| 10 | Bryshawn Brown | QB |
| 0 | La'Don Bryant | WR |
| 44 | Montrel Canion | DT |
| 76 | Tyler Chambers | OL |
| 12 | Tavaris Coles | WR |
| 16 | Kyon Conyers | S |
| 87 | Micah Cook | DE |
| 32 | Reginald Craig | RB |
| 20 | Jaiduan Cranford | RB |
| 2 | Brady Davidson | QB |
| 5 | Taron Dickens | QB |
| 9 | George Dimopoulus | WR |
| 17 | Justus Donahoo | DB |
| 30 | Andruw Ellis | DB |
| 43 | Jason Evans | LS |
| 5 | Yassine Falke | CB |
| 81 | Justin Faulkner | WR |
| 36 | Jake Ference | P |
| 83 | Jason Fowler | TE |
| 79 | Kellen Gamble | OL |
| 50 | Brendan Grabot | OL |
| 21 | Jermaine Green Jr. | WR |
| 69 | Logan Gross | OL |
| 61 | Ben Gustafson | OL |
| 82 | Caleb Haack | TE |
| 49 | Devin Habermehl | TE |
| 15 | Ean Hamric | QB |
| 77 | Daine Hanson | OL |
| 35 | Cristian Harkins | CB |
| 7 | Justin Harris | S |
| 86 | Brady Hasquin | TE |
| 95 | Ryan Hassett | DT |
| 91 | Jvon Hatcher | DE |
| 13 | Kevin Holmes Jr. | WR |
| 30 | Da'sean Howard | RB |
| 63 | Landon Hron | OL |
| 47 | Eliot Hummer | LB |
| 20 | Afy Ibekwe | WR |
| 45 | Telly Johnson Jr. | RB |
| 16 | Asa Johnson | QB |
| 2 | Avery Jones | DB |
| 25 | Brady Kerperin | LB |
| 23 | Deacon King | LB |
| 97 | JT King | DE |
| 89 | Tyler Klaner | TE |
| 35 | Carter Klementzos | P |
| 18 | Cole Latimer | DB |
| 4 | Kenji Lewis | WR |
| 58 | Ross Liegel | OL |

# NIU ROSTERS

| No. | NAME | POS. | HGT. | WGT. | YR. | HOMETOWN (HS/PREVIOUS SCHOOL) |
|---|---|---|---|---|---|---|
| 41 | Troy Stumbaugh | LS | 5-9 | 195 | Fr. | Plainfield, Ill. (Montini Catholic) |
| 43 | Jason Evans | LS | 5-11 | 229 | Jr. | Lodi, Cali. (Tokay/American River College) |
| 44 | Jack Murray | LB | 6-2 | 236 | Fr. | Brookfield, Wis. (Brookfield East) |
| 45 | Telly Johnson Jr. | RB | 5-11 | 215 | Jr. | Augusta, Ga. (Hephzibah) |
| 45 | Trenton Nixon | DE | 6-2 | 245 | Fr.-R | Merrillville, Ind. (Merrillville) |
| 47 | Eliot Hummer | LB | 6-2 | 230 | Fr.-R | O'Fallon, Mo. (Fort Zumwalt West) |
| 49 | Devin Habermehl | TE | 6-1 | 255 | So. | Collinsville, Ill. (Collinsville) |
| 50 | Brendan Grabot | OL | 6-3 | 308 | Fr. | Pleasant Prairie, Wis. (Indian Trail) |
| 50 | Matthew Scarlett | DT | 6-3 | 285 | Jr.-R | Temple Hills, Md. (Archbishop Carroll/Virginia State) |
| 53 | Charles Brooks III | DE | 6-5 | 242 | Fr.-R | St. Louis, Mo. (Cardinal Ritter) |
| 53 | Luke Skartvedt | OL | 6-3 | 337 | Jr.-R | Indianapolis, Ind. (Roncalli) |
| 54 | Zach Morrisroe | DT | 6-2 | 300 | Fr.-R | Oswego, Ill. (Oswego East) |
| 55 | Jordan Bellamy | DT | 6-2 | 314 | Fr.-R | St. Petersburg, Fla. (Armwood) |
| 55 | Ty Mead | OL | 6-2 | 296 | Sr. | Avon, Ind. (Avon/Northwood University) |
| 56 | Joseph Nnamuchi | DE | 6-7 | 258 | Jr. | Louisville, Ky. (DeSales/ Garden City CC) |
| 58 | Christopher Allen | DT | 6-4 | 302 | Sr.-R | Raleigh, N.C. (Wake Forest HS/ North Carolina A&T) |
| 58 | Ross Liegel | OL | 6-6 | 278 | So.-R | Rock Springs, Wis. (Baraboo) |
| 61 | Ben Gustafson | OL | 6-8 | 305 | So.-R | Elkhorn, Neb. (Elkhorn South) |
| 63 | Landon Hron | OL | 6-3 | 335 | Jr.-R | Hartford, Wis. (Hartford) |
| 64 | Eli Valencia | DT | 6-1 | 309 | Fr. | Chicago, Ill. (Saint Patrick) |
| 66 | Lane Mahnesmith | OL | 6-8 | 320 | So.-R | Troy, Ill. (Triad) |
| 67 | Tyler Rindels | OL | 6-4 | 295 | Fr.-R | Iowa City, Iowa (Iowa City) |
| 68 | Samir Senenat | OL | 6-4 | 285 | So.-R | Carol Stream, Ill. (Glenbard North) |
| 69 | Logan Gross | OL | 6-4 | 300 | So.-R | Sun Prairie, Wis. (Sun Prairie East) |
| 70 | Chevy Trask | OL | 6-5 | 290 | Sr.-R | Chicago, Ill. (Evans/South Carolina State) |
| 71 | Cian Mahoney | OL | 6-5 | 275 | Fr. | Springfield, Ill. (Sacred Heart-Griffin) |
| 72 | Mason Markel | OL | 6-5 | 307 | Fr. | Blue Springs, Mo. (Blue Springs) |
| 72 | Terry Robinson | DT | 6-3 | 270 | Fr. | Indianapolis, Ind. (Cardinal Ritter) |
| 74 | Erik Murray | OL | 6-5 | 275 | Fr.-R | Arlington Heights, Ill. (Prospect) |
| 75 | Braden Petzel | OL | 6-9 | 290 | Fr. | Mankato, Minn. (Mankato East) |
| 76 | Tyler Chambers | OL | 6-5 | 300 | Fr.-R | Western Springs, Ill. (Lyons Township) |
| 77 | Daine Hanson | OL | 6-8 | 315 | Sr.-R | Chicago, Ill. (Nazareth Academy/UTPB) |
| 78 | Jacob Welch | OL | 6-6 | 316 | Jr.-R | Johnsburg, Ill. (Johnsburg) |
| 79 | Kellen Gamble | OL | 6-5 | 268 | Fr. | Flossmoor, Ill. (Homewood-Flossmoor) |
| 80 | Braylon Agee | WR | 6-4 | 200 | Fr. | Kansas City, Mo. (Park Hill) |
| 81 | Justin Faulkner | WR | 6-1 | 170 | Fr. | Bremen, Ga. (Bremen) |
| 82 | Caleb Haack | TE | 6-9 | 250 | Fr.-R | Marengo, Iowa (Iowa Valley) |
| 83 | Jason Fowler | TE | 6-5 | 255 | So.-R | Skokie, Ill. (Niles West) |
| 84 | Glen Weber | TE | 6-6 | 260 | Jr. | Oakdale, Cali. (Oakdale/Modesto Junior College) |
| 85 | Joe Stein | TE | 6-6 | 252 | So.-R | Grand Island, Neb. (Northwest) |
| 86 | Brady Hasquin | TE | 6-6 | 230 | Fr. | Edwardsville, Ill. (Edwardsville) |
| 87 | Micah Cook | DE | 6-6 | 251 | Fr.-R | Johnston, Iowa (Johnston) |
| 87 | Liam Russo | TE | 6-5 | 250 | Fr.-R | St. Louis, Mo. (De Smet Jesuit) |
| 88 | Zaire McKinney | WR | 6-4 | 195 | Fr. | Michigan City, Ind. (Michigan City) |
| 89 | Tyler Klaner | TE | 6-4 | 260 | Fr. | Boonville, Ind. (Boonville) |
| 90 | Kole Sneed | DE | 6-2 | 255 | Jr.-R | Oak Park, Ill. (Oak Park & River Forest/University of St. Thomas) |
| 91 | Jvon Hatcher | DT | 6-2 | 259 | Fr. | Delray Beach, Fla. (Atlantic) |
| 92 | Jacob McGhee | DT | 6-2 | 316 | Jr. | Chicago, Ill. (Wendell Phillips/Lincoln University) |
| 93 | Fawzy Omotoso | DT | 6-3 | 251 | Fr.-R | Avon, Ind. (Avon) |
| 94 | Brendan Alexander | DT | 6-2 | 270 | Fr. | Monaca, Pa. (Central Valley) |
| 95 | Ryan Hassett | DT | 6-4 | 275 | Fr. | Calgary, Alberta, Canada (Rabun Gap - Ga.) |
| 97 | JT King | DE | 6-4 | 250 | Fr. | North Charleston, S.C. (Ashley Ridge) |

Interim Head Coach: Rob Harley (First Season)
Assistant Coaches: Tony Petersen (Offensive Coordinator/Quarterbacks), Quinn Sanders (Co-Offensive Coordinator/ Wide Receivers), Ty Boles (Running Backs), Joseph Hawkins (Tight Ends), Matt White (Offensive Line), Brayden Patton (Asst. Offensive Line), Justin Robinson (Defensive Tackles), Chris West (Defensive Ends), Cory Connolly (Linebackers/ Special Teams Coordinator), DJ Bland (Cornerbacks/Pass Defense Coordinator), Kai Ross (Safeties)

| No. | NAME | POS. |
|---|---|---|
| 3 | Liam Lindo | CB |
| 4 | James Little IV | S |
| 14 | Jalen Macon | QB |
| 66 | Lane Mahnesmith | OL |
| 71 | Cian Mahoney | OL |
| 72 | Mason Markel | OL |
| 8 | Cooper Mau | LB |
| 92 | Jacob McGhee | DT |
| 19 | Kelan McInerney | WR |
| 88 | Zaire McKinney | WR |
| 55 | Ty Mead | OL |
| 54 | Zach Morrisroe | DT |
| 74 | Erik Murray | OL |
| 44 | Jack Murray | LB |
| 6 | Jashawn Nelson | LB |
| 45 | Trenton Nixon | LB |
| 56 | Joseph Nnamuchi | DE |
| 33 | Ross Odgen | LB |
| 93 | Fawzy Omotoso | DE |
| 75 | Braden Petzel | OL |
| 24 | Elijah Porter | RB |
| 27 | Trey Porter | LB |
| 9 | Dev'ion Reynolds | CB |
| 67 | Tyler Rindels | OL |
| 72 | Terry Robinson | DT |
| 1 | DeAree Rogers | WR |
| 22 | Keagan Ruane-Martino | S |
| 87 | Liam Russo | TE |
| 50 | Matthew Scarlett | DT |
| 33 | JJ Schlenhardt | K |
| 68 | Samir Senenat | OL |
| 39 | Ryan Short | K |
| 53 | Luke Skartvedt | OL |
| 31 | Champ Smith III | S |
| 13 | Mathias Smith-Davis | DE |
| 90 | Kole Sneed | DE |
| 26 | Tyrese Stanley | S |
| 85 | Joe Stein | TE |
| 41 | Troy Stumbaugh | LS |
| 24 | Darrius Summers III | DE |
| 3 | Rickey Taylor Jr. | WR |
| 18 | Jay'shon Thomas | DE |
| 7 | Cam Thompson | WR |
| 21 | Austin Tillman | DB |
| 70 | Chevy Trask | OL |
| 64 | Eli Valencia | DT |
| 29 | Romelo Walker | CB |
| 11 | Romelo Ware | RB |
| 12 | Aaron Warren | DB |
| 11 | Amari Washington | DT |
| 20 | Marshall Washington | CB |
| 84 | Glen Weber | TE |
| 78 | Jacob Welch | OL |
| 8 | Triston White | RB |
| 28 | Omar Williams Jr. | CB |
| 15 | Broderick Windham | LB |

# DEPTH CHART

## OFFENSE

| | No. | Name (Hgt., Wgt., Yr., Hometown, High School/Previous School) |
|---|---|---|
| QB | 5 | Taron Dickens (5-11, 180, Jr.-R, Miami, Fla., Northwestern HS/Western Carolina) |
| | 2 | Brady Davidson (6-5, 230, So., Columbia, Mo., Rock Bridge) |
| | 14 | Jalen Macon (6-5, 230, Sr.-R, Nashville, Tenn., Hillsboro/UAPB) |
| RB | 45 | Telly Johnson Jr. (5-11, 214, Jr., Augusta, Ga., Hephzibah HS) |
| | 24 | Elijah Porter (5-11, 208, So.-R, Ankeny, Iowa, Centennial) |
| TE | 85 | Joe Stein (6-6, 252, So.-R, Grand Island, Neb. Northwest) |
| | 84 | Glen Weber (6-6, 260, Jr., Oakdale, Cal., Oakdale HS/Modesto Junior College) |
| WR | 0 | La'Don Bryant (6-4, 204, So.-R, Savannah, Ga., Benedictine Military School) |
| | 19 | Kelan McInerney (6-2, 170, So., Hinsdale, Ill., Hinsdale Central HS/San Bernardino Valley) |
| WR | 1 | DeAree Rogers (5-11, 200, R-Sr., Lexington, S.C., Irmo/Lenoir-Rhyne) |
| | 7 | Cam Thompson (6-0, 200, Sr-R., Youngstown, Oh, Boardman HS/Miss. State) |
| WR | 9 | George Dimopoulos (6-2, 200, Jr., Crystal Lake, Ill., Crystal Lake Central) |
| | 88 | Zaire McKinney (6-4, 195, Fr., Michigan City, Ind., Michigan City) |
| LT | 58 | Ross Liegel (6-6, 278, So.-R, Rock Springs, Wis., Baraboo) |
| | 61 | Ben Gustafson (6-8, 305, So.-R, Elkhorn, Neb., Elkhorn South) |
| | 77 | Daine Hanson (6-8, 315, Sr.-R, Chicago, Ill., Nazareth Academy/UTPB) |
| LG | 76 | Tyler Chambers (6-5, 300, Fr.-R, Western Springs, Lyons Township) |
| | 66 | Lane Mahnesmith (6-8, 320, So.-R, Troy, Ill., Triad) |
| C | 63 | Landon Hron (6-3, 335, Jr.-R, Hartford, Wis., Hartford) |
| | 67 | Tyler Rindels (6-4, 295, Fr-R.,Iowa City, Iowa, Iowa City) |
| RG | 55 | Ty Mead (6-2, 296, Sr., Avon, Ind., Avon HS/Northwood University) |
| | 68 | Samir Senenat (6-4, 285, So.-R, Carol Stream, Ill., Glenbard North) |
| RT | 70 | Chevy Trask (6-5, 290, Sr.-R, Chicago, Ill., Evan HS/South Carolina State) |
| | 61 | Ben Gustafson (6-8, 305, So.-R, Elkhorn, Neb., Elkhorn South) |

## DEFENSE

| | No. | Name (Hgt., Wgt., Yr., Hometown, High School/Previous School) |
|---|---|---|
| DE | 90 | Kole Sneed (6-2, 255, Jr.-R, Oak Park, Ill., Oak Park & River Forest/Univ. St. Thomas) |
| | 87 | Micah Cook (6-6, 251, Fr.-R, Johnston, Iowa, Johnston) |
| | 19 | James Bradley (6-5, 250, Jr.-R, New Orleans, La., John F. Kennedy HS/Miss. Valley State) |
| DT | 11 | Amari Washington (6-3, 295, Fr.-R, Bettendorf, Iowa, Bettendorf) |
| | 55 | Jordan Bellamy (6-2, 314, Fr.-R, St. Petersburg, Fla., Armwood) |
| DT | 0 | Montrel Canion (6-2, 295, Fr.-R, Fort Lauderdale, Fla., Western) |
| | 92 | Jacob McGhee (6-2, 316, Jr., Chicago, Ill., Wendell Phillips/Lincoln University) |
| | 50 | Matthew Scarlett (6-3, 285, Jr.-R, Temple Hills, Md., Archbishop Carroll HS/Virginia State) |
| DE | 93 | Fawzy Omotoso (6-3, 251, Fr.-R, Avon, Ind., Avon HS) |
| | 97 | JT King (6-4, 250, Fr., North Charleston, S.C., Ashley Ridge) |
| | 56 | Joseph Nnamuchi (6-7, 258, Jr., Louisville, Ky., DeSales HS/Garden City CC) |
| LB | 44 | Jack Murray (6-2, 236, Fr., Brookfield, Wis., Brookfield East) |
| | 8 | Cooper Mau (6-1, 225, Jr., San Diego, Cali., La Costa Canyon HS/San Diego Mesa) |
| LB | 25 | Brady Kerperin (6-2, 230, So.-R, Jefferson City, Mo., Blair Oaks HS/Iowa Western CC) |
| | 6 | Jashawn Nelson (6-2, 230, Fr.-R, Fort Wayne, Ind., Wayne) |
| | 15 | Broderick Windham (6-2, 220, Sr., Corona, Calif., Norco/Saddleback CC) |
| N | 2 | Avery Jones (6-0, 195, Sr., Baltimore, Md., Mount St. Joseph/Lafayette College) |
| | 12 | Aaron Warren (6-3, 208, Sr.-R, Chicago, Ill., Morgan Park HS/East New Mexico) |
| | 7 | Justin Harris (6-4, 202, Jr.-R, Richmond, Va., Mills Godwin HS/Central St. Unv.) |
| CB | 3 | Liam Lindo (6-3, 200, Sr.-R, Wallkill, N.Y., Wallkill HS/Bryant University) |
| | 20 | Marshall Washington (6-2, 180, Jr., Camden, N.J., Eastside HS/Long Island University) |
| S | 14 | Malik Armstrong (6-0, 192, Sr.-R, Joliet, Ill./Minooka) |
| | 30 | Andruw Ellis (6-0, 196, Fr.-R, Roxana, Ill., Roxana) |
| S | 16 | Kyon Conyers (5-11, 195, Jr., Millville, N.J., Millville Senior/Long Island University) |
| | 4 | James Little IV (5-11, 181, So, Fort Myers, Fla., Bishop Verot) |
| CB | 5 | Yassine Falke (6-3, 190, Jr., Indianapolis, Ind., Ben Davis HS/Marian University) |
| | 29 | Romelo Walker (6-1, 184, So.-R, Orlando, Fla., Olympia) |

## SPECIALISTS

| | No. | Name (Hgt., Wgt., Yr., Hometown, High School/Previous School) |
|---|---|---|
| P | 36 | Jake Ference (6-0, 195, So., St. Louis, Mo., Lafayette) |
| | 35 | Carter Klementzos (5-11, 180, Fr., Salem, Wis., Westosha Central) |
| PK | 33 | JJ Schlenhardt (5-11, 185, Fr.-R, Park Ridge, Ill., Maine South) |
| | 39 | Ryan Short (6-0, 185, Sr-R., Hinsdale, Ill., Nazareth Academy/Butler University) |
| KO | 39 | Ryan Short (6-0, 185, Sr-R., Hinsdale, Ill., Nazareth Academy/Butler University) |
| | 33 | JJ Schlenhardt (5-11, 185, Fr.-R, Park Ridge, Ill., Maine South) |
| LS | 43 | Jason Evans (5-11, 229, Jr., Lodi, Cali., Tokay/American River College) |
| | 41 | Troy Stumbaugh (5-9, 195, Fr., Plainfield, Ill., Montini Catholic) |
| HO | 36 | Jake Ference (6-0, 195, So., St. Louis, Mo., Lafayette) |
| | 15 | Ean Hamric (6-1, 200, Sr.-R, Glenville, W.V., Gilmer County/Univ. of Charleston) |
| KOR | 1 | DeAree Rogers (5-11, 200, Sr-R., Lexington, S.C., Irmo/Lenoir-Rhyne) |
| AND | 24 | Elijah Porter (5-11, 208, So.-R, Ankeny, Iowa, Centennial) |
| PR | 1 | DeAree Rogers (5-11, 200, Sr-R., Lexington, S.C., Irmo/Lenoir-Rhyne) |
| | 3 | Liam Lindo (6-3, 200, Sr.-R, Wallkill, N.Y., Wallkill HS/Bryant University) |

## Pronunciations

| Name | Pronunciation |
|---|---|
| Braylon AGEE | "A-G" |
| LA'DON Bryant | la-DON |
| Montrel CANION | Canyon |
| TAVARIS Coles | Ta-VAIR-is |
| KYON Conyers | k-EYE-on |
| JAIDUAN Cranford | Jay-DON |
| TARON Dickens | tuh-RON |
| George DIMOPOULOS | Duh-MOP-oh-liss |
| YASSINE FALKE | Ya-SEEN F-alk |
| Brendan GRABOT | Gray-BO |
| Caleb HAACK | Hawk |
| Devin HABERMEHL | HA-ber-mel |
| JVON Hatcher | Jay-Von |
| Landon HRON | RONE |
| AFY IBEKWE | AFF-ee EE-beck-way |
| ASA Johnson | A-Sah |
| Brady KERPERIN | Ker-Per-In |
| Tyler KLANER | CLAY-Ner |
| Carter KLEMENTZOS | Kle-MEN-Zos |
| Ross LIEGEL | Legal |
| CIAN Mahoney | KEY-in |
| Lane MAHNESMITH | mon-E-Smith |
| Cooper MAU | "Mao" |
| Kelan MCINERNEY | MAC-in-Er-Nee |
| JASHAWN Nelson | JAY-Shawn |
| Joseph NNAMUCHI | nah-Moo-Chi |
| FAWZY OMOTOSO | Fozzy OH-mo-TOE-so |
| Braden PETZEL | Pat-Zel |
| DEV'ION Reynolds | dev-EE-on |
| DEAREE Rogers | dee-AR-ee |
| SAMIR SENENAT | Suh-MEER SEN-eh-NOT |
| Luke SKARTVEDT | scar-TWEET |
| Joe STEIN | STINE |
| Troy STUMBAUGH | stum-BAH |

**Hometown**

| | |
|---|---|
| DeKalb | de-CAL-b |