

# NCAA Gymnastics Score Sheet

Teams: Home AIR FORCE ACADEMY

Visitor ARIZONA STATE

Date Jan 12, 2019

Place USAF ACADEMY COLORADO

Attendance 0

		Name	D	1	2	3	4	5	nd	AVE			Name	D	1	2	3	4	5	nd	AVE		
FLOOR	1	Scott McMurray	11	4.6	8.8	8.8				13.400	FLOOR	1	Kirk Malm	407	4.1	8.7	8.5					12.700	
	2	Jonah Urlaub	19	5.0	8.3	8.5				13.400		2	Will Sweeten	414	4.4	8.1	8.2					12.550	
	3	Christian Kalustian	9	4.9	8.1	8.4				13.150		3	Esteban Montiel	410	4.5	8.2	8.3					12.750	
	4	Frankie Valentin	20	4.7	8.7	8.8				13.450		4	Ryan Dietzman	405	4.4	8.3	8.6					-0.3	12.550
	5	Collin Hickey	8	5.0	8.4	8.6				-0.1 13.400		5	Dalton Hopkins	406	4.9	8.0	8.1					-0.1	12.850
	6	Ryan Girouard	6	5.5	8.2	8.5				13.850		6	Anthony Mills	409	4.8	6.2	6.4					-0.6	10.500

Floor Score: **67.500** Running Score: **67.500**

Floor Score: **63.400** Running Score: **63.400**

		Name	D	1	2	3	4	5	nd	AVE			Name	D	1	2	3	4	5	nd	AVE		
POMMEL	1	Nathan Reed	14	3.9	7.1	7.0				10.950	POMMEL	1	Caleb Rodriguez	413	4.7	7.6	7.2						12.100
	2	Zack Polen	13	4.3	6.7	6.9				11.100		2	Colton Palmer	411	3.9	7.6	7.3					11.350	
	3	Jonah Urlaub	19	4.7	7.6	7.6				12.300		3	Kyle Burriss	404	5.0	8.6	8.4					13.500	
	4	Frankie Valentin	20	4.8	7.6	7.4				12.300		4	Kirk Malm	407	4.4	8.8	8.6					13.100	
	5	Scott McMurray	11	4.6	8.6	8.3				13.050		5	Jordan Williams	416	4.8	8.9	8.7					13.600	
	6	Ryan Girouard	6	4.2	6.1	5.9				10.200		6	Kiwan Watts	415	4.2	7.8	7.8					12.000	

Pommel Score: **59.700** Running Score: **127.200**

Pommel Score: **64.300** Running Score: **127.700**

		Name	D	1	2	3	4	5	nd	AVE			Name	D	1	2	3	4	5	nd	AVE		
RINGS	1	Allen Shadan	16	4.6	8.3	8.4				12.950	RINGS	1	Dalton Hopkins	406	3.9	8.9	8.8						12.750
	2	Zack Polen	13	4.4	8.1	8.4				12.650		2	Esteban Montiel	410	3.6	7.9	7.8					11.450	
	3	Jonah Urlaub	19	4.7	8.6	8.3				13.150		3	Will Bughi	403	4.5	7.7	8.0					12.350	
	4	Lukas Texeira	18	4.6	7.9	8.1				12.600		4	Christopher Barte	402	4.2	8.4	8.3					12.550	
	5	Frankie Valentin	20	5.0	8.1	7.9				13.000		5	Jordan Williams	416	4.1	8.8	8.6					12.800	
	6	Ethan Esval	4	4.8	8.0	7.8				12.700		6	Kiwan Watts	415	5.1	8.8	8.8					13.900	

Rings Score: **64.450** Running Score: **191.650**

Rings Score: **64.350** Running Score: **192.050**

		Name	D	1	2	3	4	5	nd	AVE			Name	D	1	2	3	4	5	nd	AVE		
VAULT	1	Collin Hickey	8	4.4	9.3	9.4				13.750	VAULT	1	Anthony Mills	409	4.8	9.5	9.6						14.350
	2	Lukas Texeira	18	4.4	9.2	9.2				-0.1 13.500		2	Will Sweeten	414	4.8	9.0	8.8					13.700	
	3	Christian Kalustian	9	4.0	8.8	8.7				12.750		3	Ryan Dietzman	405	4.0	9.5	9.3					13.400	
	4	Jonah Urlaub	19	4.9	9.6	9.5				14.450		4	Kirk Malm	407	4.0	8.9	9.0					12.950	
	5	Frankie Valentin	20	4.4	9.2	9.1				13.550		5	Esteban Montiel	410	4.8	8.8	9.0					-0.3	13.400
	6	Ryan Girouard	6	4.1	9.4	9.4				13.500		6	Kiwan Watts	415	5.2	9.4	9.3					-0.3	14.250

Vault Score: **68.750** Running Score: **260.400**

Vault Score: **69.100** Running Score: **261.150**

		Name	D	1	2	3	4	5	nd	AVE			Name	D	1	2	3	4	5	nd	AVE		
P.BAR	1	Scott McMurray	11	3.8	7.7	7.3				11.300	P.BAR	1	Caleb Rodriguez	413	4.0	9.2	9.2						13.200
	2	Nathan Reed	14	3.9	8.7	8.7				12.600		2	Andre Pelletier	412	3.9	9.0	9.1					12.950	
	3	Allen Shadan	16	4.6	8.0	7.8				12.500		3	Andrew Atkeson	401	4.1	7.2	7.1					11.250	
	4	Jonah Urlaub	19	4.7	8.8	8.7				13.450		4	Jordan Williams	416	4.0	9.3	9.1					13.200	
	5	Zack Polen	13	4.7	8.9	8.9				13.600		5	Esteban Montiel	410	4.2	9.0	8.9					13.150	
	6	Ethan Esval	4	5.0	6.5	6.0				11.250		6	Kiwan Watts	415	5.2	9.3	9.4					14.550	

P. Bar Score: **63.450** Running Score: **323.850**

P. Bar Score: **67.050** Running Score: **328.200**

		Name	D	1	2	3	4	5	nd	AVE			Name	D	1	2	3	4	5	nd	AVE		
H.BAR	1	Collin Hickey	8	3.9	6.7	6.7				10.600	H.BAR	1	Andre Pelletier	412	4.3	8.6	8.8						13.000
	2	Brandon Bzorkie	1	4.2	6.9	7.2				11.250		2	Andrew Atkeson	401	4.0	8.4	8.6					12.500	
	3	Ryan Girouard	6	4.6	7.8	8.1				12.550		3	Jordan Williams	416	4.1	9.1	9.2					13.250	
	4	Frankie Valentin	20	3.6	6.8	6.5				10.250		4	Colton Palmer	411	3.8	8.5	8.4					12.250	
	5	Christian Kalustian	9	4.7	7.3	7.0				11.850		5	Kirk Malm	407	4.1	8.6	8.3					12.550	
	6	Lukas Texeira	18	5.4	9.1	9.0				14.450		6	Kiwan Watts	415	4.9	8.4	8.3					13.250	

H. Bar Score: **60.700** Running Score: **384.550**

H. Bar Score: **64.550** Running Score: **392.750**

Final Team Score: **384.550**

Final Team Score: **392.750**

**All-Arounders**

**All-Arounders**

	Watts	Montiel	Malm		
FX	0.000	12.750	12.700		
PH					
SR	12.000	10.100	13.100		
VT	13.900	11.450	11.500		
PB	14.250	13.400	12.950		
HB	14.550	13.150	11.900		
AA	13.250	10.000	12.550		
	67.950	70.850	74.700		

Judge's Signatures \* FX *[Signature]* PH *[Signature]* SR *[Signature]* VT *[Signature]* PB *[Signature]* HB *[Signature]*  
 \* Head Judge TOM MORGAN, JORI SCANLAN, ALEX VARGAS, JT FLETCHER, BRIAN RICHMOND, BOB BUSSE  
 FX *[Signature]* PH *[Signature]* SR *[Signature]* VT *[Signature]* PB *[Signature]* HB *[Signature]*  
 JUSTIN MILLER, BEAR DANLEY, MICHAEL BREV, DANAE RUPP, JON PORTLAND, WYATT BAIER  
 Coach's Signature *[Signature]* Coach's Signature *[Signature]*  
 JEFF ROBINSON, SCOTT BARCLAY

# NCAA Gymnastics Score Sheet

Teams: Home UNIVERSITY OF NEBRASKA

Visitor UNIVERSITY OF OKLAHOMA

Date Jan 12, 2019

Place USAF ACADEMY COLORADO

Attendance 0

Name	D	1	2	3	4	5	nd	AVE
1 Charlie Giles	604	5.1	6.4	6.6				11.600
2 Zach Peters	614	5.1	8.7	8.9				13.900
3 Griffin Kehler	607	5.2	9.2	9.3				14.450
4 Jake Bonnay	602	5.5	8.3	8.6			-0.1	13.850
5 Josh Martin	613	4.9	8.2	8.4			-0.1	13.100
6 Anton Stephenson	616	5.2	7.8	7.7				12.950

Name	D	1	2	3	4	5	nd	AVE
1 Vitaliy Guimaraes	205	5.6	8.2	8.5				13.950
2 Morgan Seyler	214	5.4	6.3	6.3				11.700
3 Alexei Vernyi	216	5.7	8.0	7.7				13.550
4 Tanner Justus	207	5.4	8.2	8.5				13.750
5 Matt Wenske	217	5.8	8.1	8.3				13.900
6 Gage Dyer	203	5.8	8.6	8.6				14.400

Floor Score: **68.250**

Running Score: **68.250**

Floor Score: **69.550**

Running Score: **69.550**

Name	D	1	2	3	4	5	nd	AVE
1 Charlie Giles	604	5.4	7.4	7.3				12.750
2 Khalil Jackson	606	5.3	8.4	8.6				13.800
3 Mitch Tyndall	617	5.2	8.0	7.7				13.050
4 Josh Martin	613	4.9	7.4	7.5				12.350
5 Anton Stephenson	616	5.1	8.5	8.2				13.450
6 Evan Kriley	610	4.7	8.9	8.8				13.550

Name	D	1	2	3	4	5	nd	AVE
1 Levi Anderson	201	5.1	8.5	8.4				13.550
2 Grant Kell	208	5.0	7.8	7.4				12.600
3 Brian Schibler	213	4.7	9.2	9.0				13.800
4 Tanner Justus	207	4.8	7.3	7.6				12.250
5 Yul Moldauer	211	5.4	8.4	8.1				13.650
6 Genki Suzuki	215	5.7	7.5	7.4				13.150

Pommel Score: **66.600**

Running Score: **134.850**

Pommel Score: **66.750**

Running Score: **136.300**

Name	D	1	2	3	4	5	nd	AVE
1 Evan Hymanson	605	4.7	8.8	8.7				13.450
2 Jonathan Scripnick	615	4.3	8.0	7.7				12.150
3 Mitch Tyndall	617	4.9	7.9	8.0				12.850
4 Josh Martin	613	5.0	7.9	8.0				12.950
5 Austin Lober	612	4.8	7.1	7.2				11.950
6 Anton Stephenson	616	4.4	9.1	9.0				13.450

Name	D	1	2	3	4	5	nd	AVE
1 Levi Anderson	201	4.8	8.7	8.7				13.500
2 Jake Maloley	210	5.4	8.7	8.8				14.150
3 Cameron Wright	218	4.8	8.4	8.4				13.200
4 Matt Wenske	217	4.8	7.8	7.6				12.500
5 Peter Daggett	202	5.4	8.2	8.3				13.650
6 Yul Moldauer	211	5.4	8.9	9.0				14.350

Rings Score: **64.850**

Running Score: **199.700**

Rings Score: **68.850**

Running Score: **205.150**

Name	D	1	2	3	4	5	nd	AVE
1 Charlie Giles	604	4.8	9.3	9.2				14.050
2 Zach Peters	614	4.8	9.2	9.1				13.950
3 Jonathan Scripnick	615	4.8	9.2	9.2				14.000
4 Josh Martin	613	4.8	8.6	8.8			-0.3	13.200
5 Jake Bonnay	602	4.8	9.1	9.0				13.850
6 Anton Stephenson	616	5.2	9.4	9.5				14.650

Name	D	1	2	3	4	5	nd	AVE
1 Morgan Seyler	214	4.8	9.4	9.2				14.100
2 Vitaliy Guimaraes	205	4.9	9.7	9.6				14.550
3 Gage Dyer	203	5.2	9.3	9.1			-0.3	14.100
4 Alexei Vernyi	216	5.2	9.2	9.1				14.350
5 Tanner Justus	207	5.2	9.3	9.1			-0.1	14.300
6 Matt Wenske	217	5.2	9.4	9.4				14.600

Vault Score: **70.500**

Running Score: **270.200**

Vault Score: **71.900**

Running Score: **277.050**

Name	D	1	2	3	4	5	nd	AVE
1 Dillan King	608	4.7	9.0	8.8				13.600
2 Evan Hymanson	605	5.4	8.3	8.2				13.650
3 Mitch Tyndall	617	5.2	8.8	8.8				14.000
4 Griffin Kehler	607	4.8	8.8	8.7				13.550
5 Andrew Zymball	619	5.2	9.2	9.1				14.350
6 Anton Stephenson	616	5.6	8.3	7.9				13.700

Name	D	1	2	3	4	5	nd	AVE
1 Alexei Vernyi	216	5.1	7.7	8.0				12.950
2 Tanner Justus	207	5.1	8.5	8.6				13.650
3 Matt Wenske	217	5.2	8.0	7.7				13.050
4 Genki Suzuki	215	5.3	8.5	8.2				13.650
5 Peter Daggett	202	5.1	9.0	8.9				14.050
6 Spencer Goodell	204	4.5	9.2	9.3				13.750

P. Bar Score: **69.300**

Running Score: **339.500**

P. Bar Score: **68.150**

Running Score: **345.200**

Name	D	1	2	3	4	5	nd	AVE
1 Dillan King	608	4.8	8.3	8.1				13.000
2 Evan Hymanson	605	5.0	7.9	8.1				13.000
3 Khalil Jackson	606	4.7	7.9	8.2				12.750
4 Griffin Kehler	607	4.9	8.5	8.3				13.300
5 Jake Bonnay	602	4.8	8.0	8.0				12.800
6 Anton Stephenson	616	4.8	7.4	7.2				12.100

Name	D	1	2	3	4	5	nd	AVE
1 Vitaliy Guimaraes	205	4.5	8.2	8.1				12.650
2 Peter Daggett	202	5.0	7.0	7.2				12.100
3 Matt Wenske	217	4.7	8.4	8.3				13.050
4 Gage Dyer	203	5.2	8.3	8.1				13.400
5 Genki Suzuki	215	5.5	7.8	7.6				13.200
6 Levi Anderson	201	5.6	8.3	8.0				13.750

H. Bar Score: **64.850**

Running Score: **404.350**

H. Bar Score: **66.050**

Running Score: **411.250**

Final Team Score: **404.350**

Final Team Score: **411.250**

### All-Arounders

	Stephenson	Martin	Kriley	Kehler
FX	12.950	13.100	13.650	14.450
PH	13.450	12.350	13.550	11.700
SR	13.450	12.950	12.300	12.500
VT	14.650	13.200	13.750	14.050
PB	13.700	12.500	12.250	13.650
HB	12.100	0.000	13.000	13.300
AA	80.300	64.100	78.500	79.550

### All-Arounders

	Wenske
FX	13.900
PH	13.000
SR	12.500
VT	14.600
PB	13.050
HB	13.050
AA	80.100

Judge's Signatures \* FX [Signature] PH [Signature] SR [Signature] VT [Signature] PB [Signature] HB [Signature]  
 \* Head Judge  
 Coach's Signature [Signature] Coach's Signature [Signature]

# NCAA Gymnastics Score Sheet

Teams: Home THE OHIO STATE UNIVERSITY Visitor UNIVERSITY OF MINNESOTA

Date Jan 12, 2019 Place USAF ACADEMY COLORADO Attendance 0

Name		D	1	2	3	4	5	nd	AVE	Name		D	1	2	3	4	5	nd	AVE		
FLOOR	1 Josh Seltzer	314	5.4	7.2	7.3				-0.3	12.350	1 Eric Nakamura	714	5.2	8.3	8.4				-0.3	13.250	
	2 Michael Chan	304	5.0	8.0	8.3					13.150	2 Vitali Kan	707	5.5	8.5	8.8					14.150	
	3 Alexander Wilson	320	4.7	7.1	7.0					11.750	3 Shane Wiskus	719	5.6	8.8	8.6					14.300	
	4 Max Andryushchenko	301	5.1	6.9	7.3				-0.3	11.900	4 Colton Dee	702	5.3	7.1	7.0					-0.5	11.850
	5 Sean Neighbarger	311	5.6	8.5	8.3				-0.1	13.900	5 Garrett Kasiski	709	5.2	6.5	6.2						11.550
	6 Joey Bonanno	302	5.7	8.3	8.1					13.900	6 Shaun Herzog	705	5.5	8.5	8.1					-0.1	13.700

Floor Score: **65.200** Running Score: **65.200** Floor Score: **67.250** Running Score: **67.250**

POMMEL	1 Luke Smigiani	315	4.8	7.4	7.3					12.150	1 Danny Yoon	720	3.9	7.6	7.8					11.600
	2 Bobby Costea	307	4.5	7.2	7.2					11.700	2 Vitali Kan	707	4.5	7.8	8.1					12.450
	3 Trevor Cummings	308	5.0	7.9	7.6					12.750	3 Shane Wiskus	719	5.1	9.1	8.9					14.100
	4 Rihards Trans	802	4.6	8.2	8.0					12.700	4 Henry Meeker	712	4.7	7.7	7.4					12.250
	5 Alec Yoder	321	6.0	8.7	8.4					14.550	5 Justin Karstadt	708	5.0	8.8	8.6					13.700
	6 Max Andryushchenko	301	3.9	7.3	7.7					11.400	6 David Pochinka	715	4.4	8.8	8.8					13.200

Pommel Score: **63.850** Running Score: **129.050** Pommel Score: **65.700** Running Score: **132.950**

RINGS	1 Michael Chan	304	4.6	8.7	8.8					13.350	1 Eric Nakamura	714	4.8	7.7	7.9					12.600
	2 Bobby Costea	307	4.6	8.9	8.9					13.500	2 Danny Yoon	720	4.7	7.1	7.4					11.950
	3 Josh Seltzer	314	4.8	8.2	8.3					13.050	3 Shane Wiskus	719	4.9	8.7	8.6					13.550
	4 Max Andryushchenko	301	5.2	7.8	8.0					13.100	4 Colton Dee	702	5.0	8.6	8.8					13.700
	5 Alexander Wilson	320	5.2	8.4	8.6					13.700	5 David Pochinka	715	4.8	8.8	8.8					13.600
	6 Angel Leon	310	4.8	9.0	8.9					13.750	6 Shaun Herzog	705	4.6	8.4	8.4					13.000

Rings Score: **67.400** Running Score: **196.450** Rings Score: **66.450** Running Score: **199.400**

VAULT	1 Jacob Gricar	309	4.8	9.1	9.0					13.850	1 Mike Moran	713	5.2	9.0	8.8				-0.1	14.000	
	2 Dexter Roettker	312	4.8	9.3	9.2					14.050	2 Michael Harris	704	4.8	9.1	9.1					13.900	
	3 Max Andryushchenko	301	4.8	9.3	9.3				-0.1	14.000	3 Shane Wiskus	719	5.2	8.3	8.3					-0.3	13.200
	4 Sean Neighbarger	311	5.2	9.3	9.3				-0.1	14.400	4 Colton Dee	702	4.8	9.1	9.2					13.950	
	5 Alexander Wilson	320	5.2	9.3	9.1					14.400	5 Vitali Kan	707	5.2	9.4	9.5					14.650	
	6 Joey Bonanno	302	5.2	9.1	9.3				-0.1	14.300	6 Shaun Herzog	705	5.2	9.2	9.2					-0.1	14.300

Vault Score: **71.150** Running Score: **267.600** Vault Score: **70.800** Running Score: **270.200**

P. BAR	1 Sean Neighbarger	311	4.9	8.4	8.1					13.150	1 Ben Winkel	718	4.7	8.7	8.9					13.500
	2 Domenic Sciulli	313	5.1	8.7	8.6					13.750	2 Colton Dee	702	4.1	5.0	5.1					9.150
	3 Alexander Wilson	320	4.3	7.3	7.6					11.750	3 Timmy Kutyla	711	5.0	9.2	9.0					14.100
	4 Angel Leon	310	5.1	8.2	7.9					13.150	4 Justin Karstadt	708	4.9	9.3	9.3					14.200
	5 Max Andryushchenko	301	5.1	8.2	8.3					13.350	5 Shaun Herzog	705	5.4	8.8	8.5					14.050
	6 Alec Yoder	321	5.7	9.2	9.1					14.850	6 David Pochinka	715	5.4	7.2	6.7					12.350

P. Bar Score: **68.250** Running Score: **335.850** P. Bar Score: **68.200** Running Score: **338.400**

H. BAR	1 Michael Chan	304	4.8	8.0	8.0					12.800	1 Michael Harris	704	4.8	6.7	6.3					11.300
	2 Domenic Sciulli	313	4.6	7.5	7.0					11.850	2 Colton Dee	702	4.5	8.9	8.9					13.400
	3 Dexter Roettker	312	5.1	6.6	6.3					11.550	3 Shane Wiskus	719	5.3	7.6	7.5					12.850
	4 Angel Leon	310	4.9	7.6	7.4					12.400	4 Timmy Kutyla	711	5.3	8.4	8.6					13.800
	5 Max Andryushchenko	301	4.8	8.5	8.6					13.350	5 Shaun Herzog	705	5.2	7.7	7.3					12.700
	6 Alec Yoder	321	5.1	7.0	7.3					12.250	6 David Pochinka	715	4.8	7.8	8.1					12.750

H. Bar Score: **62.650** Running Score: **398.500** H. Bar Score: **65.500** Running Score: **403.900**

Final Team Score: 398.500 Final Team Score: 403.900

### All-Arounders

FX	Andryushche	11.900				
PH		11.400				
SR		13.100				
VT		14.000				
PB		13.350				
HB		13.350				
AA		77.100				

### All-Arounders

Wiskus	Pochinka	Herzog		
14.300	12.200	13.700		
14.100	13.200	10.300		
13.550	13.600	13.000		
13.200	12.850	14.300		
0.000	12.350	14.050		
12.850	12.750	12.700		
68.000	76.950	78.050		

Judge's Signatures \* FX \* PH \* SR \* VT \* PB \* HB

\* Head Judge: FX PH SR VT PB HB

Coach's Signature: RUSTAM SHARIPOV Coach's Signature: MIKE BURNS

# 2019 Rocky Mountain Open

## Event Results - Floor

Jan 12, 2019



Rank	Num	Name	Gym	Diff	Exec	ND	Score	Out
1	607	Griffin Kehler	Neb	5.200	9.250	..	<b>14.450</b>	0.000
2	203	Gage Dyer	OU	5.800	8.600	..	<b>14.400</b>	0.050
3	719	Shane Wiskus	Minn	5.600	8.700	..	<b>14.300</b>	0.150
4	707	Vitali Kan	Minn	5.500	8.650	..	<b>14.150</b>	0.300
5	205	Vitaliy Guimaraes	OU	5.600	8.350	..	<b>13.950</b>	0.500
6T	614	Zach Peters	Neb	5.100	8.800	..	<b>13.900</b>	0.550
6T	311	Sean Neighbarger	OSU	5.600	8.400	-0.1	<b>13.900</b>	0.550
6T	217	Matt Wenske	OU	5.800	8.200	-0.1	<b>13.900</b>	0.550
6T	302	Joey Bonanno	OSU	5.700	8.200	..	<b>13.900</b>	0.550
10T	602	Jake Bonnay	Neb	5.500	8.450	-0.1	<b>13.850</b>	0.600
10T	6	Ryan Girouard	AF	5.500	8.350	..	<b>13.850</b>	0.600
12	207	Tanner Justus	OU	5.400	8.350	..	<b>13.750</b>	0.700
13	705	Shaun Herzog	Minn	5.500	8.300	-0.1	<b>13.700</b>	0.750
14	610	Evan Kriley	Neb	4.700	8.950	..	<b>13.650</b>	0.800
15	216	Alexei Vernyi	OU	5.700	7.850	..	<b>13.550</b>	0.900
16	20	Frankie Valentin	AF	4.700	8.750	..	<b>13.450</b>	1.000
17T	11	Scott McMurray	AF	4.600	8.800	..	<b>13.400</b>	1.050
17T	8	Collin Hickey	AF	5.000	8.500	-0.1	<b>13.400</b>	1.050
17T	19	Jonah Urlaub	AF	5.000	8.400	..	<b>13.400</b>	1.050
20	714	Eric Nakamura	Minn	5.200	8.350	-0.3	<b>13.250</b>	1.200
21T	9	Christian Kalustian	AF	4.900	8.250	..	<b>13.150</b>	1.300
21T	304	Michael Chan	OSU	5.000	8.150	..	<b>13.150</b>	1.300
23	613	Josh Martin	Neb	4.900	8.300	-0.1	<b>13.100</b>	1.350
24	616	Anton Stephenson	Neb	5.200	7.750	..	<b>12.950</b>	1.500
25	406	Dalton Hopkins	ASU	4.900	8.050	-0.1	<b>12.850</b>	1.600
26	410	Esteban Montiel	ASU	4.500	8.250	..	<b>12.750</b>	1.700
27	407	Kirk Malm	ASU	4.100	8.600	..	<b>12.700</b>	1.750
28T	405	Ryan Dietzman	ASU	4.400	8.450	-0.3	<b>12.550</b>	1.900
28T	414	Will Sweeten	ASU	4.400	8.150	..	<b>12.550</b>	1.900
30	314	Josh Seltzer	OSU	5.400	7.250	-0.3	<b>12.350</b>	2.100
31	715	David Pochinka	Minn	4.800	7.400	..	<b>12.200</b>	2.250
32	502	Will Pierce	SCU	3.900	8.200	..	<b>12.100</b>	2.350
33	301	Max Andryuhshenko	OSU	5.100	7.100	-0.3	<b>11.900</b>	2.550
34	702	Colton Dee	Minn	5.300	7.050	-0.5	<b>11.850</b>	2.600
35	320	Alexander Wilson	OSU	4.700	7.050	..	<b>11.750</b>	2.700
36	214	Morgan Seyler	OU	5.400	6.300	..	<b>11.700</b>	2.750
37	604	Charlie Giles	Neb	5.100	6.500	..	<b>11.600</b>	2.850
38	709	Garrett Kasiski	Minn	5.200	6.350	..	<b>11.550</b>	2.900
39	501	Nick Horner	SCU	3.600	7.850	..	<b>11.450</b>	3.000
40T	801	Calvin Valrie	SCU	4.200	6.800	-0.5	<b>10.500</b>	3.950
40T	409	Anthony Mills	ASU	4.800	6.300	-0.6	<b>10.500</b>	3.950
42*	415	Kiwan Watts	ASU	..	..	..	..	14.450
42*	103	Tim Wang	OTC	..	..	..	..	14.450

# 2019 Rocky Mountain Open

## Event Results - Pommel

Jan 12, 2019

Page: 1  
Printed: 1/12/2019 9:09 PM

Men / E  
Session: 1



Rank	Num	Name	Gym	Diff	Exec	ND	Score	Out
1	321	Alec Yoder	OSU	6.000	8.550	..	<b>14.550</b>	0.000
2	719	Shane Wiskus	Minn	5.100	9.000	..	<b>14.100</b>	0.450
3T	213	Brian Schibler	OU	4.700	9.100	..	<b>13.800</b>	0.750
3T	606	Khalil Jackson	Neb	5.300	8.500	..	<b>13.800</b>	0.750
5	708	Justin Karstadt	Minn	5.000	8.700	..	<b>13.700</b>	0.850
6	211	Yul Moldauer	OU	5.400	8.250	..	<b>13.650</b>	0.900
7	416	Jordan Williams	ASU	4.800	8.800	..	<b>13.600</b>	0.950
8T	610	Evan Kriley	Neb	4.700	8.850	..	<b>13.550</b>	1.000
8T	201	Levi Anderson	OU	5.100	8.450	..	<b>13.550</b>	1.000
10	404	Kyle Burriss	ASU	5.000	8.500	..	<b>13.500</b>	1.050
11	616	Anton Stephenson	Neb	5.100	8.350	..	<b>13.450</b>	1.100
12	715	David Pochinka	Minn	4.400	8.800	..	<b>13.200</b>	1.350
13	215	Genki Suzuki	OU	5.700	7.450	..	<b>13.150</b>	1.400
14	407	Kirk Malm	ASU	4.400	8.700	..	<b>13.100</b>	1.450
15T	11	Scott McMurray	AF	4.600	8.450	..	<b>13.050</b>	1.500
15T	617	Mitch Tyndall	Neb	5.200	7.850	..	<b>13.050</b>	1.500
17	217	Matt Wenske	OU	4.200	8.800	..	<b>13.000</b>	1.550
18T	308	Trevor Cummings	OSU	5.000	7.750	..	<b>12.750</b>	1.800
18T	604	Charlie Giles	Neb	5.400	7.350	..	<b>12.750</b>	1.800
20T	502	Will Pierce	SCU	4.500	8.200	..	<b>12.700</b>	1.850
20T	802	Rihards Trans	OSU	4.600	8.100	..	<b>12.700</b>	1.850
22	208	Grant Kell	OU	5.000	7.600	..	<b>12.600</b>	1.950
23	707	Vitali Kan	Minn	4.500	7.950	..	<b>12.450</b>	2.100
24	613	Josh Martin	Neb	4.900	7.450	..	<b>12.350</b>	2.200
25T	801	Calvin Valrie	SCU	4.100	8.200	..	<b>12.300</b>	2.250
25T	19	Jonah Urlaub	AF	4.700	7.600	..	<b>12.300</b>	2.250
25T	20	Frankie Valentin	AF	4.800	7.500	..	<b>12.300</b>	2.250
28T	712	Henry Meeker	Minn	4.700	7.550	..	<b>12.250</b>	2.300
28T	207	Tanner Justus	OU	4.800	7.450	..	<b>12.250</b>	2.300
30	315	Luke Smigliani	OSU	4.800	7.350	..	<b>12.150</b>	2.400
31	413	Caleb Rodriguez	ASU	4.700	7.400	..	<b>12.100</b>	2.450
32	415	Kiwan Watts	ASU	4.200	7.800	..	<b>12.000</b>	2.550
33T	607	Griffin Kehler	Neb	4.400	7.300	..	<b>11.700</b>	2.850
33T	307	Bobby Costea	OSU	4.500	7.200	..	<b>11.700</b>	2.850
35	720	Danny Yoon	Minn	3.900	7.700	..	<b>11.600</b>	2.950
36	301	Max Andryuhschenko	OSU	3.900	7.500	..	<b>11.400</b>	3.150
37	411	Colton Palmer	ASU	3.900	7.450	..	<b>11.350</b>	3.200
38	13	Zack Polen	AF	4.300	6.800	..	<b>11.100</b>	3.450
39	14	Nathan Reed	AF	3.900	7.050	..	<b>10.950</b>	3.600
40	705	Shaun Herzog	Minn	4.000	6.300	..	<b>10.300</b>	4.250
41	501	Nick Horner	SCU	4.000	6.250	..	<b>10.250</b>	4.300
42	6	Ryan Girouard	AF	4.200	6.000	..	<b>10.200</b>	4.350
43	410	Esteban Montiel	ASU	3.900	6.200	..	<b>10.100</b>	4.450
44	103	Tim Wang	OTC	0.000	0.000	..	<b>0.000</b>	14.550

# 2019 Rocky Mountain Open

## Event Results - Rings

Jan 12, 2019

Page: 1  
Printed: 1/12/2019 9:09 PM

Men / E  
Session: 1



Rank	Num	Name	Gym	Diff	Exec	ND	Score	Out
1	211	Yul Moldauer	OU	5.400	8.950	..	<b>14.350</b>	0.000
2	210	Jake Maloley	OU	5.400	8.750	..	<b>14.150</b>	0.200
3	415	Kiwan Watts	ASU	5.100	8.800	..	<b>13.900</b>	0.450
4	310	Angel Leon	OSU	4.800	8.950	..	<b>13.750</b>	0.600
5T	702	Colton Dee	Minn	5.000	8.700	..	<b>13.700</b>	0.650
5T	320	Alexander Wilson	OSU	5.200	8.500	..	<b>13.700</b>	0.650
7	202	Peter Daggett	OU	5.400	8.250	..	<b>13.650</b>	0.700
8	715	David Pochinka	Minn	4.800	8.800	..	<b>13.600</b>	0.750
9	719	Shane Wiskus	Minn	4.900	8.650	..	<b>13.550</b>	0.800
10T	307	Bobby Costea	OSU	4.600	8.900	..	<b>13.500</b>	0.850
10T	201	Levi Anderson	OU	4.800	8.700	..	<b>13.500</b>	0.850
12T	616	Anton Stephenson	Neb	4.400	9.050	..	<b>13.450</b>	0.900
12T	605	Evan Hymanson	Neb	4.700	8.750	..	<b>13.450</b>	0.900
14	304	Michael Chan	OSU	4.600	8.750	..	<b>13.350</b>	1.000
15	218	Cameron Wright	OU	4.800	8.400	..	<b>13.200</b>	1.150
16	19	Jonah Urlaub	AF	4.700	8.450	..	<b>13.150</b>	1.200
17	301	Max Andryuhschenko	OSU	5.200	7.900	..	<b>13.100</b>	1.250
18	314	Josh Seltzer	OSU	4.800	8.250	..	<b>13.050</b>	1.300
19T	705	Shaun Herzog	Minn	4.600	8.400	..	<b>13.000</b>	1.350
19T	20	Frankie Valentin	AF	5.000	8.000	..	<b>13.000</b>	1.350
21T	16	Allen Shadan	AF	4.600	8.350	..	<b>12.950</b>	1.400
21T	613	Josh Martin	Neb	5.000	7.950	..	<b>12.950</b>	1.400
23	617	Mitch Tyndall	Neb	4.900	7.950	..	<b>12.850</b>	1.500
24	416	Jordan Williams	ASU	4.100	8.700	..	<b>12.800</b>	1.550
25	406	Dalton Hopkins	ASU	3.900	8.850	..	<b>12.750</b>	1.600
26	4	Ethan Esval	AF	4.800	7.900	..	<b>12.700</b>	1.650
27	13	Zack Polen	AF	4.400	8.250	..	<b>12.650</b>	1.700
28T	18	Lukas Texeira	AF	4.600	8.000	..	<b>12.600</b>	1.750
28T	714	Eric Nakamura	Minn	4.800	7.800	..	<b>12.600</b>	1.750
30	402	Christopher Bartee	ASU	4.200	8.350	..	<b>12.550</b>	1.800
31T	607	Griffin Kehler	Neb	4.200	8.300	..	<b>12.500</b>	1.850
31T	217	Matt Wenske	OU	4.800	7.700	..	<b>12.500</b>	1.850
33	403	Will Bughi	ASU	4.500	7.850	..	<b>12.350</b>	2.000
34	610	Evan Kriley	Neb	4.300	8.000	..	<b>12.300</b>	2.050
35	615	Jonathan Scripnick	Neb	4.300	7.850	..	<b>12.150</b>	2.200
36T	720	Danny Yoon	Minn	4.700	7.250	..	<b>11.950</b>	2.400
36T	612	Austin Lober	Neb	4.800	7.150	..	<b>11.950</b>	2.400
38	801	Calvin Valrie	SCU	3.300	8.400	..	<b>11.700</b>	2.650
39	407	Kirk Malm	ASU	3.400	8.100	..	<b>11.500</b>	2.850
40	410	Esteban Montiel	ASU	3.600	7.850	..	<b>11.450</b>	2.900
41	502	Will Pierce	SCU	3.900	7.450	..	<b>11.350</b>	3.000
42	501	Nick Horner	SCU	3.200	6.850	..	<b>10.050</b>	4.300
43	103	Tim Wang	OTC	..	..	..	..	14.350

# 2019 Rocky Mountain Open

## Event Results - Vault

Jan 12, 2019

Page: 1  
Printed: 1/12/2019 9:09 PM

Men / E  
Session: 1



Rank	Num	Name	Gym	Diff	Exec	ND	Score	Out
1*	707	Vitali Kan	Minn	5.200	9.450	..	<b>14.650</b>	0.000
1*	616	Anton Stephenson	Neb	5.200	9.450	..	<b>14.650</b>	0.000
3	217	Matt Wenske	OU	5.200	9.400	..	<b>14.600</b>	0.050
4	205	Vitaliy Guimaraes	OU	4.900	9.650	..	<b>14.550</b>	0.100
5	19	Jonah Urlaub	AF	4.900	9.550	..	<b>14.450</b>	0.200
6T	311	Sean Neighbarger	OSU	5.200	9.300	-0.1	<b>14.400</b>	0.250
6T	320	Alexander Wilson	OSU	5.200	9.200	..	<b>14.400</b>	0.250
8T	409	Anthony Mills	ASU	4.800	9.550	..	<b>14.350</b>	0.300
8T	216	Alexei Vernyi	OU	5.200	9.150	..	<b>14.350</b>	0.300
10*	705	Shaun Herzog	Minn	5.200	9.200	-0.1	<b>14.300</b>	0.350
10*	302	Joey Bonanno	OSU	5.200	9.200	-0.1	<b>14.300</b>	0.350
10*	207	Tanner Justus	OU	5.200	9.200	-0.1	<b>14.300</b>	0.350
13	415	Kiwan Watts	ASU	5.200	9.350	-0.3	<b>14.250</b>	0.400
14T	214	Morgan Seyler	OU	4.800	9.300	..	<b>14.100</b>	0.550
14T	203	Gage Dyer	OU	5.200	9.200	-0.3	<b>14.100</b>	0.550
16*	607	Griffin Kehler	Neb	4.800	9.250	..	<b>14.050</b>	0.600
16*	604	Charlie Giles	Neb	4.800	9.250	..	<b>14.050</b>	0.600
16*	312	Dexter Roettker	OSU	4.800	9.250	..	<b>14.050</b>	0.600
19T	301	Max Andryuhschenko	OSU	4.800	9.300	-0.1	<b>14.000</b>	0.650
19T	615	Jonathan Scripnick	Neb	4.800	9.200	..	<b>14.000</b>	0.650
19T	713	Mike Moran	Minn	5.200	8.900	-0.1	<b>14.000</b>	0.650
22*	702	Colton Dee	Minn	4.800	9.150	..	<b>13.950</b>	0.700
22*	614	Zach Peters	Neb	4.800	9.150	..	<b>13.950</b>	0.700
24	704	Michael Harris	Minn	4.800	9.100	..	<b>13.900</b>	0.750
25*	602	Jake Bonnay	Neb	4.800	9.050	..	<b>13.850</b>	0.800
25*	309	Jacob Gricar	OSU	4.800	9.050	..	<b>13.850</b>	0.800
27T	8	Collin Hickey	AF	4.400	9.350	..	<b>13.750</b>	0.900
27T	610	Evan Kriley	Neb	4.800	8.950	..	<b>13.750</b>	0.900
29	414	Will Sweeten	ASU	4.800	8.900	..	<b>13.700</b>	0.950
30	20	Frankie Valentin	AF	4.400	9.150	..	<b>13.550</b>	1.100
31T	6	Ryan Girouard	AF	4.100	9.400	..	<b>13.500</b>	1.150
31T	18	Lukas Texeira	AF	4.400	9.200	-0.1	<b>13.500</b>	1.150
33T	405	Ryan Dietzman	ASU	4.000	9.400	..	<b>13.400</b>	1.250
33T	410	Esteban Montiel	ASU	4.800	8.900	-0.3	<b>13.400</b>	1.250
35T	613	Josh Martin	Neb	4.800	8.700	-0.3	<b>13.200</b>	1.450
35T	719	Shane Wiskus	Minn	5.200	8.300	-0.3	<b>13.200</b>	1.450
37*	801	Calvin Valrie	SCU	4.000	8.950	..	<b>12.950</b>	1.700
37*	407	Kirk Malm	ASU	4.000	8.950	..	<b>12.950</b>	1.700
39	715	David Pochinka	Minn	4.800	8.050	..	<b>12.850</b>	1.800
40	9	Christian Kalustian	AF	4.000	8.750	..	<b>12.750</b>	1.900
41	502	Will Pierce	SCU	4.000	8.300	..	<b>12.300</b>	2.350
42	501	Nick Horner	SCU	3.200	9.100	-0.1	<b>12.200</b>	2.450
43	103	Tim Wang	OTC	..	..	..	..	14.650

# 2019 Rocky Mountain Open

## Event Results - P Bars

Jan 12, 2019

Page: 1  
Printed: 1/12/2019 9:09 PM

Men / E  
Session: 1



Rank	Num	Name	Gym	Diff	Exec	ND	Score	Out
1	321	Alec Yoder	OSU	5.700	9.150	..	<b>14.850</b>	0.000
2	415	Kiwan Watts	ASU	5.200	9.350	..	<b>14.550</b>	0.300
3	619	Andrew Zymball	Neb	5.200	9.150	..	<b>14.350</b>	0.500
4	708	Justin Karstadt	Minn	4.900	9.300	..	<b>14.200</b>	0.650
5	711	Timmy Kutyla	Minn	5.000	9.100	..	<b>14.100</b>	0.750
6T	202	Peter Daggett	OU	5.100	8.950	..	<b>14.050</b>	0.800
6T	705	Shaun Herzog	Minn	5.400	8.650	..	<b>14.050</b>	0.800
8	617	Mitch Tyndall	Neb	5.200	8.800	..	<b>14.000</b>	0.850
9T	204	Spencer Goodell	OU	4.500	9.250	..	<b>13.750</b>	1.100
9T	313	Domenic Sciulli	OSU	5.100	8.650	..	<b>13.750</b>	1.100
11	616	Anton Stephenson	Neb	5.600	8.100	..	<b>13.700</b>	1.150
12T	207	Tanner Justus	OU	5.100	8.550	..	<b>13.650</b>	1.200
12T	215	Genki Suzuki	OU	5.300	8.350	..	<b>13.650</b>	1.200
12T	605	Evan Hymanson	Neb	5.400	8.250	..	<b>13.650</b>	1.200
15*	608	Dillan King	Neb	4.700	8.900	..	<b>13.600</b>	1.250
15*	13	Zack Polen	AF	4.700	8.900	..	<b>13.600</b>	1.250
17	607	Griffin Kehler	Neb	4.800	8.750	..	<b>13.550</b>	1.300
18	718	Ben Winkel	Minn	4.700	8.800	..	<b>13.500</b>	1.350
19	19	Jonah Urlaub	AF	4.700	8.750	..	<b>13.450</b>	1.400
20	301	Max Andryuhschenko	OSU	5.100	8.250	..	<b>13.350</b>	1.500
21*	416	Jordan Williams	ASU	4.000	9.200	..	<b>13.200</b>	1.650
21*	413	Caleb Rodriguez	ASU	4.000	9.200	..	<b>13.200</b>	1.650
23T	410	Esteban Montiel	ASU	4.200	8.950	..	<b>13.150</b>	1.700
23T	311	Sean Neighbarger	OSU	4.900	8.250	..	<b>13.150</b>	1.700
23T	310	Angel Leon	OSU	5.100	8.050	..	<b>13.150</b>	1.700
26	217	Matt Wenske	OU	5.200	7.850	..	<b>13.050</b>	1.800
27T	412	Andre Pelletier	ASU	3.900	9.050	..	<b>12.950</b>	1.900
27T	216	Alexei Vernyi	OU	5.100	7.850	..	<b>12.950</b>	1.900
29	14	Nathan Reed	AF	3.900	8.700	..	<b>12.600</b>	2.250
30T	16	Allen Shadan	AF	4.600	7.900	..	<b>12.500</b>	2.350
30T	613	Josh Martin	Neb	4.800	7.700	..	<b>12.500</b>	2.350
32	715	David Pochinka	Minn	5.400	6.950	..	<b>12.350</b>	2.500
33	801	Calvin Valrie	SCU	3.900	8.400	..	<b>12.300</b>	2.550
34	610	Evan Kriley	Neb	4.700	7.550	..	<b>12.250</b>	2.600
35	407	Kirk Malm	ASU	3.300	8.600	..	<b>11.900</b>	2.950
36	320	Alexander Wilson	OSU	4.300	7.450	..	<b>11.750</b>	3.100
37	11	Scott McMurray	AF	3.800	7.500	..	<b>11.300</b>	3.550
38T	401	Andrew Atkeson	ASU	4.100	7.150	..	<b>11.250</b>	3.600
38T	4	Ethan Esval	AF	5.000	6.250	..	<b>11.250</b>	3.600
40	502	Will Pierce	SCU	4.000	7.050	..	<b>11.050</b>	3.800
41	501	Nick Horner	SCU	4.000	5.750	..	<b>9.750</b>	5.100
42	702	Colton Dee	Minn	4.100	5.050	..	<b>9.150</b>	5.700
43*	719	Shane Wiskus	Minn	.....	.....	..	.....	14.850
43*	103	Tim Wang	OTC	.....	.....	..	.....	14.850

# 2019 Rocky Mountain Open

## Event Results - H Bar

Men / E  
Session: 1

Jan 12, 2019



Rank	Num	Name	Gym	Diff	Exec	ND	Score	Out
1	18	Lukas Texeira	AF	5.400	9.050	..	<b>14.450</b>	0.000
2	711	Timmy Kutyla	Minn	5.300	8.500	..	<b>13.800</b>	0.650
3	201	Levi Anderson	OU	5.600	8.150	..	<b>13.750</b>	0.700
4T	702	Colton Dee	Minn	4.500	8.900	..	<b>13.400</b>	1.050
4T	203	Gage Dyer	OU	5.200	8.200	..	<b>13.400</b>	1.050
6	301	Max Andryuhshenko	OSU	4.800	8.550	..	<b>13.350</b>	1.100
7	607	Griffin Kehler	Neb	4.900	8.400	..	<b>13.300</b>	1.150
8T	416	Jordan Williams	ASU	4.100	9.150	..	<b>13.250</b>	1.200
8T	415	Kiwan Watts	ASU	4.900	8.350	..	<b>13.250</b>	1.200
10	215	Genki Suzuki	OU	5.500	7.700	..	<b>13.200</b>	1.250
11	217	Matt Wenske	OU	4.700	8.350	..	<b>13.050</b>	1.400
12T	412	Andre Pelletier	ASU	4.300	8.700	..	<b>13.000</b>	1.450
12T	608	Dillan King	Neb	4.800	8.200	..	<b>13.000</b>	1.450
12*	610	Evan Kriley	Neb	5.000	8.000	..	<b>13.000</b>	1.450
12*	605	Evan Hymanson	Neb	5.000	8.000	..	<b>13.000</b>	1.450
16	719	Shane Wiskus	Minn	5.300	7.550	..	<b>12.850</b>	1.600
17*	602	Jake Bonnay	Neb	4.800	8.000	..	<b>12.800</b>	1.650
17*	304	Michael Chan	OSU	4.800	8.000	..	<b>12.800</b>	1.650
19T	606	Khalil Jackson	Neb	4.700	8.050	..	<b>12.750</b>	1.700
19T	715	David Pochinka	Minn	4.800	7.950	..	<b>12.750</b>	1.700
21	705	Shaun Herzog	Minn	5.200	7.500	..	<b>12.700</b>	1.750
22	205	Vitaliy Guimaraes	OU	4.500	8.150	..	<b>12.650</b>	1.800
23T	407	Kirk Malm	ASU	4.100	8.450	..	<b>12.550</b>	1.900
23T	6	Ryan Girouard	AF	4.600	7.950	..	<b>12.550</b>	1.900
25	401	Andrew Atkeson	ASU	4.000	8.500	..	<b>12.500</b>	1.950
26	310	Angel Leon	OSU	4.900	7.500	..	<b>12.400</b>	2.050
27T	411	Colton Palmer	ASU	3.800	8.450	..	<b>12.250</b>	2.200
27T	321	Alec Yoder	OSU	5.100	7.150	..	<b>12.250</b>	2.200
29T	616	Anton Stephenson	Neb	4.800	7.300	..	<b>12.100</b>	2.350
29T	202	Peter Daggett	OU	5.000	7.100	..	<b>12.100</b>	2.350
31T	313	Domenic Sciulli	OSU	4.600	7.250	..	<b>11.850</b>	2.600
31T	9	Christian Kalustian	AF	4.700	7.150	..	<b>11.850</b>	2.600
33	312	Dexter Roettker	OSU	5.100	6.450	..	<b>11.550</b>	2.900
34	704	Michael Harris	Minn	4.800	6.500	..	<b>11.300</b>	3.150
35	1	Brandon Bzoskie	AF	4.200	7.050	..	<b>11.250</b>	3.200
36	8	Collin Hickey	AF	3.900	6.700	..	<b>10.600</b>	3.850
37	20	Frankie Valentin	AF	3.600	6.650	..	<b>10.250</b>	4.200
38	410	Esteban Montiel	ASU	3.600	6.400	..	<b>10.000</b>	4.450
39	801	Calvin Valrie	SCU	3.100	6.800	..	<b>9.900</b>	4.550
40	502	Will Pierce	SCU	3.900	5.600	..	<b>9.500</b>	4.950
41	501	Nick Horner	SCU	2.100	6.350	..	<b>8.450</b>	6.000
42*	613	Josh Martin	Neb	.....	.....	..	.....	14.450
42*	103	Tim Wang	OTC	.....	.....	..	.....	14.450







# 2019 Rocky Mountain Open

## Event Results - AA

Jan 12, 2019

Page: 1  
Printed: 1/12/2019 9:09 PM

Men / E  
Session: 1

Rank	Num	Name	Gym							AA
1	616	Anton Stephenson	Neb	12.950	13.450	13.450	14.650	13.700	12.100	80.300
2	217	Matt Wenske	OU	13.900	13.000	12.500	14.600	13.050	13.050	80.100
3	607	Griffin Kehler	Neb	14.450	11.700	12.500	14.050	13.550	13.300	79.550
4	610	Evan Kriley	Neb	13.650	13.550	12.300	13.750	12.250	13.000	78.500
5	705	Shaun Herzog	Minn	13.700	10.300	13.000	14.300	14.050	12.700	78.050
6	301	Max Andryuhschenko	OSU	11.900	11.400	13.100	14.000	13.350	13.350	77.100
7	715	David Pochinka	Minn	12.200	13.200	13.600	12.850	12.350	12.750	76.950
8	407	Kirk Malm	ASU	12.700	13.100	11.500	12.950	11.900	12.550	74.700
9	410	Esteban Montiel	ASU	12.750	10.100	11.450	13.400	13.150	10.000	70.850
10	801	Calvin Valrie	SCU	10.500	12.300	11.700	12.950	12.300	9.900	69.650
11	502	Will Pierce	SCU	12.100	12.700	11.350	12.300	11.050	9.500	69.000
12	719	Shane Wiskus	Minn	14.300	14.100	13.550	13.200		12.850	68.000
13	415	Kiwan Watts	ASU		12.000	13.900	14.250	14.550	13.250	67.950
14	613	Josh Martin	Neb	13.100	12.350	12.950	13.200	12.500		64.100
15	501	Nick Horner	SCU	11.450	10.250	10.050	12.200	9.750	8.450	62.150
16	103	Tim Wang	OTC		0.000					0.000