

ALL-TIME COACHING RECORDS



PHYLLIS BAILEY
1966-70
(28-10, .737)



MARY COMBS
1971-72
(14-6, .700)



DEBBIE WILSON
1973-80
(157-58, .739)



TARA VANDERVEER
1981-85
(110-37, .748)



NANCY DARSCH
1986-97
(234-125, .652)



BETH BURNS
1998-2002
(81-65, .555)



JIM FOSTER
2003-13
(279-82, .772)



KEVIN MCGUFF
2014-Present
(137-66, .675)

| Year | Overall Won-Lost | Overall Pct. | Big Ten Won-Lost | Big Ten Pct. | Big Ten Finish | Big Ten Tournament | Postseason | Head Coach |
|---------------|------------------|--------------|------------------|--------------|----------------|----------------------|-------------------------|-------------------|
| 1965-66# | 3-4 | .429 | — | — | — | — | — | Phyllis J. Bailey |
| 1966-67 | 5-3 | .625 | — | — | — | — | — | Phyllis J. Bailey |
| 1967-68 | 5-1 | .833 | — | — | — | — | — | Phyllis J. Bailey |
| 1968-69 | 8-2 | .800 | — | — | — | — | — | Phyllis J. Bailey |
| 1969-70 | 7-0 | 1.000 | — | — | — | — | — | Phyllis J. Bailey |
| 1970-71 | 4-2 | .667 | — | — | — | — | — | Mary Combs |
| 1971-72 | 10-4 | .714 | — | — | — | — | — | Mary Combs |
| 1972-73 | 15-1 | .938 | — | — | — | — | — | Debbie Wilson |
| 1973-74 | 18-2 | .900 | — | — | — | — | — | Debbie Wilson |
| 1974-75 | 19-5 | .792 | — | — | — | — | — | Debbie Wilson |
| 1975-76^ | 26-6 | .893 | — | — | — | 3-0/1st | — | Debbie Wilson |
| 1976-77 | 21-7 | .750 | — | — | — | 3-0/1st | — | Debbie Wilson |
| 1977-78 | 23-8 | .742 | — | — | — | 3-0/1st | — | Debbie Wilson |
| 1978-79 | 19-11 | .633 | — | — | — | 2-1/3rd | — | Debbie Wilson |
| 1979-80 | 16-18 | .471 | — | — | — | 0-1/16th | — | Debbie Wilson |
| 1980-81 | 17-15 | .531 | — | — | — | 2-1/3rd | — | Tara VanDerveer |
| 1981-82& | 20-7 | .741 | — | — | — | 3-0/1st | NCAA First Round | Tara VanDerveer |
| 1982-83% | 23-5 | .821 | 15-3 | .833 | T1st | — | — | Tara VanDerveer |
| 1983-84 | 22-7 | .759 | 17-1 | .944 | 1st | — | NCAA First Round | Tara VanDerveer |
| 1984-85 | 28-3 | .903 | 18-0 | 1.000 | 1st | — | NCAA Elite Eight | Tara VanDerveer |
| 1985-86 | 23-7 | .767 | 16-2 | .889 | 1st | — | NCAA Sweet 16 | Nancy Darsch |
| 1986-87 | 26-5 | .839 | 17-1 | .944 | T1st | — | NCAA Elite Eight | Nancy Darsch |
| 1987-88 | 25-5 | .833 | 16-2 | .889 | 2nd | — | NCAA Sweet 16 | Nancy Darsch |
| 1988-89 | 24-6 | .800 | 16-2 | .889 | T1st | — | NCAA Sweet 16 | Nancy Darsch |
| 1989-90 | 18-12 | .600 | 11-7 | .611 | T4th | — | NCAA Second Round | Nancy Darsch |
| 1990-91 | 11-17 | .392 | 8-10 | .444 | T5th | — | — | Nancy Darsch |
| 1991-92 | 15-13 | .536 | 9-9 | .500 | 5th | — | — | Nancy Darsch |
| 1992-93 | 28-4 | .875 | 16-2 | .889 | T1st | — | NCAA National Runner-Up | Nancy Darsch |
| 1993-94 | 14-14 | .500 | 7-11 | .333 | T7th | — | — | Nancy Darsch |
| 1994-95 | 17-13 | .567 | 7-9 | .438 | T7th | 3-1 | — | Nancy Darsch |
| 1995-96 | 21-13 | .618 | 8-8 | .500 | T6th | 2-1 | NCAA Second Round | Nancy Darsch |
| 1996-97 | 12-16 | .433 | 3-13 | .188 | 10th | 1-1 | — | Nancy Darsch |
| 1997-98 | 15-12 | .556 | 7-9 | .438 | 8th | 1-1 | — | Beth Burns |
| 1998-99 | 17-12 | .607 | 9-7 | .692 | T4th | 1-1 | NCAA First Round | Beth Burns |
| 1999-00 | 13-15 | .464 | 5-11 | .313 | T8th | 1-1 | — | Beth Burns |
| 2000-01 | 22-11 | .667 | 6-10 | .375 | 8th | 1-1 | WNIT Champion | Beth Burns |
| 2001-02 | 14-15 | .483 | 8-8 | .500 | T5th | 1-1 | — | Beth Burns |
| 2002-03 | 22-10 | .688 | 10-6 | .625 | T4th | 2-1 | NCAA Second Round | Jim Foster |
| 2003-04 | 21-10 | .677 | 11-5 | .688 | 3rd | 1-1 | NCAA Second Round | Jim Foster |
| 2004-05 | 30-5 | .857 | 14-2 | .875 | T1st | 1-1 | NCAA Sweet 16 | Jim Foster |
| 2005-06 | 29-3 | .906 | 15-1 | .938 | 1st | 3-0 | NCAA Second Round | Jim Foster |
| 2006-07 | 28-4 | .875 | 15-1 | .938 | 1st | 2-1 | NCAA First Round | Jim Foster |
| 2007-08 | 22-9 | .710 | 13-5 | .722 | T1st | 0-1 | NCAA First Round | Jim Foster |
| 2008-09 | 29-6 | .829 | 15-3 | .833 | 1st | 3-0 | NCAA Sweet 16 | Jim Foster |
| 2009-10 | 31-5 | .861 | 15-3 | .833 | 1st | 3-0 | NCAA Second Round | Jim Foster |
| 2010-11 | 24-10 | .706 | 10-6 | .625 | T3rd | 3-0 | NCAA Sweet 16 | Jim Foster |
| 2011-12 | 25-7 | .781 | 11-5 | .688 | T2nd | 1-1 | NCAA First Round | Jim Foster |
| 2012-13 | 18-13 | .580 | 7-9 | .437 | T8th | 1-1 | — | Jim Foster |
| 2013-14 | 17-18 | .485 | 5-11 | .312 | T-8th | 2-1 | — | Kevin McGuff |
| 2014-15 | 24-11 | .688 | 13-5 | .722 | 3rd | 2-1 | NCAA Second Round | Kevin McGuff |
| 2015-16 | 26-8 | .765 | 15-3 | .833 | 2nd | 1-1 | NCAA Sweet 16 | Kevin McGuff |
| 2016-17 | 28-7 | .800 | 15-1 | .938 | T1st | 1-1 | NCAA Sweet 16 | Kevin McGuff |
| 2017-18 | 28-7 | .800 | 13-3 | .813 | 1st | 3-0 | NCAA Second Round | Kevin McGuff |
| 2018-19 | 14-15 | .483 | 10-8 | .556 | 5th | 0-1 | WNIT First Round | Kevin McGuff |
| 54 Yrs | 1,040-449 | .698 | 426-205 | .675 | | 40-20 (.667)^ | | |

#Bailey coached prior to 1965-66. Ohio State marks the 1965-66 season as the transition between intramural and intercollegiate basketball. ^The first official Big Ten Tournament, which was a double-elimination event, took place during the 1981-82 season. Big Ten Tournaments were abandoned until the 1994-95 season, when the league returned to the current postseason Big Ten Tournament format. The total above does not include Ohio State's 16-3 Big Ten record from 1975-76 to 1981-82; &Official NCAA championships began with the 1981-82 season; %The Big Ten began league play officially with the 1982-83 season.

INDIVIDUAL LEADERS

CAREER RECORDS

| | | | |
|----------------------------------|--------------------|-------------------|---------|
| Games Played: | 139 | Kelsey Mitchell | 2015-18 |
| Consecutive Games Started: | 139 | Kelsey Mitchell | 2015-18 |
| Field Goals Made: | 1,142 (of 2,156) | Jantel Lavender | 2008-11 |
| Field Goals Attempted: | 2,560 (1,120 made) | Kelsey Mitchell | 2015-18 |
| Field Goal Pct.: | .621 (500 of 805) | June Brewer | 1975-78 |
| 3-Pt. FG Made: | 497 (of 1,286) | Kelsey Mitchell | 2015-18 |
| 3-Pt. FG Attempted: | 1,286 (497 made) | Kelsey Mitchell | 2015-18 |
| 3-Pt. FG Pct.: | .458 (82 of 179) | Cheryl Perozek | 1988-91 |
| Free Throws Made: | 708 (of 845) | Katie Smith | 1993-96 |
| Free Throws Att.: | 845 (708 made) | Katie Smith | 1993-96 |
| Free Throw Pct.: | .838 (708 of 845) | Katie Smith | 1993-96 |
| Rebounds: | 1,422 | Jantel Lavender | 2008-11 |
| Points: | 3,402 | Kelsey Mitchell | 2015-18 |
| Points Per Game: | 24.5 | Kelsey Mitchell | 2015-18 |
| Assists: | 901 | Samantha Prahalis | 2009-12 |
| Blocks: | 384 | Jessica Davenport | 2004-07 |

SINGLE SEASON RECORDS

| | | | |
|------------------------------|-----------------------------------|-------------------|---------|
| Field Goals Made: | 316 (of 577) | Jantel Lavender | 2010-11 |
| Field Goals Attempted: | 680 (282 made) | Kelsey Mitchell | 2014-15 |
| Field Goal Pct.: | .662 (184 of 278) | Courtney Coleman | 2002-03 |
| 3-Pt. FG Made: | 129 (of 321) | Kelsey Mitchell | 2017-18 |
| 3-Pt. FG Attempted: | 336 (127 made) | Kelsey Mitchell | 2014-15 |
| 3-Pt. Field Goal Pct.: | .481 (77 of 160) | Brittany Johnson | 2009-10 |
| Free Throws Made: | 205 (of 235) | Katie Smith | 1995-96 |
| Free Throws Attempted: | 245 (194 made) | Jessica Davenport | 2006-07 |
| Free Throw Pct.: | .872 (205 of 235) (min. 200 made) | Katie Smith | 1995-96 |
| Points: | 889 (284 FG, 195 FT) | Kelsey Mitchell | 2015-16 |
| Rebounds: | 385 | Stephanie Mavunga | 2017-18 |
| Fouls: | 120 | Darryce Moore | 2013-14 |
| Assists: | 289 | Samantha Prahalis | 2009-10 |
| Blocked Shots: | 129 | Alexa Hart | 2014-15 |
| Steals: | 115 | Yvette Angel | 1984-85 |

SINGLE GAME RECORDS

| | | | | | |
|-------------------------------|--------------------------|-------------------|------------------------------|---------------|---------------------|
| Field Goals Made: | 18 (of 32) | Frani Washington |at Tennessee..... | 12-12-78..... | (OSU 74 - UT 88) |
| Field Goals Attempted: | 33 (11 made) | Kim Jordan |vs. Michigan State..... | 2-9-79..... | (OSU 69 - MSU 75) |
| Field Goal Pct.: | 1.000 (10 of 10) | Jessica Davenport |vs. West Virginia..... | 3-20-04..... | (OSU 73 - WVU 67) |
| | 1.000 (10 of 10) | Tori McCoy |vs. Southern..... | 12-17-16..... | (OSU 108 - SU 73) |
| 3-Pt. Field Goals Made: | 9 (of 20) | Kelsey Mitchell |vs. Minnesota..... | 1-15-15..... | (OSU 72 - UM 76) |
| 3-Pt. Field Goals Att.: | 20 (9 made) | Kelsey Mitchell |vs. Minnesota..... | 1-15-15..... | (OSU 72 - UM 76) |
| 3-Pt. Field Goal Pct.: | 1.000 (6 of 6) | Averrill Roberts |vs. Northwestern..... | 3-11-93..... | (OSU 76 - NU 66) |
| | 1.000 (5 of 5) | Samantha Prahalis |vs. Michigan..... | 1-27-11..... | (UM 69 - OSU 66) |
| | 1.000 (5 of 5) | Amy Scullion |vs. UT Martin..... | 12-17-13..... | (OSU 82 - UTM 60) |
| | 1.000 (5 of 5) | Kelsey Mitchell |at Indiana..... | 1-8-15..... | (OSU 103 - IU 49) |
| Free Throws Made: | 19 (of 20) | Kelsey Mitchell |vs. Stanford..... | 11-25-17..... | (OSU 94 - STAN 82) |
| Free Throws Attempted: | 22 (18 made) | Kelsey Mitchell |vs. West Virginia..... | 3-20-16..... | (OSU 88 - WVU 81) |
| Free Throw Pct.: | 1.000 (14 of 14) | Taylor Hill |vs. Minnesota..... | 2-21-13..... | (MINN 57 - OSU 56) |
| | 1.000 (14 of 14) | Kelsey Mitchell |vs. Clemson..... | 11-27-14..... | (OSU 86 - CU 77) |
| | 1.000 (13 of 13) | Katie Smith |vs. Penn State..... | 2-25-94..... | (OSU 74 - PSU 96) |
| | 1.000 (13 of 13) | Katie Smith |vs. Purdue..... | 12-31-95..... | (OSU 77 - PU 70) |
| | 1.000 (13 of 13) | Jessica Davenport |vs. Penn State..... | 2-27-05..... | (OSU 69 - PSU 58) |
| | 1.000 (13 of 13) | Kelsey Mitchell |vs. Michigan State..... | 12-31-15..... | (OSU 85 - MSU 80) |
| Points: | 48 (15 FG, 6 3FG, 12 FT) | Kelsey Mitchell |at Michigan State..... | 2-27-16..... | (OSU 105 - MSU 107) |
| Rebounds: | 26 | Stephanie Mavunga |vs. Stanford..... | 11-10-17..... | (OSU 85 - STAN 64) |
| Assists: | 17 | Jamie Lewis |vs. James Madison..... | 3-25-01..... | (OSU 74 - JMU 65) |
| Blocked Shots: | 12 | June Brewer |vs. Michigan State..... | 2-7-76..... | (OSU 73 - MSU 60) |
| | 12 | Jessica Davenport |vs. Michigan State..... | 2-20-05..... | (MSU 66 - OSU 64) |
| Steals: | 11 | Lisa Cline |at UCLA..... | 12-30-88..... | (OSU 63 - UCLA 46) |



INDIVIDUAL CAREER RECORDS

POINTS (1,000-PLUS)

| Player | Points | Games | Years |
|----------------------|--------|-------|-------------|
| 1. Kelsey Mitchell | 3,402 | 139 | 2015-18 |
| 2. Jantel Lavender | 2,818 | 136 | 2008-11 |
| 3. Katie Smith | 2,578 | 124 | 1993-96 |
| 4. Jessica Davenport | 2,303 | 130 | 2004-07 |
| 5. Ameryst Alston | 2,165 | 134 | 2013-16 |
| 6. Tayler Hill | 2,015 | 132 | 2010-13 |
| 7. Samantha Prahalis | 2,010 | 133 | 2009-12 |
| 8. Tracey Hall | 1,912 | 122 | 1985-88 |
| 9. Averrill Roberts | 1,818 | 118 | 1990-93 |
| 10. Kim Jordan | 1,753 | 121 | 1977-80 |
| 11. Lisa Cline | 1,750 | 119 | 1986-89 |
| 12. Nikita Lowry | 1,746 | 112 | 1986-89 |
| 13. Amy Tucker | 1,629 | 123 | 1979-82 |
| 14. Yvette Angel | 1,563 | 115 | 1982-85 |
| 15. Courtney Coleman | 1,540 | 121 | 2000-03 |
| 16. Caitly Matter | 1,523 | 113 | 2001, 03-05 |
| 17. Marrita Porter | 1,486 | 111 | 1996-99 |
| 18. Brandie Hoskins | 1,462 | 120 | 2004-07 |
| 19. Mary Sivak | 1,446 | 121 | 1979-82 |
| 20. Larecha Jones | 1,275 | 96 | 1996-99 |
| 21. Jodi Roth | 1,249 | 121 | 1984-87 |
| 22. Carla Chapman | 1,247 | 99 | 1982-85 |
| 23. Marscilla Packer | 1,228 | 126 | 2005-08 |
| 24. Nikki Keyton | 1,200 | 115 | 1990-93 |
| 25. Frani Washington | 1,173 | 63 | 1978-80 |
| 26. Lauren Shenk | 1,155 | 119 | 1999-02 |
| 27. LaToya Turner | 1,146 | 99 | 2000-04 |
| 28. June Brewer | 1,137 | 99 | 1975-78 |
| 29. Alexa Hart | 1,135 | 138 | 2015-18 |
| 30. Francine Lewis | 1,134 | 112 | 1983-86 |
| 31. Brittany Johnson | 1,035 | 136 | 2008-11 |
| 32. Shayla Cooper | 1,038 | 90 | 2015-17 |
| 33. Jamie Lewis | 1,034 | 117 | 1998-01 |
| 34. Adrienne Johnson | 1,030 | 109 | 1993-96 |

GAMES PLAYED (120-PLUS)

| Player | Games | Years |
|----------------------|-------|---------|
| 1. Kelsey Mitchell | 139 | 2015-18 |
| 2. Alexa Hart | 138 | 2015-18 |
| 3. Jantel Lavender | 136 | 2008-11 |
| Brittany Johnson | 136 | 2008-11 |
| Asia Doss | 136 | 2015-18 |
| 6. Ameryst Alston | 134 | 2013-16 |
| 7. Maria Moeller | 133 | 2007-10 |
| Samantha Prahalis | 133 | 2009-12 |
| 9. Tayler Hill | 132 | 2010-13 |
| 10. Kim Wilburn | 130 | 2003-06 |
| Jessica Davenport | 130 | 2004-07 |
| Tamrah Riley | 130 | 2005-08 |
| 13. Shavelle Little | 125 | 2007-10 |
| 14. Marscilla Packer | 126 | 2005-08 |
| Makayla Waterman | 126 | 2016-19 |
| 16. Katie Smith | 124 | 1993-96 |
| Lisa Negri | 124 | 1993-96 |
| 18. Amy Tucker | 123 | 1979-82 |
| Ashley Adams | 123 | 2011-14 |
| 20. Tracey Hall | 122 | 1985-88 |
| Stephanie Blanton | 122 | 2004-07 |
| Andrea Walker | 122 | 2007-10 |
| 23. Courtney Coleman | 121 | 2000-03 |
| Kim Jordan | 121 | 1977-80 |
| Lisa Negri | 121 | 1993-96 |
| Jodi Roth | 121 | 1984-87 |
| D'wan Shackelford | 121 | 2000-03 |
| Mary Sivak | 121 | 1979-82 |
| Alison Jackson | 121 | 2008-11 |

FIELD GOALS MADE (500-PLUS)

| Player | Made | Att. | Years |
|----------------------|-------|-------|-------------|
| 1. Jantel Lavender | 1,142 | 2,156 | 2008-11 |
| 2. Kelsey Mitchell | 1,120 | 2,560 | 2015-18 |
| 3. Jessica Davenport | 875 | 1,448 | 2004-07 |
| 4. Katie Smith | 826 | 1,763 | 1993-96 |
| 5. Tracey Hall | 807 | 1,346 | 1985-88 |
| 6. Kim Jordan | 790 | 1,816 | 1977-80 |
| 7. Ameryst Alston | 775 | 1,694 | 2013-16 |
| 8. Lisa Cline | 750 | 1,411 | 1986-89 |
| 9. Samantha Prahalis | 689 | 1,697 | 2009-12 |
| 10. Amy Tucker | 684 | 1,444 | 1979-82 |
| 11. Nikita Lowry | 677 | 1,233 | 1986-89 |
| 12. Averrill Roberts | 673 | 1,535 | 1990-93 |
| 13. Yvette Angel | 671 | 1,315 | 1982-85 |
| 14. Tayler Hill | 620 | 1,446 | 2010-13 |
| 15. Brandie Hoskins | 619 | 1,175 | 2004-07 |
| 16. Mary Sivak | 618 | 1,227 | 1979-82 |
| 17. Courtney Coleman | 596 | 988 | 2000-03 |
| 18. Marrita Porter | 556 | 947 | 1996-99 |
| 19. Carla Chapman | 539 | 1,038 | 1982-85 |
| 20. Caitly Matter | 520 | 1,099 | 2001, 03-05 |
| 21. June Brewer | 500 | 805 | 1975-78 |
| Larecha Jones | 500 | 1,051 | 1996-99 |

FIELD GOAL ATTEMPTS (1,000-PLUS)

| Player | Att. | Made | Years |
|----------------------|-------|-------|-------------|
| 1. Kelsey Mitchell | 2,560 | 1,120 | 2015-18 |
| 2. Jantel Lavender | 2,156 | 1,142 | 2008-11 |
| 3. Kim Jordan | 1,816 | 790 | 1977-80 |
| 4. Katie Smith | 1,763 | 826 | 1993-96 |
| 5. Samantha Prahalis | 1,697 | 689 | 2009-12 |
| 6. Ameryst Alston | 1,694 | 775 | 2013-16 |
| 7. Averrill Roberts | 1,535 | 673 | 1990-93 |
| 8. Jessica Davenport | 1,448 | 875 | 2004-07 |
| 9. Tayler Hill | 1,446 | 620 | 2010-13 |
| 10. Amy Tucker | 1,444 | 684 | 1979-82 |
| 11. Lisa Cline | 1,411 | 750 | 1986-89 |
| 12. Tracey Hall | 1,346 | 807 | 1985-88 |
| 13. Yvette Angel | 1,315 | 671 | 1982-85 |
| 14. Nikita Lowry | 1,233 | 677 | 1986-89 |
| 15. Mary Sivak | 1,227 | 618 | 1979-82 |
| 16. Brandie Hoskins | 1,175 | 619 | 2004-07 |
| 17. Lauren Shenk | 1,103 | 379 | 1999-02 |
| 18. Caitly Matter | 1,099 | 520 | 2001, 03-05 |
| 19. Larecha Jones | 1,051 | 500 | 1996-99 |
| 20. Carla Chapman | 1,038 | 539 | 1982-85 |
| 21. Marscilla Packer | 1,007 | 434 | 2005-08 |
| 22. Adrienne Johnson | 1,001 | 425 | 1993-96 |

FIELD GOAL PCT. (.500-PLUS/ 400 ATT.)

| Player | Pct. | Made/Att. | Years |
|----------------------|------|-------------|---------|
| 1. June Brewer | .621 | 500/805 | 1975-78 |
| 2. Stephanie Mavunga | .612 | 339/554 | 2017-18 |
| 2. Jessica Davenport | .604 | 875/1,448 | 2004-07 |
| 3. Courtney Coleman | .603 | 596/988 | 2000-03 |
| 4. Tracey Hall | .600 | 807/1,346 | 1985-88 |
| 5. Alexa Hart | .588 | 494/840 | 2015-18 |
| 6. Marrita Porter | .587 | 556/947 | 1996-99 |
| 7. Mindy Smith | .568 | 234/412 | 1987-90 |
| 8. Star Allen | .561 | 353/629 | 2006-09 |
| 9. Jodi Roth | .560 | 455/813 | 1984-87 |
| 10. Francine Lewis | .551 | 478/867 | 1983-86 |
| 11. Nikita Lowry | .549 | 677/1,233 | 1986-89 |
| 12. Frani Washington | .535 | 498/930 | 1978-80 |
| Ashley Adams | .535 | 388/725 | 2011-14 |
| 14. Lisa Cline | .532 | 750/1,411 | 1986-89 |
| 15. Jantel Lavender | .530 | 1,142/2,156 | 2008-11 |
| 16. Stacie Bruce | .529 | 281/531 | 1989-91 |
| 17. Brandie Hoskins | .527 | 619/1,175 | 2004-07 |
| Teresa Dombkowski | .527 | 205/389 | 1984-87 |
| 19. Carla Chapman | .520 | 539/1,038 | 1982-85 |
| 20. Nikki Keyton | .515 | 442/858 | 1990-93 |
| LaToya Turner | .515 | 459/891 | 2000-04 |

| | | | |
|-------------------|------|----------|------------|
| 22. Darryce Moore | .514 | 265/516 | 2011-14 |
| 23. Kelly Fergus | .513 | 238/464 | 1993,95-97 |
| 24. Yvette Angel | .510 | 671/1315 | 1982-85 |
| 25. Mary Sivak | .504 | 618/1227 | 1979-82 |

3-PT. FIELD GOALS MADE (100-PLUS)

| Player | 3PM | 3PA | Years |
|-----------------------|-----|-------|-------------|
| 1. Kelsey Mitchell | 497 | 1,286 | 2015-18 |
| 2. Caitly Matter | 270 | 657 | 2001, 03-05 |
| 3. Marscilla Packer | 236 | 580 | 2005-08 |
| 4. Katie Smith | 218 | 564 | 1993-96 |
| 5. Brittany Johnson | 216 | 505 | 2008-11 |
| 6. Marcie Alberts | 203 | 528 | 1994-97 |
| 7. Tayler Hill | 194 | 565 | 2010-13 |
| 8. Samantha Prahalis | 190 | 605 | 2009-12 |
| 9. Jamie Lewis | 181 | 538 | 1998-01 |
| Ameryst Alston | 181 | 502 | 2013-16 |
| 11. Lauren Shenk | 172 | 542 | 1999-02 |
| 12. Sierra Calhoun | 145 | 391 | 2016-18 |
| 13. Cait Craft | 135 | 432 | 2013-16 |
| 14. Ashley Allen | 118 | 342 | 2002-06 |
| 15. DiDi Reynolds | 117 | 328 | 2000-03 |
| 16. Asia Doss | 114 | 385 | 2015-18 |
| 17. Ashlee Trebilcock | 105 | 256 | 2006-09 |

3-PT. FIELD GOAL ATTEMPTS (300-PLUS)

| Player | 3PA | 3PM | Years |
|----------------------|-------|-----|-------------|
| 1. Kelsey Mitchell | 1,286 | 497 | 2015-18 |
| 2. Caitly Matter | 657 | 270 | 2001, 03-05 |
| 3. Samantha Prahalis | 605 | 190 | 2009-12 |
| 4. Marscilla Packer | 580 | 236 | 2005-08 |
| 5. Tayler Hill | 565 | 194 | 2010-13 |
| 6. Katie Smith | 564 | 218 | 1993-96 |
| 7. Lauren Shenk | 542 | 172 | 1999-02 |
| 8. Jamie Lewis | 538 | 181 | 1998-01 |
| 9. Marcie Alberts | 528 | 203 | 1994-97 |
| 10. Brittany Johnson | 505 | 216 | 2008-11 |
| 11. Ameryst Alston | 502 | 181 | 2013-16 |
| 12. Cait Craft | 432 | 135 | 2013-16 |
| 13. Sierra Calhoun | 391 | 145 | 2016-18 |
| 14. Asia Doss | 385 | 114 | 2015-18 |
| 15. Ashley Allen | 342 | 118 | 2002-06 |
| 16. DiDi Reynolds | 328 | 117 | 2000-03 |

3-PT. FIELD GOAL PERCENTAGE (.350-PLUS/MIN. 80 MADE)

| Player | Pct. | 3PM/3PA | Years |
|----------------------|------|-----------|-------------|
| 1. Cheryl Perozek | .458 | 82/179 | 1988-91 |
| 2. Brittany Johnson | .428 | 216/505 | 2008-11 |
| 3. Caitly Matter | .411 | 270/657 | 2001, 03-05 |
| 4. Ashlee Trebilcock | .410 | 105/256 | 2006-09 |
| 5. Marscilla Packer | .407 | 236/580 | 2005-08 |
| 6. Katie Smith | .387 | 218/564 | 1993-96 |
| 7. Kelsey Mitchell | .386 | 497/1,286 | 2015-18 |
| 8. Marcie Alberts | .384 | 203/528 | 1994-97 |
| 9. Sierra Calhoun | .370 | 145/391 | 2016-18 |
| 10. Ameryst Alston | .360 | 181/502 | 2013-16 |
| 11. DiDi Reynolds | .357 | 117-328 | 2000-03 |

INDIVIDUAL CAREER RECORDS

FREE THROWS MADE (225-PLUS)

| Player | Made | Att. | Years |
|----------------------|------|------|---------|
| 1. Katie Smith | 708 | 845 | 1993-96 |
| 2. Kelsey Mitchell | 665 | 796 | 2015-18 |
| 3. Tayler Hill | 581 | 747 | 2010-13 |
| 4. Jessica Davenport | 544 | 725 | 2004-07 |
| 5. Jantel Lavender | 531 | 702 | 2008-11 |
| 6. Samantha Prahalis | 442 | 543 | 2009-12 |
| 7. Ameryst Alston | 434 | 534 | 2013-16 |
| 8. Nikita Lowry | 381 | 527 | 1986-89 |
| 9. Averrill Roberts | 378 | 518 | 1990-93 |
| 10. Marrita Porter | 363 | 544 | 1996-99 |
| 11. Courtney Coleman | 348 | 604 | 2000-03 |
| 12. Jodi Roth | 339 | 482 | 1984-87 |
| 13. Nicole Sanchez | 303 | 375 | 1987-90 |
| 14. Tracey Hall | 298 | 402 | 1985-88 |
| 15. Nikki Keyton | 298 | 412 | 1990-93 |
| 16. Amy Tucker | 251 | 326 | 1979-82 |
| 17. Lisa Cline | 231 | 306 | 1986-89 |
| 18. LaToya Turner | 228 | 356 | 2000-04 |
| 19. Lauren Shenk | 225 | 295 | 1999-02 |

FREE THROWS ATTEMPTED (300-PLUS)

| Player | Att. | Made | Years |
|-----------------------|------|------|---------|
| 1. Katie Smith | 845 | 708 | 1993-96 |
| 2. Kelsey Mitchell | 796 | 665 | 2015-18 |
| 3. Tayler Hill | 747 | 581 | 2010-13 |
| 4. Jantel Lavender | 702 | 531 | 2008-11 |
| 5. Courtney Coleman | 604 | 348 | 2000-03 |
| 6. Jessica Davenport | 544 | 725 | 2004-07 |
| 7. Samantha Prahalis | 543 | 442 | 2009-12 |
| 8. Marrita Porter | 544 | 363 | 1996-99 |
| 9. Ameryst Alston | 534 | 434 | 2013-16 |
| 10. Nikita Lowry | 527 | 381 | 1986-89 |
| 11. Averrill Roberts | 518 | 378 | 1990-93 |
| 12. Jodi Roth | 482 | 339 | 1984-87 |
| 13. Courtney Coleman | 467 | 266 | 2000-03 |
| 14. Nikki Keyton | 412 | 298 | 1990-93 |
| 15. Tracey Hall | 402 | 298 | 1985-88 |
| 16. Nicole Sanchez | 375 | 303 | 1987-90 |
| 17. Mary Sivak | 373 | 210 | 1979-82 |
| 18. LaToya Turner | 356 | 228 | 2000-04 |
| 19. Tomeka Brown | 334 | 217 | 1999-02 |
| 20. Larecha Jones | 331 | 222 | 1996-99 |
| 21. D'wan Shackelford | 328 | 204 | 2000-03 |
| 22. Amy Tucker | 326 | 251 | 1979-82 |
| 23. Yvette Angel | 315 | 221 | 1982-85 |
| 24. Lisa Cline | 306 | 231 | 1986-89 |

FREE THROW PERCENTAGE (.700-PLUS/MIN. 100 MADE)

| Player | Pct. | Made/Att. | Years |
|-----------------------|------|-----------|------------|
| 1. Caitly Matter | .856 | 213/249 | 2001,03-05 |
| 2. Marscilla Packer | .855 | 124/145 | 2005-08 |
| 3. Katie Smith | .838 | 708/845 | 1993-96 |
| 4. Marcie Alberts | .836 | 102/122 | 1994-97 |
| 5. Kelsey Mitchell | .835 | 665/796 | 2015-18 |
| 6. Didi Reynolds | .822 | 106/129 | 2000-03 |
| 7. Samantha Prahalis | .814 | 442/543 | 2009-12 |
| 8. Ameryst Alston | .813 | 434/534 | 2013-16 |
| 9. Nicole Sanchez | .808 | 303/375 | 1987-90 |
| 10. Brittany Johnson | .789 | 127/161 | 2008-11 |
| 11. Tayler Hill | .778 | 581/747 | 2010-13 |
| 12. Amy Tucker | .770 | 251/326 | 1979-82 |
| 13. Lauren Shenk | .763 | 225/295 | 1999-02 |
| 14. Jantel Lavender | .756 | 531/702 | 2008-11 |
| 15. Lisa Cline | .755 | 231/306 | 1986-89 |
| 16. Jessica Davenport | .750 | 544/725 | 2004-07 |
| 17. Jamie Lewis | .747 | 201/269 | 1998-01 |
| 18. Tracey Hall | .741 | 298/402 | 1985-88 |
| 19. Averrill Roberts | .730 | 378/518 | 1990-93 |
| 20. Nikita Lowry | .723 | 381/527 | 1986-89 |
| 21. Nikki Keyton | .723 | 298/412 | 1990-93 |
| 22. Audrey Burcy | .703 | 208/296 | 1990-93 |

REBOUNDS (500-PLUS)

| Player | Rebs. | Games | Years |
|-----------------------|-------|-------|---------|
| 1. Jantel Lavender | 1,422 | 136 | 2008-10 |
| 2. Tracey Hall | 1,115 | 122 | 1985-88 |
| 3. Jessica Davenport | 1,094 | 124 | 2004-07 |
| 4. Kim Jordan | 1,024 | 121 | 1977-80 |
| 5. Mary Sivak | 882 | 121 | 1979-82 |
| 6. June Brewer | 829 | 99 | 1975-78 |
| 7. Alexa Hart | 826 | 138 | 2015-18 |
| 8. Courtney Coleman | 771 | 121 | 2000-03 |
| 9. Francine Lewis | 747 | 112 | 1983-86 |
| 10. Amy Tucker | 727 | 123 | 1979-82 |
| 11. Ashley Adams | 709 | 123 | 2011-14 |
| 12. Katie Smith | 704 | 124 | 1993-96 |
| 13. Lisa Negri | 701 | 124 | 1993-96 |
| 14. Nikita Lowry | 661 | 112 | 1986-89 |
| 15. Carla Chapman | 633 | 99 | 1982-85 |
| 16. Nikki Keyton | 633 | 115 | 1990-93 |
| 17. Stephanie Mavunga | 623 | 57 | 2017-18 |
| 18. Martha Baker | 613 | 69 | 1976-77 |
| 19. Marrita Porter | 602 | 111 | 1996-99 |
| 20. LaToya Turner | 596 | 99 | 2000-04 |
| 21. D'wan Shackelford | 589 | 121 | 2000-03 |
| 22. Larecha Jones | 567 | 96 | 1996-99 |
| 23. Lisa Cline | 531 | 119 | 1986-89 |
| 24. Jodi Roth | 528 | 121 | 1984-87 |
| 25. Ameryst Alston | 519 | 134 | 2013-16 |
| 26. Yvette Angel | 509 | 115 | 1982-85 |
| Taylor Hill | 509 | 132 | 2010-13 |

ASSISTS (275-PLUS)


| Player | Assists | Games | Years |
|----------------------|---------|-------|---------|
| 1. Samantha Prahalis | 901 | 133 | 2009-12 |
| 2. Jamie Lewis | 643 | 117 | 1998-01 |
| 3. Yvette Angel | 562 | 115 | 1982-85 |
| 4. Kelsey Mitchell | 545 | 139 | 2015-18 |
| 5. Kim Wilburn | 518 | 130 | 2003-06 |
| 6. Lisa Cline | 491 | 119 | 1986-89 |
| 7. Brandie Hoskins | 471 | 120 | 2004-07 |
| 8. Ameryst Alston | 455 | 134 | 2013-16 |
| 9. Katie Smith | 444 | 124 | 1993-96 |
| 10. Asia Doss | 400 | 136 | 2015-18 |
| 11. Ashley Allen | 354 | 119 | 2002-06 |
| 12. Tayler Hill | 346 | 132 | 2010-13 |
| 13. Cheryl Perozek | 341 | 107 | 1988-91 |
| 14. Laurie Pirtle | 317 | 104 | 1978-80 |
| 15. Averrill Roberts | 306 | 118 | 1990-93 |
| 16. Geneva Sanford | 305 | 118 | 1986-89 |
| 17. Alysiah Bond | 297 | 110 | 1992-95 |
| 18. Liana Coutts | 295 | 113 | 1985-89 |
| 19. Lauren Shenk | 295 | 119 | 1999-02 |
| 20. Marcie Alberts | 291 | 115 | 1994-97 |
| 21. Toni Roesch | 289 | 114 | 1983-86 |
| 22. Marscilla Packer | 286 | 126 | 2005-08 |
| 23. Tracey Hall | 285 | 122 | 1985-88 |
| 24. Kim Jordan | 275 | 121 | 1977-80 |

BLOCKS (100-PLUS)

| Player | Blocks | Games | Years |
|----------------------|--------|-------|---------|
| 1. Jessica Davenport | 384 | 130 | 2004-07 |
| 2. Ashley Adams | 290 | 123 | 2011-14 |
| Alexa Hart | 290 | 138 | 2015-18 |
| 4. Mary Sivak | 241 | 121 | 1979-82 |
| 5. Jantel Lavender | 190 | 136 | 2008-11 |
| 6. LaToya Turner | 165 | 99 | 2000-04 |
| 7. Stephanie Mavunga | 136 | 57 | 2017-18 |
| 8. Francine Lewis | 124 | 112 | 1983-86 |
| 9. Tracey Hall | 109 | 122 | 1985-88 |
| Andrea Walker | 109 | 122 | 2007-10 |
| 11. Lisa Blair | 106 | 81 | 2014-16 |

STEALS (140-PLUS)

| Player | Steals | Games | Years |
|-----------------------|--------|-------|---------|
| 1. Kim Wilburn | 358 | 130 | 2003-06 |
| 2. Yvette Angel | 326 | 115 | 1982-85 |
| 3. Averrill Roberts | 273 | 118 | 1990-93 |
| 4. Shavelle Little | 262 | 125 | 2007-10 |
| 5. Tracey Hall | 259 | 122 | 1985-88 |
| 6. Samantha Prahalis | 247 | 133 | 2009-12 |
| 7. Tayler Hill | 240 | 132 | 2010-13 |
| 8. Lisa Cline | 237 | 119 | 1986-89 |
| 9. Kelsey Mitchell | 214 | 139 | 2015-18 |
| 10. Jamie Lewis | 206 | 117 | 1998-01 |
| 11. Nikita Lowry | 190 | 112 | 1986-89 |
| 12. D'wan Shackelford | 179 | 121 | 2000-03 |
| 13. Asia Doss | 175 | 136 | 2015-18 |
| 14. Katie Smith | 174 | 124 | 1993-96 |
| 15. Audrey Burcy | 168 | 99 | 1990-93 |
| 16. Ameryst Alston | 160 | 134 | 2013-16 |
| 17. Toni Roesch | 156 | 114 | 1983-86 |
| 18. Marrita Porter | 155 | 111 | 1996-99 |
| 19. Tomeka Brown | 154 | 114 | 1999-02 |
| 20. Alysiah Bond | 146 | 110 | 1992-95 |
| Courtney Coleman | 146 | 121 | 2000-03 |
| 22. Francine Lewis | 144 | 112 | 1983-86 |
| 23. Ashley Allen | 143 | 119 | 2002-06 |
| 24. Cait Craft | 142 | 116 | 2013-16 |
| 25. Brandie Hoskins | 140 | 120 | 2004-07 |



ALEXA HART

ALL-TIME SINGLE SEASON LEADERS

POINTS (500+)

| Player | Points | Season |
|-----------------------|----------------------|---------|
| 1. Kelsey Mitchell | 889 (284 FG, 195 FT) | 2015-16 |
| 2. Kelsey Mitchell | 873 (282 FG, 182 FT) | 2014-15 |
| 3. Kelsey Mitchell | 849 (288 FG, 144 FT) | 2017-18 |
| 4. Kelsey Mitchell | 791 (266 FG, 144 FT) | 2016-17 |
| 5. Jantel Lavender | 774 (316 FG, 142 FT) | 2010-11 |
| 6. Katie Smith | 745 (230 FG, 205 FT) | 1995-96 |
| 7. Jantel Lavender | 728 (290 FG, 148 FT) | 2008-09 |
| 8. Frani Washington | 711 (390 FG, 93 FT) | 1978-79 |
| 9. Ameryst Alston | 694 (241 FG, 159 FT) | 2014-15 |
| 10. Jessica Davenport | 677 (262 FG, 152 FT) | 2004-05 |
| 11. Ameryst Alston | 666 (238 FG, 147 FT) | 2013-14 |
| 12. Tayler Hill | 653 (215 FG, 141 FT) | 2011-12 |
| 13. Katie Smith | 639 (196 FG, 190 FT) | 1994-95 |
| 14. Jessica Davenport | 639 (222 FG, 194 FT) | 2006-07 |
| 15. Tayler Hill | 634 (189 FG, 192 FT) | 2012-13 |
| 16. Nikita Lowry | 622 (251 FG, 120 FT) | 1987-88 |
| 17. Katie Smith | 616 (211 FG, 149 FT) | 1993-94 |
| 18. Samantha Prahalis | 613 (216 FG, 495 FT) | 2011-12 |
| 19. Ameryst Alston | 604 (223 FG, 85 FT) | 2015-16 |
| 20. Jessica Davenport | 598 (241 FG, 109 FT) | 2005-06 |
| 21. Lisa Cline | 592 (246 FG, 90 FT) | 1988-89 |
| 22. Samantha Prahalis | 588 (201 FG, 132 FT) | 2009-10 |
| 23. Stephanie Mavunga | 582 (239 FG, 103 FT) | 2017-18 |
| 24. Katie Smith | 578 (189 FG, 164 FT) | 1992-93 |
| 25. Amy Tucker | 548 (223 FG, 102 FT) | 1980-81 |
| 26. Jantel Lavender | 547 (232 FG, 82 FT) | 2007-08 |
| 27. Averrill Roberts | 546 (192 FG, 125 FT) | 1991-92 |
| 28. Mary Sivak | 536 (230 FG, 76 FT) | 1980-81 |
| 29. Kim Jordan | 526 (237 FG, 52 FT) | 1978-79 |
| 30. Tracey Hall | 512 (206 FG, 100 FT) | 1987-88 |
| 31. Linnæ Harper | 505 (213 FG, 45 FT) | 2017-18 |

FIELD GOALS MADE

| Player | Made | Att. | Season |
|----------------------|------|------|---------|
| 1. Jantel Lavender | 316 | 577 | 2010-11 |
| 2. Frani Washington | 309 | 573 | 1978-79 |
| 3. Jantel Lavender | 304 | 591 | 2009-10 |
| 4. Jantel Lavender | 290 | 536 | 2008-09 |
| 5. Kelsey Mitchell | 288 | 643 | 2017-18 |
| 6. Kelsey Mitchell | 284 | 628 | 2015-16 |
| 7. Kelsey Mitchell | 282 | 680 | 2014-15 |
| 8. Kelsey Mitchell | 266 | 609 | 2016-17 |
| 9. Jessica Davenport | 262 | 446 | 2004-05 |
| 10. Nikita Lowry | 251 | 419 | 1987-88 |

FIELD GOALS ATTEMPTED

| Player | Att. | Made | Season |
|---------------------|------|------|---------|
| 1. Kelsey Mitchell | 680 | 282 | 2014-15 |
| 2. Kelsey Mitchell | 643 | 288 | 2017-18 |
| 3. Kelsey Mitchell | 628 | 284 | 2015-16 |
| 4. Kelsey Mitchell | 609 | 266 | 2016-17 |
| 5. Jantel Lavender | 591 | 304 | 2009-10 |
| 6. Jantel Lavender | 577 | 316 | 2010-11 |
| 7. Frani Washington | 573 | 309 | 1978-79 |
| 8. Kim Jordan | 572 | 237 | 1978-79 |
| 9. Jantel Lavender | 536 | 290 | 2008-09 |
| 10. Ameryst Alston | 536 | 241 | 2014-15 |

FIELD GOAL PERCENTAGE (MIN. 100 ATT.)

| Player | Pct. | M/A | Season |
|----------------------|------|---------|---------|
| 1. Marrita Porter | .667 | 72/108 | 1996-97 |
| 2. Courtney Coleman | .662 | 184/278 | 2002-03 |
| 3. Stephanie Mavunga | .632 | 239/378 | 2017-18 |
| 4. Tori McCoy | .629 | 122/194 | 2016-17 |
| 5. Alexa Hart | .627 | 190/303 | 2014-15 |
| 6. Jessica Davenport | .625 | 150/240 | 2003-04 |
| 7. Star Allen | .625 | 140/224 | 2006-07 |
| 8. Tracey Hall | .620 | 220/355 | 1986-87 |
| 9. Jessica Davenport | .618 | 241/390 | 2005-06 |
| 10. Tracey Hall | .617 | 203/329 | 1985-86 |

FREE THROWS MADE

| Player | Made | Att. | Season |
|----------------------|------|------|---------|
| 1. Katie Smith | 205 | 235 | 1995-96 |
| 2. Kelsey Mitchell | 195 | 229 | 2015-16 |
| 3. Jessica Davenport | 194 | 245 | 2006-07 |
| 4. Tayler Hill | 192 | 233 | 2012-13 |
| 5. Katie Smith | 190 | 225 | 1994-95 |
| 6. Kelsey Mitchell | 182 | 218 | 2014-15 |
| 7. Katie Smith | 164 | 203 | 1992-93 |
| 8. Jantel Lavender | 159 | 205 | 2009-10 |
| 9. Ameryst Alston | 159 | 191 | 2014-15 |
| 10. Tayler Hill | 156 | 201 | 2010-11 |

FREE THROW ATTEMPTS

| Player | Att. | Made | Season |
|----------------------|------|------|---------|
| 1. Jessica Davenport | 245 | 194 | 2006-07 |
| 2. Katie Smith | 235 | 205 | 1995-96 |
| 3. Tayler Hill | 233 | 192 | 2012-13 |
| 4. Kelsey Mitchell | 229 | 195 | 2015-16 |
| 5. Katie Smith | 225 | 190 | 1994-95 |
| 6. Kelsey Mitchell | 218 | 182 | 2014-15 |
| 7. Courtney Coleman | 209 | 123 | 2000-01 |
| 8. Jantel Lavender | 205 | 159 | 2009-10 |
| 9. Katie Smith | 203 | 164 | 1992-93 |
| 10. Tayler Hill | 201 | 156 | 2010-11 |

FREE THROW PCT. (MIN. 100 ATT.)

| Player | Pct. | M/A | Season |
|----------------------|------|---------|---------|
| 1. Katie Smith | .872 | 205/235 | 1995-96 |
| 2. Nicole Sanchez | .864 | 102/118 | 1988-89 |
| 3. Amy Tucker | .857 | 102/119 | 1980-81 |
| 4. Nicole Sanchez | .853 | 116/136 | 1989-90 |
| 5. Kelsey Mitchell | .852 | 195/229 | 2015-16 |
| 6. Katie Smith | .844 | 190/225 | 1994-95 |
| 7. Lisa Cline | .841 | 90/107 | 1988-89 |
| 8. Samantha Prahalis | .838 | 141/183 | 2011-12 |
| 9. Kelsey Mitchell | .835 | 182/218 | 2014-15 |
| 10. Ameryst Alston | .832 | 159/191 | 2014-15 |
| Kelsey Mitchell | .832 | 144/173 | 2017-18 |

3-PT. MADE

| Player | 3PM | 3PA | Season |
|---------------------|-----|-----|---------|
| 1. Kelsey Mitchell | 129 | 321 | 2017-18 |
| 2. Kelsey Mitchell | 127 | 336 | 2014-15 |
| 3. Kelsey Mitchell | 126 | 317 | 2015-16 |
| 4. Kelsey Mitchell | 115 | 312 | 2016-17 |
| 5. Caity Matter | 106 | 235 | 2002-03 |
| 6. Marcie Alberts | 86 | 244 | 1996-97 |
| 7. Brittany Johnson | 85 | 189 | 2010-11 |
| 8. Tayler Hill | 82 | 196 | 2011-12 |
| 9. Katie Smith | 80 | 210 | 1995-96 |
| Marscilla Packer | 80 | 197 | 2007-08 |

3-PT. ATTEMPTS

| Player | 3PA | 3PM | Season |
|--------------------|-----|-----|---------|
| 1. Kelsey Mitchell | 336 | 127 | 2014-15 |
| 2. Kelsey Mitchell | 321 | 129 | 2017-18 |
| 3. Kelsey Mitchell | 317 | 126 | 2015-16 |
| 4. Kelsey Mitchell | 312 | 115 | 2016-17 |
| 5. Marcie Alberts | 244 | 86 | 1996-97 |
| 6. Caity Matter | 235 | 106 | 2002-03 |
| 7. Jamie Lewis | 220 | 78 | 2000-01 |
| 8. Sierra Calhoun | 215 | 77 | 2017-18 |
| 9. Katie Smith | 210 | 80 | 1995-96 |
| 10. Caity Matter | 209 | 73 | 2003-04 |

3-PT. PERCENTAGE (MIN. 45 ATT.)

| Player | Pct. | 3M/3A | Season |
|----------------------|------|---------|---------|
| 1. Brittany Johnson | .481 | 77/160 | 2009-10 |
| 2. Marscilla Packer | .462 | 79/171 | 2005-06 |
| 3. Caity Matter | .451 | 106/235 | 2002-03 |
| 4. Brittany Johnson | .450 | 85/189 | 2010-11 |
| Katie Smith | .450 | 36/80 | 1992-93 |
| 5. Caity Matter | .445 | 73/164 | 2004-05 |
| 7. Ashlee Trebilcock | .440 | 40/91 | 2008-09 |
| 8. Marcie Alberts | .438 | 46/105 | 1994-95 |
| 9. Tayler Hill | .418 | 82/196 | 2011-12 |
| 10. Sarah Schulze | .413 | 57/138 | 2009-10 |

REBOUNDS

| Player | Rebs. | Season |
|----------------------|-------|---------|
| 1. Stephanie Mavunga | 385 | 2017-18 |
| 2. Jantel Lavender | 374 | 2008-09 |
| 3. Jantel Lavender | 372 | 2009-10 |
| 4. Jantel Lavender | 370 | 2010-11 |
| 5. Jessica Davenport | 325 | 2004-05 |
| 6. Alexa Hart | 310 | 2014-15 |
| 7. Jessica Davenport | 306 | 2006-07 |
| Jantel Lavender | 306 | 2007-08 |
| 9. Tracey Hall | 305 | 1986-87 |
| 10. Linnæ Harper | 293 | 2017-18 |

ASSISTS



| Player | Assists | Season |
|----------------------|---------|---------|
| 1. Samantha Prahalis | 289 | 2009-10 |
| 2. Jamie Lewis | 257 | 2000-01 |
| 3. Samantha Prahalis | 215 | 2010-11 |
| 4. Samantha Prahalis | 203 | 2008-09 |
| 5. Samantha Prahalis | 194 | 2011-12 |
| 6. Kim Wilburn | 168 | 2002-03 |
| 7. Yvette Angel | 167 | 1983-84 |
| 8. Yvette Angel | 164 | 1984-85 |
| 9. Jamie Lewis | 159 | 1997-98 |
| 10. Kim Wilburn | 156 | 2003-04 |

BLOCKS

| Player | Blocks | Season |
|----------------------|--------|---------|
| 1. Alexa Hart | 129 | 2014-15 |
| 2. Jessica Davenport | 116 | 2004-05 |
| 3. Jessica Davenport | 98 | 2005-06 |
| 4. Ashley Adams | 96 | 2011-12 |
| 5. Jessica Davenport | 90 | 2006-07 |
| 6. Stephanie Mavunga | 88 | 2017-18 |
| 7. Alexa Hart | 86 | 2015-16 |
| 8. Jessica Davenport | 80 | 2003-04 |
| 9. Mary Sivak | 70 | 1981-82 |
| 10. Ashley Adams | 68 | 2013-14 |

STEALS

| Player | Steals | Season |
|---------------------|--------|---------|
| 1. Yvette Angel | 115 | 1984-85 |
| 2. Averrill Roberts | 98 | 1992-93 |
| 3. Robin Tucker | 96 | 1976-77 |
| 4. Audrey Burcy | 95 | 1992-93 |
| 5. Kim Wilburn | 92 | 2002-03 |
| 6. Kim Wilburn | 91 | 2003-04 |
| 7. Kim Wilburn | 90 | 2005-06 |
| 8. Lisa Cline | 89 | 1988-89 |
| 9. Shavelle Little | 86 | 2008-09 |
| 10. Kim Wilburn | 85 | 2004-05 |



INDIVIDUAL SINGLE GAME RECORDS



KATIE SMITH

POINTS (35+)

| Player | Points | Opponent | Date | OSU | Opp. |
|---------------------|-------------------|---------------------------------|----------|-----|------|
| 1. Kelsey Mitchell | 48 (15 FG, 12 FT) | at Michigan State | 2-27-16 | 105 | 107 |
| 2. Kelsey Mitchell | 45 (11 FG, 18 FT) | vs. West Virginia ² | 3-20-16 | 88 | 81 |
| 3. Kelsey Mitchell | 43 (15 FG, 5 FT) | vs. Rutgers ³ | 3-4-16 | 73 | 58 |
| 4. Kelsey Mitchell | 42 (12 FG, 15 FT) | vs. Texas A&M ⁵ | 11-28-15 | 95 | 80 |
| Samantha Prahalis | 42 (15 FG, 5 FT) | vs. Minnesota | 2-23-12 | 81 | 56 |
| 6. Katie Smith | 40 (11 FG, 15 FT) | vs. Idaho State ¹ | 12-11-94 | 119 | 63 |
| 7. Frani Washington | 39 (18 FG, 3 FT) | at Tennessee | 12-14-78 | 59 | 69 |
| Kelsey Mitchell | 39 (12 FG, 7 FT) | vs. West Virginia | 12-22-14 | 96 | 54 |
| Ameryst Alston | 39 (15 FG, 5 FT) | vs. St. Francis | 11-16-14 | 113 | 97 |
| Ameryst Alston | 39 (15 FG, 4 FT) | vs. Illinois | 2-21-16 | 117 | 74 |
| 11. Jantel Lavender | 37 (15FG, 7 FT) | vs. Michigan State ³ | 3-5-11 | 72 | 57 |
| Jantel Lavender | 37 (16FG, 5 FT) | at Temple | 11-12-10 | 84 | 75 |
| LaToya Turner | 37 (14 FG, 9 FT) | at Cleveland State | 11-18-00 | 87 | 76 |
| Kelsey Mitchell | 37 (10 FG, 13 FT) | at Purdue | 1-24-15 | 79 | 71 |
| Kelsey Mitchell | 37 (8 FG, 19 FT) | vs. Stanford ⁶ | 11-25-17 | 94 | 82 |
| Kelsey Mitchell | 37 (14 FG, 5 FT) | at Michigan | 1-7-18 | 78 | 71 |
| 17. Jantel Lavender | 36 (12 FG, 12 FT) | at Penn State | 2-28-08 | 87 | 84 |
| Jessica Davenport | 36 (15 FG, 6 FT) | at Wisconsin | 1-27-05 | 86 | 67 |
| Nikita Lowry | 36 (14 FG, 8 FT) | at Illinois | 3-4-88 | 78 | 62 |
| Larecha Jones | 36 (15 FG, 5 FT) | at Penn State | 1-25-98 | 73 | 82 |
| Kelsey Mitchell | 36 (11 FG, 5 FT) | vs. Minnesota | 1-15-15 | 72 | 76 |
| Kelsey Mitchell | 36 (10 FG, 12 FT) | at South Carolina | 11-13-15 | 80 | 88 |
| 23. Jantel Lavender | 35 (14 FG, 7 FT) | vs. Iowa ³ | 3-7-10 | 66 | 64 |
| Lisa Cline | 35 (17 FG, 1 FT) | vs. Marshall | 12-20-88 | 97 | 54 |
| Jessica Davenport | 35 (15 FG, 5 FT) | vs. Minnesota | 2-17-05 | 65 | 53 |
| Katie Smith | 35 (8 FG, 15 FT) | vs. Virginia | 1-2-93 | 91 | 84 |
| Kelsey Mitchell | 35 (9 FG, 14 FT) | vs. Clemson ⁴ | 11-27-14 | 86 | 77 |
| Kelsey Mitchell | 35 (11 FG, 5 FT) | vs. Illinois | 2-21-16 | 117 | 74 |
| Stephanie Mavunga | 35 (15 FG, 5 FT) | vs. Memphis ⁵ | 11-23-17 | 100 | 69 |

¹Kona Classic; ²NCAA Tournament; ³Big Ten Tournament; ⁴Paradise Jam; ⁵South Point Shootout; ⁶Play4Kay Showcase

FIELD GOALS MADE

| Player | Made | Att. | Opponent | Date | OSU | Opp. |
|---------------------|------|------|---------------------------------|----------|-----|------|
| 1. Frani Washington | 18 | 32 | at Tennessee | 12-12-78 | 74 | 88 |
| 2. Lisa Cline | 17 | 24 | vs. Marshall | 12-20-88 | 97 | 54 |
| 3. Jantel Lavender | 16 | 22 | at Temple | 11-12-10 | 84 | 75 |
| Kim Jordan | 16 | 26 | vs. Northern Kentucky | 2-21-78 | 85 | 56 |
| 5. Kim Jordan | 15 | 26 | vs. Indiana State | 1-20-79 | 86 | 76 |
| Larecha Jones | 15 | 23 | vs. Penn State | 1-25-98 | 73 | 82 |
| Jessica Davenport | 15 | 21 | vs. Wisconsin | 1-27-05 | 86 | 67 |
| Jessica Davenport | 15 | 20 | at Illinois | 1-30-05 | 69 | 55 |
| Jessica Davenport | 15 | 19 | vs. Minnesota | 2-27-05 | 65 | 53 |
| Jantel Lavender | 15 | 23 | at Purdue | 2-7-08 | 67 | 68 |
| Jantel Lavender | 15 | 24 | vs. Illinois | 1-22-09 | 68 | 51 |
| Jantel Lavender | 15 | 21 | at Iowa | 2-12-09 | 75 | 85 |
| Jantel Lavender | 15 | 20 | vs. Michigan State ¹ | 3-5-11 | 72 | 57 |
| Samantha Prahalis | 15 | 27 | vs. Minnesota | 2-23-11 | 81 | 56 |
| Ameryst Alston | 15 | 18 | vs. St. Francis | 11-16-14 | 113 | 97 |
| Ameryst Alston | 15 | 24 | vs. Illinois | 2-21-16 | 117 | 74 |
| Kelsey Mitchell | 15 | 29 | at Michigan State | 2-27-16 | 105 | 107 |
| Kelsey Mitchell | 15 | 24 | vs. Rutgers ¹ | 3-4-16 | 73 | 58 |
| Stephanie Mavunga | 15 | 20 | vs. Memphis ² | 11-23-17 | 100 | 69 |

¹Big Ten Tournament; ²Play4Kay Showcase

FIELD GOAL ATTEMPTS

| Player | Att. | Made | Opponent | Date | OSU | Opp. |
|--------------------|------|------|-----------------------------------|----------|-----|------|
| 1. Kim Jordan | 33 | 11 | vs. Michigan State ¹ | 2-9-79 | 69 | 75 |
| 2. Kelsey Mitchell | 31 | 11 | vs. West Virginia ⁴ | 3-20-16 | 88 | 81 |
| 3. Ameryst Alston | 32 | 11 | at Michigan State | 2-15-14 | 49 | 70 |
| Frani Washington | 32 | 18 | vs. Tennessee ² | 12-15-78 | 59 | 69 |
| 5. Kelsey Mitchell | 29 | 11 | vs. Michigan State | 2-2-15 | 76 | 62 |
| Kelsey Mitchell | 29 | 15 | at Michigan State | 2-27-16 | 105 | 107 |
| Kelsey Mitchell | 29 | 11 | vs. Central Michigan ⁴ | 3-19-18 | 78 | 95 |

¹Big Ten Tournament; ²Christmas Invitational; ³MAIAW; ⁴NCAA Tournament

FIELD GOAL PERCENTAGE (MINIMUM 10 ATT.)

| Player | Percent | M/A | Opponent | Date | OSU | Opp. |
|-----------------------|---------|-------|--------------------------------|----------|-----|------|
| 1. Jessica Davenport | 1.000 | 10/10 | vs. West Virginia ² | 3-20-04 | 73 | 67 |
| Tori McCoy | 1.000 | 10/10 | vs. Southern | 12-7-16 | 108 | 73 |
| 3. Tracey Hall | .923 | 12/13 | vs. Cincinnati | 11-29-84 | 78 | 75 |
| Jantel Lavender | .923 | 12/13 | vs. Delaware State | 12-16-08 | 68 | 35 |
| Jantel Lavender | .923 | 12/13 | vs. UAB | 11-17-09 | 88 | 55 |
| Jantel Lavender | .923 | 12/13 | vs. Bethune Cookman | 1-2-11 | 86 | 38 |
| 7. Nicole Sanchez | .917 | 11/12 | at Minnesota | 1-27-89 | 106 | 82 |
| Stephanie Mavunga | .917 | 11/12 | vs. Maine | 12-3-17 | 83 | 70 |
| 9. Jessica Davenport | .909 | 10/11 | vs. Pennsylvania | 12-21-03 | 95 | 54 |
| Jessica Davenport | .909 | 10/11 | at Indiana | 2-5-06 | 60 | 50 |
| Jessica Davenport | .909 | 10/11 | vs. Washington | 12-3-06 | 84 | 79 |
| 12. Jessica Davenport | .900 | 9/10 | vs. Pennsylvania | 12-21-03 | 95 | 54 |
| D'wan Shackleford | .900 | 9/10 | at Penn State | 12-30-01 | 70 | 65 |
| Stacie Bruce | .900 | 9/10 | vs. Illinois | 3-7-91 | 81 | 65 |
| Star Allen | .900 | 9/10 | vs. Penn State | 2-22-07 | 78 | 61 |
| Jessica Davenport | .900 | 9/10 | vs. Cornell | 11-25-06 | 77 | 43 |
| Jessica Davenport | .900 | 9/10 | at Army | 11-12-06 | 77 | 41 |
| Ashley Adams | .900 | 9/10 | at Illinois | 2-9-12 | 65 | 66 |
| 19. Mary Sivak | .882 | 15/17 | vs. Cincinnati ¹ | 3-7-81 | 65 | 63 |
| 20. Lisa Cline | .857 | 12/14 | at Northwestern | 1-16-87 | 80 | 66 |
| Tracey Hall | .857 | 12/14 | vs. Syracuse ² | 3-20-88 | 116 | 75 |
| Nikita Lowry | .857 | 12/14 | vs. Syracuse ² | 3-20-88 | 116 | 75 |
| Nikita Lowry | .857 | 12/14 | vs. Michigan | 2-14-88 | 87 | 73 |
| Jessica Davenport | .857 | 12/14 | vs. Nebraska | 12-11-04 | 86 | 61 |

¹OAISW; ²NCAA Tournament

INDIVIDUAL SINGLE GAME RECORDS

3-PT. FIELD GOALS MADE

| | Player | Made | Att. | Opponent | Date | OSU | Opp. |
|-----|-------------------|------|------|---------------------------------|----------|-----|------|
| 1. | Kelsey Mitchell | 9 | 20 | vs. Minnesota | 1-15-15 | 72 | 76 |
| 2. | Marscilla Packer | 8 | 10 | at Minnesota | 2-16-06 | 76 | 55 |
| | Caity Matter | 8 | 12 | vs. IUPUI | 12-1-03 | 96 | 48 |
| | Caity Matter | 8 | 11 | at Michigan | 1-11-05 | 84 | 56 |
| | Kelsey Mitchell | 8 | 10 | vs. West Virginia | 12-22-14 | 96 | 54 |
| | Ameryst Alston | 8 | 15 | at Penn State | 2-14-16 | 77 | 63 |
| | Kelsey Mitchell | 8 | 9 | vs. Illinois | 2-21-16 | 117 | 74 |
| | Kelsey Mitchell | 8 | 13 | vs. Rutgers ¹ | 3-4-16 | 73 | 58 |
| 9. | Brittany Johnson | 7 | 14 | vs. Iowa ¹ | 3-4-11 | 71 | 61 |
| | Brittany Johnson | 7 | 12 | at Illinois | 1-20-11 | 71 | 62 |
| | Brittany Johnson | 7 | 8 | vs. Oklahoma State | 11-22-09 | 93 | 72 |
| | Caity Matter | 7 | 13 | at UCLA | 12-30-03 | 56 | 71 |
| | Caity Matter | 7 | 13 | at Wisconsin | 1-16-03 | 57 | 42 |
| | Katie Smith | 7 | 11 | vs. Northwestern | 1-15-95 | 70 | 73 |
| | Samantha Prahalis | 7 | 12 | vs. Minnesota | 2-23-11 | 81 | 56 |
| | Taylor Hill | 7 | 8 | vs. Indiana | 2-16-12 | 75 | 54 |
| | Kelsey Mitchell | 7 | 14 | vs. Georgia | 11-19-14 | 59 | 67 |
| | Kelsey Mitchell | 7 | 14 | vs. Cleveland State | 11-16-16 | 96 | 78 |
| | Kelsey Mitchell | 7 | 13 | vs. Louisville | 11-12-17 | 90 | 95 |
| | Kelsey Mitchell | 7 | 11 | vs. FGCU ² | 11-24-17 | 104 | 62 |
| 19. | Caity Matter | 6 | 9 | at Michigan State | 2-15-04 | 53 | 72 |
| | Caity Matter | 6 | 13 | at Michigan State | 2-13-03 | 64 | 65 |
| | Caity Matter | 6 | 9 | at Purdue | 2-2-03 | 62 | 67 |
| | Averrill Roberts | 6 | 6 | at Northwestern | 3-11-93 | 76 | 66 |
| | Marcie Alberts | 6 | 11 | vs. Michigan State ¹ | 3-1-97 | 79 | 85 |
| | Marcie Alberts | 6 | 14 | at Michigan | 2-23-97 | 65 | 74 |
| | Lauren Shenk | 6 | 8 | vs. Akron | 12-19-00 | 100 | 35 |
| | Lauren Shenk | 6 | 11 | vs. Michigan State | 2-28-02 | 89 | 82 |
| | Marscilla Packer | 6 | 8 | vs. Wisconsin | 1-20-08 | 79 | 74 |
| | Samantha Prahalis | 6 | 12 | vs. LSU | 11-27-11 | 77 | 68 |
| | Kelsey Mitchell | 6 | 20 | vs. Michigan State | 2-2-15 | 76 | 62 |
| | Kelsey Mitchell | 6 | 13 | vs. Indiana | 2-8-15 | 78 | 70 |
| | Kelsey Mitchell | 6 | 12 | vs. Belmont | 11-19-15 | 84 | 56 |
| | Kelsey Mitchell | 6 | 13 | at Northwestern | 1-14-16 | 82 | 86 |
| | Kelsey Mitchell | 6 | 17 | at Michigan State | 2-27-15 | 105 | 107 |
| | Kelsey Mitchell | 6 | 12 | vs. Illinois | 1-22-17 | 88 | 64 |
| | Kelsey Mitchell | 6 | 8 | at Wisconsin | 2-4-17 | 96 | 68 |
| | Kelsey Mitchell | 6 | 9 | vs. Northwestern ¹ | 3-3-17 | 99 | 68 |
| | Kelsey Mitchell | 6 | 9 | vs. Quinnipiac | 11-17-17 | 95 | 63 |
| | Kelsey Mitchell | 6 | 16 | vs. Central Michigan | 3-19-18 | 78 | 95 |

¹Big Ten Tournament; ²Play4Kay Showcase

3-PT. FIELD GOAL ATTEMPTS

| | Player | Att. | Made | Opponent | Date | OSU | Opp. |
|----|------------------|------|------|-----------------------|----------|-----|------|
| 1. | Kelsey Mitchell | 20 | 9 | vs. Minnesota | 1-15-15 | 72 | 76 |
| | Kelsey Mitchell | 20 | 6 | vs. Michigan State | 2-2-15 | 76 | 62 |
| 3. | Kelsey Mitchell | 17 | 6 | at Michigan State | 2-27-15 | 105 | 107 |
| | Kelsey Mitchell | 17 | 4 | at Duke | 11-30-17 | 60 | 69 |
| 5. | Kelsey Mitchell | 16 | 6 | vs. Central Michigan | 3-19-18 | 78 | 95 |
| 6. | Marcie Alberts | 15 | 4 | vs. Iowa | 12-30-97 | 66 | 57 |
| | Ameryst Alston | 15 | 8 | at Penn State | 2-14-16 | 77 | 63 |
| 8. | Brittany Johnson | 14 | 7 | vs. Iowa ² | 3-4-11 | 71 | 61 |
| | Marcie Alberts | 14 | 6 | vs. Michigan | 2-23-97 | 65 | 74 |
| | Kelsey Mitchell | 14 | 5 | vs. Penn State | 1-18-15 | 69 | 60 |
| | Kelsey Mitchell | 14 | 3 | at Minnesota | 2-24-16 | 88 | 90 |
| | Kelsey Mitchell | 14 | 7 | vs. Cleveland State | 11-16-16 | 96 | 78 |

¹NCAA Tournament; ²Big Ten Tournament

3-PT. FG PERCENTAGE (MIN. 4 MADE)

| | Player | Percent | Made/Att. | Opponent | Date | OSU | Opp. |
|-----|-------------------|---------|-----------|--------------------|----------|-----|------|
| 1. | Averrill Roberts | 1.000 | 6/6 | at Northwestern | 3-11-93 | 76 | 66 |
| | Samantha Prahalis | 1.000 | 5/5 | vs. Michigan | 1-27-11 | 66 | 69 |
| | Amy Scullion | 1.000 | 5/5 | vs. UT Martin | 12-17-13 | 82 | 60 |
| | Kelsey Mitchell | 1.000 | 5/5 | at Indiana | 1-8-15 | 103 | 49 |
| | Cheryl Perozek | 1.000 | 4/4 | at Indiana | 1-11-91 | 72 | 63 |
| | Ashley Allen | 1.000 | 4/4 | vs. UNC Wilmington | 11-25-03 | 70 | 42 |
| | Michelle Munoz | 1.000 | 4/4 | vs. Ohio | 12-01-04 | 107 | 37 |
| | Ashlee Trebilcock | 1.000 | 4/4 | vs. Wisconsin | 2-15-07 | 83 | 57 |
| | Marscilla Packer | 1.000 | 4/4 | vs. Alabama A&M | 12-16-06 | 98 | 55 |
| | Sarah Schulze | 1.000 | 4/4 | at Northwestern | 12-31-09 | 86 | 60 |
| | Shayla Cooper | 1.000 | 4/4 | vs. Purdue | 1-17-16 | 90 | 70 |
| 12. | Kelsey Mitchell | .889 | 8/9 | vs. Illinois | 2-21-16 | 117 | 74 |
| 13. | Brittany Johnson | .875 | 7/8 | vs. Oklahoma State | 11-22-09 | 93 | 72 |
| | Taylor Hill | .875 | 7/8 | vs. Indiana | 2-16-12 | 75 | 54 |
| 15. | Brittany Johnson | .833 | 5/6 | vs. Purdue | 2-10-11 | 90 | 67 |
| | Samantha Prahalis | .833 | 5/6 | at Penn State | 2-7-10 | 86 | 73 |
| | Marscilla Packer | .833 | 5/6 | at Purdue | 1-1-06 | 59 | 61 |
| | Katie Smith | .833 | 5/6 | vs. Providence | 12-3-95 | 99 | 77 |
| | Jamie Lewis | .833 | 5/6 | vs. Boston | 12-14-99 | 79 | 49 |
| | Ashley Allen | .833 | 5/6 | vs. Bowling Green | 11-12-04 | 89 | 41 |
| | Ameryst Alston | .833 | 5/6 | vs. Iowa | 2-21-15 | 100 | 82 |
| | Sierra Calhoun | .833 | 5/6 | vs. LIU Brooklyn | 11-19-16 | 113 | 54 |
| | Sierra Calhoun | .833 | 5/6 | vs. Penn State | 2-1-17 | 87 | 72 |
| | Sierra Calhoun | .833 | 5/6 | vs. Iowa | 2-12-17 | 88 | 81 |
| | Kelsey Mitchell | .833 | 5/6 | vs. Rutgers | 2-8-18 | 90 | 68 |



KELSEY MITCHELL

INDIVIDUAL SINGLE GAME RECORDS

FREE THROWS MADE (MINIMUM 12 ATT.)

| Player | Made | Att. | Opponent | Date | OSU | Opp. |
|---------------------|------|------|--------------------------------|----------|-----|------|
| 1. Kelsey Mitchell | 19 | 20 | vs. Stanford ⁶ | 11-25-17 | 94 | 82 |
| 2. Kelsey Mitchell | 18 | 22 | vs. West Virginia ⁴ | 3-20-16 | 88 | 81 |
| 3. Nikita Lowry | 15 | 18 | vs. Wisconsin | 2-13-87 | 97 | 62 |
| Katie Smith | 15 | 18 | vs. Virginia | 1-2-93 | 91 | 84 |
| Katie Smith | 15 | 16 | vs. Idaho St. ¹ | 12-11-94 | 119 | 63 |
| Kelsey Mitchell | 15 | 16 | vs. Texas A&M ⁵ | 11-28-15 | 95 | 80 |
| 7. Tayler Hill | 14 | 14 | vs. Minnesota | 2-21-13 | 56 | 57 |
| Mandy Stanhope | 14 | 15 | vs. St. Bonaventure | 11-16-97 | 71 | 60 |
| Jessica Davenport | 14 | 17 | vs. Indiana | 1-25-07 | 72 | 62 |
| Ameryst Alston | 14 | 17 | vs. Northwestern | 2-23-14 | 71 | 62 |
| Katie Smith | 14 | 19 | vs. Iowa | 3-7-93 | 72 | 60 |
| Kelsey Mitchell | 14 | 14 | vs. Clemson ³ | 11-27-14 | 86 | 77 |
| 13. Jantel Lavender | 13 | 16 | vs. Wisconsin ² | 3-6-10 | 82 | 73 |
| Jessica Davenport | 13 | 13 | vs. Penn State | 2-27-05 | 69 | 58 |
| Amy Tucker | 13 | 14 | vs. South Carolina | 1-8-81 | 69 | 62 |
| Averrill Roberts | 13 | 14 | vs. Michigan State | 2-2-92 | 66 | 60 |
| Nikita Lowry | 13 | 15 | vs. Michigan State | 2-12-88 | 82 | 59 |
| Katie Smith | 13 | 13 | at Penn State | 2-25-94 | 74 | 96 |
| Katie Smith | 13 | 13 | vs. Purdue | 12-31-95 | 77 | 70 |
| Cait Craft | 13 | 19 | vs. Florida Atlantic | 11-10-13 | 91 | 88 |
| Kelsey Mitchell | 13 | 14 | at Purdue | 1-24-15 | 77 | 71 |
| Ameryst Alston | 13 | 15 | vs. Clemson ³ | 11-27-14 | 86 | 77 |
| Kelsey Mitchell | 13 | 13 | vs. Michigan State | 12-31-15 | 85 | 80 |
| 24. Tayler Hill | 12 | 14 | at Illinois | 2-28-13 | 64 | 53 |
| Tayler Hill | 12 | 12 | at Gonzaga | 12-17-12 | 65 | 60 |
| Samantha Prahalis | 12 | 12 | at Minnesota | 2-14-10 | 64 | 59 |
| Jessica Davenport | 12 | 16 | vs. Purdue | 1-2-05 | 63 | 50 |
| Jessica Davenport | 12 | 14 | vs. Illinois | 1-21-07 | 62 | 52 |
| Jantel Lavender | 12 | 14 | at Penn State | 2-28-08 | 87 | 84 |
| Tayler Hill | 12 | 12 | vs. LSU | 11-27-11 | 77 | 68 |
| Ameryst Alston | 12 | 16 | vs. James Madison ⁴ | 3-21-15 | 90 | 80 |
| Kelsey Mitchell | 12 | 13 | at South Carolina | 11-13-15 | 80 | 88 |
| Kelsey Mitchell | 12 | 14 | at Michigan State | 2-27-16 | 105 | 107 |
| Ameryst Alston | 12 | 12 | at Illinois | 2-15-16 | 80 | 70 |

¹Kona Classic; ²Big Ten Tournament; ³Paradise Jam; ⁴NCAA Tournament; ⁵South Point Shootout; ⁶Play4Kay Showcase

FREE THROW ATTEMPTS (MINIMUM 15 ATT.)


| Player | Att. | Made | Opponent | Date | OSU | Opp. |
|-----------------------|------|------|--------------------------------|----------|-----|------|
| 1. Kelsey Mitchell | 22 | 18 | vs. West Virginia | 3-20-16 | 88 | 81 |
| 2. Kelsey Mitchell | 20 | 19 | vs. Stanford ⁶ | 11-25-17 | 94 | 82 |
| Katie Smith | 19 | 14 | vs. Iowa | 3-7-93 | 72 | 60 |
| Cait Craft | 19 | 13 | vs. Florida Atlantic | 11-10-13 | 91 | 88 |
| 4. Nikita Lowry | 18 | 15 | vs. Wisconsin | 2-13-87 | 97 | 62 |
| Katie Smith | 18 | 15 | vs. Virginia | 1-2-93 | 91 | 84 |
| 6. Audrey Burcy | 17 | 12 | vs. UCLA | 12-22-92 | 91 | 80 |
| Katie Smith | 17 | 11 | vs. Penn State | 12-28-94 | 78 | 63 |
| Jessica Davenport | 17 | 14 | vs. Indiana | 1-25-07 | 72 | 62 |
| Ameryst Alston | 17 | 14 | vs. Northwestern | 2-23-14 | 71 | 62 |
| 10. Jessica Davenport | 16 | 10 | vs. Indiana | 2-1-04 | 71 | 65 |
| Katie Smith | 16 | 15 | vs. Idaho State ² | 12-11-94 | 119 | 63 |
| Jantel Lavender | 16 | 13 | vs. Wisconsin | 3-6-10 | 82 | 73 |
| Ameryst Alston | 16 | 12 | vs. James Madison ⁴ | 3-21-15 | 90 | 80 |
| Kelsey Mitchell | 16 | 15 | vs. Texas A&M ⁵ | 11-28-15 | 95 | 80 |
| 15. Mandy Stanhope | 15 | 14 | vs. St. Bonaventure | 11-16-97 | 71 | 60 |
| Nikita Lowry | 15 | 13 | vs. Michigan State | 2-12-88 | 82 | 59 |
| Jodi Roth | 15 | 12 | at Minnesota | 3-2-86 | 77 | 70 |
| Kelsey Mitchell | 15 | 11 | vs. Michigan | 2-10-15 | 77 | 73 |
| Ameryst Alston | 15 | 13 | vs. Clemson ³ | 11-27-14 | 86 | 77 |

¹NCAA Tournament; ²Kona Classic; ³Paradise Jam; ⁴South Point Shootout; ⁵Play4Kay Showcase

FREE THROW PERCENTAGE (MINIMUM 10 ATT.)

| Player | Percent | Made/Att. | Opponent | Date | OSU | Opp. |
|-------------------|---------|-----------|---------------------------------|----------|-----|------|
| 1. Tayler Hill | 1.000 | 14/14 | vs. Minnesota | 2-21-13 | 56 | 57 |
| Kelsey Mitchell | 1.000 | 14/14 | vs. Clemson ³ | 11-27-14 | 86 | 77 |
| Jessica Davenport | 1.000 | 13/13 | vs. Penn State | 2-27-05 | 69 | 58 |
| Katie Smith | 1.000 | 13/13 | vs. Purdue | 12-31-95 | 77 | 70 |
| Katie Smith | 1.000 | 13/13 | at Penn State | 2-25-94 | 74 | 96 |
| Kelsey Mitchell | 1.000 | 13/13 | vs. Michigan State | 12-31-15 | 85 | 80 |
| Tayler Hill | 1.000 | 12/12 | at Gonzaga | 12-17-12 | 65 | 60 |
| Toni Roesch | 1.000 | 12/12 | vs. UNLV | 12-28-85 | 87 | 74 |
| Nicole Sanchez | 1.000 | 12/12 | at Wisconsin | 3-8-89 | 77 | 61 |
| Nicole Sanchez | 1.000 | 12/12 | vs. Michigan | 1-12-90 | 84 | 67 |
| Samantha Prahalis | 1.000 | 12/12 | at Minnesota | 2-14-10 | 64 | 59 |
| Tayler Hill | 1.000 | 12/12 | vs. LSU | 11-27-11 | 77 | 68 |
| Ameryst Alston | 1.000 | 12/12 | at Illinois | 2-15-16 | 80 | 70 |
| Katie Smith | 1.000 | 11/11 | vs. Kentucky | 12-4-95 | 75 | 59 |
| Katie Smith | 1.000 | 11/11 | vs. Michigan | 1-21-96 | 83 | 75 |
| Samantha Prahalis | 1.000 | 11/11 | vs. Wisconsin ² | 3-6-10 | 82 | 73 |
| Kelsey Mitchell | 1.000 | 11/11 | vs. Rutgers | 1-1-15 | 85 | 68 |
| Katie Smith | 1.000 | 10/10 | at Minnesota | 2-12-95 | 93 | 73 |
| Martha Baker | 1.000 | 10/10 | at Indiana | 3-12-76 | 74 | 57 |
| Lisa Cline | 1.000 | 10/10 | vs. BGSU | 12-12-88 | 81 | 60 |
| Katie Smith | 1.000 | 10/10 | at Purdue | 1-15-93 | 84 | 78 |
| Katie Smith | 1.000 | 10/10 | at Wisconsin | 2-26-93 | 70 | 66 |
| Katie Smith | 1.000 | 10/10 | vs. W. Kentucky ¹ | 3-25-93 | 86 | 76 |
| Lisa Negri | 1.000 | 10/10 | vs. BGSU | 12-4-93 | 76 | 65 |
| Jamie Lewis | 1.000 | 10/10 | vs. Penn State | 12-28-98 | 72 | 54 |
| Jantel Lavender | 1.000 | 10/10 | at Michigan State | 1-9-10 | 65 | 62 |
| Kelsey Mitchell | 1.000 | 10/10 | vs. Michigan State ² | 3-5-16 | 63 | 82 |

¹NCAA Tournament; ²Big Ten Tournament; ³Paradise Jam



NIKITA LOWRY

INDIVIDUAL SINGLE GAME RECORDS

REBOUNDS

| Player | Rebs. | Opponent | Date | OSU | Opp. |
|----------------------|-------|-----------------------------------|----------|-----|------|
| 1. Stephanie Mavunga | 26 | vs. Stanford | 11-10-17 | 85 | 64 |
| 2. Mary Sivak | 25 | vs. Youngstown State ¹ | 3-3-79 | 62 | 56 |
| 3. Martha Baker | 24 | vs. Kentucky | 2-16-76 | 70 | 50 |
| 4. Martha Baker | 22 | vs. Indiana | 2-14-76 | 55 | 47 |
| Jantel Lavender | 22 | vs. Indiana | 1-5-11 | 83 | 65 |
| 6. Stephanie Mavunga | 21 | vs. Minnesota ² | 3-3-18 | 90 | 88 |

¹OAISW; ²Big Ten Tournament

ASSISTS

| Player | Assists | Opponent | Date | OSU | Opp. |
|-----------------------|---------|-----------------------------------|----------|-----|---------|
| 1. Jamie Lewis | 17 | vs. James Madison ¹ | 3-25-01 | 74 | 65 |
| 2. Samantha Prahalis | 15 | vs. Oklahoma | 12-5-11 | 95 | 84 |
| 3. Samantha Prahalis | 14 | vs. Northwestern | 2-25-10 | 78 | 47 |
| Samantha Prahalis | 14 | vs. California | 11-29-09 | 83 | 71 |
| Yvette Angel | 14 | at Pittsburgh | 12-10-83 | 83 | 75 |
| Yvette Angel | 14 | at Syracuse | 12-8-84 | 76 | 53 |
| Toni Roesch | 14 | vs. Central Michigan | 12-21-85 | 95 | 75 |
| 8. Julie Plank | 13 | at Illinois | 3-4-83 | 78 | 71 |
| Jamie Lewis | 13 | vs. Akron | 12-19-00 | 100 | 35 |
| Jamie Lewis | 13 | vs. Long Beach State | 12-3-00 | 102 | 55 |
| Samantha Prahalis | 13 | vs. North Carolina | 12-3-08 | 63 | 72 |
| Samantha Prahalis | 13 | vs. St. Francis, Pa. ³ | 3-21-10 | 93 | 59 |
| 13. Samantha Prahalis | 12 | vs. Purdue | 2-10-11 | 90 | 67 |
| Alysiah Bond | 12 | vs. Idaho State ² | 12-11-95 | 119 | 63 |
| Samantha Prahalis | 12 | at Penn State | 2-7-10 | 86 | 73 |
| Samantha Prahalis | 12 | vs. West Virginia | 11-19-09 | 92 | 69 |
| Carmen Grande | 12 | at Penn State | 1-17-19 | 76 | 71 |
| 18. Brandie Hoskins | 11 | at Minnesota | 2-26-04 | 76 | 62 |
| Kim Wilburn | 11 | at Purdue | 2-02-03 | 62 | 67 |
| Jamie Lewis | 11 | at California | 12-20-97 | 85 | 72 |
| Jamie Lewis | 11 | at Cleveland State | 11-18-00 | 87 | 76 |
| Jamie Lewis | 11 | vs. UCLA | 12-21-00 | 79 | 57 |
| Jamie Lewis | 11 | vs. Michigan State | 2-28-00 | 72 | 74 |
| Samantha Prahalis | 11 | vs. Stony Brook | 11-25-11 | 84 | 37 |
| Samantha Prahalis | 11 | vs. Florida State | 11-30-11 | 78 | 75 (OT) |
| Samantha Prahalis | 11 | at Wisconsin | 12-30-11 | 77 | 61 |
| Ameryst Alston | 11 | vs. Iowa | 2-21-15 | 100 | 82 |

¹WNIT; ²Kona Classic; ³NCAA Tournament

BLOCKS


| Player | Blks | Opponent | Date | OSU | Opp. |
|----------------------|------|--------------------------------|----------|-----|------|
| 1. Jessica Davenport | 12 | at Michigna State | 2-20-05 | 64 | 66 |
| June Brewer | 12 | vs. Michigan Stat ¹ | 2-7-76 | 73 | 60 |
| 3. Jessica Davenport | 11 | at Minnesota | 2-8-07 | 70 | 67 |
| 4. Jessica Davenport | 8 | at Dayton | 12-04-04 | 75 | 42 |
| Jessica Davenport | 8 | at Minnesota | 2-16-06 | 76 | 55 |
| Mary Sivak | 8 | vs. Dayton | 2-28-81 | 75 | 78 |
| Mary Sivak | 8 | vs. Tennessee Tech | 2-7-81 | 59 | 60 |
| Alexa Hart | 8 | vs. VCU | 11-23-14 | 96 | 86 |
| Alexa Hart | 8 | vs. St. Francis | 11-16-14 | 113 | 97 |
| Alexa Hart | 8 | at Illinois | 2-15-16 | 80 | 70 |
| 11. Ashley Adams | 7 | at Purdue | 2-20-11 | 76 | 74 |
| Mary Sivak | 7 | at Kent State | 2-19-81 | 69 | 64 |
| Mary Sivak | 7 | at Western Michigan | 12-7-79 | 73 | 68 |
| Ashley Adams | 7 | at Minnesota | 1-29-12 | 65 | 76 |
| Ashley Adams | 7 | vs. Florida ² | 3-18-12 | 65 | 70 |
| Alexa Hart | 7 | vs. Arkansas State | 12-11-14 | 67 | 52 |
| Alexa Hart | 7 | vs. James Madison ² | 3-21-15 | 90 | 80 |
| Tori McCoy | 7 | vs. Purdue ¹ | 3-4-17 | 60 | 71 |
| Stephanie Mavunga | 7 | vs. Minnesota ¹ | 3-3-18 | 90 | 88 |

¹Big Ten Tournament; ²NCAA Tournament

STEALS

| Player | Steals | Opponent | Date | OSU | Opp. |
|----------------------|--------|--------------------------------|----------|-----|------|
| 1. Lisa Cline | 11 | at UCLA | 12-30-88 | 63 | 46 |
| 2. Yvette Angel | 10 | vs. Illinois State | 11-21-84 | 87 | 51 |
| Tomeka Brown | 10 | at Northwestern | 2-17-02 | 87 | 69 |
| Audrey Burcy | 10 | vs. Georgia | 12-19-92 | 89 | 72 |
| 5. D'wan Shackelford | 9 | at Minnesota | 2-7-02 | 64 | 79 |
| Tracey Hall | 9 | vs. Minnesota | 2-28-88 | 88 | 48 |
| Shelly Nichols | 9 | vs. Kentucky | 12-4-96 | 84 | 66 |
| 8. Shavelle Little | 8 | at Illinois | 12-28-09 | 76 | 47 |
| Kim Wilburn | 8 | at Iowa | 2-13-05 | 67 | 60 |
| Kim Wilburn | 8 | vs. Canisius | 12-22-05 | 90 | 58 |
| Yvette Angel | 8 | at Minnesota | 2-1-85 | 64 | 58 |
| Toni Roesch | 8 | vs. Northwestern | 2-17-84 | 84 | 71 |
| Frani Washington | 8 | at Michigan State ¹ | 2-9-79 | 69 | 75 |
| 14. Tayler Hill | 7 | vs. Notre Dame | 11-9-12 | 51 | 57 |
| Shavelle Little | 7 | vs. Howard | 12-17-06 | 97 | 52 |
| Maria Moeller | 7 | vs. Bostons College | 11-21-06 | 80 | 72 |
| Kim Wilburn | 7 | vs. Dayton | 11-30-05 | 73 | 31 |
| Kim Wilburn | 7 | at Wisconsin | 1-27-05 | 86 | 67 |
| Kim Wilburn | 7 | at Purdue | 2-8-04 | 54 | 57 |
| Kim Wilburn | 7 | vs. Iowa | 1-26-03 | 74 | 59 |
| Kim Wilburn | 7 | at Indiana | 1-12-03 | 50 | 54 |
| Nikita Lowry | 7 | vs. Michigan State | 2-12-88 | 82 | 59 |
| Nikita Lowry | 7 | at Illinois | 3-4-88 | 78 | 62 |
| Alysiah Bond | 7 | at Georgia | 11-30-91 | 82 | 79 |
| Averril Roberts | 7 | at Michigan State | 2-28-92 | 88 | 71 |
| Shavelle Little | 7 | at Purdue | 2-7-08 | 67 | 68 |
| Asia Doss | 7 | at Nebraska | 12-28-17 | 73 | 61 |

¹Big Ten Tournament



YEARLY LEADERS

SCORING AVERAGE

| Season | Name | Games | Points | Avg. |
|----------------|------------------------|-----------|------------|-------------|
| 2018-19 | Dorka Juhász | 27 | 317 | 11.7 |
| 2017-18 | Kelsey Mitchell | 35 | 849 | 24.3 |
| 2016-17 | Kelsey Mitchell | 35 | 791 | 22.6 |
| 2015-16 | Kelsey Mitchell | 34 | 889 | 26.1 |
| 2014-15 | Kelsey Mitchell | 35 | 873 | 24.9 |
| 2013-14 | Ameryst Alston | 35 | 666 | 19.0 |
| 2012-13 | Taylor Hill | 30 | 634 | 21.1 |
| 2011-12 | Taylor Hill | 32 | 653 | 20.4 |
| 2010-11 | Jantel Lavender | 34 | 774 | 22.8 |
| 2009-10 | Jantel Lavender | 36 | 769 | 21.4 |
| 2008-09 | Jantel Lavender | 35 | 728 | 20.8 |
| 2007-08 | Jantel Lavender | 31 | 547 | 17.6 |
| 2006-07 | Jessica Davenport | 32 | 639 | 20.0 |
| 2005-06 | Jessica Davenport | 32 | 598 | 18.7 |
| 2004-05 | Jessica Davenport | 35 | 677 | 19.3 |
| 2003-04 | Caity Matter | 31 | 458 | 14.8 |
| 2002-03 | Caity Matter | 32 | 492 | 15.4 |
| 2001-02 | Courtney Coleman | 28 | 458 | 16.4 |
| 2000-01 | Courtney Coleman | 33 | 487 | 14.8 |
| 1999-00 | LaToya Turner | 28 | 304 | 11.3 |
| 1998-98 | Marrita Porter | 29 | 423 | 14.6 |
| 1997-98 | Marrita Porter | 26 | 478 | 18.4 |
| 1996-97 | Larecha Jones | 28 | 368 | 13.1 |
| 1995-96 | Katie Smith | 34 | 745 | 21.9 |
| 1994-95 | Katie Smith | 30 | 639 | 21.3 |
| 1993-94 | Katie Smith | 28 | 616 | 22.0 |
| 1992-93 | Katie Smith | 32 | 578 | 18.1 |
| 1991-92 | Averrill Roberts | 28 | 546 | 19.5 |
| 1990-91 | Averrill Roberts | 28 | 416 | 14.9 |
| 1989-90 | Vicki Pullie | 29 | 386 | 13.3 |
| 1988-89 | Lisa Cline | 30 | 592 | 19.7 |
| 1987-88 | Nikita Lowry | 28 | 622 | 22.2 |
| 1986-87 | Tracey Hall | 31 | 506 | 16.3 |
| 1985-86 | Tracey Hall | 30 | 498 | 16.6 |
| 1984-85 | Yvette Angel | 31 | 437 | 14.1 |
| 1983-84 | Carla Chapman | 28 | 428 | 15.3 |
| 1982-83 | Yvette Angel | 28 | 428 | 15.3 |
| 1981-82 | Mary Sivak | 27 | 364 | 13.5 |
| 1980-81 | Amy Tucker | 32 | 548 | 17.1 |
| 1979-80 | Amy Tucker | 34 | 480 | 14.1 |
| 1978-79 | Frani Washington | 30 | 711 | 23.7 |
| 1977-78 | Kim Jordan | 31 | 494 | 15.9 |
| 1976-77 | June Brewer | 23 | 276 | 12.0 |
| 1975-76 | Martha Baker | 20 | 292 | 14.6 |

MOST POINTS SCORED

| | | | |
|---------------|-----------------|-----|---------|
| By A Senior | Kelsey Mitchell | 849 | 2017-18 |
| By A Junior | Kelsey Mitchell | 791 | 2016-17 |
| By A Soph. | Kelsey Mitchell | 889 | 2015-16 |
| By A Freshman | Kelsey Mitchell | 873 | 2014-15 |

FIELD GOALS MADE

| Season | Name | FGM | FGA | .Pct |
|----------------|------------------------|------------|------------|-------------|
| 2018-19 | Dorka Juhász | 119 | 260 | .458 |
| 2017-18 | Kelsey Mitchell | 288 | 643 | .448 |
| 2016-17 | Kelsey Mitchell | 266 | 609 | .437 |
| 2015-16 | Kelsey Mitchell | 284 | 628 | .452 |
| 2014-15 | Kelsey Mitchell | 282 | 680 | .415 |
| 2013-14 | Ameryst Alston | 238 | 512 | .465 |
| 2012-13 | Taylor Hill | 189 | 467 | .405 |
| 2011-12 | S. Prahalis | 216 | 495 | .436 |
| 2010-11 | Jantel Lavender | 316 | 577 | .548 |
| 2009-10 | Jantel Lavender | 304 | 591 | .514 |
| 2008-09 | Jantel Lavender | 290 | 536 | .541 |
| 2007-08 | Jantel Lavender | 232 | 452 | .513 |
| 2006-07 | Jessica Davenport | 222 | 372 | .597 |

| | | | | |
|---------|-------------------|-----|-----|------|
| 2005-06 | Jessica Davenport | 241 | 390 | .618 |
| 2004-05 | Jessica Davenport | 262 | 446 | .587 |
| 2003-04 | Caity Matter | 157 | 356 | .441 |
| 2002-03 | Courtney Coleman | 184 | 278 | .662 |
| 2001-02 | Courtney Coleman | 180 | 296 | .608 |
| 2000-01 | Courtney Coleman | 182 | 314 | .580 |
| 1999-00 | LaToya Turner | 117 | 240 | .488 |
| 1998-99 | Marrita Porter | 162 | 275 | .589 |
| 1997-98 | Larecha Jones | 183 | 403 | .454 |
| 1996-97 | Larecha Jones | 154 | 280 | .550 |
| 1995-96 | Katie Smith | 230 | 527 | .436 |
| 1994-95 | Peggy Evans | 201 | 353 | .569 |
| 1993-94 | Katie Smith | 211 | 428 | .493 |
| 1992-93 | Katie Smith | 189 | 375 | .504 |
| 1991-92 | Averrill Roberts | 192 | 416 | .462 |
| 1990-91 | Averrill Roberts | 153 | 374 | .409 |
| 1989-90 | Vicki Pullie | 151 | 326 | .463 |
| 1988-89 | Lisa Cline | 246 | 448 | .549 |
| 1987-88 | Nikita Lowry | 251 | 419 | .599 |
| 1986-87 | Tracey Hall | 220 | 355 | .620 |
| 1985-86 | Tracey Hall | 203 | 329 | .617 |
| 1984-85 | Yvette Angel | 189 | 368 | .514 |
| 1983-84 | Carla Chapman | 181 | 359 | .504 |
| 1982-83 | Yvette Angel | 184 | 342 | .538 |
| 1981-82 | Mary Sivak | 155 | 310 | .500 |
| | Amy Tucker | 155 | 313 | .495 |
| 1980-81 | Mary Sivak | 230 | 415 | .542 |
| 1979-80 | Amy Tucker | 206 | 426 | .483 |
| 1978-79 | Frani Washington | 309 | 573 | .539 |
| 1977-78 | Kim Jordan | 229 | 512 | .447 |
| 1976-77 | Martha Baker | 129 | 298 | .430 |
| 1975-76 | Martha Baker | 126 | 280 | .450 |

MOST FIELD GOALS MADE

| | | | |
|---------------|------------------|-----|---------|
| By A Senior | Jantel Lavender | 316 | 2010-11 |
| By A Junior | Jantel Lavender | 304 | 2009-10 |
| By A Soph. | Frani Washington | 309 | 1978-79 |
| By A Freshman | Kelsey Mitchell | 282 | 2014-15 |

FIELD GOAL PERCENTAGE

| Season | Name | Pct. | FGM/FGA |
|----------------|-----------------------|-------------|---------------|
| 2018-19 | Janai Crooms | .480 | 98/204 |
| 2017-18 | Stephanie Mavunga | .632 | 239/378 |
| 2016-17 | Tori McCoy | .629 | 122/194 |
| 2015-16 | Alexa Hart | .615 | 158/257 |
| 2014-15 | Alexa Hart | .627 | 190/303 |
| 2013-14 | Ashley Adams | .489 | 85/174 |
| 2012-13 | Ashley Adams | .540 | 136/252 |
| 2011-12 | Darryce Moore | .583 | 67/115 |
| 2010-11 | Ashley Adams | .615 | 67/109 |
| 2009-10 | Jantel Lavender | .514 | 304/591 |
| 2008-09 | Jantel Lavender | .541 | 290/536 |
| 2007-08 | Tamrah Riley | .583 | 77/132 |
| 2006-07 | Star Allen | .625 | 140/224 |
| 2005-06 | Jessica Davenport | .618 | 241/390 |
| 2004-05 | Brandie Hoskins | .596 | 186/312 |
| 2003-04 | Jessica Davenport | .625 | 150/240 |
| 2002-03 | Courtney Coleman | .662 | 184/278 |
| 2001-02 | Courtney Coleman | .608 | 180/296 |
| 2000-01 | Courtney Coleman | .580 | 182/314 |
| 1999-00 | Michaela Moua | .573 | 86/150 |
| 1998-99 | Marrita Porter | .589 | 162/275 |
| 1997-98 | Marrita Porter | .560 | 178/318 |
| 1996-97 | Marrita Porter | .667 | 72/108 |
| 1995-96 | Marrita Porter | .585 | 144/246 |
| 1994-95 | Peggy Evans | .569 | 201/353 |
| 1993-94 | Lavona Turner | .507 | 111/219 |
| 1992-93 | Nikki Keyton | .559 | 171/306 |

| | | | |
|---------|------------------|------|---------|
| 1991-92 | Nikki Keyton | .492 | 130/264 |
| 1990-91 | Stacie Bruce | .532 | 99/186 |
| 1989-90 | Mindy Smith | .562 | 141/251 |
| 1988-89 | Lisa Cline | .549 | 246/448 |
| 1987-88 | Nikita Lowry | .599 | 251/419 |
| 1986-87 | Tracey Hall | .620 | 220/355 |
| 1985-86 | Tracey Hall | .617 | 203/329 |
| 1984-85 | Tracey Hall | .601 | 178/296 |
| 1983-84 | Francine Lewis | .593 | 159/268 |
| 1982-83 | Theresa Busch | .546 | 101/185 |
| 1981-82 | Carla Chapman | .547 | 105/192 |
| 1980-81 | Mary Sivak | .542 | 230/415 |
| 1979-80 | Amy Tucker | .483 | 206/426 |
| 1978-79 | Frani Washington | .539 | 309/572 |
| 1977-78 | Frani Washington | .523 | 161/308 |
| 1976-77 | June Brewer | .550 | 153/278 |
| 1975-76 | Dana Schlatter | .600 | 18/30 |

BEST FIELD GOAL PERCENTAGE

| | | | |
|---------------|------------------|------|---------|
| By A Senior | Courtney Coleman | .662 | 2002-03 |
| By A Junior | Tracey Hall | .620 | 1986-87 |
| By A Soph. | Marrita Porter | .667 | 1996-97 |
| By A Freshman | Tori McCoy | .629 | 2016-17 |

3-POINTERS MADE

| Season | Name | 3PM | 3PA | Pct. |
|----------------|------------------------|------------|------------|-------------|
| 2018-19 | Carly Santoro | 42 | 127 | .331 |
| 2017-18 | Kelsey Mitchell | 129 | 321 | .402 |
| 2016-17 | Kelsey Mitchell | 115 | 312 | .369 |
| 2015-16 | Kelsey Mitchell | 126 | 317 | .397 |
| 2014-15 | Kelsey Mitchell | 127 | 336 | .378 |
| 2013-14 | Ameryst Alston | 43 | 114 | .377 |
| | Cait Craft | 43 | 139 | .309 |
| 2012-13 | Taylor Hill | 64 | 202 | .317 |
| 2011-12 | Taylor Hill | 82 | 196 | .418 |
| 2010-11 | Brittany Johnson | 85 | 189 | .450 |
| 2009-10 | Brittany Johnson | 77 | 160 | .481 |
| 2008-09 | Brittany Johnson | 44 | 122 | .361 |
| 2007-08 | Marscilla Packer | 80 | 197 | .406 |
| 2006-07 | Marscilla Packer | 57 | 151 | .377 |
| 2005-06 | Marscilla Packer | 79 | 171 | .462 |
| 2004-05 | Caity Matter | 73 | 164 | .445 |
| 2003-04 | Caity Matter | 73 | 209 | .349 |
| 2002-03 | Caity Matter | 106 | 235 | .451 |
| 2001-02 | DiDi Reynolds | 51 | 151 | .338 |
| 2000-01 | Jamie Lewis | 78 | 220 | .355 |
| 1999-00 | Lauren Shenk | 51 | 154 | .331 |
| 1998-99 | Lauren Shenk | 43 | 135 | .319 |
| 1997-98 | Jamie Lewis | 43 | 126 | .341 |
| 1996-97 | Marcie Alberts | 86 | 244 | .352 |
| 1995-96 | Katie Smith | 80 | 210 | .381 |
| 1994-95 | Katie Smith | 57 | 155 | .368 |
| 1993-94 | Katie Smith | 45 | 119 | .378 |
| 1992-93 | Averrill Roberts | 39 | 113 | .345 |
| 1991-92 | Averrill Roberts | 37 | 107 | .346 |
| 1990-91 | Cheryl Perozek | 48 | 117 | .410 |
| 1989-90 | Cheryl Perozek | 19 | 47 | .404 |
| 1988-89 | Nikita Lowry | 10 | 23 | .435 |
| | Lisa Cline | 10 | 23 | .435 |
| 1987-88 | Lisa Cline | 9 | 25 | .360 |
| 1986-87 | Nikita Lowry | 1 | 2 | .500 |

MOST 3-POINTERS MADE

| | | | |
|---------------|-----------------|-----|---------|
| By A Senior | Kelsey Mitchell | 129 | 2017-18 |
| By A Junior | Kelsey Mitchell | 115 | 2016-17 |
| By A Soph. | Kelsey Mitchell | 126 | 2015-16 |
| By A Freshman | Kelsey Mitchell | 127 | 2014-15 |

YEARLY LEADERS

3-PT. FG PERCENTAGE (MIN. 50 ATTEMPTS)

| Season | Name | Pct. | 3PM/3PA |
|----------------|-------------------------|-------------|---------------|
| 2018-19 | Adreana Miller | .434 | 33/76 |
| 2017-18 | Kelsey Mitchell | .402 | 129/321 |
| 2016-17 | Sierra Calhoun | .386 | 68/176 |
| 2015-16 | Shayla Cooper | .460 | 23/50 |
| 2014-15 | Kelsey Mitchell | .378 | 127/336 |
| 2013-14 | Ameryst Alston | .377 | 43/114 |
| 2012-13 | Taylor Hill | .317 | 64/202 |
| 2011-12 | Taylor Hill | .418 | 82/196 |
| 2010-11 | Brittany Johnson | .450 | 85/189 |
| 2009-10 | Brittany Johnson | .481 | 77/160 |
| 2008-09 | Ashlee Trebilcock | .440 | 40/91 |
| 2007-08 | Marscilla Packer | .406 | 81/197 |
| 2006-07 | Marscilla Packer | .377 | 57/151 |
| 2005-06 | Marscilla Packer | .462 | 79/171 |
| 2004-05 | Caity Matter | .445 | 73/164 |
| 2003-04 | Caity Matter | .349 | 73/209 |
| 2002-03 | Caity Matter | .451 | 106/235 |
| 2001-02 | DiDi Reynolds | .338 | 51/151 |
| 2000-01 | Jamie Lewis | .355 | 78/220 |
| 1999-00 | Lauren Shenk | .331 | 51/154 |
| 1998-99 | Lauren Shenk | .319 | 43/135 |
| 1997-98 | Jamie Lewis | .341 | 43/126 |
| 1996-97 | Marcie Alberts | .352 | 86/244 |
| 1995-96 | Marcie Alberts | .386 | 54/140 |
| 1994-95 | Marcie Alberts | .438 | 46/105 |
| 1993-94 | Katie Smith | .478 | 45/119 |
| 1992-93 | Katie Smith | .450 | 36/80 |
| 1991-92 | Averrill Roberts | .346 | 37/107 |
| 1990-91 | Cheryl Perozek | .410 | 48/117 |
| 1989-90* | Averrill Roberts | .404 | 19/47 |
| 1988-89* | Nikita Lowry | .435 | 10/23 |
| | Lisa Cline | .435 | 10/23 |
| 1987-88* | Liana Coutts | .385 | 5/13 |
| 1986-87* | Nikita Lowry | .500 | 1/2 |

* Did not have anyone with 50 attempts

BEST 3-PT. FG PERCENTAGE (MIN. 25 MADE)

| | | | |
|---------------|------------------|------|---------|
| By A Senior | Brittany Johnson | .450 | 2010-11 |
| By A Junior | Brittany Johnson | .481 | 2009-10 |
| By A Soph. | Marscilla Packer | .462 | 2005-06 |
| By A Freshman | Katie Smith | .450 | 1992-93 |

FREE THROWS MADE

| Season | Name | Made | Att. | .Pct |
|---------|-------------------|------|------|------|
| 2018-19 | Carly Santoro | 78 | 126 | .619 |
| 2017-18 | Kelsey Mitchell | 144 | 173 | .832 |
| 2016-17 | Kelsey Mitchell | 144 | 176 | .818 |
| 2015-16 | Kelsey Mitchell | 195 | 229 | .852 |
| 2014-15 | Kelsey Mitchell | 182 | 218 | .835 |
| 2013-14 | Ameryst Alston | 147 | 177 | .831 |
| 2012-13 | Taylor Hill | 192 | 233 | .824 |
| 2011-12 | Taylor Hill | 141 | 183 | .770 |
| 2010-11 | Taylor Hill | 156 | 201 | .776 |
| 2009-10 | Jantel Lavender | 159 | 205 | .776 |
| 2008-09 | Jantel Lavender | 148 | 196 | .755 |
| 2007-08 | Jantel Lavender | 82 | 124 | .661 |
| 2006-07 | Jessica Davenport | 194 | 245 | .792 |
| 2005-06 | Jessica Davenport | 109 | 147 | .741 |
| 2004-05 | Jessica Davenport | 152 | 197 | .772 |
| 2003-04 | Jessica Davenport | 89 | 136 | .654 |
| 2002-03 | Courtney Coleman | 82 | 137 | .599 |
| 2001-02 | Courtney Coleman | 98 | 183 | .536 |
| 2000-01 | Courtney Coleman | 123 | 209 | .589 |
| 1999-00 | LaToya Turner | 70 | 108 | .648 |
| 1998-99 | Marrita Porter | 98 | 130 | .754 |
| 1997-98 | Marrita Porter | 117 | 189 | .619 |

| | | | | |
|----------------|--------------------|------------|------------|-------------|
| 1996-97 | Larecha Jones | 58 | 94 | .617 |
| 1995-96 | Katie Smith | 205 | 235 | .872 |
| 1994-95 | Katie Smith | 190 | 225 | .844 |
| 1993-94 | Katie Smith | 149 | 182 | .819 |
| 1992-93 | Katie Smith | 164 | 203 | .808 |
| 1991-92 | Averrill Roberts | 125 | 165 | .758 |
| 1990-91 | Averrill Roberts | 100 | 127 | .787 |
| 1989-90 | Nicole Sanchez | 116 | 136 | .853 |
| 1988-89 | Nikita Lowry | 102 | 146 | .699 |
| | Nicole Sanchez | 102 | 118 | .864 |
| 1987-88 | Nikita Lowry | 120 | 173 | .694 |
| 1986-87 | Jodi Roth | 101 | 136 | .743 |
| 1985-86 | Jodi Roth | 109 | 155 | .703 |
| 1984-85 | Jodi Roth | 77 | 108 | .713 |
| 1983-84 | Kelly Robinson | 67 | 88 | .761 |
| 1982-83 | Yvette Angel | 60 | 80 | .750 |
| 1981-82 | Mary Sivak | 54 | 98 | .551 |
| 1980-81 | Amy Tucker | 102 | 119 | .857 |
| 1979-80 | Amy Tucker | 63 | 80 | .850 |
| 1978-79 | Frani Washington | 93 | 119 | .782 |
| 1977-78 | Frani Washington | 71 | 108 | .657 |
| 1976-77 | Journey Beard | 28 | 38 | .737 |
| 1975-76 | Robin Tucker | 22 | 28 | .786 |

MOST FREE THROWS MADE

| | | | |
|---------------|-----------------|-----|---------|
| By A Senior | Katie Smith | 205 | 1995-96 |
| By A Junior | Katie Smith | 190 | 1994-95 |
| By A Soph. | Kelsey Mitchell | 195 | 2015-16 |
| By A Freshman | Kelsey Mitchell | 182 | 2014-15 |

FREE-THROW PERCENTAGE

| Season | Name | Pct. | FT/FTA |
|----------------|---------------------|-------------|--------------|
| 2018-19 | Carmen Grande | .827 | 62/75 |
| 2017-18 | Kelsey Mitchell | .832 | 144/173 |
| 2016-17 | Kelsey Mitchell | .818 | 144/176 |
| 2015-16 | Kelsey Mitchell | .852 | 195/229 |
| 2014-15 | Kelsey Mitchell | .835 | 182/218 |
| 2013-14 | Ameryst Alston | .831 | 147/177 |
| 2012-13 | Taylor Hill | .824 | 192/233 |
| 2011-12 | Samantha Prahalis | .838 | 119/142 |
| 2010-11 | Brittany Johnson | .828 | 53/64 |
| 2009-10 | Sarah Schulze | .872 | 41/47 |
| 2008-09 | Ashlee Trebilcock | .867 | 26/30 |
| 2007-08 | Marscilla Packer | .864 | 70/81 |
| 2006-07 | Marscilla Packer | .868 | 33/38 |
| 2005-06 | Jessica Davenport | .741 | 109/147 |
| 2004-05 | Caity Matter | .900 | 72/80 |
| 2003-04 | Caity Matter | .772 | 71/92 |
| 2002-03 | Caity Matter | .923 | 48/52 |
| 2001-02 | Lauren Shenk | .778 | 84/108 |
| 2000-01 | Lauren Shenk | .824 | 56/68 |
| 1999-00 | Lauren Shenk | .726 | 45/62 |
| 1998-99 | Marrita Porter | .754 | 98/130 |
| 1997-98 | Mandy Stanhope | .784 | 40/51 |
| 1996-97 | Marcie Alberts | .913 | 42/46 |
| 1995-96 | Katie Smith | .872 | 205/235 |
| 1994-95 | Katie Smith | .844 | 190/225 |
| 1993-94 | Adrienne Johnson | .837 | 41/49 |
| 1992-93 | Katie Smith | .808 | 164/203 |
| 1991-92 | Nikki Keyton | .774 | 103/133 |
| 1990-91 | Cheryl Perozek | .811 | 43/53 |
| 1989-90 | Nicole Sanchez | .853 | 116/136 |
| 1988-89 | Nicole Sanchez | .864 | 102/118 |
| 1987-88 | Nikita Lowry | .694 | 120/173 |
| 1986-87 | Nikita Lowry | .773 | 99/128 |
| 1985-86 | Tracey Hall | .736 | 92/125 |
| 1984-85 | Carla Chapman | .761 | 35/46 |
| 1983-84 | Kelly Robinson | .761 | 67/88 |

| | | | |
|---------|------------------|------|---------|
| 1982-83 | Yvette Angel | .750 | 60/80 |
| 1981-82 | Amy Tucker | .779 | 53/68 |
| 1980-81 | Amy Tucker | .857 | 102/119 |
| 1979-80 | Amy Tucker | .850 | 68/80 |
| 1978-79 | Frani Washington | .782 | 93/119 |
| 1977-78 | Cindy Noble | .754 | 43/57 |
| 1976-77 | Journey Beard | .737 | 28/38 |
| 1975-76 | Robin Tucker | .785 | 22/28 |

BEST FT PERCENTAGE (MIN. 40 MADE)

| | | | |
|----------------|-----------------|------|---------|
| By A Senior | Marcie Alberts | .913 | 1996-97 |
| By A Junior | Sarah Schulze | .872 | 2009-10 |
| By A Sophomore | Caity Matter | .923 | 2002-03 |
| By A Freshman | Kelsey Mitchell | .835 | 2014-15 |

REBOUNDS

| Season | Name | Games | Rebs. | Avg. |
|----------------|--------------------------|-----------|------------|-------------|
| 2018-18 | Dorka Juhász | 27 | 242 | 9.0 |
| 2017-18 | Stephanie Mavunga | 35 | 385 | 11.0 |
| 2016-17 | Stephanie Mavunga | 22 | 238 | 10.8 |
| 2015-16 | Alexa Hart | 34 | 264 | 7.8 |
| 2014-15 | Alexa Hart | 35 | 310 | 8.9 |
| 2013-14 | Martina Ellerbe | 35 | 212 | 6.1 |
| 2012-13 | Ashley Adams | 30 | 211 | 7.0 |
| 2011-12 | Ashley Adams | 32 | 222 | 6.9 |
| 2010-11 | Jantel Lavender | 34 | 370 | 10.9 |
| 2009-10 | Jantel Lavender | 36 | 372 | 10.3 |
| 2008-09 | Jantel Lavender | 35 | 374 | 10.7 |
| 2007-08 | Jantel Lavender | 31 | 306 | 9.9 |
| 2006-07 | Jessica Davenport | 32 | 306 | 9.6 |
| 2005-06 | Jessica Davenport | 32 | 285 | 8.9 |
| 2004-05 | Jessica Davenport | 36 | 325 | 9.3 |
| 2003-04 | Jessica Davenport | 31 | 178 | 5.7 |
| 2002-03 | Courtney Coleman | 32 | 213 | 6.7 |
| 2001-02 | Courtney Coleman | 29 | 218 | 7.8 |
| 2000-01 | Courtney Coleman | 33 | 247 | 7.5 |
| 1999-00 | LaToya Turner | 28 | 160 | 5.9 |
| 1998-99 | Marrita Porter | 29 | 170 | 5.9 |
| 1997-98 | Marrita Porter | 26 | 186 | 7.2 |
| 1996-97 | Larecha Jones | 28 | 237 | 8.5 |
| 1995-96 | Lisa Negri | 34 | 218 | 6.4 |
| 1994-95 | Peggy Evans | 30 | 215 | 7.2 |
| 1993-94 | Lavona Turner | 28 | 206 | 7.4 |
| 1992-93 | Nikki Keyton | 32 | 187 | 6.0 |
| 1991-92 | Nikki Keyton | 27 | 223 | 8.3 |
| 1990-91 | Stacie Bruce | 16 | 123 | 7.7 |
| 1989-90 | Nicole Sanchez | 30 | 204 | 6.8 |
| 1988-89 | Nikita Lowry | 25 | 182 | 7.2 |
| 1987-88 | Tracey Hall | 30 | 269 | 9.0 |
| 1986-87 | Tracey Hall | 31 | 305 | 9.8 |
| 1985-86 | Tracey Hall | 30 | 284 | 9.5 |
| 1984-85 | Tracey Hall | 31 | 257 | 8.3 |
| 1983-84 | Francine Lewis | 29 | 245 | 8.4 |
| 1982-83 | Carla Chapman | 27 | 194 | 7.2 |
| 1981-82 | Mary Sivak | 27 | 201 | 7.4 |
| 1980-81 | Mary Sivak | 32 | 292 | 9.1 |
| 1979-80 | Kim Jordan | 32 | 257 | 8.0 |
| 1978-79 | Kim Jordan | 30 | 250 | 8.3 |
| 1977-78 | June Brewer | 30 | 262 | 8.7 |
| 1976-77 | June Brewer | 23 | 162 | 7.0 |
| 1975-76 | Martha Baker | 20 | 260 | 13.0 |

MOST REBOUNDS

| | | | |
|---------------|-----------------|-----|---------|
| By A Senior | S. Mavunga | 385 | 2017-18 |
| By A Junior | Jantel Lavender | 372 | 2009-10 |
| By A Soph. | Jantel Lavender | 374 | 2008-09 |
| By A Freshman | Alexa Hart | 310 | 2014-15 |

YEARLY LEADERS

ASSISTS

| Season | Name | Games | Assts | Avg. |
|----------------|--------------------------|-----------|------------|------------|
| 2018-19 | Carmen Grande | 29 | 144 | 5.0 |
| 2017-18 | Kelsey Mitchell | 35 | 148 | 4.2 |
| 2016-17 | Kelsey Mitchell | 35 | 137 | 3.9 |
| 2015-16 | Ameryst Alston | 34 | 117 | 3.6 |
| 2014-15 | Kelsey Mitchell | 35 | 146 | 4.2 |
| 2013-14 | Ameryst Alston | 35 | 112 | 3.2 |
| 2012-13 | Taylor Hill | 30 | 88 | 2.9 |
| 2011-12 | Samantha Prahalis | 31 | 194 | 6.2 |
| 2010-11 | Samantha Prahalis | 31 | 215 | 6.9 |
| 2009-10 | Samantha Prahalis | 36 | 289 | 8.0 |
| 2008-09 | Samantha Prahalis | 35 | 203 | 5.8 |
| 2007-08 | Marscilla Packer | 31 | 104 | 3.4 |
| 2006-07 | Brandie Hoskins | 23 | 113 | 4.9 |
| 2006-06 | Debbie Merrill | 32 | 103 | 3.2 |
| 2004-05 | Brandie Hoskins | 34 | 135 | 3.9 |
| 2003-04 | Kim Wilburn | 31 | 156 | 5.0 |
| 2002-03 | Kim Wilburn | 32 | 168 | 5.3 |
| 2001-02 | Lauren Shenk | 29 | 138 | 4.8 |
| 2000-01 | Jamie Lewis | 33 | 257 | 7.8 |
| 1999-00 | Jamie Lewis | 28 | 105 | 3.8 |
| 1998-99 | Jamie Lewis | 29 | 122 | 4.2 |
| 1997-98 | Jamie Lewis | 27 | 159 | 5.9 |
| 1996-97 | Shelly Nichols | 28 | 95 | 3.4 |
| 1995-96 | Katie Smith | 34 | 145 | 4.3 |
| 1994-95 | Katie Smith | 30 | 108 | 3.6 |
| 1993-94 | Alysiah Bond | 28 | 105 | 3.8 |
| 1992-93 | Audrey Burcy | 32 | 123 | 3.8 |
| 1991-92 | Audrey Burcy | 26 | 75 | 2.7 |
| 1990-91 | Cheryl Perozek | 28 | 118 | 4.2 |
| 1989-90 | Cheryl Perozek | 30 | 151 | 5.0 |
| 1988-89 | Lisa Cline | 28 | 126 | 4.5 |
| 1987-88 | Lisa Cline | 30 | 140 | 4.7 |
| 1986-87 | Geneva Sanford | 31 | 119 | 4.0 |
| 1985-86 | Toni Roesch | 28 | 153 | 5.5 |
| 1984-85 | Yvette Angel | 31 | 164 | 5.3 |
| 1983-84 | Yvette Angel | 29 | 167 | 5.8 |
| 1982-83 | Yvette Angel | 28 | 112 | 4.0 |
| 1981-82 | Yvette Angel | 27 | 119 | 4.4 |
| 1980-81 | Amy Tucker | 32 | 85 | 2.7 |
| 1979-80 | Laurie Pirtle | 32 | 116 | 3.6 |
| 1978-79 | Laurie Pirtle | 29 | 107 | 3.7 |
| 1977-78 | Laurie Pirtle | 30 | 107 | 3.6 |
| 1976-77 | Robin Tucker | 28 | 96 | 3.4 |
| 1975-76 | Martha Gasser | 25 | 65 | 2.6 |

MOST ASSISTS

| | | | |
|---------------|-------------------|-----|---------|
| By A Senior | Jamie Lewis | 257 | 2000-01 |
| By A Junior | Samantha Prahalis | 215 | 2010-11 |
| By A Soph. | Samantha Prahalis | 289 | 2009-10 |
| By A Freshman | Samantha Prahalis | 203 | 2008-09 |

BLOCKS

| Season | Name | Games | Blocks |
|----------------|-------------------|-----------|------------|
| 2018-19 | Makayla Waterman | 27 | 40 |
| 2017-18 | Stephanie Mavunga | 35 | 88 |
| 2016-17 | Tori McCoy | 35 | 59 |
| 2015-16 | Alexa Hart | 34 | 86 |
| 2014-15 | Alexa Hart | 35 | 129 |
| 2013-14 | Ashley Adams | 35 | 68 |
| 2012-13 | Ashley Adams | 30 | 67 |
| 2011-12 | Ashley Adams | 32 | 96 |
| 2010-11 | Jantel Lavender | 34 | 61 |
| 2009-10 | Jantel Lavender | 36 | 55 |
| 2008-09 | Jantel Lavender | 35 | 42 |
| 2007-08 | Jantel Lavender | 31 | 32 |
| 2006-07 | Jessica Davenport | 32 | 90 |
| 2005-06 | Jessica Davenport | 32 | 98 |
| 2004-05 | Jessica Davenport | 35 | 116 |
| 2003-04 | Jessica Davenport | 31 | 80 |
| 2002-03 | LaToya Turner | 28 | 47 |
| 2001-02 | D'wan Shackelford | 29 | 24 |
| 2000-01 | LaToya Turner | 13 | 30 |
| 1999-00 | LaToya Turner | 28 | 36 |
| 1998-98 | Larecha Jones | 29 | 17 |
| 1997-98 | Mindy Fusetti | 27 | 15 |
| 1996-97 | Larecha Jones | 28 | 14 |
| 1995-96 | Tiffany Glosson | 33 | 23 |
| 1994-95 | Lisa Negri | 30 | 15 |
| 1993-94 | Lavona Turner | 28 | 26 |
| 1992-93 | Lisa Negri | 32 | 21 |
| 1991-92 | Lavona Turner | 27 | 19 |
| 1990-91 | Monica Taylor | 25 | 16 |
| 1989-90 | Mindy Smith | 28 | 30 |
| 1988-89 | Mindy Smith | 28 | 22 |
| 1987-88 | Tracey Hall | 30 | 23 |
| 1986-87 | Tracey Hall | 31 | 32 |
| 1985-86 | Tracey Hall | 30 | 31 |
| 1984-85 | Francine Lewis | 31 | 27 |
| 1983-84 | Francine Lewis | 29 | 39 |
| 1982-83 | Francine Lewis | 28 | 39 |
| 1981-82 | Mary Sivak | 27 | 70 |
| 1980-81 | Mary Sivak | 32 | 61 |
| 1979-80 | Mary Sivak | 34 | 59 |
| 1978-79 | Mary Sivak | 30 | 51 |
| 1977-78 | NA | 31 | |
| 1976-77 | June Brewer | 28 | 30 |
| 1975-76 | NA | 32 | |

MOST BLOCKS

| | | | |
|---------------|-------------------|-----|---------|
| By A Senior | Jessica Davenport | 90 | 2006-07 |
| By A Junior | Jessica Davenport | 98 | 2005-06 |
| By A Soph. | Jessica Davenport | 116 | 2004-05 |
| By A Freshman | Alexa Hart | 129 | 2014-15 |

STEALS

| Season | Name | Games | Stls | Avg. |
|----------------|---------------------|-----------|------------|------------|
| 2018-19 | Carmen Grande | 29 | 42 | 1.4 |
| 2017-18 | Linnæ Harper | 35 | 77 | 2.2 |
| 2016-17 | Kelsey Mitchell | 35 | 43 | 1.2 |
| 2015-16 | Kelsey Mitchell | 34 | 58 | 1.7 |
| 2014-15 | Kelsey Mitchell | 35 | 59 | 1.7 |
| 2013-14 | Ameryst Alston | 35 | 40 | 1.1 |
| 2012-13 | Taylor Hill | 30 | 66 | 2.2 |
| 2011-12 | Taylor Hill | 32 | 81 | 2.5 |
| 2010-11 | Taylor Hill | 34 | 56 | 1.6 |
| 2009-10 | Samantha Prahalis | 36 | 63 | 1.8 |
| 2008-09 | Shavelle Little | 34 | 86 | 2.5 |
| 2007-08 | Shavelle Little | 29 | 79 | 2.7 |
| 2006-07 | Maria Moeller | 32 | 54 | 1.7 |
| 2005-06 | Kim Wilburn | 32 | 90 | 2.8 |
| 2004-05 | Kim Wilburn | 35 | 85 | 2.4 |
| 2003-04 | Kim Wilburn | 31 | 91 | 2.9 |
| 2002-03 | Kim Wilburn | 32 | 92 | 2.9 |
| 2001-02 | D'wan Shackelford | 29 | 58 | 2.0 |
| 2000-01 | Jamie Lewis | 33 | 71 | 2.2 |
| 1999-00 | Tomeka Brown | 28 | 41 | 1.5 |
| 1998-99 | Jamie Lewis | 29 | 50 | 1.7 |
| 1997-98 | Marrita Porter | 26 | 63 | 2.4 |
| 1996-97 | Shelly Nichols | 28 | 67 | 2.4 |
| 1995-96 | Katie Smith | 34 | 46 | 1.4 |
| 1994-95 | Katie Smith | 30 | 37 | 1.2 |
| 1993-94 | Alysiah Bond | 28 | 60 | 2.1 |
| 1992-93 | Averrill Roberts | 32 | 98 | 3.1 |
| 1991-92 | Averrill Roberts | 27 | 76 | 2.8 |
| 1990-91 | Averrill Roberts | 28 | 50 | 1.8 |
| 1989-90 | Averrill Roberts | 30 | 43 | 1.4 |
| 1988-89 | Lisa Cline | 30 | 89 | 3.0 |
| 1987-88 | Tracey Hall | 30 | 79 | 2.6 |
| 1986-87 | Tracey Hall | 31 | 59 | 1.9 |
| 1985-86 | T. Hall/T. Roesch | 28 | 63 | 2.3 |
| 1984-85 | Yvette Angel | 31 | 115 | 3.7 |
| 1983-84 | Yvette Angel | 29 | 83 | 2.9 |
| 1982-83 | Yvette Angel | 28 | 62 | 2.2 |
| 1981-82 | Yvette Angel | 27 | 66 | 2.4 |
| 1980-81 | Dot McHugh | 30 | 43 | 1.4 |
| 1979-80 | Kim Jordan | 32 | 49 | 1.5 |
| 1978-79 | Frani Washington | 30 | 81 | 2.7 |
| 1977-78 | Kim Jordan | 26 | 54 | 2.1 |
| 1976-77 | Robin Tucker | 28 | 96 | 3.4 |
| 1975-76 | Martha Baker | 25 | 71 | 3.6 |

MOST STEALS

| | | | |
|---------------|-----------------|-----|---------|
| By A Senior | Yvette Angel | 115 | 1984-85 |
| By A Junior | Shavelle Little | 86 | 2008-09 |
| By A Soph. | Robin Tucker | 96 | 1976-77 |
| By A Freshman | Kim Wilburn | 92 | 2002-03 |

TEAM SINGLE SEASON RECORDS

GAMES PLAYED

| | |
|----|---------|
| 36 | 2009-10 |
| 35 | 2008-09 |
| 35 | 2004-05 |
| 35 | 2013-14 |
| 35 | 2014-15 |
| 35 | 2016-17 |
| 35 | 2017-18 |

POINTS

| | |
|------|---------|
| 2999 | 2016-17 |
| 2974 | 2017-18 |
| 2925 | 2015-16 |
| 2836 | 2014-15 |
| 2807 | 2009-10 |
| 2770 | 1995-96 |
| 2662 | 1992-93 |

SCORING AVERAGE

| | |
|------|---------|
| 86.0 | 2015-16 |
| 85.7 | 2016-17 |
| 85.0 | 2017-18 |
| 83.2 | 1992-93 |
| 82.5 | 1976-77 |
| 81.5 | 1995-96 |
| 80.2 | 1987-88 |

FIELD GOALS MADE

| | |
|------|---------|
| 1119 | 2017-18 |
| 1101 | 2016-17 |
| 1066 | 2015-16 |
| 1025 | 2014-15 |
| 1021 | 1995-96 |
| 1008 | 1984-85 |

FIELD GOALS ATTEMPTED

| | |
|------|---------|
| 2466 | 2017-18 |
| 2426 | 2016-17 |
| 2336 | 2014-15 |
| 2263 | 2015-16 |
| 2223 | 1979-80 |
| 2203 | 1995-96 |

FIELD GOAL PERCENTAGE

| | |
|------|---------|
| .530 | 1986-87 |
| .529 | 1985-86 |
| .521 | 1987-88 |
| .516 | 1984-85 |
| .510 | 2003-04 |
| .508 | 2004-05 |

3-POINT FIELD GOALS MADE

| | |
|-----|---------|
| 300 | 2017-18 |
| 290 | 2015-16 |
| 273 | 2016-17 |
| 267 | 2014-15 |
| 238 | 2009-10 |
| 191 | 2004-05 |

3-POINT FIELD GOAL ATTEMPTS

| | |
|-----|---------|
| 848 | 2017-18 |
| 781 | 2014-15 |
| 780 | 2016-17 |
| 779 | 2015-16 |
| 592 | 2009-10 |
| 528 | 2018-19 |

3-POINT FIELD GOAL PCT.

| | |
|------|---------|
| .402 | 2009-10 |
| .390 | 2004-05 |
| .388 | 2002-03 |
| .387 | 2005-06 |
| .379 | 1988-89 |
| .379 | 2007-08 |

FREE THROWS MADE

| | |
|-----|---------|
| 608 | 1992-93 |
| 574 | 1995-96 |
| 573 | 2009-10 |
| 538 | 2000-01 |
| 524 | 2016-17 |
| 522 | 2010-11 |
| 519 | 2014-15 |

FREE THROWS ATTEMPTED

| | |
|-----|---------|
| 838 | 1992-93 |
| 805 | 1995-96 |
| 798 | 2000-01 |
| 756 | 2016-17 |
| 753 | 2009-10 |
| 735 | 1989-90 |

FREE THROW PERCENTAGE

| | |
|------|---------|
| .761 | 2009-10 |
| .758 | 2004-05 |
| .758 | 2015-16 |
| .752 | 2010-11 |
| .742 | 2011-12 |
| .741 | 2013-14 |
| .738 | 1988-89 |

REBOUNDS

| | |
|------|---------|
| 1566 | 1977-78 |
| 1554 | 2016-17 |
| 1506 | 1979-80 |
| 1470 | 2009-10 |
| 1434 | 2017-18 |
| 1420 | 2014-15 |

REBOUND AVERAGE

| | |
|------|---------|
| 50.5 | 1977-78 |
| 45.9 | 1976-77 |
| 45.0 | 1978-79 |
| 44.2 | 1979-80 |
| 44.4 | 2016-17 |
| 43.9 | 1981-82 |

PERSONAL FOULS

| | |
|-----|---------|
| 702 | 1995-96 |
| 683 | 1979-80 |
| 663 | 1980-81 |
| 658 | 1990-91 |
| 626 | 2016-17 |
| 624 | 1976-77 |

ASSISTS

| | |
|-----|---------|
| 638 | 2004-05 |
| 619 | 2009-10 |
| 602 | 2005-06 |
| 600 | 1984-85 |
| 569 | 2016-17 |
| 563 | 2010-11 |
| 559 | 2006-07 |

TURNOVERS

| | |
|-----|---------|
| 682 | 1978-79 |
| 680 | 1991-92 |
| 680 | 1990-91 |
| 676 | 1980-81 |
| 660 | 1986-87 |

BLOCKS

| | |
|-----|---------|
| 218 | 2014-15 |
| 213 | 2016-17 |
| 183 | 2013-14 |
| 182 | 2011-12 |
| 175 | 2010-11 |
| 173 | 2017-18 |

STEALS

| | |
|-----|---------|
| 403 | 1992-93 |
| 357 | 1984-85 |
| 352 | 2000-01 |
| 343 | 1987-88 |
| 331 | 1976-77 |

WINS

| | |
|----|---------|
| 31 | 2009-10 |
| 30 | 2004-05 |
| 29 | 2008-09 |
| 29 | 2005-06 |
| 28 | 2006-07 |
| 28 | 1992-93 |
| 28 | 1984-85 |
| 28 | 2016-17 |
| 28 | 2017-18 |

CONSECUTIVE WINS

| | |
|---------------|---------|
| 20 (32 games) | 2005-06 |
| 20 (31 games) | 1984-85 |
| 17 (32 games) | 2006-07 |
| 17 (32 games) | 1975-76 |
| 15 (31 games) | 1986-87 |
| 15 (32 games) | 2011-12 |
| 14 (35 games) | 2004-05 |
| 14 (16 games) | 1972-73 |
| 14 (32 games) | 1992-93 |

MOST CONSECUTIVE HOME WINS IN A SEASON

| | |
|----|---------|
| 25 | 1986-87 |
| 19 | 2004-05 |
| 19 | 2011-12 |
| 18 | 2009-10 |
| 16 | 2015-16 |
| 15 | 1987-88 |
| 15 | 2006-07 |

WINNING PERCENTAGE

| | |
|------|---------|
| .906 | 2005-06 |
| .903 | 1984-85 |
| .875 | 1992-93 |
| .875 | 2006-07 |
| .861 | 2009-10 |
| .857 | 2004-05 |

FEWEST LOSSES

| | |
|---|---------|
| 3 | 1984-85 |
| 3 | 2005-06 |
| 4 | 2006-07 |
| 4 | 1992-93 |
| 5 | 1987-88 |
| 5 | 1986-87 |
| 5 | 1982-83 |
| 5 | 2004-05 |
| 5 | 2009-10 |

CONSECUTIVE LOSSES

| | |
|--------------|---------|
| 7 (34 games) | 1979-80 |
| 6 (30 games) | 1978-79 |
| 6 (28 games) | 1990-91 |
| 6 (28 games) | 1993-94 |
| 6 (28 games) | 1996-97 |

MOST LOSSES

| | |
|----|---------|
| 18 | 2013-14 |
| 18 | 1979-80 |
| 17 | 1990-91 |
| 17 | 1996-97 |
| 15 | 1980-81 |
| 15 | 1999-00 |
| 15 | 2018-19 |

TEAM SINGLE GAME RECORDS

POINTS

| | | | | |
|------------|-----|--------------------------------|------------|----------|
| OSU Most | 119 | vs. Idaho State (Kona Classic) | 12-11-1994 | 119 - 63 |
| OSU Fewest | 29 | vs. Lynchburg | 3- -1969 | 29 - 31 |
| OPP Most | 118 | at Penn State | 12-8-1990 | 64 - 118 |
| OPP Fewest | 11 | vs. Ashland | 5-22-1905 | 31 - 11 |

FIELD GOALS MADE

| | | | | |
|------------|----|-----------------------------|-----------|----------|
| OSU Most | 49 | at Minnesota | 1-12-1996 | 117 - 64 |
| OSU Fewest | 11 | at Rutgers | 12-1-1999 | 35 - 46 |
| OPP Most | 45 | vs. Long Beach State (NCAA) | 3-21-1987 | 82 - 102 |
| OPP Fewest | 10 | vs. Northwestern | 2-13-2000 | 61 - 35 |

FIELD GOAL ATTEMPTS

| | | | | |
|------------|-----|--------------------|------------|----------|
| OSU Most | 91 | vs. Belhaven (MUW) | 12-14-1978 | 69 - 55 |
| OSU Fewest | 32 | vs. Rutgers | 3-3-19 | 56 - 66 |
| OPP Most | 102 | vs. St. Francis | 11-16-2014 | 113 - 97 |
| OPP Fewest | 33 | vs. High Point | 11-23-1999 | 70 - 40 |

FIELD GOAL PERCENTAGE

| | | | | |
|-------------|------|-----------------------------|------------|--------------|
| OSU Highest | .720 | (36 of 50) vs. Wright State | 12-18-2003 | 88 - 45 |
| OSU Lowest | .242 | (15 of 62) at Purdue | 1-3-1991 | 45 - 105 |
| OPP Highest | .680 | (34 of 50) vs. Kentucky | 11-19-1998 | 84 - 92 (OT) |
| OPP Lowest | .194 | (14 of 72) vs. Cincinnati | 12-4-2016 | 80 - 38 |

3-POINT FIELD GOALS

| | | | | |
|---------------|----|------------------------|------------|--------------|
| OSU Most | 17 | (17-26) at Penn State | 2-7-2010 | 86 - 73 |
| | 17 | (17-40) vs. Louisville | 11-12-2018 | 90 - 95 (OT) |
| OSU Most Att. | 40 | (17-40) vs. Louisville | 11-12-2018 | 90 - 95 (OT) |

FREE THROWS MADE

| | | | | |
|------------|----|--------------------------------|------------|----------|
| OSU Most | 38 | vs. Kansas State | 12-19-1993 | 105 - 70 |
| | 38 | vs. Idaho State (Kona Classic) | 12-11-1994 | 119 - 63 |
| OSU Fewest | 0 | at Illinois State | 2-25-1978 | 68 - 78 |
| OPP Most | 35 | at Illinois | 2-13-1998 | 64 - 80 |
| OPP Fewest | 0 | vs. Wisconsin | 2-6-2012 | 72 - 58 |
| | 0 | vs. Indiana | 1-17-2013 | 68 - 45 |
| | 0 | vs. Wichita State | 11-28-2014 | 55 - 70 |
| | 0 | vs. Canisius | 12-11-2016 | 89 - 56 |
| | 0 | vs. Dartmouth | 12-15-2017 | 103 - 70 |

FREE THROW ATTEMPTS

| | | | | |
|------------|----|--------------------------------|------------|----------|
| OSU Most | 53 | vs. Idaho State (Kona Classic) | 12-11-1994 | 119 - 63 |
| OSU Fewest | 2 | vs. Tennessee | 1-31-1980 | 56 - 72 |
| OPP Most | 49 | at Illinois | 2-13-1998 | 64 - 80 |
| OPP Fewest | 0 | vs. Wichita State | 11-28-2014 | 55 - 70 |
| | 0 | vs. Canisius | 12-11-2016 | 89 - 56 |
| | 0 | vs. Dartmouth | 12-15-2017 | 103 - 70 |

FREE THROW PERCENTAGE

| | | | | |
|-------------|-------|---------------------------------|------------|----------|
| OSU Highest | 1.000 | (10 of 10) at Syracuse | 12-11-2010 | 66 - 75 |
| | 1.000 | (10 of 10) vs. Penn State | 1-25-1994 | 66 - 74 |
| | 1.000 | (10 of 10) vs. Marist | 11-23-2013 | 62 - 59 |
| OSU Lowest | .000 | (0 of 2) at Illinois State | 2-25-1978 | 68 - 78 |
| OPP Highest | 1.000 | (15 of 15) at Wisconsin | 1-20-2013 | 49 - 68 |
| | 1.000 | (11 of 11) vs. Eastern Michigan | 12-10-2001 | 58 - 70 |
| | 1.000 | (11 of 11) vs. Michigan State | 2-6-1982 | 59 - 65 |
| | 1.000 | (10 of 10) vs. Ohio | 11-21-2003 | 83 - 50 |
| | 1.000 | (10 of 10) vs. Illinois | 1-21-2007 | 62 - 52 |
| OPP Lowest | .000 | (0 of 0) vs. Wichita State | 11-28-2014 | 55 - 70 |
| | .000 | (0 of 0) vs. Canisius | 12-11-2016 | 89 - 56 |
| | .000 | (0 of 0) vs. Dartmouth | 12-15-2017 | 103 - 70 |

REBOUNDS

| | | | | |
|------------|----|----------------------|-----------|---------|
| OSU Most | 78 | vs. Western Michigan | 12-9-1978 | 71 - 58 |
| OSU Fewest | 19 | vs. Minnesota | 3-5-2004 | 58 - 50 |
| OPP Most | 64 | at Kentucky | 1-27-1980 | 59 - 90 |
| OPP Fewest | 17 | vs. Iowa | 2-12-2006 | 88 - 77 |

FOULS

| | | | | |
|------------|----|--------------------------------|------------|----------|
| OSU Most | 33 | at Texas (NCAA Second Rd.) | 3-18-1990 | 66 - 95 |
| OSU Fewest | 2 | vs. Dartmouth | 12-15-2017 | 103 - 70 |
| OPP Most | 35 | vs. Idaho State (Kona Classic) | 12-11-1994 | 119 - 63 |
| OPP Fewest | 5 | at Nebraska | 2-14-2013 | 39 - 58 |

STEALS

| | | | | |
|----------|----|-------------------------|------------|---------|
| OSU Most | 23 | at Georgia | 11-30-1991 | 82 - 79 |
| OPP Most | 30 | at Southern Connecticut | 1-7-1977 | 42 - 54 |

ASSISTS

| | | | | |
|----------|----|------------|-----------|---------|
| OSU Most | 34 | vs. Purdue | 1-27-1985 | 96 - 70 |
|----------|----|------------|-----------|---------|



TEAM PERFORMANCES

BUCKEYE WINNING MARGINS

| | | | |
|-----|---------------------------|------------|----------|
| +70 | vs. Akron | 2-22-1977 | 105 - 35 |
| +70 | at Ohio | 12-1-2004 | 107 - 35 |
| +65 | vs. Akron | 12-19-2000 | 100 - 35 |
| +64 | vs. Central State | 1970 | 86 - 34 |
| +63 | vs. Toledo | 3-3-1978 | 100 - 37 |
| +62 | vs. Arkansas Pine Bluff | 12-16-2000 | 94 - 32 |
| +62 | vs. Colgate | 11-24-2007 | 88 - 26 |
| +61 | vs. Western Illinois | 12-22-2009 | 99 - 38 |
| +59 | vs. Ohio Wesleyan | 2-27-1975 | 91 - 32 |
| +59 | vs. Cedarville | 2-3-1976 | 94 - 35 |
| +59 | vs. Nichols | 11-27-2006 | 94 - 35 |
| +59 | vs. Wagner | 11-22-2015 | 106 - 47 |
| +59 | vs. LIU Brooklyn | 11-19-2016 | 113 - 54 |
| +57 | vs. Bowling Green | 1-15-1977 | 94 - 37 |
| +57 | vs. Alabama State | 12-16-2016 | 118 - 61 |
| +56 | vs. Loyola-Chicago | 12-5-1987 | 101 - 45 |
| +56 | vs. Idaho State | 12-11-1994 | 119 - 63 |
| +55 | vs. IUPUI | 11-28-2009 | 88 - 33 |
| +54 | vs. Akron | 3-4-1977 | 94 - 40 |
| +54 | at Indiana | 1-8-2015 | 103 - 49 |
| +53 | vs. Southern Connecticut | 1-5-1980 | 102 - 49 |
| +53 | at Minnesota | 1-12-1996 | 117 - 64 |
| +51 | vs. Marshall | 12-3-1977 | 102 - 51 |
| +48 | vs. Texas Southern | 12-13-1998 | 80 - 32 |
| +48 | vs. IUPUI | 12-1-2003 | 96 - 48 |
| +48 | vs. Bowling Green | 11-12-2004 | 89 - 41 |
| +48 | vs. Bethune-Cookman | 1-2-2011 | 86 - 38 |
| +47 | vs. Michigan | 1-3-1978 | 94 - 47 |
| +47 | vs. Cincinnati | 1-30-1979 | 85 - 38 |
| +47 | vs. Long Beach State | 12-3-2000 | 102 - 55 |
| +47 | vs. St. Joseph's | 11-14-2004 | 76 - 29 |
| +47 | vs. E. Kentucky | 11-21-2006 | 85 - 38 |
| +47 | vs. Tennessee State | 11-14-2007 | 88 - 41 |
| +47 | vs. Stony Brook | 11-25-2011 | 84 - 37 |
| +46 | at Cincinnati | 1-31-1978 | 84 - 38 |
| +46 | vs. Purdue | 1-14-1983 | 89 - 43 |
| +46 | at Bowling Green | 12-12-2000 | 95 - 49 |
| +45 | at Purdue | 2-11-1977 | 83 - 38 |
| +45 | vs. Illinois | 3-12-1994 | 93 - 48 |
| +45 | vs. Howard | 12-17-2007 | 97 - 52 |
| +45 | vs. Evansville | 12-1-2012 | 78 - 33 |
| +44 | vs. Sacred Heart | 12-20-2005 | 84 - 40 |
| +43 | vs. Mt. St. Joseph | 3-5-1976 | 84 - 41 |
| +43 | vs. Bowling Green | 3-5-1977 | 97 - 54 |
| +43 | vs. Kent State | 3-3-1978 | 85 - 42 |
| +43 | vs. Marshall | 12-20-1988 | 97 - 54 |
| +43 | vs. Wayne State | 11-26-2002 | 100 - 57 |
| +43 | vs. Wright State | 12-18-2003 | 88 - 45 |
| +43 | vs. Alabama A&M | 12-16-2007 | 98 - 55 |
| +43 | vs. Canisius | 12-10-2011 | 84 - 41 |
| +43 | vs. Illinois | 2-21-2016 | 117 - 74 |
| +43 | vs. Idaho | 11-15-207 | 99 - 56 |
| +42 | vs. Cincinnati | 3-2-1973 | 65 - 23 |
| +42 | vs. Central State | 3-4-1976 | 76 - 34 |
| +42 | vs. Central State | 3-4-1976 | 76 - 34 |
| +42 | vs. Akron | 12-17-1990 | 92 - 50 |
| +42 | at Northwestern | 1-11-2004 | 77 - 35 |
| +42 | vs. Dayton | 11-20-2005 | 73 - 31 |
| +42 | vs. West Virginia (22/18) | 12-22-2014 | 96 - 54 |
| +42 | vs. Cincinnati | 12-4-2016 | 80 - 38 |
| +42 | vs. FGCU | 11-24-2017 | 104 - 62 |
| +42 | vs. George Washington | 3-17-2018 | 87 - 45 |
| +41 | vs. Dayton | 3/1/1967 | 66 - 25 |
| +41 | vs. Cleveland State | 3/1/1979 | 71 - 30 |
| +41 | vs. Syracuse | 3/20/1988 | 116 - 75 |
| +41 | vs. Indiana | 2-12-1993 | 99 - 58 |
| +41 | vs. Pennsylvania | 12-21-2003 | 95 - 54 |
| +41 | vs. Holy Cross | 3-20-2005 | 86 - 45 |
| +41 | vs. Southern | 11-19-2007 | 79 - 38 |
| +40 | at Dayton | 2-3-1973 | 83 - 42 |

| | | | |
|-----|----------------|------------|---------|
| +40 | vs. Ball State | 1-16-1974 | 74 - 34 |
| +40 | at Ohio | 1-31-1977 | 92 - 52 |
| +40 | at Wisconsin | 1-18-1987 | 89 - 49 |
| +40 | vs. Minnesota | 2-28-1988 | 88 - 48 |
| +40 | at Duquense | 11-22-2002 | 88 - 48 |
| +40 | vs. Montana | 11-26-2006 | 83 - 43 |
| +40 | vs. Lafayette | 12-9-2012 | 81 - 41 |

BUCKEYE LOSING MARGINS

| | | | |
|-----|-----------------------|------------|----------|
| -60 | at Purdue (3/3) | 1-3-1991 | 45 - 105 |
| -54 | at Penn State (13/13) | 12-8-1990 | 64 - 118 |
| -44 | vs. UConn (1/1) | 11-16-2015 | 56 - 100 |
| -43 | at Iowa (13/13) | 2-23-1990 | 51 - 94 |
| -37 | at Purdue (13/14) | 1-13-2002 | 43 - 80 |
| -36 | at Missouri | 12-14-1979 | 59 - 95 |
| -36 | at Dayton | 2-2-1980 | 53 - 89 |
| -35 | at Tennessee (1/1) | 11-21-1993 | 45 - 80 |
| -35 | vs. Wisconsin | 1-16-2000 | 45 - 80 |
| -34 | vs. Texas (2/2) | 12-28-1986 | 63 - 97 |
| -34 | at Kentucky | 11-28-1990 | 73 - 107 |
| -33 | at Tennessee (5) | 12-12-1977 | 56 - 89 |
| -33 | vs. Penn State | 2-3-2002 | 62 - 95 |
| -32 | at Tennessee (4/4) | 3-18-1996 | 65 - 97 |
| -32 | vs. Georgia (5/5) | 12-19-1999 | 59 - 91 |
| -32 | at UConn (2/2) | 11-11-2018 | 53 - 85 |
| -31 | at Kentucky (17) | 1-27-1980 | 59 - 90 |
| -31 | vs. Georgia (3/3) | 12-15-1990 | 60 - 91 |
| -31 | vs. UConn (1/1) | 12-19-2010 | 50 - 81 |
| -30 | vs. Texas (7) | 1-5-1979 | 59 - 89 |
| -30 | at Texas (6/6) | 3-18-1990 | 52 - 82 |
| -30 | at Purdue (2/2) | 2-14-1999 | 58 - 88 |
| -30 | at Maryland (14/14) | 1-22-2018 | 69 - 99 |

100-POINT SCORING PERFORMANCES (33)

| | | | |
|-----|----------------------|------------|-----------------|
| 119 | vs. Idaho State | 12-11-1994 | 119 - 63 |
| 118 | vs. Alabama State | 12-16-2016 | 118 - 61 |
| 117 | at Minnesota | 1-12-1996 | 117 - 64 |
| 117 | vs. Illinois | 2-21-2016 | 117 - 74 |
| 116 | vs. Syracuse | 3-20-1988 | 116 - 75 |
| 113 | vs. St. Francis | 11-16-2014 | 113 - 97 |
| 113 | vs. LIU Brooklyn | 11-19-2016 | 113 - 54 |
| 108 | vs. Southern | 12-7-2016 | 108 - 73 |
| 107 | at Ohio | 12-1-2004 | 107 - 37 |
| 106 | vs. Minnesota | 2-5-1984 | 106 - 79 |
| 106 | at Minnesota | 1-27-1989 | 106 - 82 |
| 106 | vs. Wagner | 11-22-2015 | 106 - 47 |
| 105 | at Akron | 2-2-1977 | 105 - 35 |
| 105 | vs. Michigan State | 1-4-1985 | 105 - 77 |
| 105 | vs. Kansas State | 12-19-1993 | 105 - 70 |
| 105 | vs. Northwestern | 2-9-1996 | 105 - 68 |
| 105 | at Cincinnati | 12-6-2015 | 105 - 76 |
| 105 | at Michigan State | 2-27-2016 | 105 - 107 (30T) |
| 104 | at Boston College | 12-13-1992 | 104 - 65 |
| 104 | vs. FGCU | 11-24-2017 | 104 - 62 |
| 103 | vs. Minnesota | 2-24-1989 | 103 - 71 |
| 103 | at Indiana | 1-8-2015 | 103 - 49 |
| 103 | at Florida | 12-6-2017 | 103 - 77 |
| 103 | vs. Dartmouth | 12-15-2017 | 103 - 70 |
| 102 | vs. Marshall | 12-3-1977 | 102 - 51 |
| 102 | vs. S. Connecticut | 1-5-1980 | 102 - 49 |
| 102 | vs. Holy Cross | 3-17-1985 | 102 - 60 |
| 102 | vs. Long Beach State | 12-3-2000 | 102 - 55 |
| 101 | vs. South Florida | 12-18-1982 | 101 - 74 |
| 101 | vs. Loyola-Chicago | 12-5-1987 | 101 - 45 |
| 101 | vs. Kentucky | 1-7-1992 | 101 - 94 (OT) |
| 100 | vs. Toledo | 3-3-1980 | 100 - 37 |
| 100 | vs. Akron | 12-19-2000 | 100 - 35 |
| 100 | vs. Wayne State | 11-26-2002 | 100 - 57 |
| 100 | vs. Iowa | 2-21-2015 | 100 - 82 |
| 100 | vs. Memphis | 11-23-2017 | 100 - 69 |

ALL-TIME RECORDS VS. RANKED TEAMS

ALL-TIME RECORDS VS. RANKED OPPONENTS

| | | | |
|---------------|---------|--------------------|---------|
| vs. AP No. 1 | 2-17 | vs. Coaches No. 1 | 2-12 |
| vs. AP Top-5 | 11-57 | vs. Coaches Top-5 | 11-46 |
| vs. AP Top-10 | 30-100 | vs. Coaches Top-10 | 29-85 |
| vs. AP Top-25 | 112-194 | vs. Coaches Top-25 | 108-165 |

Overall Record vs. Ranked Opponents: 122-201

Overall Record as a Ranked Team: 496-146

ALL-TIME WINS OVER TOP-10 TEAMS (33 WINS)

| DATE | TEAM | AP/USA | H/A | MARGIN | OSU | OPP |
|------------|----------------|--------|--------|--------|-----|-----|
| 1/8/1981 | South Carolina | 10/- | H | +7 | 69 | 62 |
| 3/21/1985 | Penn State | 9/- | N | +3 | 81 | 78 |
| 12/29/1986 | Southern Cal | 7/7 | N | +20 | 83 | 63 |
| 1/25/1987 | Iowa | 10/10 | H | +13 | 67 | 54 |
| 1/2/1988 | Texas | 1/1 | H | +30 | 88 | 58 |
| 1/11/1988 | Rutgers | 9/11 | H | +15 | 75 | 60 |
| 2/26/1988 | Iowa | 1/1 | H | +4 | 58 | 54 |
| 1/20/1989 | Purdue | 9/9 | H | +6 | 78 | 72 |
| 2/17/1989 | Purdue | 10/10 | A | +3 | 59 | 56 |
| 2/21/1989 | Iowa | 7/7 | H | +9 | 66 | 57 |
| 1/19/1990 | Purdue | 7/6 | A | +14 | 82 | 68 |
| 11/30/1991 | Georgia | 8/4 | H | +3 | 82 | 79 |
| 1/2/1993 | Virginia | 5/5 | H | +7 | 91 | 84 |
| 2/24/1993 | Penn State | 6/6 | H | +2 | 73 | 71 |
| 3/7/1993 | Iowa | 2/2 | H | +12 | 72 | 60 |
| 3/27/1993 | Virginia | 9/7 | N | +2 | 75 | 73 |
| 4/3/1993 | Iowa | 4/4 | N (ot) | +1 | 73 | 72 |
| 12/1/1993 | Vanderbilt | 5/6 | H | +2 | 82 | 80 |
| 12/28/1994 | Penn State | 5/5 | H | +15 | 78 | 63 |
| 11/16/1998 | Kansas State | 11/8 | A | +1 | 63 | 62 |
| 2/23/2003 | Purdue | 11/10 | H | +4 | 56 | 51 |
| 2/12/2004 | Minnesota | 10/10 | H | +18 | 75 | 57 |
| 1/6/2005 | Michigan State | 6/6 | H | +14 | 68 | 54 |
| 1/16/2005 | Rutgers | 4/7 | H | +2 | 52 | 50 |
| 12/20/2006 | Oklahoma | 3/3 | A | +7 | 74 | 67 |
| 1/29/2007 | Purdue | 10/13 | A | +9 | 64 | 55 |
| 1/16/2011 | Michigan State | 12/10 | H | 14 | 67 | 53 |
| 2/24/2011 | Michigan State | 10/8 | A | +1 | 54 | 53 |
| 11/28/2015 | Texas A&M | 10/9 | N | +15 | 95 | 80 |
| 1/2/2016 | Maryland | 6/5 | A | +9 | 80 | 71 |
| 2/8/2016 | Maryland | 5/5 | H | +8 | 94 | 86 |
| 2/20/2017 | Maryland | 2/2 | H | +11 | 98 | 87 |
| 11/10/2017 | Stanford | 10/9 | H | +21 | 85 | 64 |

ALL-TIME TOP-10 MATCHUPS (34 GAMES) 14-20

| DATE | TEAM | OSU R | OPP R | H/A | W/L | OSU | OPP |
|------------|------------------|-------|-------|-----|-----|-----|-----|
| 12/29/1984 | Georgia | 9 | 6 | H | L | 57 | 58 |
| 3/21/1985 | Penn State | 7 | 9 | N | W | 81 | 78 |
| 3/23/1985 | Old Dominion | 7 | 5 | N | L | 68 | 72 |
| 11/29/1985 | Texas | 10/10 | 1/1 | H | L | 76 | 78 |
| 3/21/1987 | Long Beach State | 10/8 | 4/4 | N | L | 82 | 102 |
| 1/2/1988 | Texas | 9/11 | 1/1 | H | W | 88 | 58 |
| 1/11/1988 | Rutgers | 8/10 | 9/11 | H | W | 75 | 60 |
| 1/31/1988 | Iowa | 8/8 | 1/1 | A | L | 64 | 75 |
| 2/26/1988 | Iowa | 7/8 | 1/1 | H | W | 58 | 54 |
| 3/24/1988 | Maryland | 6/9 | 9/8 | N | L | 66 | 81 |
| 1/27/1993 | Penn State | 4/6 | 6/5 | A | L | 80 | 97 |
| 2/5/1993 | Iowa | 6/6 | 3/3 | A | L | 62 | 79 |
| 2/24/1993 | Penn State | 7/8 | 6/6 | H | W | 73 | 71 |
| 3/7/1993 | Iowa | 4/5 | 2/2 | H | W | 72 | 60 |
| 3/27/1993 | Virginia | 3/3 | 9/7 | N | W | 75 | 73 |
| 4/3/1993 | Iowa | 3/3 | 4/4 | N | W | 73 | 72 |
| 4/4/1993 | Texas Tech | 3/3 | 5/6 | N | L | 82 | 84 |
| 1/6/2005 | Michigan State | 9/9 | 6/6 | H | W | 68 | 54 |
| 1/16/2005 | Rutgers | 5/5 | 4/7 | H | W | 52 | 50 |
| 2/20/2005 | Michigan State | 2/3 | 9/9 | A | L | 64 | 66 |
| 3/27/2005 | Rutgers | 8/7 | 9/9 | N | L | 58 | 64 |
| 12/15/2005 | LSU | 4/4 | 3/3 | A | L | 48 | 64 |
| 12/10/2006 | LSU | 8/8 | 7/10 | A | L | 51 | 75 |
| 12/20/2006 | Oklahoma | 8/8 | 3/3 | A | W | 74 | 67 |
| 3/28/2009 | Stanford | 10/10 | 2/2 | N | L | 66 | 84 |
| 11/13/2015 | South Carolina | 6/10 | 2/2 | A | L | 80 | 88 |

| | | | | | | | |
|------------|----------------|-------|------|---|--------|----|-----|
| 11/16/2015 | Connecticut | 7/10 | 1/1 | H | L | 56 | 100 |
| 12/2/2015 | Notre Dame | 10/12 | 3/3 | A | L | 72 | 75 |
| 1/2/2016 | Maryland | 9/9 | 6/5 | A | W | 80 | 71 |
| 2/8/2016 | Maryland | 7/7 | 5/5 | H | W | 94 | 86 |
| 11/14/2016 | South Carolina | 7/6 | 4/3 | H | L | 80 | 92 |
| 11/27/2016 | Baylor | 8/8 | 5/6 | N | L | 68 | 85 |
| 11/10/2017 | Stanford | 5/8 | 10/9 | H | W | 85 | 64 |
| 11/12/2017 | Louisville | 5/8 | 9/10 | H | L (ot) | 90 | 95 |

ROAD WINS OVER A RANKED TEAM (35 WINS)

| DATE | TEAM | OPP RANK | MARGIN | OSU | OPP |
|------------|----------------|----------|--------|-----|-----|
| 11/30/1977 | Kentucky | 19/- | +12 | 70 | 58 |
| 3/16/1986 | Maryland | -/23 | +16 | 87 | 71 |
| 12/12/1986 | Kentucky | -/20 | +5 | 76 | 71 |
| 2/1/1987 | Illinois | 19/19 | +4 | 68 | 64 |
| 3/14/1987 | Oregon | -/23 | +14 | 76 | 62 |
| 3/19/1987 | Southern Cal | 19/14 | +11 | 74 | 63 |
| 2/17/1989 | Purdue | 10/10 | +3 | 59 | 56 |
| 1/19/1990 | Purdue | 7/6 | +14 | 82 | 68 |
| 3/11/1992 | Wisconsin | 25/21 | +6 | 78 | 72 |
| 1/15/1993 | Purdue | 12/12 | +6 | 84 | 78 |
| 12/31/1994 | Purdue | 14/16 | +3 | 71 | 68 |
| 1/13/1995 | Minnesota | -/24 | +25 | 82 | 57 |
| 2/9/1996 | Northwestern | -/24 | +37 | 105 | 68 |
| 11/16/1998 | Kansas State | 11/8 | +1 | 63 | 62 |
| 12/5/1998 | Rutgers | 11/11 | +3 | 61 | 58 |
| 12/28/1998 | Penn State | 12/15 | +18 | 72 | 54 |
| 12/30/2001 | Penn State | 24/24 | +5 | 70 | 65 |
| 1/10/2002 | Michigan | 22/20 | +11 | 77 | 66 |
| 2/24/2002 | Wisconsin | -/25 | +27 | 82 | 55 |
| 2/15/2004 | Michigan State | 17/15 | +19 | 72 | 53 |
| 2/26/2004 | Minnesota | 12/12 | +14 | 76 | 62 |
| 12/21/2004 | UCLA | 20/23 | +23 | 83 | 60 |
| 12/11/2005 | Southern Cal | -/24 | +11 | 68 | 57 |
| 1/22/2006 | Michigan State | 12/14 | +2 | 67 | 65 |
| 12/20/2006 | Oklahoma | 3/3 | +7 | 74 | 67 |
| 1/29/2007 | Purdue | 10/13 | +9 | 64 | 55 |
| 1/9/2010 | Michigan State | 19/21 | +3 | 65 | 62 |
| 2/24/2011 | Michigan State | 10/8 | +1 | 54 | 53 |
| 12/4/2011 | Oklahoma | 18/18 | +6 | 69 | 63 |
| 1/11/2014 | Indiana | 22/- | +19 | 70 | 51 |
| 1/4/2015 | Northwestern | -/25 | +9 | 73 | 64 |
| 3/1/2015 | Nebraska | -/23 | +18 | 78 | 60 |
| 1/2/2016 | Maryland | 6/5 | +9 | 80 | 71 |
| 3/19/2016 | Kentucky | 18/24 | +14 | 82 | 68 |
| 1/7/2018 | Michigan | 22/20 | +7 | 87 | 80 |
| 2/14/2019 | Rutgers | 23/24 | +20 | 59 | 39 |

LARGEST MARGIN OF VICTORY OVER A RANKED TEAM

| DATE | TEAM | OPP RANK | MARGIN | H/A | OSU | OPP |
|------------|----------------|----------|--------|-----|-----|-----|
| 12/22/2014 | West Virginia | 22/18 | +42 | H | 96 | 54 |
| 2/9/1996 | Northwestern | -/24 | +37 | A | 105 | 68 |
| 11/17/2004 | Arizona | 24/21 | +33 | H | 78 | 45 |
| 2/20/2006 | Michigan State | 14/16 | +31 | H | 69 | 38 |
| 1/2/1988 | Texas | 1/1 | +30 | H | 88 | 58 |
| 2/24/2002 | Wisconsin | -/25 | +27 | H | 82 | 55 |
| 1/13/1995 | Minnesota | -/24 | +25 | H | 82 | 57 |
| 12/21/2004 | UCLA | 20/23 | +23 | A | 83 | 60 |
| 1/13/2005 | Iowa | 21/22 | +23 | H | 80 | 57 |
| 2/17/2011 | Penn State | 23/25 | +22 | H | 89 | 67 |
| 11/10/2017 | Stanford | 10/9 | +21 | H | 85 | 64 |
| 12/29/1986 | Southern Cal | 7/7 | +20 | N | 83 | 63 |
| 2/14/2019 | Rutgers | 23/24 | +20 | A | 59 | 39 |

LARGEST DEFEAT BY A RANKED TEAM

| DATE | TEAM | OPP RANK | MARGIN | H/A | OSU | OPP |
|------------|-------------|----------|--------|-----|-----|-----|
| 1/3/1991 | Purdue | 3/3 | -60 | A | 45 | 105 |
| 12/8/1990 | Penn State | 13/13 | -54 | A | 64 | 118 |
| 11/16/2015 | Connecticut | 1/1 | -44 | H | 56 | 100 |
| 2/23/1990 | Iowa | 13/13 | -43 | A | 51 | 94 |
| 1/13/2002 | Purdue | 13/14 | -37 | A | 43 | 80 |
| 11/21/1993 | Tennessee | 1/1 | -35 | A | 45 | 80 |

ALL-TIME RECORD IN OVERTIME GAMES

BUCKEYES IN OVERTIME (44 GAMES) 23-21

| | | | | | | |
|------------|------------------------|------|---|---|-----|-----|
| 3/3/1973 | Cedarville | OT | A | W | 60 | 56 |
| 12/17/1981 | Tennessee (14) | 2 OT | N | W | 83 | 82 |
| 12/16/1983 | Stephen F. Austin | OT | N | L | 88 | 94 |
| 1/8/1986 | Southern Cal (2/2) | OT | H | L | 81 | 83 |
| 2/7/1986 | Northwestern | OT | A | W | 73 | 71 |
| 1/17/1988 | Michigan State | OT | A | L | 66 | 74 |
| 11/28/1989 | Kentucky | 3 OT | H | W | 89 | 86 |
| 1/21/1990 | Illinois | OT | A | L | 66 | 69 |
| 2/9/1990 | Michigan State | 2 OT | A | W | 72 | 66 |
| 2/18/1990 | Purdue (13/13) | OT | H | W | 84 | 80 |
| 3/2/1990 | Indiana | OT | A | L | 63 | 66 |
| 1/25/1991 | Michigan | OT | A | W | 81 | 70 |
| 2/3/1991 | Wisconsin | OT | H | W | 81 | 76 |
| 4/3/1993 | Iowa (4/4) | OT | N | W | 73 | 72 |
| 12/10/1995 | Houston | OT | A | L | 95 | 103 |
| 11/19/1998 | Kentucky | OT | H | L | 84 | 92 |
| 1/29/1999 | Michigan | OT | A | L | 71 | 85 |
| 2/12/1999 | Wisconsin | OT | A | L | 79 | 83 |
| 12/30/1999 | Illinois (17/20) | OT | H | L | 57 | 63 |
| 2/11/2001 | Purdue (5/5) | 2 OT | H | L | 71 | 74 |
| 2/15/2001 | Minnesota | OT | A | W | 72 | 65 |
| 12/18/2001 | Virginia | OT | A | W | 88 | 79 |
| 2/28/2002 | Michigan State | 2 OT | N | W | 89 | 82 |
| 3/6/2005 | Minnesota (15/15) | OT | N | L | 63 | 66 |
| 12/3/2005 | Boston College | OT | A | W | 66 | 61 |
| 11/21/2006 | Boston College | 2 OT | H | W | 80 | 72 |
| 3/4/2007 | Penn State | OT | N | W | 73 | 71 |
| 2/25/2008 | Indiana | OT | A | L | 61 | 69 |
| 11/23/2008 | Auburn (20/20) | OT | A | L | 80 | 87 |
| 2/21/2010 | Michigan State | OT | H | L | 68 | 71 |
| 11/30/2011 | Florida State | OT | H | W | 78 | 75 |
| 1/3/2013 | Iowa | OT | A | L | 71 | 77 |
| 1/14/2013 | Purdue (12/11) | 3 OT | A | L | 75 | 83 |
| 2/7/2013 | Wisconsin | 2 OT | H | W | 65 | 59 |
| 11/29/2014 | Florida Gulf Coast | 2 OT | N | W | 90 | 83 |
| 1/11/2015 | Michigan | OT | A | L | 94 | 100 |
| 1/25/2015 | Purdue | OT | A | W | 79 | 71 |
| 3/7/2015 | Iowa (14/16) | OT | N | W | 91 | 85 |
| 2/24/2016 | Minnesota | OT | A | L | 88 | 90 |
| 2/27/2016 | Michigan State (20/21) | 3 OT | A | L | 105 | 107 |
| 12/1/2016 | Miami (Fla.) (18/16) | OT | H | L | 89 | 94 |
| 11/25/2017 | Stanford (14/12) | OT | N | W | 94 | 82 |
| 1/7/2018 | Michigan (22/20) | OT | A | W | 78 | 71 |
| 1/17/2019 | Penn State | OT | A | W | 76 | 71 |



VALUE CITY ARENA RECORDS

OHIO STATE TEAM RECORDS

| | | | |
|----------------|---------------|---------------|----------|
| Points: | 118 | Alabama State | 12-16-16 |
| FG Made: | 44 | St. Francis | 11-16-14 |
| | 44 | LIU-Brooklyn | 11-19-16 |
| FG Att: | 87 | LIU-Brooklyn | 11-19-16 |
| FG Pct.: | .720 (36/50) | Wright State | 12-18-03 |
| 3-Pt. FGM: | 16 | Belmont | 11-19-15 |
| | 16 | Illinois | 2-21-16 |
| 3-Pt. FGA: | 39 | Georgia | 11-19-14 |
| 3-Pt. FG Pct.: | .800 (8/10) | Alabama A&M | 12-16-06 |
| FT Made: | 31 | Southern | 12-7-16 |
| FT Att.: | 41 | Minnesota | 1-14-99 |
| FT Pct.: | 1.000 (10/10) | Marist | 11-23-13 |
| Rebounds: | 59 | Idaho | 11-15-17 |
| Assists: | 33 | Howard | 12-17-06 |
| Steals: | 23 | Akron | 12-19-00 |
| Blocks: | 12 | Nebraska | 1-19-12 |
| | 12 | Wisconsin | 2-6-12 |
| Turnovers: | 31 | Wisconsin | 1-16-00 |
| Fouls: | 31 | West Virginia | 12-20-98 |

OPPONENT TEAM RECORDS

| | | | |
|----------------|---------------|------------------|----------|
| Points: | 100 | Connecticut | 11-16-15 |
| FG Made: | 40 | St. Francis | 11-16-14 |
| FG Att.: | 102 | St. Francis | 11-16-14 |
| FG Pct.: | .680 (34/50) | Kentucky | 11-19-98 |
| 3-Pt. FGM: | 14 | VCU | 11-23-14 |
| | 14 | Cleveland State | 11-16-16 |
| | 14 | Maine | 12-3-17 |
| 3-Pt. FGA: | 45 | VCU | 11-14-13 |
| 3-Pt. FG Pct.: | .800 (8/10) | Indiana | 1-31-02 |
| FT Made: | 30 | Illinois | 1-6-13 |
| FT Att.: | 42 | Penn State | 2-21-99 |
| FT Pct.: | 1.000 (13/13) | Iowa | 2-21-15 |
| | 1.000 (11/11) | Eastern Michigan | 12-10-01 |
| | 1.000 (10/10) | Ohio | 11-21-03 |
| | 1.000 (10/10) | Illinois | 1-21-07 |
| Rebounds: | 60 | St. Francis | 11-16-14 |
| | 60 | Minnesota | 1-15-15 |
| Assists: | 22 | Washington | 12-3-06 |
| | 22 | Iowa | 2-10-19 |
| Steals: | 14 | Wisconsin | 1-16-00 |
| | 14 | Xavier | 11-23-98 |
| Blocks: | 11 | Michigan State | 1-26-14 |
| Turnovers: | 40 | Akron | 12-19-00 |
| Fouls | 31 | Ohio | 11-21-03 |

RANKED TEAMS TO PLAY IN VALUE CITY ARENA (OHIO STATE RECORD 36-25)

| School | Rank | Result | Date |
|-----------------|------|----------------|----------|
| Purdue | 2 | L, 64-56 | 1-26-99 |
| Penn State | 16 | L, 77-62 | 2-21-99 |
| Rutgers | 7 | L, 46-35 | 12-1-99 |
| Purdue | 18 | W, 53-51 | 1-13-00 |
| Penn State | 6 | L, 56-50 | 2-27-00 |
| Illinois | 17 | L, 73-57 | 12-30-00 |
| Penn State | 11 | L, 66-63 | 12-31-00 |
| Purdue | 5 | L, 74-71 (2OT) | 2-11-01 |
| Minnesota | 22 | W, 70-66 | 1-25-02 |
| Wisconsin | 25 | W, 82-55 | 2-24-02 |
| Colorado State* | 16 | N/A* | 12-14-02 |
| Arizona | 19 | W, 84-65 | 12-15-02 |
| Colorado State* | 16 | N/A* | 12-15-02 |
| Minnesota | 15 | W, 66-58 | 2-06-03 |
| Purdue | 10 | W, 56-51 | 2-23-03 |
| Michigan State | 23 | L, 55-47 | 1-15-04 |
| Purdue | 7 | L, 74-68 | 1-22-04 |
| Penn State | 7 | L, 70-64 | 1-25-04 |
| Minnesota | 10 | W, 75-57 | 2-12-04 |
| Arizona | 22 | W, 78-45 | 11-17-04 |
| UCLA | 17 | W, 83-60 | 12-21-04 |
| Purdue | 20 | W, 63-50 | 1-2-05 |
| Michigan State | 6 | W, 68-54 | 1-6-05 |

OHIO STATE INDIVIDUAL VALUE CITY ARENA RECORDS

| Category | No. Player | Opponent | Date |
|-----------------------------|---------------|-------------------|------------------------------|
| Points | 42 | Samantha Prahalis | Minnesota 2-23-12 |
| FG Made | 15 | Jessica Davenport | Minnesota 2-17-05 |
| | 15 | Jantel Lavender | Illinois 1-22-09 |
| | 15 | Samantha Prahalis | Minnesota 2-23-12 |
| | 15 | Ameryst Alston | St. Francis 11-16-14 |
| | 15 | Ameryst Alston | Illinois 2-21-16 |
| FG Attempts | 29 | Kelsey Mitchell | Michigan State 2-2-15 |
| FG Pct. (Min. 8 made) | 1.000 (10/10) | Tori McCoy | Southern 12-7-16 |
| 3 Pt. FG Made | 9 | Kelsey Mitchell | Minnesota 1-15-15 |
| 3 Pt. FG Attempts | 20 | Kelsey Mitchell | Minnesota 1-15-15 |
| | 20 | Kelsey Mitchell | Michigan State 2-2-15 |
| 3 Pt. FG Pct. (Min. 4 made) | 1.000 (5-5) | Amy Scullion | UT-Martin 12-17-13 |
| | 1.000 (4-4) | Shayla Cooper | Purdue 1-17-16 |
| FT Made | 14 | Taylor Hill | Minnesota 2-21-13 |
| | 14 | Ameryst Alston | Northwestern 2-23-14 |
| FT Attempts | 19 | Cait Craft | Florida Atlantic 11-10-13 |
| FT Pct. (Min 10 made) | 1.000 (14-14) | Taylor Hill | Minnesota 2-21-13 |
| | 1.000 (11-11) | Kelsey Mitchell | Rutgers 1-1-15 |
| | 1.000 (13-13) | Kelsey Mitchell | Michigan State 12-31-15 |
| Rebounds | 22 | Jantel Lavender | Indiana 1-5-11 |
| Assists | 17 | Jamie Lewis | James Madison (WNIT) 3-25-01 |
| Steals | 8 | Kim Wilburn | Canisius 12-22-05 |
| Blocks | 8 | Alexa Hart | St. Francis 11-16-14 |
| | 8 | Alexa Hart | VCU 11-23-15 |

OPPONENT INDIVIDUAL VALUE CITY ARENA RECORDS

| | | | |
|-----------------------------|---------------|-------------------|------------------------------|
| Points | 38 | Katelynn Flaherty | Michigan 1-7-17 |
| FG Made | 15 | Katelynn Flaherty | Michigan 1-7-17 |
| FG Attempts | 34 | Alexa Hayward | St. Francis 11-16-14 |
| FG Pct. (min 5 made) | 1.000 (6-6) | Kim Roach | S. Carolina-Upstate 12-14-10 |
| 3 Pt. FG Made (min. 3 made) | 8 | Katelynn Flaherty | Michigan 1-7-17 |
| 3 Pt. FG Attempts | 18 | Alexa Hayward | St. Francis 11-16-14 |
| 3 Pt. FG Pct. (4 made) | 1.000 (4-4) | Alison Dixon | Boston 12-14-99 |
| | 1.000 (4-4) | Jamie Printy | Iowa 2-4-10 |
| | 1.000 (4-4) | Tierney Pfirman | Maryland 2-8-16 |
| FT Made | 16 | Karisma Penn | Illinois 1-6-13 |
| FT Attempts | 18 | Natalie Martinez | Kentucky 11-19-98 |
| FT Pct. (min. 10 made) | 1.000 (13-13) | Brittany Orban | Northwestern 2-15-09 |
| Rebounds | 18 | Nia Coffey | Northwestern 2-23-14 |
| | 18 | Shea Kelley | Minnesota 1-15-15 |
| Assists | 11 | Sarah Marshall | Boston College 11-21-06 |
| | 11 | Emily Florence | Washington 12-3-06 |
| Steals | 8 | Tamara Moore | Wisconsin 1-16-00 |
| Blocks | 7 | Madison Williams | Michigan State 1-26-14 |

| | | | |
|----------------|----|---------------|----------|
| Georgia | 24 | L, 59-67 | 11-19-14 |
| West Virginia | 22 | W, 96-54 | 12-22-14 |
| Rutgers | 16 | W, 85-68 | 1-1-15 |
| Iowa | 13 | W, 100-82 | 2-21-15 |
| Connecticut | 1 | L, 56-100 | 11-16-15 |
| Michigan State | 24 | W, 85-80 | 12-31-15 |
| Maryland | 5 | W, 94-86 | 2-8-16 |
| South Carolina | 4 | L, 80-92 | 11-14-16 |
| Miami | 18 | L, 89-94 (OT) | 12-1-16 |
| Maryland | 2 | W, 98-87 | 2-20-16 |
| Michigan | 19 | L, 75-84 | 1-16-18 |
| USF | 22 | L, 47-71 | 11-6-18 |
| Indiana | 25 | W, 55-50 | 1-10-19 |
| Michigan State | 17 | W, 65-55 | 1-14-19 |
| Maryland | 11 | L, 57-70 | 1-24-19 |
| Iowa | 16 | L, 52-78 | 2-10-19 |

*Colorado State participated in the Women's Sports Foundation

ATTENDANCE RECORDS



SEASON-BY-SEASON HOME ATTENDANCE FIGURES

| Season | Arena | Home Total | Home Games | Average | Big Ten Total | Big Ten Games | Average | Top Crowd | Opponent |
|-----------------------|------------------|------------|------------|---------|---------------|---------------|---------|-----------|----------------|
| 2018-19 [^] | Value City Arena | 65,047 | 15 | 4,336 | 42,117 | 9 | 4,680 | 5,931 | Wisconsin |
| 2017-18 ^{^^} | Value City Arena | 91,758 | 17 | 5,398 | 45,316 | 8 | 5,665 | 9,711 | Louisville |
| 2016-17 [^] | Value City Arena | 93,921 | 18 | 5,218 | 48,083 | 8 | 6,010 | 7,105 | Minnesota |
| 2015-16 [^] | Value City Arena | 89,066 | 17 | 5,239 | 50,824 | 9 | 5,647 | 11,435 | Connecticut |
| 2014-15 | Value City Arena | 81,250 | 17 | 4,779 | 48,011 | 9 | 5,335 | 7,639 | Indiana |
| 2013-14 | Value City Arena | 103,163 | 19 | 5,430 | 47,027 | 8 | 5,878 | 7,567 | Iowa |
| 2012-13 [^] | Value City Arena | 60,832 | 17 | 3,578 | 34,597 | 8 | 4,325 | 7,793 | Michigan |
| 2011-12 [^] | Value City Arena | 69,650 | 19 | 3,666 | 37,645 | 8 | 4,796 | 8,422 | Purdue |
| 2010-11 ^{^^} | Value City Arena | 59,719 | 16 | 3,732 | 34,630 | 8 | 4,329 | 7,808 | Michigan State |
| 2009-10 [^] | Value City Arena | 76,437 | 20 | 3,822 | 47,875 | 9 | 5,319 | 11,827 | Michigan State |
| 2008-09 ^{^^} | Value City Arena | 63,171 | 18 | 3,510 | 39,100 | 9 | 4,344 | 5,686 | Penn State |
| 2007-08 [^] | Value City Arena | 66,746 | 17 | 4,671 | 42,039 | 9 | 4,671 | 7,001 | Minnesota |
| 2006-07 [^] | Value City Arena | 85,011 | 17 | 4,321 | 73,446 | 8 | 5,001 | 10,141 | Michigan State |
| 2005-06 [^] | Value City Arena | 89,431 | 17 | 6,874 | 54,996 | 8 | 5,261 | 11,622 | Illinois |
| 2004-05 [^] | Value City Arena | 87,425 | 17 | 4,965 | 39,720 | 8 | 7,259 | 17,525& | Penn State |
| 2003-04 [^] | Value City Arena | 62,762 | 17 | 3,692 | 31,929 | 8 | 3,991 | 8,649% | Boston College |
| 2002-03 [^] | Value City Arena | 49,134 | 14 | 3,510 | 35,136 | 8 | 4,392 | 7,003 | Purdue |
| 2001-02 | Value City Arena | 101,688 | 15 | 6,779 | 57,642 | 8 | 7,205 | 8,294 | Michigan |
| 2000-01 | Value City Arena | 106,354 | 17 | 6,256 | 62,138 | 8 | 7,767 | 11,467 | Purdue |
| 1999-00 | Value City Arena | 101,876 | 14 | 7,277 | 62,578 | 8 | 7,822 | 8,590 | Penn State |
| 1998-99 | Value City Arena | 98,639 | 13 | 7,588 | 64,082 | 8 | 8,010 | 11,088 | Penn State |
| 1997-98 | St. John Arena | 44,589 | 12 | 3,716 | 34,791 | 8 | 4,348 | 6,981 | Michigan |
| 1996-97 | St. John Arena | 62,716 | 14 | 4,480 | 40,752 | 8 | 5,094 | 7,466 | Penn State |
| 1995-96 | St. John Arena | 78,150 | 15 | 5,210 | 52,547 | 8 | 6,568 | 9,583 | Penn State |
| 1994-95 | St. John Arena | 82,192 | 13 | 6,322 | 58,420 | 8 | 7,303 | 8,880 | Illinois |
| 1993-94 | St. John Arena | 100,936 | 12 | 8,411 | 80,777 | 9 | 8,975 | 13,276 | Iowa@ |
| 1992-93 | St. John Arena | 98,328 | 16 | 6,146 | 65,378 | 9 | 7,264 | 13,276 | Iowa@ |
| 1991-92 | St. John Arena | 41,920 | 15 | 2,795 | 31,354 | 9 | 3,484 | 8,211 | Iowa |
| 1990-91 | St. John Arena | 44,752 | 14 | 3,197 | 32,800 | 9 | 3,644 | 10,216 | Iowa |
| 1989-90 | St. John Arena | 56,239 | 15 | 3,749 | 39,027 | 9 | 4,336 | 11,301 | Iowa |
| 1988-89 | St. John Arena | 58,138 | 14 | 4,153 | 43,906 | 9 | 4,878 | 10,461 | Iowa |
| 1987-88 | St. John Arena | 69,727 | 15 | 4,648 | 45,173 | 9 | 5,019 | 13,320 | Iowa@ |
| 1986-87 | St. John Arena | 45,172 | 12 | 3,764 | 37,881 | 9 | 4,209 | 9,509 | Iowa |
| 1985-86 | St. John Arena | 51,108 | 17 | 3,006 | 25,268 | 9 | 2,807 | 10,184 | USC |
| 1984-85 | St. John Arena | 30,129 | 16 | 1,883 | 18,804 | 9 | 2,089 | 9,729 | Iowa |
| 1983-84 | St. John Arena | 20,327 | 15 | 1,355 | 10,622 | 9 | 1,180 | 2,664 | Clemson |
| 1982-83 | St. John Arena | 15,618 | 14 | 1,116 | 11,980 | 9 | 1,331 | 2,512 | Michigan State |
| 1981-82 | St. John Arena | 5,964 | 12 | 497 | 2,814 | 4 | 704 | 1,137 | Indiana |

Ohio State does not include seat licenses, but people are included if they attend the game.

[^] Includes games played at St. John Arena

[^] Includes games played at Nationwide Arena

@Sellout; %St. John Arena; & Big Ten Record

ATTENDANCE RECORDS

TOP VALUE CITY ARENA HOME CROWDS

| Attendance | Opponent | Date | Score |
|------------|----------------|---------------|----------------------|
| 1. 17,525 | Penn State | Feb. 27, 2005 | OSU 69, PSU 58 |
| 2. 11,827 | Michigan State | Feb. 21, 2010 | MSU 71, OSU 68 (OT) |
| 3. 11,622 | Illinois | Jan. 29, 2006 | OSU 75, ILL 49 |
| 4. 11,467 | Purdue | Feb. 14, 2001 | OSU 71, PUR 74 (2OT) |
| 5. 11,435 | Conneticut | Nov. 16, 2015 | UCONN 100, OSU 56 |
| 6. 11,088 | Penn State | Feb. 21, 1999 | OSU 62, PSU 77 |
| 7. 10,434 | Indiana | Feb. 6, 2005 | OSU 78, IU 46 |
| 8. 10,392 | Michigan | Jan. 21, 2001 | OSU 63, MICH 76 |
| 9. 10,141 | Michigan State | Feb. 18, 2007 | MSU 62, OSU 59 |
| 10. 9,799 | Iowa | Feb. 4, 2007 | OSU 84, Iowa 49 |
| 11. 9,117 | Minnesota | Jan. 24, 1999 | OSU 68, MINN 42 |
| 12. 8,877 | Purdue | Jan. 26, 1999 | OSU 56, PUR 64 |
| 13. 8,590 | Penn State | Feb. 27, 2000 | OSU 50, PSU 56 |
| 14. 8,499 | LSU | Dec. 15, 2005 | LSU 64, OSU 48 |
| 15. 8,439 | Wisconsin | Jan. 16, 2000 | OSU 45, UW 80 |
| 16. 8,422 | Purdue | Feb. 12, 2012 | OSU 80, PUR 71 |
| 17. 8,294 | Michigan | Feb. 10, 2002 | OSU 88, MICH 75 |
| 18. 8,293 | West Virginia | Dec. 20, 1998 | OSU 86, WVU 78 |
| 19. 8,247 | Maryland | Feb. 8, 2016 | OSU 94, MARY 86 |
| 20. 8,193 | Michigan | Feb. 6, 2000 | OSU 61, MICH 65 |
| 8,193 | Penn State | Feb. 3, 2002 | OSU 62, PSU 95 |

OHIO STATE TOP HOME CROWDS

| Attendance | Opponent | Date | Score |
|-------------|----------------|----------------|---------------------------|
| 1. 17,525 | Penn State | Feb. 27, 2005 | OSU 69, PSU 58 |
| 2. *13,320 | Iowa | Feb. 26, 1988 | OSU 58, UI 54 |
| 3. *13,276 | Iowa | Feb. 4, 1994 | OSU 61, UI 64 |
| 4. *13,276 | Iowa | March 7, 1993 | OSU 72, UI 60 |
| 5. 12,003 | Michigan | Feb. 20, 1994 | OSU 80, UM 73 |
| 6. **12,000 | Rutgers | March 21, 1993 | OSU 91, RU 60 |
| 7. 11,827 | Michigan State | Feb. 21, 2010 | MSU 71, OSU 68 (OT) |
| 8. 11,622 | Illinois | Jan. 29, 2006 | OSU 75, ILL 49 |
| 9. 11,467 | Purdue | Feb. 11, 2001 | OSU 71, PU 74 (2OT) |
| 10. 11,435 | Conneticut | Nov. 16, 2015 | UCONN 100, OSU 56 |
| 11. 11,301 | Iowa | Jan. 28, 1990 | OSU 48, UI 71 |
| 12. 11,088 | Penn State | Feb. 21, 1999 | OSU 62, PSU 77 |
| 13. 10,461 | Iowa | Feb. 21, 1989 | OSU 66, UI 57 |
| 14. 10,452 | Indiana | Jan. 16, 1994 | OSU 92, IU 65 |
| 15. 10,434 | Indiana | Feb. 6, 2005 | OSU 78, IU 46 |
| 16. 10,392 | Michigan | Jan. 21, 2001 | OSU 63, MICH 76 |
| 17. 10,216 | Iowa | Jan. 20, 1991 | Iowa 88, Ohio State 68 |
| 18. 10,184 | USC | Jan. 8, 1986 | USC 83, Ohio State 81(OT) |
| 19. 10,141 | Michigan State | Feb. 18, 2007 | MSU 62, OSU 59 |

*Sellout

**Sellout based on total tickets allotted

Games in Value City Arena denoted in italics.

TOP 10 ST. JOHN ARENA CROWDS

| Attend. | Opp. | Date | Result |
|-------------|----------|----------------|-------------------------------------|
| 1. *13,320 | Iowa | Feb. 26, 1988 | Ohio State 58, Iowa 54 |
| 2. *13,276 | Iowa | Feb. 4, 1994 | Iowa 64, Ohio State 61 |
| *13,276 | Iowa | March 7, 1993 | Ohio State 72, Iowa 60 |
| 4. 12,003 | Michigan | Feb. 20, 1994 | Ohio State 80, Michigan 73 |
| 5. **12,000 | Rutgers | March 21, 1993 | Ohio State 91, Rutgers 60 |
| 6. 11,301 | Iowa | Jan. 28, 1990 | Iowa 71, Ohio State 48 |
| 7. 10,461 | Iowa | Feb. 21, 1989 | Ohio State 66, Iowa 57 |
| 8. 10,452 | Indiana | Jan. 16, 1994 | Ohio State 92, Indiana 65 |
| 9. 10,216 | Iowa | Jan. 20, 1991 | Iowa 88, Ohio State 68 |
| 10. 10,184 | S. Cal | Jan. 8, 1986 | Southern Cal 83, Ohio State 81 (OT) |

*Sellout

**Sellout based on total tickets allotted



ALL-TIME HOME RECORDS

ALL-TIME UNDEFEATED HOME SEASONS

| Season | Home Record |
|---------|-------------|
| 2011-12 | 19-0 |
| 2004-05 | 17-0 |
| 2002-03 | 14-0 |
| 1992-93 | 16-0* |
| 1987-88 | 15-0* |
| 1982-83 | 14-0 |
| 1977-78 | 7-0 |
| 1975-76 | 9-0 |
| 1972-72 | 3-0 |
| 1966-67 | 1-0 |

*Including an NCAA tournament second round win in Columbus.

ALL-TIME HOME RECORDS*

| YEAR | HOME W-L | BIG TEN W-L | ARENA |
|---------|----------|-------------|------------------|
| 1971-72 | 3-1 | | Pomerene Hall |
| 1972-73 | 3-0 | | Pomerene Hall |
| 1973-74 | 6-1 | | Pomerene Hall |
| 1974-75 | 5-1 | | St. John Arena |
| 1975-76 | 9-0 | | St. John Arena |
| 1976-77 | 3-2 | | St. John Arena |
| 1977-78 | 7-0 | | St. John Arena |
| 1978-79 | 8-2 | | St. John Arena |
| 1979-80 | 8-3 | | St. John Arena |
| 1980-81 | 4-5 | | St. John Arena |
| 1981-82 | 10-2 | | St. John Arena |
| 1982-83 | 14-0 | 9-0** | St. John Arena |
| 1983-84 | 12-3 | 9-0 | St. John Arena |
| 1984-85 | 15-1 | 9-0 | St. John Arena |
| 1985-86 | 14-3 | 9-0 | St. John Arena |
| 1986-87 | 11-1 | 9-0 | St. John Arena |
| 1987-88 | 15-0 | 9-0 | St. John Arena |
| 1988-89 | 13-1 | 9-0 | St. John Arena |
| 1989-90 | 12-3 | 7-2 | St. John Arena |
| 1990-91 | 8-6 | 5-4 | St. John Arena |
| 1991-92 | 10-5 | 6-3 | St. John Arena |
| 1992-93 | 16-0 | 9-0 | St. John Arena |
| 1993-94 | 6-6 | 3-6 | St. John Arena |
| 1994-95 | 8-5 | 4-4 | St. John Arena |
| 1995-96 | 12-3 | 5-3 | St. John Arena |
| 1996-97 | 7-7 | 2-6 | St. John Arena |
| 1997-98 | 8-4 | 5-3 | St. John Arena |
| 1998-99 | 9-4 | 6-2 | Value City Arena |
| 1999-00 | 9-5 | 4-4 | Value City Arena |
| 2000-01 | 12-5 | 3-5 | Value City Arena |
| 2001-02 | 9-6 | 5-3 | Value City Arena |
| 2002-03 | 12-0 | 8-0 | Value City Arena |
| | 2-0 | 1-0 | St. John Arena |
| 2003-04 | 10-3 | 4-3 | Value City Arena |
| | 3-1 | 1-0 | St. John Arena |
| 2004-05 | 14-0 | 8-0 | Value City Arena |
| | 3-0 | -- | St. John Arena |
| 2005-06 | 14-1 | 8-0 | Value City Arena |
| | 2-0 | -- | St. John Arena |
| 2006-07 | 14-1 | 7-1 | Value City Arena |
| | 2-0 | -- | St. John Arena |
| 2007-08 | 15-0 | 9-0 | Value City Arena |
| | 1-1 | -- | St. John Arena |
| 2008-09 | 13-2 | 8-1 | Value City Arena |
| | 2-0 | -- | St. John Arena |
| | 1-0 | -- | Nationwide Arena |
| 2009-10 | 16-1 | 8-1 | Value City Arena |
| | 3-0 | -- | St. John Arena |
| 2010-11 | 11-3 | 5-2 | Value City Arena |
| | 3-0 | -- | St. John Arena |
| | 1-0 | 1-0 | Nationwide Arena |
| 2011-12 | 19-0 | 8-0 | Value City Arena |
| 2012-13 | 13-4 | 4-4 | Value City Arena |
| | 1-0 | -- | St. John Arena |
| 2013-14 | 12-7 | 3-5 | Value City Arena |
| 2014-15 | 14-3 | 8-1 | Value City Arena |
| 2015-16 | 13-1 | 9-0 | Value City Arena |
| | 3-0 | -- | St. John Arena |
| 2016-17 | 15-2 | 8-0 | Value City Arena |
| | 1-0 | -- | St. John Arena |
| 2017-18 | 11-1 | 7-1 | Value City Arena |
| | 2-1 | -- | St. John Arena |
| | 1-1 | -- | Nationwide Arena |
| 2018-19 | 8-6 | 5-4 | Value City Arena |
| | 1-0 | -- | St. John Arena |

*Ohio State intercollegiate basketball began in 1965-66, but accurate home records began in 1971-72; **Big Ten League play began officially in 1982-83.



ALL-TIME OSU HOME RECORD

1971-2018 48 years 539-124 (.813)*

*Ohio State basketball began in 1965-66, but accurate home records began in 1971-72

ALL-TIME OSU HOME BIG TEN RECORD

1982-2018 35 years 247-68 (.784)**

**Big Ten League play began officially in 1982-83

OVERALL POMERENE HALL

1971-1974 3 years 12-2 (.857)

OVERALL ST. JOHN ARENA

1974-1998^ 24 years 268-66 (.802)

^Includes 4 games in 2003-04; 3 games in 2004-05, 2010-11, 2015-16 and 2017-18; 2 games in 2002-03, 2005-06, 2006-07, 2007-08, 2008-09 and 2009-10; and 1 game in 2012-13, 2016-17 and 2018-19

OVERALL ST. JOHN ARENA BIG TEN RECORD

1974-1998^ 25 years 110-31 (.780)

^Includes 1 game in SJA during 2002-03 and 2003-04

OVERALL VALUE CITY ARENA

1998 - Present 20 years 262-55 (.826)

OVERALL VALUE CITY ARENA BIG TEN RECORD

1998 - Present 20 years 135-37 (.785)