

ATHLETICS COMMUNICATIONS

Assoc. ADs of Comm. Jerry Emig, Dan Wallenberg
 Director Leann Parker
 Associate Directors..... Mike Basford, Gary Petit,
 Maria Slovikovski
 Assistant Director..... Emilia Frizzi
 Website OhioStateBuckeyes.com
 Main Office Phone 614-292-6861
 Baseball Contact..... Gary Petit
 Office Phone 614-292-3270
 E-mail petit.38@osu.edu
 Cell 740-516-4370
 Student Assistant Andy Hoben
 E-mail hoben.7@osu.edu
 Cell 740-403-6158
 Mailing Address 6th Floor, Fawcett Center
 2400 Olentangy River Road, Columbus, OH 43210

THE BIG TEN CONFERENCE

Asst. Comr., Media Relations..... Adam Augustine
 Phone 847-696-1010
 E-mail aaugustine@bigten.org
 Baseball Contact..... Megan Rowley
 Phone 847-696-1010
 E-mail mrowley@bigten.org
 Fax/Web site 847-696-1110/bigten.org
 Mailing Address 1500 West Higgins Rd.
 Park Ridge, IL 60068-6300

THE OHIO STATE UNIVERSITY

Location..... Columbus, Ohio (pop. 1.7m)
 Founded..... 1870
 Enrollment..... 59,837 (Columbus Campus)
 Nickname..... Buckeyes
 Colors..... Scarlet and Gray
 Mascot..... Brutus Buckeye
 Fight Song..... Across The Field
 Conference Big Ten (1913)
 President..... Dr. Kristina M. Johnson
 Athletics Director Gene Smith
 Faculty Representative..... John E. Davidson

BASEBALL STAFF

Head Coach Greg Beals (Kent State, 1995)
 Career Record..... 568-460-1 (19 seasons)
 OSU/Big Ten Record 325-258-1/133-125 (11 seasons)
 Assistant Coach Matt Angle (Ohio State, 2007)
 Associate Head Coach Dan DeLucia (Ohio State, 2008)
 Volunteer Asst..... Matt Carpenter (Ohio State, 2015)
 Director of Ops..... Blair Everhart (Ohio State, 2012)

BASEBALL HISTORY

First Year 1881
 All-Time Record..... 2,653-1,753-39 (.602)
 National Championships..... 1 (1966)
 College World Series Appearances 4
 (1951-65-66-67)
 College World Series Record 9-7 (.563)
 NCAA Tournament Appearances..... 22
 (1951-55-65-66-67-82-91-92-93-94-95-97-99-2001-02-...
 03-05-07-09-16-18-19)
 NCAA Tournament Record 44-45 (.495)
 All-Time Big Ten Record 1021-781-5 (.567)
 Big Ten Tournament Appearances 29
 (83-85-88-89-90-91-92-93-94-95-97-98-99-00-01-02-...
 03-04-05-06-07-08-09-11-12-15-16-18-19)
 Big Ten Tournament Record 64-47 (.576)
 Big Ten Championships 15
 (1917-24-43-51-55-65-66-67-91-93-94-95-99-2001-09)
 Big Ten Tournament Championships..... 10
 (1991-94-95-97-2002-03-05-07-16-19)

2022 TEAM FACTS

2021 Overall Record 22-20
 2021 Big Ten Record..... 22-20
 Letterwinners Returning/Lost..... 21/10
 Starting Position Players Returning/Lost..... 7/2
 Starting Pitchers Returning/Lost..... 0/3
 Newcomers..... 11

KEY RETURNEES (Position Players)

Sr. SS Zach Dezenzo 302, 11 2B, 9 HR, 31 RBI
 So. OF Kade Kern..... 325, 10 2B, 2 HR, 30 RBI
 R-Sr. C Brent Todys 267, 9 2B, 20 RBI
 Jr. OF Mitchell Okuley..... 214 8 2B, 7 HR, 19 RBI
 Sr. INF Nick Erwin..... 238, 3 2B, 3 3B, 16 RBI

KEY RETURNEES (Pitchers)

Sr. LHP Griffan Smith..... 1-0, 5.79 ERA, 16 K, 18.2 IP
 So. LHP Isaiah Coupet..... 0-3, 3.63 ERA, 29 K, 17.1 IP
 Sr. RHP TJ Brock..... 0-1, 2.08 ERA, 9 SV, 33 K, 21.2 IP

KEY PLAYERS LOST

INF Connor Pohl..... 268, 10 2B, 13 HR, 36 RBI
 UTIL Sam Wilson 198, 8 2B, 3 HR, 14 RBI

KEY PITCHERS LOST

LHP Seth Lonsway 3-5, 4.38 ERA, 98 K, 68 IP
 RHP Garrett Burhenn 7-2, 3.81 ERA, 91 K, 80.1 IP

CREDENTIAL REQUESTS

Ohio State reserves the right to deny media credentials to any individual who is not affiliated with an official, recognized news gathering organization. Please direct all credential requests to Gary Petit via e-mail at petit.38@osu.edu.

CREDENTIAL PICKUP

Credentials will be held at Bill Davis Stadium at the entrance located near the third base line unless prior arrangements have been worked out.

MEDIA PARKING

Parking requires Pay-N-Display around Bill Davis Stadium or a permissible Campus Parc parking pass.

THE PRESS BOX

Take the steps or elevator to the second level and enter at the top of the grandstand. The press box entrance is the fifth door just past the Anne Hayes Memorial Suite.

OHIOSTATEBUCKEYES.COM

This is the official website of the Ohio State University Athletics Department and it is continuously updated with baseball news and notes as well as all things Buckeyes.

PRACTICE TIME

The Buckeyes practice daily at 3 p.m. prior to Big Ten play and 3 p.m. after. Monday typically will be an off day. Ohio State utilizes the indoor practice field at the Woody Hayes Athletic Center, the indoor hitting cages beneath the team offices on the third base side of the field and, of course, Bill Davis Stadium for its practices.

WEEKLY INTERVIEWS

Tuesday or Thursday afternoon before practice is typically reserved for on-site media availability. Please contact Gary Petit or Andy Hoben in the OSU Athletics Communications office to arrange all interviews with coaches and student-athletes. Please call at least one day in advance to allow enough time to make arrangements.

2022 OHIO STATE BUCKEYES

PITCHERS (19)

No.	Name	Pos.	B-T	Ht.	Wt.	Cl./El.	Hometown/High School/College
10	Gavin Bruni	LHP	L-L	6-3	205	Fr./Fr.	Alliance, Ohio/Alliance
11	Trent Jones*	RHP	L-R	6-3	190	So./So.	Massillon, Ohio/ Jackson
14	Nate Karaffa**	RHP	R-R	6-0	175	Jr./Jr.	Toronto, Ohio/Toronto
15	Tyler Kean**	RHP	R-R	6-2	205	Jr./Jr.	Springboro, Ohio/Springboro
16	Wyatt Loncar**	RHP	R-R	6-6	230	Jr./Jr.	Pacific Palisades, Calif./Palisades
17	TJ Brock***	RHP	R-R	6-1	200	Sr./Sr.	Cincinnati, Ohio/IMG Academy
19	Tim Baird	RHP	R-R	6-2	195	So./Fr.	North Royalton, Ohio/ North Royalton
26	Nate Haberthier*	RHP	R-R	6-5	245	So./So.	West Chester, Ohio/ Lakota East
27	Aaron Funk	RHP	R-R	6-5	225	Grad/Sr.	Lawrence, Kan./Lawrence Free St.
31	Will Pfennig***	RHP	R-R	6-0	190	Sr./Sr.	Mason, Ohio/Mason
34	Isaiah Coupet*	LHP	L-L	6-1	200	So./So.	Flossmoor, Ill./Homewood
36	Mitch Milheim***	LHP	L-L	6-0	205	Sr./Sr.	Powell, Ohio/Olentangy Liberty
37	Griffan Smith****	LHP	L-L	6-2	215	Gr./Sr.	Cincinnati, Ohio/Cincinnati Hills Christian Academy
39	Jacob Gehring	RHP	R-R	6-1	225	Fr./Fr.	Canfield, Ohio/South Range
44	Casey Maniglia	RHP	R-R	6-2	210	Sr./Jr.	Solon, Ohio/Solon
45	Jace Middleton	RHP	L-R	6-4	208	Fr./Fr.	Lewis Center, Ohio/Olentangy
50	Ethan Hammerberg**	RHP	L-R	6-5	250	Jr./Jr.	Upper Arlington, Ohio/Upper Arlington
53	Garrett Peters	LHP	R/L	6-0	190	So./Fr.	Springfield, Ohio/Northeastern
54	Drew Bachman	LHP	L/L	6-3	190	Fr./Fr.	West Chester, Ohio/Lakota East

CATCHERS (3)

No.	Name	Pos.	B-T	Ht.	Wt.	Cl./El.	Hometown/College/High School
12	Brent Todys***	C	R-R	5-9	185	Gr./Sr.	Westerville, Ohio/Westerville North/Andrew College
29	Archer Brookman**	C/1B	R-R	6-1	200	Gr./Sr.	Pointe-Claire, Quebec/John Rennie/Seminole State
32	Trey Pancake	C	R-R	5-9	165	Fr./Fr.	Negley, Ohio/South Range

INFIELDERS (11)

No.	Name	Pos.	B-T	Ht.	Wt.	Cl./El.	Hometown/College/High School
2	Marcus Ernst***	INF	L-R	6-1	195	Sr./Sr.	Dublin, Ohio/Coffman
3	Colton Bauer**	INF	R-R	6-1	190	Gr./Sr.	Grove City, Ohio/Grove City
4	Zach Dezenzo***	INF	R-R	6-4	220	Sr./Sr.	Alliance, Ohio/Marlinton
5	Nick Erwin***	INF	R-R	6-0	175	Sr./Sr.	Grove City, Ohio/Grove City
6	Drew Reckart	INF	R-R	5-11	200	Sr./Sr.	Hamilton, Ohio/Edgewood/Dayton/Dyersville CC
8	Josh McAlister	INF	R-R	6-2	185	Fr./Fr.	Flossmoor, Ill./ Homewood
14	Nate Karaffa	INF/OF	R-R	6-0	190	Fr./Fr.	Toronto, Ohio/Toronto
28	Marcus Ernst*	INF	L-R	6-1	195	So./So.	Dublin, Ohio/Coffman
38	Blayne Robinson	1B	L-L	6-5	220	Jr./So.	Defiance, Ohio/ Defiance
42	Tyler Bettorini	INF	L-R	5-11	175	Fr./Fr.	Wooster, Ohio/Wooster
43	Jake Johnson	INF	R-R	5-11	200	Fr./Fr.	Medina, Ohio/Medina

OUTFIELDERS (7)

No.	Name	Pos.	B-T	Ht.	Wt.	Cl./El.	Hometown/College/High School
1	Joey Aden	OF	R-R	6-1	200	Jr./So.	Bentonville, Ark./West
7	Kade Kern*	OF	R-R	6-0	197	So./ So.	Archbold, Ohio/ Archbold
20	Nolan Clegg***	OF	R-R	6-2	195	Sr./Sr.	Toronto, Ohio/Toronto
21	Caden Kaiser*	OF/1B	L-L	6-1	196	Jr./So.	Lewis Center, Ohio/Olentangy
24	Mitchell Okuley	OF	L-R	6-1	197	Jr./Jr.	Powell, Ohio/Olentangy Liberty
28	Trey Lipsey	OF	L-R	6-2	185	Fr./Fr.	Southfield, Mi./ Birmingham Grove
55	Hank Thomas	OF/1B	L-R	6-4	200	So./So.	Oxford, Ohio/St. Xavier/Georgia Tech

COACHING & SUPPORT STAFF

Head Coach - 9 Greg Beals (12th year; Kent State, 1995)

Assistant Coach/Recruiting Coordinator - 23 Matt Angle

Assistant Coach- 35 Dan DeLucia

Volunteer Coach - 46 Matt Carpenter

Athletic Trainer - Adrian Ramon

Director of Baseball Operations - Blair Everhart

Strength and Conditioning Coach - Dean Hansen

Baseball Analytics - Danny Matejczyk

Athletics Communications - Gary Petit, Andy Hoben

Equipment - John Dunn

Academic Counselor - Shaun Swearingen

* Indicates varsity letters earned

No.	Name	Pos.
1	Joey Aden	OF
2	Marcus Ernst	INF/OF
3	Colton Bauer	INF
4	Zach Dezenzo	INF
5	Nick Erwin	INF
6	Drew Reckart	INF
7	Kade Kern	OF
8	Josh McAlister	INF
9	Greg Beals	H. Coach
10	Gavin Bruni	LHP
11	Trent Jones	P/OF
12	Brent Todys	C
14	Nate Karaffa	P/INF
15	Tyler Kean	RHP
16	Wyatt Loncar	RHP
17	TJ Brock	RHP
19	Tim Baird	RHP
20	Nolan Clegg	OF
21	Caden Kaiser	OF/1B
23	Matt Angle	A. Coach
24	Mitchell Okuley	OF
26	Nate Haberthier	RHP
27	Aaron Funk	RHP
28	Trey Lipsey	OF
29	Archer Brookman	C
31	Will Pfennig	RHP
32	Trey Pancake	C
34	Isaiah Coupet	LHP
35	Dan DeLucia	A. Coach
36	Mitch Milheim	LHP
37	Griffan Smith	LHP
38	Blayne Robinson	1B
39	Jacob Gehring	RHP
42	Tyler Pettorini	INF
43	Jake Johnson	P/INF
44	Casey Maniglia	RHP
45	Jace Middleton	RHP
46	Matt Carpenter Vol.	A Coach
50	Ethan Hammerberg	RHP
53	Garrett Peters	LHP
54	Drew Bachman	LHP
55	Hank Thomas	OF/1B

PRONUNCIATION GUIDE

Zach Dezenzo duh-ZEN-zo
 Drew Reckart WRECK-art
 Brent Todys toad-iss
 Nate Karaffa cuh-RAH-fuh
 Tyler Kean CANE (not keen)
 Mitchell Okuley oak-lee

Nate Haberthier ha-ber-theer
 Will Pfennig FEN-igg
 Isaiah Coupet coo-pay
 Mitch Milheim MILL-hime
 Casey Maniglia muh-nig-lee-uh

2022 OHIO STATE BASEBALL




1 Joey Aden
OF, R-R
6-1, 200, R-So,
Bentonville, Ark.
West



2 Marcus Ernst***
INF, L-R
6-1, 205, Sr.
Dublin, Ohio
Coffman



3 Colton Bauer**
INF, R-R
6-1, 190, R-Sr.
Grove City, Ohio
Grove City
Cuyahoga CC



4 Zach Dezeno****
INF, R-R
6-4, 220, Sr.
Alliance, Ohio
Marlington



5 Nick Erwin***
INF, R-R
6-0, 175, Sr.
Grove City, Ohio
Grove City



6 Drew Reckart
INF, R-R
5-11, 200, Sr.
Hamilton, Ohio
Edgewood




7 Kade Kern*
OF, R-R
6-0, 197, So.
Archbold, Ohio
Archbold




8 Josh McAllister
INF, R-R
6-2, 185, Fr.
Flossmoor, Ill.
Homewood



10 Gavin Bruni
LHP, L-L
6-3, 205, Fr.
Alliance, Ohio
Alliance



11 Trent Jones*
LHP, L-R
6-3, 190, So.
Massillon, Ohio
Jackson



12 Brent Todys***
C, R-R
5-9, 185, R-Sr.
Westerville, Ohio
North
Andrew College



14 Nate Karaffa**
INF, R-R
6-0, 175, Jr.
Toronto, Ohio
Toronto



15 Tyler Kean**
RHP, R-R
6-2, 205, Jr.
Springboro, Ohio
Springboro




16 Wyatt Loncar**
RHP, R-R
6-6, 230, Jr.
Pacific Palisades, Calif.
Palisades




17 TJ Brock***
RHP, R-R
6-1, 200, Sr.
Cincinnati, Ohio
IMG Academy



19 Tim Baird
RHP, R-R
6-2, 195, R-Fr.
North Royalton, Ohio
North Royalton




20 Nolan Clegg***
OF, R-R
6-2, 195, So.
Toronto, Ohio
Toronto



21 Caden Kaiser*
OF/1B, L-L
6-1, 196, R-So.
Lewis Center, Ohio
Olentangy



24 Mitchell Okuley
OF, L-R
6-1, 197, Jr.
Powell, Ohio
Olentangy Liberty



26 Nate Haberthier*
RHP, R-R
6-5, 245, So.
West Chester, Ohio
Lakota East



27 Aaron Funk
RHP, R-R
6-5, 225, Grad.
Lawrence, Kan.
Lawrence Free State



29 Archer Brookman
RHP, R-R
6-1, 212, Jr.
Pointe-Claire, Quebec
John Rennie
Seminole State College



28 Trey Lipsey
OF, L-R
6-2, 185, Fr.
Southfield, Mi.
Birmingham Grove
College



31 Will Pfennig***
RHP, R-R
6-0, 190, Sr.
Mason, Ohio
Mason



32 Trey Pancake
C, R-R
5-9, 165, Fr.
Negley, Ohio
South Range



34 Isaiah Coupet*
LHP, L-L
6-1, 200, So.
Flossmoor, Illinois
Homewood



36 Mitch Milheim***
LHP, L-L
6-0, 205, Sr.
Powell, Ohio
Olentangy Liberty



37 Griffan Smith****
LHP, L-L
6-2, 215, R-Sr.
Cincinnati, Ohio
CHCA



38 Blayne Robinson
1B, L-L
6-5, 220, R-So.
Defiance, Ohio
Defiance



39 Jacob Gehring
RHP, R-R
6-1, 225, Fr.
Canfield, Ohio
South Range



42 Tyler Bettorini
INF, L-R
5-11, 175, Fr.
Wooster, Ohio
Wooster



43 Jake Johnson
INF, R-R
5-11, 200, Fr.
Medina, Ohio
Medina



44 Casey Maniglia
RHP, R-R
6-2, 210, R-Jr.
Solon, Ohio
Solon



45 Jace Middleton
RHP, L-R
6-4, 208, Fr.
Lewis Center, Ohio
Olentangy



50 Ethan Hammerberg**
RHP, L-R
6-5, 250, Jr.
Upper Arlington, Ohio
Upper Arlington



53 Garrett Peters
LHP, L/L
6-0, 190, R-Fr.
Springfield, Ohio
Northeastern



54 Drew Bachman
LHP, L/L
6-3, 190, Fr.
West Chester, Ohio
Lakota East



55 Hank Thomas
OF/1B, L-R
6-4, 200, /So.
Oxford, Ohio
St. Xavier/
Georgia Tech

2022 SCHEDULE

DATE	OPPONENT/EVENT	CITY	STADIUM	TIME (ET)
FEBRUARY				
Snowbird Classic				
18	vs. BYU	Port Charlotte, Fla.	North Charlotte Regional Park	4 p.m.
19	vs. Indiana State	Port Charlotte, Fla.	North Charlotte Regional Park	12 p.m.
20	vs. Indiana State	Port Charlotte, Fla.	North Charlotte Regional Park	3:30 p.m.
21	vs. BYU	Port Charlotte, Fla.	North Charlotte Regional Park	12:30 p.m.
25	at Texas State	San Marcos, Texas	Bobcat Ballpark	7 p.m.
26	at Texas State	San Marcos, Texas	Bobcat Ballpark	3:30 p.m.
27	at Texas State	San Marcos, Texas	Bobcat Ballpark	1 p.m.
MARCH				
Armed Forces Invitational				
4	vs. Campbell	Fayetteville, N.C.	Segra Stadium	5 p.m.
5	vs. Pittsburgh	Fayetteville, N.C.	Segra Stadium	1 p.m.
6	vs. Army	Fayetteville, N.C.	Segra Stadium	12 p.m.
11	at West Virginia	Morgantown, W.V.	Monongalia County Ballpark	6 p.m.
12	at West Virginia	Morgantown, W.V.	Monongalia County Ballpark	2 p.m.
13	at West Virginia	Morgantown, W.V.	Monongalia County Ballpark	1 p.m.
16	at UNC Wilmington	Wilmington, N.C.	Brooks Field	6 p.m.
18	at UNC Wilmington	Wilmington, N.C.	Brooks Field	6 p.m.
19	at UNC Wilmington	Wilmington, N.C.	Brooks Field	4 p.m.
20	at UNC Wilmington	Wilmington, N.C.	Brooks Field	1 p.m.
22	Wright State	Columbus, Ohio	Nick Swisher Field at Bill Davis Stadium	6:05 p.m.
25	at Purdue*	West Lafayette, Ind.	Alexander Field	4 p.m.
26	at Purdue*	West Lafayette, Ind.	Alexander Field	2 p.m.
27	at Purdue*	West Lafayette, Ind.	Alexander Field	1 p.m.
30	Toledo	Columbus, Ohio	Nick Swisher Field at Bill Davis Stadium	6:05 p.m.
APRIL				
1	Nebraska*	Columbus, Ohio	Nick Swisher Field at Bill Davis Stadium	6:05 p.m.
2	Nebraska*	Columbus, Ohio	Nick Swisher Field at Bill Davis Stadium	3:05 p.m.
3	Nebraska*	Columbus, Ohio	Nick Swisher Field at Bill Davis Stadium	1:05 p.m.
5	Youngstown State	Columbus, Ohio	Nick Swisher Field at Bill Davis Stadium	6:05 p.m.
8	Michigan State*	Columbus, Ohio	Nick Swisher Field at Bill Davis Stadium	6:05 p.m.
9	Michigan State*	Columbus, Ohio	Nick Swisher Field at Bill Davis Stadium	3:05 p.m.
10	Michigan State*	Columbus, Ohio	Nick Swisher Field at Bill Davis Stadium	1:05 p.m.
12	at Dayton	Dayton, Ohio	Day Air Ballpark	7 p.m.
15	Maryland*	College Park, Md.	Capital One Field at Maryland Stadium	6:30 p.m.
16	Maryland*	College Park, Md.	Capital One Field at Maryland Stadium	2 p.m.
17	Maryland*	College Park, Md.	Capital One Field at Maryland Stadium	1 p.m.
19	Marshall	Columbus, Ohio	Nick Swisher Field at Bill Davis Stadium	6:05 p.m.
22	Michigan*	Ann Arbor, Mich.	Ray Fisher Stadium	6 p.m.
23	Michigan*	Ann Arbor, Mich.	Ray Fisher Stadium	2 p.m.
24	Michigan*	Ann Arbor, Mich.	Ray Fisher Stadium	1 p.m.
29	Rutgers*	Columbus, Ohio	Nick Swisher Field at Bill Davis Stadium	6:05 p.m.
30	Rutgers*	Columbus, Ohio	Nick Swisher Field at Bill Davis Stadium	3:05 p.m.
MAY				
1	Rutgers*	Columbus, Ohio	Nick Swisher Field at Bill Davis Stadium	1:05 p.m.
4	at Kent State	Kent, Ohio	Dix Stadium	6 p.m.
6	at Northwestern*	Evanston, Ill.	Ryan Field	4 p.m.
7	at Northwestern*	Evanston, Ill.	Ryan Field	3 p.m.
8	at Northwestern*	Evanston, Ill.	Ryan Field	2 p.m.
10	Campbell	Columbus, Ohio	Nick Swisher Field at Bill Davis Stadium	6:05 p.m.
11	Campbell	Columbus, Ohio	Nick Swisher Field at Bill Davis Stadium	6:05 p.m.
13	Penn State*	Columbus, Ohio	Nick Swisher Field at Bill Davis Stadium	6:05 p.m.
14	Penn State*	Columbus, Ohio	Nick Swisher Field at Bill Davis Stadium	3:05 p.m.
15	Penn State*	Columbus, Ohio	Nick Swisher Field at Bill Davis Stadium	1:05 p.m.
17	Cincinnati	Columbus, Ohio	Nick Swisher Field at Bill Davis Stadium	6:05 p.m.
19	USC Upstate	Columbus, Ohio	Nick Swisher Field at Bill Davis Stadium	6:05 p.m.
20	USC Upstate	Columbus, Ohio	Nick Swisher Field at Bill Davis Stadium	6:05 p.m.
21	USC Upstate	Columbus, Ohio	Nick Swisher Field at Bill Davis Stadium	1:05 p.m.

All times Eastern, subject to change. *Indicates B1G game.

GREG BEALS

HEAD COACH | 12TH SEASON



GREG BEALS QUICK FACTS...

FULL NAME: Greg Beals
HOMETOWN: Springfield, Ohio
HIGH SCHOOL: Kenton Ridge
ALMA MATER: Kent State, 1995

COACHING CAREER:
 The Ohio State University, Columbus, Ohio:
 Head Coach, 12th season:
 325-258-1

Ball State University, Muncie, Ind.:
 Head Coach, eight seasons: 243-202

Kent State University, Kent, Ohio:
 Assistant Coach, nine seasons

PLAYING CAREER
 Kent State University, Kent, Ohio.:
 Three-time All-MAC honorable mention
 from 1989-91. Led the Golden Flashes in
 runs scored (42) and triples (4) in 1990.
 Batted .306 in collegiate career. Drafted in
 the 22nd round of the 1991 MLB Draft by
 the New York Mets. Played three seasons
 professionally, reaching high Class-A and
 playing on division-winning teams in each
 season.

EDUCATION
 Bachelor's degree in 1995 and master's
 degree in 1999.

GREG BEALS, A SPRINGFIELD, OHIO, NATIVE WITH 26 YEARS OF COACHING EXPERIENCE IS INTO HIS 12TH SEASON AS HEAD COACH OF THE OHIO STATE BUCKEYES. He holds a 568-460-1 career record and is 325-258-1 overall record at Ohio State. Beals has guided the Buckeyes to three NCAA Regional appearances in the last six years and has led the Scarlet and Gray to two Big Ten Tournament titles (2016 and 2019). The Ohio State University Board of Trustees approved a three-year contract extension for Beals that will keep him in the dugout as head coach of the Buckeyes four more seasons and at least through the 2023 baseball season.

Beals' program culture at Ohio State stresses elite preparation, competitive toughness and brotherhood, which prepares young men for life after baseball and develops talents for the next level. In a shortened 2020 season, Beals, who earned his 300th victory at the helm of the Buckeyes at Lipscomb Feb. 28, saw his Buckeye pitching staff lead the nation with 12.7 strikeouts per nine innings. Junior catcher Dillon Dingler, named a Collegiate Baseball Third Team All-American, was selected with the opening pick of the second round of the 2020 Major League Baseball Draft by the Detroit Tigers, becoming the 24th Buckeye selected in the MLB Draft under Beals.

The 2021 season of Big Ten games only saw the Buckeye pitchers again lead the conference in strikeouts per nine innings at 11.0 and finish 9th nationally. Garrett Burhenn was tied for the Big Ten lead with seven victories and TJ Brock was second with nine saves. The highlight of the season was a brilliant 17-strikeout, two-hit, shutout by Seth Lonsway against Indiana on April 3. Burhenn and Lonsway were two of five Buckeyes who garnered All-Big Ten honors on the year. Freshman Kade Kern had a great first season, leading the team in hitting at .325 and earning Freshman All-American honors. The summer following the season was special as well as Burhenn, Lonsway and Jack Neely were all selected in the Top 11 rounds of the MLB draft.

The 2019 Buckeyes went on a remarkable run to the Big Ten tournament title in Omaha, Neb., this past May, becoming the lowest seed ever to win the league tournament (No. 7 seed). This was the eighth Big Ten tournament appearance in Beals' nine seasons and the

36 wins in 2019 were the second-most victories in the Beals' era. Dominic Canzone was drafted in the 8th round by the Arizona Diamondbacks, while Andrew Magno was selected in the 15th round by the Detroit Tigers. Canzone and Magno were each named third team All-Americans. Seth Lonsway and Zach Dezenzo each earned Freshman All-America honors. In all, six Buckeyes were named to All-Big Ten teams. Magno was named the Big Ten Tournament's Most Outstanding Player.

The 2018 Buckeyes made it back to a NCAA Regional and finished with a 36-24 overall record and 14-10 mark in Big Ten play. According to Baseball America, the 2018 season was the fourth-best turnaround in the country after the 2017 Buckeyes finished with a 22-34 record. The Buckeyes advanced to the Big Ten Tournament for the seventh time under Beals and advanced to the semifinals in Omaha, Neb., after winning two straight elimination games at TD Ameritrade Park. Three Buckeyes were taken in the 2018 MLB Draft. Junior pitcher Ryan Feltner was picked in the fourth round by the Colorado Rockies, marking the fifth Buckeye to be selected in the Top 10 rounds under Beals. Junior catcher Jacob Barnwell was selected in the 22nd round by the Colorado Rockies and junior pitcher Connor Curllis was picked in the 24th round by the Cincinnati Reds. Senior pitcher Seth Kinker became the 51st Buckeye to be named an All-American. He was named to the second team list by Collegiate Baseball. Kinker also was selected as a NCBWA Stopper of the Year Finalist and a Senior CLASS Award Finalist. Under Beals, six Buckeyes picked up All-Big Ten honors. Senior Noah McGowan was named a first team selection, Kinker and sophomore Dominic Canzone were second team honorees and senior Tyler Cowles and sophomore Conner Pohl earned third team laurels. Dillon Dingler was named to the Big Ten All-Freshman team. Beals hit the 500-win mark in his coaching career after a 4-2 win over Purdue Friday, May 11 at Bill Davis Stadium.

The 2016 season was one for the record books in Beals' sixth year at the helm of the Scarlet and Gray. He guided a talented

GREG BEALS YEARLY RECORDS

Year	School	Record	Conference	Postseason
2003	Ball State	36-21	17-10	
2004	Ball State	28-28	14-10	
2005	Ball State	38-18	17-5	
2006	Ball State	38-22	16-9	NCAA Tournament
2007	Ball State	20-34	8-19	
2008	Ball State	28-25	12-11	
2009	Ball State	26-25	14-10	
2010	Ball State	29-29	19-8	
2011	Ohio State	26-27	13-11	
2012	Ohio State	33-27	11-13	
2013	Ohio State	35-23	15-9	
2014	Ohio State	30-28	10-14	
2015	Ohio State	35-20	13-11	
2016	Ohio State	44-20-1	15-9	NCAA Tournament
2017	Ohio State	22-34	8-16	
2018	Ohio State	36-24	14-10	NCAA Tournament
2019	Ohio State	36-27	12-12	NCAA Tournament
2020	Ohio State	6-8	0-0	
2021	Ohio State	22-20	22-20	
OVERALL		568-460-1 (.553)	250-207 (.547)	
OVERALL		W-L-T	Pct.	
Ohio State (Eleven years)		325-258-1	.557	
Ball State (Eight years)		243-202	.546	
CONFERENCE		W-L	Pct.	
Big Ten (Eleven years)		133-125	.516	
Mid-American (Eight years)		117-82	.588	

NCAA REGIONALS

2006: Lexington Regional | 2016: Louisville Regional | 2018: Greenville Regional | 2019 Nashville Regional

and dynamic Buckeye squad to one of the top seasons in Ohio State baseball history. The team finished with a 44-20-1 overall record and won the program's ninth Big Ten tournament before making its 20th all-time NCAA Tournament appearance in the Louisville Regional. Under Beals, the 2016 Buckeyes became the first team in school history to go 5-0 vs. Michigan in a single season. A Big Ten-best six Buckeyes were taken in the 2016 MLB Draft. Ronnie Dawson was selected in the second round by the Houston Astros. Dawson became the first All-American since 2013 and 50th in Ohio State history, leading the Buckeyes to a remarkable four-consecutive wins in elimination games in the Big Ten Tournament in Omaha, Neb., to be named tournament MVP. Troy Montgomery was taken in the eighth round by the Los Angeles Angels of Anaheim followed by Jacob Bosiokovic (19th round; Colorado Rockies), Michael Horejsei (21st round; Chicago White Sox), Nick Sergakis (23rd round, New York Mets) and Tanner Tully (26th round, Cleveland Indians). The six picks tied the 1998 team record for second-most in school history. With Beals, Ohio State finished with 44 wins tied for fifth on the OSU single-season wins list. The squad broke school records for stolen bases (101) and strikeouts by a staff (495) in a single season. The Buckeyes powered their way to 133 doubles (fourth-most in school history) and 57 home runs, the most by a Buckeye squad in seven years. The team's memorable run through the Big Ten Tournament broke multiple records, including strikeouts by a staff (44), innings pitched (55.0) and tied the tournament record for steals (13). Under Beals, the Buckeyes got hot at the right time, going 16-4 in the month of May, while defending their home turf at Bill Davis Stadium with 23 victories on the year (fifth-most in school history). Dawson, Sergakis and Tully were each named first team All-Big Ten selections, while five Buckeyes were named to the BIG All-Tournament team. Beals also claimed his 200th win at Ohio State during the Big Ten Tournament in a 3-2 extra-inning victory over Michigan State at TD Ameritrade Park May 29, 2016.

In 2017, the Buckeyes finished 22-34 overall in 2017. Freshman Dominic Canzone garnered third team All-Big Ten honors after leading the Buckeyes at the plate with a .343 average. Beals and his staff continued to develop on the professional end as three members were selected in the 2017 MLB Draft. Shea Murray was selected in the 18th round of the 2017 Major League Baseball Draft by the Pittsburgh Pirates. In addition, Jalen Washington and Tre Gantt were also picked. Washington was taken in the 29th round by the San Diego Padres while Gantt was also selected in the 29th round by the Cleveland Indians.

In his first season in Columbus, Beals guided the Buckeyes to a 26-27 overall record, 13-11 in Big Ten Conference play, to earn a No. 4 seed in the Big Ten Tournament. Under his tutelage freshman 1B/RHP Josh Dezse garnered Big Ten Freshman of the Year honors and garnered Freshman All-America Laurels from the NCBWA and Collegiate Baseball. Along with Dezse, three other Buckeyes earned All-Big Ten honors including senior right-hander Drew Rucinski and freshmen Tim Wetzel and Greg Greve. In 2012, Beals led the Buckeyes to a 33-27 record and a second Big Ten Tournament appearance in as many seasons. Under Beals' guidance, right-hander Jaron Long was named first team All-Big Ten and another right-hander, John Kuchno, was drafted in the 18th round of the 2012 MLB Draft by the Pittsburgh Pirates.

Six years ago, Ohio State went 35-23 and earned the No. 2 seed in the Big Ten Tournament after going 15-9 in conference play in the third season under Beals. Sophomore closer Trace Dempsey garnered All-America honors and was named first team All-Big Ten along with senior shortstop Kirby Pellant. Senior right-hander Brad Goldberg was taken in the 10th round of the 2013 MLB Draft by the Chicago White Sox while senior right-hander Brett McKinney was selected in the 19th round by the Pittsburgh Pirates and Pellant was picked in the 26th round by the Los Angeles Angels of Anaheim.

In 2015, Ohio State advanced to the Big Ten Tournament for the fifth-consecutive year and posted a 35-20 overall record and 13-11 mark in Big Ten play. For Buckeyes were selected to All-Big Ten honors, including first team selection Pat Porter, while Troy Montgomery was a second team honoree. Ryan Riga was named to the third-team list and Adam Niemeyer earned all-freshmen honors. Ohio State had a strong showing on draft day as five Buckeyes were selected in the 50th first-year draft. Travis Lakins went in the sixth round by the Boston Red Sox followed by Riga (13th, Chicago White Sox) and Porter (15th, Houston Astros). Beals also hit the 400-win milestone in his coaching career in a road win at Cincinnati May 6, 2015.

Beals led Ball State to a 243-202 record in his eight seasons as coach with three seasons of 36-or-more victories. After setting the school record for a first-year coach with 36 wins in 2003, Beals led the Cardinals to consecutive 38-win seasons, including the NCAA Regional appearance in 2006 – Ball State's first NCAA Regional since 1969 – and to MAC West Division crowns in 2003, 2005 and 2009.

His teams were 2-2 vs. Ohio State. They were 4-1 vs. Indiana, 5-4 vs. Purdue and a respectable 5-8 vs. Louisville. They were also known to play any team anywhere, including series vs. Arkansas, Miami (Fla.), Missouri and Vanderbilt on the road.

Beals' abilities as a recruiter – in terms of finding and then developing talent – have yielded most impressive results. He watched 21 of his Ball State players get selected in the Major League Baseball First Year Player Draft, including four players in 2006 and three players in both 2009 and 2010.

Beals looked on as his 2010 first team All-American utility player – Kolbrin Vitek, from Bryan, Ohio – was selected with the 20th pick of the first round by the Boston Red Sox and third-year sophomore pitcher Perci Garner, from Dover, Ohio, was chosen in the second round by the Philadelphia Phillies. A third Cardinal – Zach Dygert – was selected in the 22nd round by the Houston Astros.

Prior to his position at Ball State, he was an assistant coach for nine seasons at his alma mater, Kent State. He was a part of three Golden Flash teams to make an NCAA Regional – 1994, 2001 and 2002 – and three that won MAC championships. He also worked with 21 players who would sign professional contracts and 17 who would be named to the MAC all-academic team.

Beals, who spent three seasons in the New York Mets' farm system after his playing career at Kent State, attended Kenton Ridge High School in Springfield, Ohio, where he played baseball under Coach Tom Randall, a member of the Ohio High School Baseball Coaches' Association Hall of Fame.

GREG BEALS ALL-TIME VS. OPPONENTS

Akron.....	18-7	Miami (Ohio).....	11-9
Alabama-Birmingham.....	9-13	Michigan.....	17-15
Albany.....	1-0	Michigan State.....	14-17
Anderson.....	2-0	Middle Tennessee.....	1-1
Arkansas.....	1-2	Minnesota.....	11-16
Army.....	1-1	Missouri.....	1-3
Auburn.....	1-0	Morehead State.....	4-0
Austin Peay.....	5-2	Mount St. Mary's.....	2-0
Ball State.....	1-3	Murray State.....	2-1
Belmont.....	0-2	Nebraska.....	15-15
Bethune-Cookman.....	6-2	New Mexico State.....	2-2
Boston College.....	0-1	Niagara.....	1-0
Bowling Green.....	14-11	Nicholls State.....	1-0
Bryant.....	2-1	Northern Illinois.....	15-7
Bucknell.....	1-0	Northern Kentucky.....	4-1
Buffalo.....	7-1	North Carolina A&T.....	5-0
Butler.....	3-2	North Carolina.....	0-2
BYU.....	0-1	North Florida.....	3-3
California.....	0-2	Northwestern.....	17-10
Cal State Bakersfield.....	1-2	Notre Dame.....	2-7
Cal State Northridge.....	3-0	Oakland.....	3-1
Campbell.....	3-2	Ohio.....	16-9
Canisius.....	1-1	Ohio State.....	2-2
Central Florida.....	1-0	Oklahoma.....	1-0
Central Michigan.....	16-13	Oklahoma St.....	2-3
Charleston Southern.....	3-0	Oral Roberts.....	1-0
Chicago State.....	3-1	Oregon.....	1-5
Cincinnati.....	5-8	Oregon State.....	1-4
Coastal Carolina.....	3-12	Penn State.....	21-9
Col. of Charleston.....	0-2	Pittsburgh.....	5-2
Connecticut.....	2-1	Presbyterian.....	1-0
Dayton.....	5-2	Purdue.....	26-13
Delaware.....	1-0	Radford.....	1-0
Detroit.....	3-0	Rider.....	2-0
Duke.....	2-1	Rutgers.....	8-7
East Carolina.....	0-1	Saint Louis.....	1-0
Eastern Michigan.....	15-17	Seattle.....	2-1
East Tennessee State.....	1-1	Seton Hall.....	6-0
Evansville.....	4-3	Siena.....	3-0
Fairfield.....	2-0	South Carolina.....	0-1
Florida Atlantic.....	2-3	South Dakota St.....	2-0
FGCU.....	2-2	South Florida.....	0-1
Fresno State.....	0-1	Southern Illinois.....	1-1
Furman.....	2-4	Southern Miss.....	1-0
George Mason.....	1-0	St. Louis.....	1-0
Georgetown.....	2-1	St. John's.....	2-0
Georgia Tech.....	2-9	St. Joseph's.....	0-2
Harvard.....	3-0	Stetson.....	0-3
Hawaii.....	3-1	Terre Haute.....	0-1
High Point.....	1-4	Texas A&M Corpus Christi.....	0-2
Hofstra.....	3-0	Texas Tech.....	0-1
Huntington.....	1-0	The Citadel.....	1-0
Illinois.....	13-16	Toledo.....	17-10-1
Illinois State.....	4-5	Towson.....	0-1
Indiana.....	19-21	UNCG.....	1-2
Indianapolis.....	1-0	UNC Wilmington.....	3-1
Indiana State.....	7-4	UNLV.....	2-2
Indiana Tech.....	3-0	Utah.....	2-2
Iowa.....	14-16	Valparaiso.....	4-0
IPFW.....	6-0	Vanderbilt.....	1-7
Kansas State.....	1-1	Villanova.....	1-0
Kent State.....	10-7	Wake Forest.....	2-1
Kentucky.....	1-1	West Virginia.....	1-1
LaSalle.....	0-2	Western Carolina.....	0-1
Las Vegas.....	1-2	Western Kentucky.....	3-0
Lehigh.....	1-0	Western Michigan.....	20-9
LeMoyné.....	1-1	William & Mary.....	0-1
Liberty.....	3-1	Wisconsin-Milwaukee.....	2-0
Lipscomb.....	6-5	Wofford.....	0-1
Long Island.....	1-0	Wright State.....	6-3
Louisville.....	6-13	Xavier.....	8-5
Marist.....	1-0	Yale.....	1-0
Marshall.....	5-3	Youngstown State.....	5-0
Maryland.....	6-14		
McNeese.....	1-0		
Mercer.....	0-1		
Miami (Fla.).....	0-3		



MATT ANGLE

ASSISTANT COACH/RECRUITING COORDINATOR | FOURTH SEASON

- Coach Angle is in his fourth season as assistant coach and sixth overall with the Ohio State baseball program. Angle handles all recruiting along with instructing the Buckeye hitters and outfielders.
- Previously, Angle was the team's volunteer video coordinator for four seasons.
- As volunteer video coordinator, Angle helped the Buckeyes to 2016 Big Ten Tournament title and NCAA Regional appearances in both 2016 and 2018.
- A native of Columbus, Ohio, was a two-time All-Big Ten selection and 2007 team captain. In just three seasons, he is listed in multiple career batting categories in the Ohio State record book, including third in stolen bases (60), 14th in batting average (.351), 16th in runs scored (151) and 24th in hits (209). After earning All-Big Ten Tournament honors as a freshman in 2005, Angle led the Buckeyes to the Big Ten Tournament title as a junior in 2007 with a team-high .366 average. He helped the Scarlet and Gray to NCAA Regional appearances in both 2005 and 2007.
- Angle was drafted in the seventh round by the Baltimore Orioles and played nine professional seasons with the Orioles, Dodgers, Marlins and Athletics.
- Angle resides in Upper Arlington with his wife Jaclyn, and daughter, Payton.



DAN DELUCIA

PITCHING COACH | THIRD SEASON

- Former Ohio State left-hander Dan DeLucia is in his first season as the Buckeyes' pitching coach after spending six as Ohio State's volunteer assistant coach.
- DeLucia concluded his Buckeye career in 2008 after earning four letters, was a first team All-Big Ten selection in 2006 and was a 35th-round selection of the Detroit Tigers in 2008.
- For his Buckeye career, DeLucia posted a 24-13 record and 3.91 ERA in 3171 innings pitched. He started 52 times and limited opposing batters to a .263 batting average. After graduating with a degree in finance, DeLucia went on to pitch in three minor league seasons with the Tigers and Blue Jays organizations.
- DeLucia ranks near the top of many of the Buckeyes' pitching records, sitting fifth with 3171 innings pitched, tied for 11th with 24 wins and tied for 16th with a 3.91 ERA.
- He is the only three-time captain in program history.
- He has a wife, Carly, sons, James and Luke, and daughters, Gracie and Hannah, and they reside in Upper Arlington.



MATT CARPENTER

VOLUNTEER ASSISTANT COACH | SECOND SEASON

- Former Ohio State infielder Matt Carpenter is in his second season as the volunteer assistant coach.
- Carpenter duties including coaching the Buckeyes' infielders along with first-base coach responsibilities.
- Appeared in 74 games for the Buckeyes from 2017-20, mostly at second base
- His best season was in 2019 when he hit .257 with eight doubles and 15 RBI over 42 games with 41 starts
- Was a four-time Academic All-Big Ten

2021 OHIO STATE BASEBALL OVERALL STATISTICS

Record: 22-20 Home: 13-7 Away: 4-8 Neutral: 5-5 Conference: 22-20

Player	avg	gp-gs	ab	r	h	2b	3b	hr	rbi	tb	slg%	bb	hp	so	gdp	ob%	sf	sh	sb-att	po	a	e	fld%	
Kern, Kade	.325	42-42	160	22	52	10	1	2	30	70	.438	18	2	36	3	.391	4	0	9-11	85	1	1	.989	
Dezenzo, Zach	.302	42-42	169	35	51	11	2	9	31	93	.550	18	4	47	3	.382	0	0	0-1	42	93	12	.918	
Pohl, Conner	.268	42-42	157	29	42	10	0	13	36	91	.580	20	4	32	2	.365	0	0	4-6	302	26	5	.985	
Todys, Brent	.267	35-34	131	18	35	9	0	2	20	50	.382	13	0	28	3	.329	2	1	1-2	291	22	1	.997	
Bauer, Colton	.241	33-30	108	16	26	4	2	2	13	40	.370	16	2	29	6	.346	1	0	0-2	47	73	7	.945	
Erwin, Nick	.238	38-38	126	24	30	3	3	0	16	39	.310	18	3	23	3	.345	1	4	1-2	23	60	6	.933	
Okuley, Mitchell	.214	42-39	154	30	33	8	0	7	19	62	.403	19	5	47	1	.318	1	2	3-3	80	0	0	1.000	
Brookman, Archer	.211	23-22	71	12	15	2	0	4	9	29	.408	11	2	19	1	.333	0	1	1-2	143	20	0	1.000	
Ernst, Marcus	.205	32-24	83	9	17	5	0	0	5	22	.265	14	2	22	1	.333	0	2	5-6	29	19	3	.941	
Wilson, Sam	.198	34-32	126	14	25	8	0	3	14	42	.333	15	3	43	2	.299	0	2	3-4	5	0	0	1.000	
Karaffa, Nate	.184	18-15	49	6	9	1	0	1	6	13	.265	3	3	22	0	.268	1	1	1-2	20	18	0	1.000	

Seymour, Scottie	.185	12-7	27	4	5	1	2	0	2	10	.370	5	0	17	0	.313	0	0	0-0	11	0	0	1.000	
Clegg, Nolan	.182	10-3	11	1	2	0	0	0	1	2	.182	4	0	5	0	.400	0	0	0-0	9	0	0	1.000	
Kaiser, Caden	.143	14-8	28	5	4	0	0	0	1	4	.143	4	0	12	1	.242	1	0	1-1	4	0	0	1.000	
Hughes, Aaron	.000	7-0	3	0	0	0	0	0	0	0	.000	0	1	3	0	.250	0	0	0-0	0	0	2	.000	
Totals	.247	42	1403	225	346	72	10	43	203	567	.404	178	31	385	26	.342	11	13	29-42	1109	389	46	.970	
Opponents	.242	42	1400	226	339	62	3	42	199	533	.381	185	68	452	16	.357	7	20	83-98	1103	405	44	.972	

LOB - Team (308), Opp (345). DPs turned - Team (20), Opp (39). IBB - Team (4), Kern 2, Pohl 2, Opp (3). Picked off - Dezenzo 1, Okuley 1, Kern 1, Clegg 1, Wilson 1, Pohl 1.

(All games Sorted by Earned run avg)

Player	era	w-l	app	gs	cg	sho	sv	ip	h	r	er	bb	so	2b	3b	hr	b/avg	wp	hp	bk	sfa	sha		
Brock, TJ	2.08	0-1	19	0	0	0/0	9	21.2	15	5	5	16	33	2	1	0	.197	7	5	1	0	1		
Coupet, Isaiah	3.63	0-3	9	1	0	0/0	1	17.1	17	12	7	6	29	2	0	2	.246	3	1	0	0	2		
Burhenn, Garrett	3.81	7-2	13	13	1	0/0	0	80.1	73	36	34	27	91	10	1	7	.241	3	11	0	1	0		
Gahm, Joe	4.26	1-0	13	0	0	0/0	0	6.1	9	3	3	5	9	1	0	1	.310	0	1	0	0	0		
Lonsway, Seth	4.37	3-5	12	12	1	1/1	0	68.0	40	35	33	43	98	10	1	6	.167	12	12	0	2	1		
Root, Bayden	5.64	3-1	15	0	0	0/0	1	22.1	28	19	14	11	27	8	0	2	.311	3	8	0	2	4		
Smith, Griffan	5.79	1-0	10	1	0	0/0	0	18.2	20	12	12	4	16	3	0	6	.278	2	2	0	0	1		
Neely, Jack	6.10	2-3	12	9	0	0/0	0	41.1	35	28	28	24	62	3	0	9	.229	3	13	0	0	1		
Murphy, Patrick	6.57	3-1	15	0	0	0/0	0	24.2	27	19	18	12	23	6	0	2	.276	3	1	0	0	3		
Pfennig, Will	6.82	1-3	10	5	0	0/1	0	33.0	31	28	25	13	26	10	0	5	.252	3	4	1	1	3		

Jones, Trent	0.00	0-0	4	0	0	0/0	0	2.2	3	2	0	0	2	1	0	0	.273	2	0	0	0	1		
Kean, Tyler	0.96	1-0	6	0	0	0/0	0	9.1	8	2	1	9	7	2	0	0	.229	1	1	0	0	0		
Loncar, Wyatt	2.70	0-0	4	0	0	0/0	0	6.2	5	2	2	3	5	0	0	0	.227	2	3	1	1	0		
Hammerberg, Ethan	6.35	0-0	6	0	0	0/0	0	5.2	5	4	4	6	9	1	0	0	.227	4	1	1	0	1		
Milheim, Mitch	6.75	0-0	3	0	0	0/0	0	2.2	2	2	2	2	5	0	0	0	.222	2	3	0	0	2		
Vance, Jake	13.50	0-0	1	0	0	0/0	0	0.2	2	1	1	1	0	1	0	0	.500	0	0	0	0	0		
Haberthier, Nate	14.04	0-1	6	1	0	0/0	0	8.1	19	16	13	3	10	2	0	2	.422	4	2	0	0	0		
Totals	4.92	22-20	42	42	2	2/1	11	369.2	339	226	202	185	452	62	3	42	.242	54	68	4	7	20		
Opponents	4.70	20-22	42	42	0	7/7	9	367.2	346	225	192	178	385	72	10	43	.247	35	31	1	11	13		

PB - Team (13), Todys 10, Brookman 3, Opp (6). Pickoffs - Team (8), Burhenn 3, Pfennig 2, Lonsway 1, Haberthier 1, Neely 1, Opp (6). SBA/ATT - Todys (52-59), Brookman (31-33), Lonsway (24-29), Burhenn (17-20), Neely (10-13), Root (6-6), Gahm (5-6), Murphy (4-5), Coupet (4-4), Loncar (4-4), Hammerberg (4-4), Brock (2-2), Pfennig (2-2), Smith (0-2), Haberthier (1-1).

2021 OHIO STATE BASEBALL RESULTS

Date	Opponent	Score	Inns	Overall	Conference	Pitcher of record	Attend	Time
1* Mar 05, 2021	vs Illinois	w 6-3	(13)	1-0-0	1-0-0	Root (W 0-1)	306	4:09
1* Mar 06, 2021	vs Illinois-1	w 6-5	(9)	2-0-0	2-0-0	Kean (W 1-0)	-	3:36
1* Mar 06, 2021	vs Illinois-2	w 12-6	7	3-0-0	3-0-0	Neely (W 1-0)	417	2:34
1* Mar 07, 2021	vs Illinois	L 0-8	9	3-1-0	3-1-0	Pfennig (L 0-1)	215	2:45
2* Mar 12, 2021	vs Iowa	L 0-4	9	3-2-0	3-2-0	Lonsway (L 0-1)	250	2:47
2* Mar 12, 2021	vs Nebraska	L 4-10	9	3-3-0	3-3-0	Burhenn (L 0-1)	250	2:34
2* Mar 13, 2021	vs Iowa	w 7-4	9	4-3-0	4-3-0	Murphy (W 1-0)	50	2:57
2* Mar 14, 2021	vs Nebraska	w 6-4	9	5-3-0	5-3-0	Root (W 2-0)	250	2:24
* Mar 20, 2021	at Rutgers	L 5-6	(11)	5-4-0	5-4-0	Root (L 0-1)	0	3:42
* Mar 21, 2021	at Rutgers	L 0-2	9	5-5-0	5-5-0	Lonsway (L 0-2)	0	2:21
* Mar 22, 2021	at Rutgers	w 4-1	9	6-5-0	6-5-0	Murphy (W 2-0)	0	2:49
* Mar 26, 2021	IOWA	w 8-2	9	7-5-0	7-5-0	Burhenn (W 1-1)	205	2:42
* Mar 27, 2021	IOWA	L 1-5	9	7-6-0	7-6-0	Lonsway (L 0-3)	251	2:33
* Mar 28, 2021	MARYLAND	w 5-4	9	8-6-0	8-6-0	Root (W 3-1)	180	3:03
* Mar 29, 2021	MARYLAND	L 3-9	9	8-7-0	8-7-0	Pfennig (L 0-2)	107	2:49
* Apr 02, 2021	INDIANA	w 3-2	9	9-7-0	9-7-0	Burhenn (W 2-1)	171	2:44
* Apr 03, 2021	INDIANA-1	w 6-0	7	10-7-0	10-7-0	Lonsway (W 1-3)	286	1:40
* Apr 03, 2021	INDIANA-2	w 5-2	9	11-7-0	11-7-0	Smith (W 1-0)	286	2:36
* Apr 04, 2021	INDIANA	w 4-3	9	12-7-0	12-7-0	Murphy (W 3-0)	215	2:50
* Apr 09, 2021	at #25 Michigan	w 7-4	9	13-7-0	13-7-0	Gahm (W 1-0)	250	3:26
* Apr 10, 2021	at #25 Michigan	L 0-7	9	13-8-0	13-8-0	Lonsway (L 1-4)	250	2:47
* Apr 11, 2021	at #25 Michigan	L 7-16	9	13-9-0	13-9-0	Neely (L 1-1)	250	4:02
* Apr 16, 2021	at Maryland	L 6-10	9	13-10-0	13-10-0	Burhenn (L 2-2)	100	2:58
* Apr 17, 2021	at Maryland	L 4-5	(10)	13-11-0	13-11-0	Brock (L 0-1)	100	2:35
* Apr 18, 2021	at Maryland	L 4-9	9	13-12-0	13-12-0	Neely (L 1-2)	100	2:37
* Apr 23, 2021	PENN STATE	w 11-6	9	14-12-0	14-12-0	Burhenn (W 3-2)	282	2:58
* Apr 24, 2021	PENN STATE	w 7-0	9	15-12-0	15-12-0	Lonsway (W 2-4)	237	2:24
* Apr 25, 2021	PENN STATE	L 6-10	9	15-13-0	15-13-0	Coupet (L 2-3)	324	2:40
* Apr 30, 2021	PURDUE	w 11-3	9	16-13-0	16-13-0	Burhenn (W 3-3)	205	3:39
* May 01, 2021	PURDUE	w 12-2	9	17-13-0	17-13-0	Lonsway (W 3-4)	305	2:49
* May 02, 2021	PURDUE	L 15-16	9	17-14-0	17-14-0	Murphy (L 4-4)	296	3:29
* May 11, 2021	at Purdue	w 5-1	9	18-14-0	18-14-0	Burhenn (W 5-2)	400	2:55
* May 14, 2021	MICHIGAN STATE	L 7-10	9	18-15-0	18-15-0	Lonsway (L 3-5)	267	3:12
* May 15, 2021	MICHIGAN STATE	L 0-2	9	18-16-0	18-16-0	Coupet (L 0-2)	289	2:21
* May 16, 2021	MICHIGAN STATE	w 7-3	9	19-16-0	19-16-0	Neely (W 2-2)	295	2:48
3* May 22, 2021	vs Nebraska	L 9-11	9	19-17-0	19-17-0	Neely (L 2-3)	150	3:11
3* May 23, 2021	vs Nebraska	L 0-9	9	19-18-0	19-18-0	Pfennig (L 0-3)	150	2:16
* May 23, 2021	at Indiana	w 3-1	9	20-18-0	20-18-0	Burhenn (W 5-3)	150	2:40
* May 24, 2021	at Indiana	L 0-2	9	20-19-0	20-19-0	Coupet (L 0-3)	150	2:02
* May 28, 2021	NORTHWESTERN	w 13-10	9	21-19-0	21-19-0	Pfennig (W 1-3)	183	3:32
* May 29, 2021	NORTHWESTERN	w 4-1	9	22-19-0	22-19-0	Burhenn (W 7-2)	270	2:53
* May 30, 2021	NORTHWESTERN	L 2-8	9	22-20-0	22-20-0	Haberthier (L 0-1)	350	3:09

* = Conference game

1 = in Greenville, S.C. (Fluor Field)

2 = in Minneapolis, Minn. (US Bank Stadium)

3 = in Bloomington, Ind.

() extra inning game

NICK SWISHER FIELD AT BILL DAVIS STADIUM

It is safe to say that we would not be enjoying the comforts of Ohio State baseball's gem of a ball park, Bill Davis Stadium, if not for the love, kindness and the benevolence of Ms. Dorothy M. Davis, who generously donated more than \$1.5 million toward the \$4.7 million final cost of the Buckeye venue.

Bill Davis Stadium is named in memory of Dorothy's late step-son, William C. "Bill" Davis. He was chairman and president of Davis Enterprises, builder and developer of commercial and residential subdivisions, and a great fan of Ohio State athletics. A member of The President's Club, Bill was a graduate of St. Charles Preparatory School in Columbus and Xavier University.

Dorothy Davis didn't realize the size of the Stadium or its magnitude when she visited the construction site in November of 1996, just one week before she would pass away from complications from a brain aneurysm. The construction, visibly impressive with the cement pillars that would support the stands reaching high into the sky, caused her to remark to Bob Todd, "I can't believe this is what we are building. I never imagined a real stadium. This is absolutely wonderful."

The stadium was renovated in November 2011, thanks to a \$500,000 donation from former Buckeye Nick Swisher, adding an artificial turf field that will give the team greater access to the field throughout the year.

"I think the field is going to be great for this program. To be able to come here and help out and pay forward with this field - I couldn't be more excited," Swisher added. "But I think more than anything, when I come back to this university it brings back memories of the good times that I experienced every day. And to say that I'm a Buckeye, I couldn't be more proud. I love this university and I love the game of baseball and there's nothing in the world I'd rather be doing. It's been such an honor for me. We've been Omaha-bound for quite some time now and I think it's time we break through and get there. I hope this field helps us get to that point."



Dimensions

A hitter's park, the stadium features dimensions of 330 feet down the lines, 370 feet to the power alleys and 400 feet to straightaway centerfield.

Seating Capacity

The stadium has 500 lower level box seats and 2,500 upper grandstand level seats. Additional bleacher seating was installed over the past year down both foul lines and with an overflow of handicapped seating, the increased capacity for the 1999 season totals 4,450.

Outer Concourse

The outer concourse is equipped with a Buckeye novelty shop, "Dugout Digs," spacious restroom facilities and a full-service concession stand.

Clubhouses

The Buckeye clubhouse, located behind the third-base dugout, is 26 feet wide by 55 feet long. The visitor's clubhouse is 26-by-44. Both feature wood paneled lockers, showers and heating and air conditioning.

Bullpens

Home and away bullpens are located just outside the fences down the first and third baselines. They feature three mounds each at field level for easy access.

Turf

The playing turf of Bill Davis Stadium is AstroTurf GameDay Grass 3D52 Extreme surface throughout the field, except for the pitcher's mound and warning track.

Warning Track

The warning track is made up of crushed red brick.

Outfield Wall

Gray padding was added from foul pole to foul pole as well as behind home plate. The foul poles were also painted neon green before the start of the 2016 campaign.

Scoreboard

The Buckeyes have a brand new scoreboard for the 2014 season. The new structure supports an OES scoreboard with a 15'x26' SACO 16mm video screen. In addition, a Meyers sound system was installed at the scoreboard to provide quality audio throughout the stadium.

Lighting

Permanent lighting was installed in late November of 1997. The light towers are 120 feet high.

Pressbox

Bill Davis Stadium has an elevator tower leading to the enclosed pressbox, located above the upper grandstand level. The working pressbox features heating and air conditioning, telephone lines and the capacity for home and away radio as well as television and print media.

Anne Hayes Memorial Room

Adjacent to the pressbox, the Anne Hayes Memorial Room is reserved for VIP use during games and tournaments and also for media overflow.

Lounge

Just across the hall from the Buckeye locker room is a player's lounge complete with a refrigerator, television and radio and other home furnishings, easing the transition from student to athlete after a tough day of class.

BUCKEYES IN THE MLB

Atlanta Braves Barry Bonnell.....1977-79	Cincinnati Reds Dave Burba.....1995-97 John Edwards.....1961-67 Ollie Klee.....1925 Scott Klingenberg.....1998	Houston Astros Ronnie Dawson.....2021 John Edwards.....1969-74 J.B. Shuck.....2011	Montreal Expos Joe Sparma.....1970	San Diego Padres Cory Luebke.....2010-12 Steve Arlin.....1969-74
Boston Braves John Dagenhard.....1943	Cleveland Guardians Steve Arlin.....1974 Dave Burba.....1998-2002 Scott Lewis.....2008-2009 Patrick McNulty.....1922, 1924-27 Russ Nagelson.....1968-70 Ron Nischwitz.....1963 Nick Swisher.....2013-14 Bill Wertz.....1993-94	Kansas City Royals Galen Cisco.....1969 Josh Newman.....2008	New York Giants George Spencer.....1950-55	San Francisco Giants Dave Burba.....1992-95, 2004 Mark Dempsey.....1982
Boston Red Sox Travis Lakins.....2019	Colorado Rockies Ryan Feltner.....2021 Josh Newman.....2007	Los Angeles of Anaheim Drew Rucinski.....2014 J.B. Shuck.....2013-14	New York Mets Galen Cisco.....1962-65	Seattle Mariners Barry Bonnell.....1984-86 Dave Burba.....1990-91
Baltimore Orioles Matt Angle.....2010-11 Scott Klingenberg.....1994-95 Travis Lakins.....2020-2021 Scott Meadows.....1988	Detroit Tigers Frank Howard.....1972-73 Russ Nagelson.....1970 Ron Nischwitz.....1961-62, 1965 Joe Sparma.....1964-69 George Spencer.....1958, 1960	Los Angeles Dodgers Frank Howard.....1958-64	New York Yankees Nick Swisher.....2009-12	Texas Rangers Frank Howard.....1972 Dave Burba.....2002
Boston Red Sox Galen Cisco.....1961-62, 1967 Marty Karow.....1927 Willie Tarbert.....1927-28 Harry Workman.....1924	Los Angeles Dodgers Frank Howard.....1958-64	Miami Marlins Drew Rucinski.....2018	Oakland Athletics Nick Swisher.....2004-07	Toronto Blue Jays Barry Bonnell.....1980-83
Chicago White Sox Chuck Brinkman.....1969-74 James Geddes.....1972-73 Brad Goldberg.....2017 William Sharp.....1973-75 J.B. Shuck.....2015-16 Nick Swisher.....2008	Milwaukee Brewers William Sharp.....1975-76 Dave Burba.....2003-04	Minnesota Twins Mike Durant.....1996 Eric Fryer.....2013-14 Scott Klingenberg.....1995-96 Warren Renick.....1968-72 Drew Rucinski.....2017 Alex Wimmers.....2016-17	Philadelphia Phillies Donald Grate.....1945-46 Russell Miller.....1927-28	Washington Senators Frank Howard.....1965-71 Fred Taylor.....1950-52
			Pittsburgh Pirates Eric Fryer.....2011-12 Chuck Brinkman.....1974	
			St. Louis Cardinals John Edwards.....1968 Eric Fryer.....2016-17 Harold Kime.....1920	

ALL-TIME PROFESSIONAL SIGNEES

Buckeye	Club Drafted/Signed By (Round)	Year
Chad Amos	Boston Red Sox (12th)	1992
Drew Anderson	Cincinnati Reds (13th)	2004
Matt Angle	Baltimore Orioles (7th)	2007
Steve Arlin	Philadelphia Phillies (1st)	1966
Jacob Barnwell	Colorado Rockies (22nd)	2018
Matt Beaumont	California Angels (4th)	1994
Mike Biehle	New York Yankees (75th)	1996
Barry Bonnell	Philadelphia Phillies (1st, January secondary)	1975
Jacob Bosiokovic	Colorado Rockies (19th)	2016
Ronnie Bourquin	Detroit Tigers (2nd)	2006
Chuck Brinkman	Chicago White Sox (16th)	1966
Matt Burley	Montreal Expos (18th)	1996
Dave Burba	Seattle Mariners (2nd)	1987
Garrett Burhenn	Detroit Tigers (9th)	2021
Dan Burkhardt	San Francisco Giants (10th)	2010
Kevan Cannon	Boston Red Sox (15th)	1995
Dominic Canzone	Arizona Diamondbacks (8th)	2019
Mark Carek	New York Yankees (23rd)	1998
Arnold Chonko	New York Mets (5th)	1967
Galen Cisco	Boston Red Sox (FA)	1958
Galen P. Cisco	St. Louis Cardinals (FA)	1981
Richard Clowson	New York Yankees (22nd)	1976
Robby Cobb	Cleveland Indians (27th)	1982
Bill Cunningham	Montreal Expos (6th)	1985
Connor Curllis	Cincinnati Reds (24th)	2018
Mike Curtis	Chicago Cubs (10th)	1986
John Dagenhard	St. Louis Cardinals (FA)	1939
Matt Davis	Cleveland Indians (7th)	2003
Ronnie Dawson	Houston Astros (2nd)	2016
Doug Deeds	Minnesota Twins (9th)	2002
Dan DeLucia	Detroit Tigers (35th)	2008
Mark Dempsey	San Francisco Giants (26th)	1980
Dillon Dinger	Detroit Tigers (2nd)	2020
Mike Durant	Minnesota Twins (2nd)	1991
Alex Eckelman	St. Louis Cardinals (FA)	1997
John Edwards	Cincinnati Reds (FA)	1959
Tom Eiterman	Cleveland Indians (FA)	1989
Ryan Feltner	Colorado Rockies (4th)	2018
Greg Frey	Detroit Tigers (62nd)	1991
Justin Fry	Philadelphia Phillies (26th)	1999
Eric Fryer	Milwaukee Brewers (10th)	2007
Tre' Gantt	Cleveland Indians (29th)	2017
Jim Geddes	Chicago White Sox (6th)	1970
Brad Goldberg	Chicago White Sox (10th)	2013
Kevin Goodrum	New York Yankees (35th)	2001
Chris Granata	Cleveland Indians (34th)	1994
Don Grate	Philadelphia Phillies (FA)	1945
Greg Greve	Miami Marlins (29th)	2014
Jake Hale	Arizona Diamondbacks (27th)	2009
Richard Heidorn	Montreal Expos (8th)	1977
Stewart Hein	Detroit Tigers (FA)	1952
Michael Horejsei	Chicago White Sox (21st)	2016
Frank Howard	Los Angeles Dodgers (FA)	1958
Zach Hurley	Oakland Athletics (29th)	2010
Chris Jones	Toronto Blue Jays (4th)	1985
Gary Jones	Colorado Rockies (31st)	1994
Marty Karow	Boston Red Sox (FA)	1927
Tony Khoury	Chicago Cubs (63rd)	1993
Harold Kime	St. Louis Cardinals (FA)	1920
Jeff King	New York Yankees (38th)	1984
Ollie Klee	Cincinnati Reds (FA)	1925
Scott Klingenberg	Baltimore Orioles (5th)	1992
Stuart Komer	St. Louis Browns (FA)	1948
Mike Kremblas	Toronto Blue Jays (8th)	1998
John Kuchno	Pittsburgh Pirates (18th)	2012
Travis Lakins	Boston Red Sox (6th)	2015
E.J. Laratta	San Diego Padres (26th)	2002
Scott Lewis	Cleveland Indians (3rd)	2004
Mike Lockwood	Oakland Athletics (23rd)	1999
Seth Lonsway	San Francisco Giants (6th)	2021
Cory Luebke	San Diego Padres (1st)	2007
Trent Luyster	Toronto Blue Jays (30th)	2005
Mike Madsen	Oakland Athletics (21st)	2005
Andrew Magno	Detroit Tigers (15th)	2019
Wade Manning	Pittsburgh Pirates (30th)	1976
Roy Marsh	Houston Astros (10th)	1994
John McCormick	Kansas City Royals (31st)	1988
Brett McKinney	Pittsburgh Pirates (19th)	2013
Patrick McNulty	Cleveland Indians (FA)	1922
Scott Meadows	Baltimore Orioles (FA)	1988
Mark Mesewicz	Pittsburgh Pirates (26th)	1992
Russell Miller	Philadelphia Phillies (FA)	1927
John Minch	Oakland Athletics (14th)	1985
Troy Montgomery	Los Angeles Angels (8th)	2016
Shea Murray	Pittsburgh Pirates (18th)	2017
Russ Nagelson	Cleveland Indians (14th)	1966
Jack Neely	New York Yankees (11th)	2021
Ron Nelson	Texas Rangers (16th)	1996
Josh Newman	Colorado Rockies (19th)	2004
Ron Nischwitz	Detroit Tigers (FA)	1958
Andy Noffke	Boston Red Sox (13th)	1995
Effie Norton	Washington Senators (FA)	1896
Kirby Pellant	Los Angeles Angels of Anaheim (26th)	2013
Park Pittman	Minnesota Twins (4th)	1986
Pat Porer	Houston Astros (15th)	2015
Bo Rein	Cleveland Indians (40th)	1967
Warren Renick	Minnesota Twins (FA)	1965
Ryan Riga	Chicago White Sox (13th)	2015
Drew Rucinski	Cleveland Indians (FA)	2011
Tom Schwarber	Detroit Tigers (22nd)	1991
Dan Seimet	New York Yankees (49th)	1997
Jay Semke	Cleveland Indians (33rd)	1985
Nick Sergakis	New York Mets (23rd)	2016
Roger Sexton	Cleveland Indians (41st)	1967
Bill Sharp	Chicago White Sox (2nd)	1971
Ray Shoup	Minnesota Twins (17th)	1967
J.B. Shuck	Houston Astros (6th)	2008
Tim Smith	Oakland Athletics (5th)	1991
Christian Snavely	Toronto Blue Jays (6th)	2003
Blase Sparma	Atlanta Braves (3rd)	1991
Joe Sparma	Detroit Tigers (FA)	1963
George Spencer	New York Giants (FA)	1950
Mike Stafford	Toronto Blue Jays (19th)	1998
Jedidiah Stephen	Baltimore Orioles (8th)	2006
Brady Stewart	Kansas City Royals (21st)	1990
Fred Strine	Detroit Tigers (4th, January regular phase)	1971
Mike Swain	Washington Nationals (4th)	1968
Doug Swearingen	Seattle Mariners (23rd)	1983
Jonathan Sweet	Pittsburgh Pirates (19th)	1994
Nick Swisher	Oakland Athletics (1st)	2002
Harry Tabler	New York Yankees (21st)	1976
Arlie Tarbert	Boston Red Sox (FA)	1927
Fred Taylor	Washington Senators (FA)	1950
Jamie Taylor	Cleveland Indians (5th)	1992
Eric Thompson	Oakland Athletics (12th)	1998
Ken Tirpack	Minnesota Twins (21st)	1992
James Townsend	California Angels (17th)	1987
Tanner Tully	Cleveland Indians (26th)	2016
Jason Turner	New York Yankees (FA)	2000
Jalen Washington	San Diego Padres (29th)	2017
Bill Wertz	Cleveland Indians (31st)	1989
Joe Wilkins	Arizona Diamondbacks (FA)	2002
Alex Wimmers	Minnesota Twins (1st)	2010
Tom Wojeslagel	New York Yankees (23rd)	1984
Doug Wollenburg	Atlanta Braves (29th)	1992
Bob Worley	Seattle Mariners (20th)	1992

FIRST TEAM ALL-AMERICANS




KINKER • 2018



WIMMERS • 2009, '10



HALE • 2009



BOURQUIN • 2006



LEWIS • 2003



FRY • 1999



BEAUMONT • 1994



SHOUP • 1967



ARLIN • 1965, '66



PERDUE • 1960



EBERT • 1954



TAYLOR • 1950

ALL-AMERICANS

Seth Kinker / 17 / 2018 1st Team

Ohio State's 51st All-American was named an All-American three times as well as a NCBWA Stopper of the year Finalist after going 6-2 with a 2.27 ERA with 15 saves. Kinker, who appeared in 30 games, struck out 60 and only walked five in 63.1 innings of work. His 15 saves in 2018 ranked third in OSU single-season history. He had 24 saves in his career, which is fourth in the OSU record book. Kinker is the school-record holder for career appearances with 109 games in four years in the Scarlet and Gray. He also is the career record holder for fewest career runs (66), fewest career earned runs (52) and third in career ERA (2.36).

Alex Wimmers / 14 / 2009 and 2010 1st Team

Ohio State's second two-time All-American was named the College Baseball Foundation National Pitcher of the Year after posting a 9-0 record and a 1.61 earned run average as a junior. Wimmers led the Big Ten in ERA and opposing batting average (.218) while posting his 9-0 mark despite missing three starts with a hamstring injury. He was 4-0 with a 1.15 ERA in five Big Ten starts and he was named Big Ten Pitcher of the Year at the conclusion of the season, becoming the first back-to-back award winner in Big Ten history. As a sophomore he went 9-2 with a 3.27 ERA and was named first-team All-America by PING! Baseball. He threw the first nine-inning no hitter in Ohio State history May 2 vs. Michigan with 14 strikeouts and was named Big Ten Conference co-Pitcher of the Year. He led the Big Ten with 136 strikeouts and with a .211 opponents' batting average. He is fourth at Ohio State in fewest runs allowed (81) and fifth in strikeouts (273), fewest earned runs allowed (71) and fewest hits (173). He is sixth in earned run average (2.94) and his 18 career victories rank 23rd. His strikeout total is also good for a tie for 16th-place all-time in the Big Ten Conference. He was drafted in the first round - 21st overall - of the 2010 MLB First-Year Player Draft by the Minnesota Twins.

Jake Hale / 3 / 2009 1st Team

Lettering all four years from 2006-09, Hale was named a first-team All-American by the NCBWA following a senior season where he set the school single-season records for appearances (40) and saves (18). He also set the school career saves mark with 29. The Albany, Ohio native was drafted in the 27th round of the 2009 amateur draft by the Arizona Diamondbacks. A 2009 finalist for the National Stopper of the Year Award, Hale went 3-3 in 18 appearances between rookie ball and Low A in his first season of professional baseball.

Ronnie Bourquin / 23 / 2006 1st Team

A three-year letterwinner for the Buckeyes from 2004-06, Bourquin started 153 games, primarily at third base. His final year at Ohio State, he led the Big Ten in batting average (.416), hits (91), RBI (66) and total bases (134). Bourquin earned Big Ten Player of the Year honors in 2006 and his career batting average of .345 ranks in the Top 20 all-time at Ohio State. The Canton, Ohio native was selected in the second round, the 50th overall pick, by the Detroit Tigers following his junior season in 2006 and was named a 2009 Midwest League Mid-Season All-Star.

Scott Lewis / 3 / 2003 1st Team

Lettering all three years he was at Ohio State from 2002-04, Lewis was named first-team All-American and Big Ten Pitcher of the Year after his sophomore season in 2003. During that sophomore season, Lewis led the Big Ten in ERA (1.61), strikeouts (127) and opponent batting average (.160) after posting a 9-1 record in 83.2 innings pitched. He ranks third on the Ohio State career list with an ERA of 2.38 and tenth in strikeouts with 241. Lewis was drafted in the third round (77th overall) of the 2004 amateur draft by the Cleveland Indians. Lewis pitched 14 consecutive scoreless innings to start his big league career in 2008, going 4-0 with a 2.62 ERA earning him American League Rookie of the Month in September.

Justin Fry / 38 / 1999 1st Team

Lettering all four years at Ohio State from 1996-99, Fry holds the Ohio State career records for wins (36), innings pitched (419.2) and strikeouts (382). He was named a first-team All-American and Big Ten Pitcher of the Year in 1999 after posting an 11-2 record with a 3.70 ERA. He is one of only three Buckeyes to post double-digit win totals in multiple seasons after winning 10 in 1997, earning him second-team All-American honors. Fry struck out over 100 batters three consecutive seasons (101 in 1997, 113 in 1998, 104 in 1999). He was drafted in the 26th round and played three seasons in the Philadelphia

Phillies organization. Fry came back in 2009, eight years after his last professional appearance, to pitch in four games for the Windy City Thunderbolts of the Frontier League.

Matt Beaumont / 6 / 1994 1st Team

A three-year letterwinner for the Buckeyes from 1992-94, Beaumont went 11-1 and led the Big Ten in strikeouts (104) in 1994. He was named Big Ten Pitcher of the Year in 1994 and first-team All-Big Ten in 1993 and 1994. Beaumont became the first Buckeye to record over 100 strikeouts in a season since Joe Sadelfeld accomplished the feat in 1967. Beaumont ranks 10th all-time at Ohio State in wins (25), 12th in ERA (3.71) and 15th with 249.2 innings pitched. Beaumont was selected in the fourth round of the 1994 amateur draft by the California Angels. He made it to Triple-A before ending his minor league career in 2001.

Ray Shoup / 15 / 1967 1st Team

A three-year letterwinner from 1965-67, Shoup was a member of the 1966 national championship team and the 1965 College World Series runner-up team. In his All-American season in 1967, he led the team in batting average (.323), hits (50), at-bats (129) and doubles (15) en route to another trip to the College World Series. Shoup played six seasons in the minors between the Minnesota Twins and New York Yankees organizations. He batted .273 with a .324 on-base percentage in the minors. Shoup was inducted into the Ohio State Varsity "O" Hall of Fame in 1996.

Steve Arlin / 22 / 1965 and 1966 1st Team

Ohio State's first two-time All-American posted a 24-3 record in his two years with the Buckeyes. Posted 24 career wins (to just three losses) despite only playing the 1965 and 1966 seasons. In the 1965 College World Series, Arlin set two College World Series records against Washington State by striking out 20 batters in 15 innings pitched. He posted an 11-1 record in 1966, earning College World Series MVP honors while leading the Buckeyes to the national championship. Arlin ranks second on the Ohio State career list with 294 strikeouts and he was elected to the College Baseball Hall of Fame in 2008, the same year his jersey - No. 22 - was retired at Ohio State. Arlin went on to play parts of six seasons in the big leagues between the San Diego Padres and Cleveland Indians organizations.

Tom Perdue / 3 / 1960 1st Team

A three-year letterwinner from 1960-62, Perdue earned first-team All-American honors after being moved from catcher to the outfield. Perdue holds the Ohio State single-season batting average record of .469 set in his sophomore All-American campaign. He drove in 35 runs and led the team with 11 stolen bases. Perdue finished his Ohio State career with a .342 career batting average. He went on to play four seasons of minor league ball in the Reds and White Sox organizations with his best season coming in 1964 when he batted .268 with 13 home runs and 17 doubles for Peninsula of the Carolina League.

Paul Ebert / 38 / 1954 1st Team

Ebert lettered from 1952-54, garnering first-team All-American honors his senior season after striking out 94 batters in 84.2 innings pitched en route to an 8-3 record. He finished his career holding Ohio State records for wins (21) and strikeouts (223). Ebert was inducted into the Ohio State Varsity "O" Hall of Fame in 1977 not just for his work on the diamond but on the court as well as he was a third-team All-American and first-team All-Big Ten selection for the Ohio State basketball team.

Stewart Hein / 1951 1st Team

Outfielder Stewart Hein, a three-year letterwinner for the Buckeyes from 1950-52, completed his All-American season in 1951 batting .304 with 19 stolen bases. In 33 games, Hein drove in 26 runs off 42 hits. In the 1952 baseball media guide, he is referred to as "one of the finest baseball prospects in recent Ohio State diamond history."

ALL-AMERICANS

SECOND TEAM

Seth Kinker*\$2018	Dan Seimetz@1997	Arnold Chonko1964
Ronnie Bourquin2006	Jonathan Sweet1994	John Machado1963
Scott Lewis@2003	Mike Durant1991	Ron Nischwitz1958
Chad Ehrnsberger@1999	Scott Kligenbeck1991	Charles Ellis1955
Mike Lockwood@1999	Bill Sharp1971	Harry Northrup1955
Justin Fry@1997, 1999	Charles Brinkman1966	Stewart Hein1952



Fred Taylor / 1950 1st Team

Lettering all four years for the Buckeyes from 1947-50, Taylor earned first-team All-American honors as senior, the first Ohio State player to accomplish the feat. He hit .326 in Big Ten Conference play that season and led the team with 26 RBI and three home runs. His jersey – No. 27 – was the first Ohio State baseball jersey to ever be retired.

Chad Ehrnsberger / 7 / 1999 2nd Team

A three-year letterwinner from 1998-2000, Ehrnsberger earned second-team All-American honors from the NCBWA in 1999. Ehrnsberger led the Buckeyes with 16 home runs and 73 RBI in his All-American season. A career .344 hitter, Ehrnsberger ranks fifth on the Ohio State doubles list with 46 and ninth with 32 home runs. After playing two seasons of Independent League ball, Ehrnsberger played in both the Seattle Mariners and St. Louis Cardinals organizations, reaching Double-A with the Cardinals in 2004. He still plays Independent League baseball, most recently for Edmonton of the Golden Baseball League.

Mike Lockwood / 20 / 1999 2nd Team

A three-year letterwinner from 1997-99, Lockwood was named an NCBWA All-American in 1999. During his All-American season, Lockwood led the Buckeyes in hits (87), at-bats (253) and runs scored (71). He still holds the Ohio State record for runs scored in a season with 72 in 1998 and was tied for the most at-bats in a season with 253 until that record was broken in 2009. Lockwood is second all-time at Ohio State with 198 runs scored and ranks seventh with a .359 career batting average.

Dan Seimetz / 33 / 1997 2nd Team

Seimetz lettered all four years at Ohio State from 1995-98, earning NCBWA second-team All-American honors in 1997. He still holds the Ohio State records for single-season RBI (80), doubles (25) and home runs (19) all set in the 1997 season. Seimetz holds Ohio State career records in multiple categories including hits (287), doubles (71), home runs (52) and RBI (236). The career .370 hitter and 1997 Big Ten Player of the Year was drafted in the 49th round of the 1997 amateur draft but elected to come back for his senior season.

Jonathan Sweet / 27 / 1994 2nd Team

A three-year letterwinner from 1992-94, Sweet earned All-American honors after batting .390 in his final season in Columbus. Sweet ranks 13th on the all-time list at Ohio State with a .351 career batting average and in the top 25 in runs scored (139) and RBI (132). Drafted in the 19th round of the 1994 amateur draft by the Pittsburgh Pirates, the 1994 Big Ten Player of the Year played six seasons of minor league ball, advancing to Triple-A Nashville in 1998.

Mike Durant / 13 / 1991 2nd Team

A three-year letterwinner from 1989-91, Durant earned All-American honors in 1991. Durant led the Buckeyes in doubles in both 1990 (17) and 1991 (19) and stolen bases in 1991 (22). The catcher ranks eighth all-time at Ohio State with 44 doubles and 13th with 36 stolen bases. Drafted in the second round of the 1991 amateur draft by the Minnesota Twins, Durant played five seasons of minor league ball before making his major league debut for the Twins April 3, 1996. He played in 40 career games for the Twins.

Scott Kligenbeck / 29 / 1991 2nd Team

A three-year letterwinner from 1990-92, Kligenbeck earned All-American honors in 1991. The right-hander ranks fifth on the Buckeyes' all-time wins list with 28, posting a 3.99 career ERA in 277.2 innings pitched. Kligenbeck tossed 25 career complete games and is tied for third all-time in single-season wins with 11 in 1991. Drafted in the

fifth round of the 1992 amateur draft by the Baltimore Orioles, Kligenbeck picked up the win in his first major league start on June 2, 1994 against the Detroit Tigers. He also made major league appearances for the Minnesota Twins and Cincinnati Reds during his eight-year professional career.

Bill Sharp / 4 / 1971 2nd Team

A two-year letterwinner in 1970 and 1971, Sharp was named a second-team All-American in 1971. He led the Buckeyes in hits (35) and doubles (7) in that 1971 season. Sharp still ranks in the top 25 at Ohio State with a career .342 batting average. Drafted in the second round of the 1971 draft, Sharp made his major league debut May, 26, 1973 against the Cleveland Indians and played in 398 career games between the White Sox and Milwaukee Brewers organizations.

Charles Brinkman / 8 / 1966 2nd Team

A three-year letterwinner from 1964-66, Brinkman was a part of two College World Series teams, winning the CWS in 1966. The 1966 second-team All-American was drafted in the 16th round of the 1966 amateur draft by the Chicago White Sox and went on the play six seasons in the big leagues between the White Sox and Pittsburgh Pirates organizations.

Arnold Chonko / 3 / 1964 2nd Team

Chonko was a three-year letterwinner from 1963-65, leading the Buckeyes in batting average and runs scored in his final two seasons. The 1965 second-team All-American is 15th on the Ohio State career batting list at .348. Also an All-American at safety on the gridiron, Chonko was drafted in the fifth round of the 1965 draft by the New York Mets.

John Machado / 6 / 1963 2nd Team

A three-year letterwinner from 1962-64, Machado was named All-American in 1963 after leading the Buckeyes in runs scored (36), RBI (32) and home runs (12).

Ron Nischwitz / 1958 2nd Team

A letterwinner in 1957 and 1958, Nischwitz was named an All-American in 1958 after going 9-1 with a 1.71 ERA and 82 strikeouts in 81.1 innings pitched. The left-hander was signed by the Detroit Tigers in 1958 and made his Major League debut Sept. 4, 1961 against the Baltimore Orioles. Nischwitz pitched in 88 games over four years between the Tigers and Cleveland Indians organizations.

Charles Ellis / 1955 2nd Team

A three-year letterwinner from 1954-56, Ellis was named an All-American in 1955 after leading the Buckeyes in runs scored (37), doubles (7) and stolen bases (19).

Harry Northrop / 1955 2nd Team

A letterwinner in 1954 and 1955, Northrop was named All-American in 1955 after leading the Buckeyes in wins (7), ERA (2.26), strikeouts (81) and innings pitched (87.1). His 1.51 ERA in 1954 is still the seventh-best all-time at Ohio State.

Dominic Canzone / 33 / 2019 3rd Team

Canzone, a third team All-American by the ABCA and Perfect Game, was taken in the 8th round by the Arizona Diamondbacks in the 2019 MLB Draft. Canzone led the Big Ten in hits (88), runs scored (66), slugging percentage (.620) and total bases (158). A 2019 team captain, Canzone was the regular-season batting champion in league games with a .374 average. He also slugged a season-high 16 homers and 18 doubles.

ALL-AMERICANS

THIRD TEAM

Dominic Canzone!\$.....2019	Ronnie Bourquin#.....2006
Andrew Magno.....2019	Steve Caravati@.....2004
Ronnie Dawson!&@.....2016	Justin Fry*.....1997, 1999
Trace Dempsey@!.....2013	Dan Seimetz*.....1997
Jake Hale!.....2009	Roy Marsh.....1994
Alex Wimmers@*!.....2009	Brian Mannino.....1993
Cory Luebke!%.....2007	Mark Mesewicz.....1992
	Ken Tirpack.....1992

Kevin Rusnak.....1970
Roy Apple.....1960
Bill Hess.....1961
Galen Cisco.....1956
Don Kelley.....1956

HONORABLE MENTION

Brian Mannino.....1994
Bill Cunningham.....1985
John Orkis.....1982

#College Baseball Insider; @National Collegiate Baseball Writers Association; *Collegiate Baseball Newspaper; !ABCA; %Ping!Baseball; &d1baseball.com; \$Perfect Game

Andrew Magno / 21 / 2019 3rd Team

Magno earned third team All-America honors by Baseball America after making a team-high 31 appearances posting a 5-3 record and a 2.09 ERA, the lowest ERA among B1G pitchers. Magno tallied the second-most saves in the conference with 14, which ranks seventh on the OSU single-season saves list. He limited opposing hitters to a .205 average with 75 strikeouts in 64.2 innings pitched.

Ronnie Dawson / 4 / 2016 3rd Team

Ohio State's 50th All-American in program history, Dawson was named a third team All-American by Louisville Slugger, Baseball America, d1baseball.com and ABCA/Rawlings after guiding the Buckeyes to their ninth Big Ten tournament title and first NCAA Regional appearance in seven years. Dawson was named the tournament's most outstanding player. He broke the tournament record for hits (15) and doubles (6). Dawson tied the single-season doubles recorder (25) in his last at-bat as a Buckeye. In three years, Dawson batted .316 with 117 runs scored, 50 doubles, seven triples, 24 homeruns, 110 RBI and 47 stolen bases and was drafted in the second round of the 2016 MLB Draft by the Houston Astros.

Trace Dempsey / 19 / 2013 3rd Team

Closer Trace Dempsey garnered third team All-America honors from the National Collegiate Baseball Writers Association and ABCA/Rawlings in 2013. The Huntington, W.Va., native went 3-0 with a 1.02 ERA and 17 saves in 31 appearances. Dempsey, a first team All-Big Ten selection, struck out 28 and allowed opponents to hit .180 in 35.1 innings pitched. His 17 saves were the most in the Big Ten and finished one shy of tying Jake Hale's Big Ten and Ohio State record of 18 set in 2009. Dempsey, whose 31 appearances also were the most in the Big Ten and tied for eighth-most on the Ohio State single-season list, went 30.1 innings without allowing an earned run between Feb. 17 and May 17.

Cory Luebke / 19 / 2007 3rd Team

A three-year letterwinner from 2005-07, Luebke garnered third-team All-American laurels from the American Baseball Coaches Association and Ping! Baseball in 2007. During his All-American season, Luebke was named Big Ten Pitcher of the Year after leading the Buckeyes with a 9-1 record. He posted a team-leading 2.07 ERA and 98 strikeouts in 117.2 innings pitched. Luebke ranks fourth all-time at Ohio State with a 2.86 ERA and is in the top 20 in wins (20) and strikeouts (217). Luebke was Drafted in the supplemental first round of the 2007 amateur draft by the San Diego Padres.

Steve Caravati / 4 / 2004 3rd Team

Lettering all four years for the Buckeyes, Caravati was named an NCBWA third-team All-American in 2004. The 2004 Big Ten Player of the Year led the Buckeyes in batting average (.391), hits (92), RBI (52) and home runs (9). His 92 hits in 2004 still stand as a school record. Caravati is tied atop the Ohio State career triples list with 13, tied for third in hits (250), and fourth on the doubles (47) and RBI (170) lists.

Roy Marsh / 8 / 1994 3rd Team

A three-year letterwinner from 1992-94, Marsh was named a third-team All-American in 1994. Marsh led the Buckeyes in runs scored and stolen bases in both the 1993 and 1994 seasons. He is the Ohio State career leader with 73 stolen bases and ranks 15th in runs scored with 151. Drafted in the 10th round of the 1994 amateur draft by the Houston Astros, Marsh played in parts of five seasons between the Astros and Boston Red Sox organizations.

Brian Mannino / 26 / 1993 3rd Team

Lettering all four years from 1992-95, Mannino was named a third-team All-American his sophomore season of 1993. Mannino led the Buckeyes with 12 home runs that season and currently ranks in the top 10 in most career hitting categories including batting average (.362), hits (250), doubles (45), home runs (35), runs scored (174) and RBI (180). Following his collegiate career, Mannino went on to play three seasons of Independent League baseball.

Mark Mesewicz / 32 / 1992 3rd Team

A three-year letterwinner, Mesewicz was named a third-team All-American in 1992, his final season in Columbus. Mesewicz led the Buckeyes with a 0.97 ERA in 1992 and made 61 appearances over his three-year career, picking up 10 saves. Drafted in the 26th round of the 1992 amateur draft by the Pittsburgh Pirates, Mesewicz played three seasons of minor league ball between the Pirates and St. Louis Cardinals organizations, earning two stints in Double-A.

Ken Tirpack / 31 / 1992 3rd Team

Lettering all four years from 1989-92, Tirpack was named a third-team All-American following his senior season. During that 1992 season, Tirpack led the Buckeyes in RBI (61) and home runs (13). He still ranks on the Ohio State all-time list in hits (237), doubles (56), home runs (30), runs scored (154) and RBI (178). Tirpack was drafted in the 21st round of the 1992 amateur draft by the Minnesota Twins and played four seasons in the organization.

Kevin Rusnak / 29 / 1970 3rd Team

A three-year letterwinner from 1968-70, Rusnak garnered third-team All-American honors in 1970. That season, Rusnak led the Buckeyes in batting average (.378), hits (45), runs scored (25) and RBI (33). Rusnak was selected in the 30th round of the 1970 amateur draft by the Philadelphia Phillies and went on to play one season in the organization.

Roy Apple / 30 / 1961 3rd Team

Lettering in the 1960-61 seasons, Apple was named a third-team All-American for the 1961 season. Apple went 8-1 that season with a 2.51 ERA and 94 strikeouts in 86.0 innings pitched. After his collegiate career, Apple went on to play four seasons in the minors.

Bill Hess / 28 / 1961 3rd Team

Lettering in the 1961-62 seasons, Hess earned third-team All-American honors in 1961. That season, Hess led the Buckeyes in hits (34), at-bats (96), RBI (20), doubles (6) and home runs (2). He went on to play four seasons in the Minnesota Twins organization.

Galen Cisco / 1956 3rd Team

A three-year letterwinner from 1955-57, Cisco was named a third-team All-American in 1956. Cisco went 7-0 in his All-American season with a team-leading 61 strikeouts in 57.1 innings pitched. He went on to play seven seasons in the Major Leagues in the Red Sox, Mets and Royals organizations. After his playing career, Cisco went on to coach in the big leagues for almost 30 years for five different teams.

Don Kelley / 1956 3rd Team

A three-year letterwinner from 1954-56, Kelley earned third-team All-American honors for the 1956 season. Kelley led the Buckeyes in batting average (.369), hits (27) and runs scored (29).

BIG TEN CONFERENCE HONORS

COACH OF THE YEAR

Bob Todd 1989-94-99-2001-09

PLAYER OF THE YEAR

Dan Burkhardt 2009
 Ronnie Bourquin 2006
 Steve Caravati 2004
 Dan Seimetz 1997
 Jonathan Sweet 1994

PITCHER OF THE YEAR

Alex Wimmers 2009, 2010
 Cory Luebke 2007
 Scott Lewis 2003
 Justin Fry 1997, 1999
 Matt Beaumont 1994

FRESHMAN OF THE YEAR

Tanner Tully 2014
 Josh Deze 2011
 J.B. Shuck 2006
 Jacob Howell 2004
 Scott Lewis 2002
 Doug Deeds 2001
 Nick Swisher 2000
 E.J. Laratta 1999
 Dan Seimetz 1995
 Matt Beaumont 1992
 Scott Klingenbeck 1990

FIRST TEAM ALL-BIG TEN

Matt Angle 2006
 Ray Apple 1960
 Steve Arlin 1966, 1967
 Matt Beaumont 1993, 1994
 Ronnie Bourquin 2006
 Stewart Brownstein 1973
 Dan Burkhardt 2009
 Kevan Cannon 1994, 1995
 Dominic Canzone 2019
 Steve Caravati 2004
 Mark Carek 1997, 1998
 Mike Check 2001
 Arnie Chonko 1965
 Mark Chonko 1996
 Galen Cisco 1956
 Robbie Cobb 1983
 Cory Cox 2001
 Bill Cunningham 1985
 Matt Davis 2003
 Ronnie Dawson 2016
 Doug Deeds 2001
 Dan DeLucia 2006
 Mark Dempsey 1978
 Trace Dempsey 2013
 Ryan Dew 2009
 Mike Durant 1991
 Tom Durant 1999
 Paul Ebert 1952, 1954
 Alex Eckelman 1996, 1997
 Charles Ellis 1955

Chad Ehrnsberger 1999, 2000
 Mike Estep 1994
 Justin Fry 1997, 1999
 Jack Gannon 1952, 1953
 Ray Gebhardt 1949
 Jake Hale 2009
 Dick Hauck 1951
 Stewart Hein 1951, 1952
 William Hess 1961
 Zach Hurley 2010
 Don Kelley 1956
 Bob Klein 1962
 Scott Klingenbeck 1991
 Mike Kremblas 1997
 E. J. Laratta 1999, 2001
 Scott Lewis 2002, 2003
 John Littlejohn 1975
 Mike Lockwood 1998, 1999
 Jaron Long 2012
 Cory Luebke 2007
 John Machado 1962, 1963, 1964
 Jerry Mahon 1976, 1978
 Brian Mannino 1993, 1995
 Roy Marsh 1994
 Noah McGowan 2018
 Scott Meadows 1986, 1988
 Phil Morgan 1969
 Josh Newman 2004
 Ron Nischwitz 1958
 Hal Northrup 1955
 John Orkis 1982

Kirby Pellant 2013
 Tom Perdue 1960
 Mike Polaski 1970
 Pat Porter 2015
 Mike Rabin 2005
 Kevin Rusnak 1970
 William Sachs 1953
 Joe Sadelfeld 1967
 Dan Seimetz 1995, 1997, 1998
 Paul Semall 1977
 Jay Semke 1988
 Nick Sergakis 2016
 Bill Sharp 1971
 Ray Shoup 1967
 Nate Smith 2002
 Christian Snavelly 2003
 Fred Strine 1970
 Jonathan Sweet 1994
 Nick Swisher 2001, 2002
 Ken Tirpack 1991, 1992
 Fred Taylor 1950
 Jamie Taylor 1992
 Tanner Tully 2016
 Jason Turner 2000
 Matt Wajda 1991
 James Weizbiski 1960
 Bob Weygant 1949
 Alex Wimmers 2009, 2010
 Rick Worthington 1981
 Walt Zabinski 1962
 Jason Zoeller 2006

ACADEMIC ALL-BIG TEN (since 1980)

Joey Aden 2021
 Matt Angle 2006, 2007
 Matthew Ban 1989, 1990, 1991
 Jacob Barnwell 2017, 2018
 Erik Bjornson 1999
 Brian Bobinski 2010, 2011
 Jacob Bosioakovic 2014, 2016
 Jake Brobst 2014, 2015, 2016
 Garrett Burhenn 2020, 2021
 Mark Carek 1996, 1997, 1998
 Dominic Canzone 2018, 2019
 Matt Carpenter 2017, 2018, 2019, 2020
 Mike Carroll 2012, 2013
 Cody Caughenbaugh 2003, 2004, 2005, 2006
 Brady Cherry 2017, 2018, 2019
 Mark Chonko 1993, 1994, 1995, 1996
Nolan Clegg **2020, 2021**
 Robbie Cobb 1981, 1983
 Bo Coolen 2018
 David Corna 2009, 2011, 2012
 Bill Cunningham 1983, 1984, 1985
 Connor Curjis 2018
 Dan DeLucia 2005, 2006, 2008
 Doug Deeds 2001, 2002
 Casey Demko 2017
Zach Dezenzo **2020, 2021**
 Josh Deze 2014
 Dillon Dinger 2019, 2020
 Kirk Dixon 1980, 1981, 1982
 Mike Durant 1990
 Thomas Durant 1998, 1999
 Alex Eckelman 1994
 Chad Ehrnsberger 1998, 1999, 2000
Marcus Ernst **2020, 2021**
 David Fathalikhani 2011, 2012
 Trey Fausnaugh 2004, 2005, 2006, 2007
 Ryan Feltner 2017, 2018
 Andrew Fishel 2017, 2018, 2019
 Kobie Foppe 2019
 Eric Fryer 2006, 2007
 Paul Geuy 2011, 2012
 Greg Greve 2012, 2013, 2014

Chris Griffin 2009, 2010
 Chad Hale 1993, 1994
 Brad Hallberg 2010, 2011, 2012
Ethan Hammerberg **2021**
 Mike Hayes 1990
 Aaron Hughes 2019, 2020, 2021
 Blake Hutton 2012
 Brad Hutton 2011, 2012
 Jacob Howell 2004, 2005, 2006, 2007
 Zach Hurley 2007, 2009, 2010
 Scott Kaczmar 1992, 1993, 1994, 1995
Caden Kaiser **2021**
 Ted Kalrins 1999
Nate Karaffa **2021**
Tyler Kean **2021**
 Tony Kennedy 2005, 2006, 2007, 2008
 Jeff King 1982, 1983, 1984
 Seth Kinker 2016, 2017, 2018
 Keith Klodnick 1988
 John Kuchno 2011, 2012
 Ryan Leffel 2014, 2015
 Michael Lockwood 1997, 1998, 1999
Wyatt Loncar **2021**
 Jaron Long 2013
 Cory Luebke 2006, 2007
 Mike Madsen 2003, 2004, 2005
 Andrew Magno 2018, 2019
Casey Maniglia **2021**
 John Mayor 1999, 2000, 2001
 Rory Meister 2005, 2006, 2007, 2008
 Kyle Michalik 2018
Mitch Milheim **2020, 2021**
 Theron Minium 2009, 2010, 2011
 Mike Mulligan 1990, 1991, 1992
 Patrick Murphy 2021
 Shea Murray 2015, 2016
 Tito Nava 2013
 Josh Newman 2002, 2003, 2004
 Adam Niemeyer 2015, 2016, 2017, 2018
Mitchell Okuley **2021**
 Jesse Paciorek 2004
 Matt Panek 2013, 2014

Terry Pettorini 2001, 2002, 2003
Will Pennig **2020, 2021**
 Martin Pfeister 1997
 Greg Prenger 2001, 2003
 Greg Rake 1982
 Mike Repasky 1992, 1993, 1994
 Nate Romans 2017, 2018, 2019
 Drew Rucinski 2009, 2010, 2011
 Louis Santangelo 1998
 Dan Seimetz 1996, 1997, 1998
 Nick Sergakis 2015
 Scottie Seymour 2018, 2019, 2020, 2021
 Thomas Schwarber 1988, 1990, 1991
 Jay Semke 1987, 1988, 1989
 Yianni Skeriotis 2021
Griffan Smith **2019, 2020, 2021**
 Nate Smith 2003
 Brandon Steen 2000, 2001, 2002
 Jeddiah Stephen 2004, 2005, 2006
 Joe Stoll 2014, 2016
 Jonathan Sweet 1992
 Erich Theado 1997
 Jason Trott 1997, 1998, 1999
 Scott Todd 1993, 1994, 1995, 1996
 Jason Turner 1998, 1999, 2000
 Jake Vance 2018, 2020, 2021
 Art Vanderpohl 1982
 Benjamin Volk 1995, 1996, 1997
 Bill Wertz 1988, 1989
 Noah West 2018
 Tim Wetzel 2012, 2013, 2014
 Samuel Wilson 2021
 Ridge Winand 2016, 2018, 2019
 Dean Wolosiansky 2009, 2010, 2011
 Ryan Wonders 2013
 Austin Woodby 2017
 Bob Worley 1991
 Kevin Wynk 2001
 Brad Young 1990, 1991, 1993
 Jason Zoeller 2005, 2006, 2007

Bold indicates current players

THE COLLEGE WORLD SERIES

BUCKS TOP TEAM, ARLIN TOP PLAYER IN 'WORLD SERIES'

By Dick Otte, Dispatch Sports Writer

OMAHA, Neb. — Ohio State's baseball team ruled the collegiate baseball world and its players dominated the NCAA all-tournament team.

The Buckeyes blasted Oklahoma State, 8-2, in the Saturday night finals of the 20th annual College World Series to cap a 27-6 season and win their first NCAA championship after being runners-up a year ago.

At the end, Steve Arlin, whose pitching magic earned him the tourney's most valuable player laurels, was on the mound setting down Cowboys 1-2-3 in the final frame.

In the beginning it was the muscles of Russ Nagelson, the big rightfielder, who had helped stake starter and winner Dick Boggs to a 3-0 lead with his first of two triples after Richie Copp, who had three hits, had rapped a single with one out in the first, and Bo Rein had powered a double.

Boggs was relieved in the eighth by Mike Swain, who along with Arlin, blanked the Cowboys.


Joining Arlin on the All-tournament team were teammates Nagelson, at first base, catcher Chuck Brinkman and outfielders Rein and Ray Shoup.

Runner-up Oklahoma State placed third baseman Mike Toney and outfielder Bob Weatherly. Rounding out the team were St. John's second baseman Matt Galente and shortstop Joe Russo and Southern California's pitcher John Stewart. Rein, Brinkman and Arlin were repeaters from last year's all-tournament team.

Copp singled in the third and scored on another Nagelson triple. The score was pumped to 6-0 in the sixth on three Cowboy errors and Bruce Heine's single. A triple by Rein, an error and singles by Heine and Copp closed the Buck scoring in the eighth.

The Cowboy counters came in the seventh and eighth. Ron McCord homered for the first one, and a single by Phil Spyres to open the eighth that brought in Swain and Bob Toney's double got the other.

Arlin unquestionably was the star of the show, pitching 19.2 innings in beating Southern California twice and relieving in three other games; giving only five hits and two earned runs. He fanned 27, walked 11 and had an ERA of 0.98.



More Arlin Honors

Steve Arlin, who had his jersey, No. 22, retired by the university in 2004, was enshrined this summer into the National College Baseball Hall of Fame, located in Lubbock, Texas. He went into the Hall of Fame as part of just the third class of enshrinees. The College Baseball Hall of Fame is operated by the College Baseball Foundation.

(At left): A permanent plaque of Arlin's accomplishments, as well as plaques for Fred Taylor and Marty Karow, can be found on the "arches" on the concourse of Bill Davis Stadium.

1966 CHAMPIONSHIP GAME June 18 vs. Oklahoma State Rosenblatt Stadium, Omaha, Neb.

Buckeyes 8, Cowboys 2

OKLAHOMA ST.	ab	r	h	bi	avg.
Spyres ss	3	1	1	0	.333
Sellari c	4	0	0	0	.000
Johnson cf	4	0	1	0	.250
Toney 3b	4	0	1	1	.250
Weatherly lf	4	0	2	0	.500
Kuykendall rf	3	0	0	0	.000
Keely ph	1	0	0	0	.000
McCord 1b	4	1	2	1	.500
Freeny 2b	4	0	1	0	.250
Warrington p	0	0	0	0	.000
Burchart p	3	0	0	0	.000
Totals	34	2	8	2	.235

OHIO STATE	ab	r	h	bi	avg.
Shoup rf	4	0	0	0	.000
Copp 3b	4	2	3	1	.750
Rein lf	4	1	1	0	.250
Nagelson 1b	3	1	2	3	.667
Baker cf	4	1	0	0	.000
Sexton ss	4	2	1	0	.250
Brinkman c	4	1	0	0	.000
Heine 2b	3	0	2	2	.667
Boggs p	3	0	0	0	.000
Swain p	0	0	0	0	.000
Monroe ph	1	0	0	0	.000
Arlin p	0	0	0	0	.000
Totals	34	8	9	6	.265

Oklahoma State	0	000	0011	0	-2	8	3
Ohio State	301	002	02x-	8	9	0	

E - Spyres, Freeny, Burchart. **LOB** - Oklahoma State 6, Ohio State 7. **2B** - Toney, Rein. **3B** - Nagelson 2, Sexton. **DP** - Oklahoma State 2, Ohio State 1.

OKLA. STATE	ip	h	r	er	bb	so	era
Warrington L, 2-1	0.1	3	3	2	00	180.0	
Burchart	7.2	6	5	2	5	92.50	
OHIO STATE	ip	h	r	er	bb	so	era
Boggs W, 6-1	7.0	7	2	2	1	72.57	
Swain	1.0	1	0	0	0	20.00	
Arlin	1.0	0	0	0	0	10.00	

Boggs faced 1 batter in the 8th. T - 2:24. A - 63,376 (new record).



Members of the 1966 team celebrated the 40th anniversary of its national championship in May 2006 at Bill Davis Stadium.

THE COLLEGE WORLD SERIES



OHIO STATE WORLD SERIES FACTS

Overview

Appearances	4 (1951-65-66-67)
Championships.....	1 (1966)
Runner-Up	1 (1965)
Record	9-7 (.563)
Shutouts	2
	1-0, June 17, 1966 vs. USC
	1-0, June 10, 1965 vs. Washington State

CWS All-Time Team

Steve Arlin, P	1965-66
----------------------	---------

CWS 1960's All-Decade Team

Steve Arlin, P	1965-66
Chuck Brinkman, C	1965-66

Most Outstanding Player

Steve Arlin, P	1966
----------------------	------

All-Series Selections

Steve Arlin, P	1965-66
Chuck Brinkman, C	1965-66
Arnold Chonko, 1B	1965
Russ Nagelson, 1B	1966
Bo Rein, SS	1965-66
Ray Shoup, OF	1966

Single-Game Records

Most Innings Pitched	15 by Steve Arlin vs. Washington State, June 10, 1965
Most Strikeouts	20 by Steve Arlin vs. Washington State, June 10, 1965

CWS All-Time Team

Mike Day, C, Oklahoma State	1982-83-84-85
Will Clark, 1B, Mississippi State	1985
Todd Walker, 2B, Louisiana State	1993-94
Robin Ventura, 3B, Oklahoma State	1986-87
Spike Owen, SS, Texas	1981-82
Barry Bonds, OF, Arizona State	1983-84
Mark Kotsay, OF, Cal. State-Fullerton	1994-95
Dave Winfield, OF, Minnesota	1973
Pete Incaviglia, DH, Oklahoma State	1983-84-85
Steve Arlin, P, Ohio State	1965-66
Burt Hooton, P, Texas	1969-70
Rod Dedeaux, Head Coach, USC	1951-55-58-60-61-63-64-66-68-70-71-72-73-74-78

ALL-TIME CHAMPIONSHIP GAME RESULTS

Year	Champion	Runner-Up	Score	Most Outstanding Player
2021	Mississippi State	Vanderbilt	9-0	Will Bednar, P, Mississippi State
2020	No College World Series - cancelled due to COVID-19 pandemic			
2019	Vanderbilt	Michigan	8-2	Kumar Rocker, P, Vanderbilt
2018	Oregon State	Arkansas	5-0	Adley Rutschman, C, Oregon State
2017	Florida	LSU	6-1	Alex Faedo, P, Florida
2016	Coastal Carolina	Arizona	4-3	Andrew Beckwith, P, Coastal Carolina
2015	Virginia	Vanderbilt	4-2	Josh Sborz, P, Virginia
2014	Vanderbilt	Virginia	3-2	Dansby Swanson, 2B, Vanderbilt
2013	UCLA	Mississippi State	8-0	Adam Plutko, P, UCLA
2012	Arizona	South Carolina	4-1	Robert Refsnyder, OF, Arizona
2011	South Carolina	Florida	5-2	Scott Wingo, 2B, South Carolina
2010	South Carolina	UCLA	2-1 (11)	Jackie Bradley Jr., OF, South Carolina
2009	Louisiana State	Texas	11-4	Jared Mitchell, OF, Louisiana State
2008	Fresno State	Georgia	8-1	Tommy Mendonca, 3B, Fresno State
2007	Oregon State	North Carolina	9-3	Jorge Reyes, P, Oregon State
2006	Oregon State	North Carolina	3-2	Jonah Nickerson, P, Oregon State
2005	Texas	Florida	6-2	David Maroul, 3B, Texas
2004	Cal State-Fullerton	Texas	3-2	Jason Windsor, P, Cal State-Fullerton
2003	Rice	Stanford	14-2	John Hudgins, P, Stanford
2002	Texas	South Carolina	12-6	Huston Street, P, Texas
2001	Miami (Fla.)	Stanford	12-1	Charlton Jimerson, OF, Miami
2000	Louisiana State	Stanford	6-5	Trey Hodges, P, LSU
1999	Miami (Fla.)	Florida State	6-5	Marshall McDougall, 2B, Florida State
1998	Southern California	Arizona State	21-14	Wes Rachels, 2B, Southern California
1997	Louisiana State	Miami (Fla.)	13-6	Brandon Larson, SS, LSU
1996	Louisiana State	Miami (Fla.)	9-8	Pat Burrell, P, Miami (Fla.)
1995	Cal State-Fullerton	Southern California	11-5	Mark Kotsay, OF/P, Cal State-Fullerton
1994	Oklahoma	Georgia Tech	13-5	Chip Glass, OF, Oklahoma
1993	Louisiana State	Wichita State	8-0	Todd Walker, 2B, LSU
1992	Pepperdine	Cal State-Fullerton	3-2	Phil Nevin, 3B, Cal State-Fullerton
1991	Louisiana State	Wichita State	6-3	Gary Hymel, C, LSU
1990	Georgia	Oklahoma State	2-1	Mike Rebhan, P, Georgia
1989	Wichita State	Texas	5-3	Greg Brummett, P, Wichita State
1988	Stanford	Arizona State	9-4	Lee Plemel, P, Stanford
1987	Stanford	Oklahoma State	9-5	Paul Carey, RF, Stanford
1986	Arizona	Florida State	10-2	Mike Senne, LF, Arizona
1985	Miami (Fla.)	Texas	10-6	Greg Ellena, DH, Miami (Fla.)
1984	Cal State-Fullerton	Texas	3-1	John Fisher, LF, Cal State-Fullerton
1983	Texas	Alabama	4-3	Calvin Schiraldi, P, Texas
1982	Miami (Fla.)	Wichita State	9-3	Dan Smith, P, Miami (Fla.)
1981	Arizona State	Oklahoma State	7-4	Stan Holmes, LF, Arizona State
1980	Arizona	Hawaii	5-3	Terry Francona, LF, Arizona
1979	Cal State-Fullerton	Arkansas	2-1	Tony Hudson, P, Cal State-Fullerton
1978	Southern California	Arizona State	10-3	Rod Boxberger, P, Southern California
1977	Arizona State	South Carolina	2-1	Bob Horner, 3B, Arizona State
1976	Arizona	Eastern Michigan	7-1	Steve Powers, P/DH, Arizona
1975	Texas	South Carolina	5-1	Mickey Reichenbach, 1B, Texas
1974	Southern California	Miami (Fla.)	7-3	George Milke, P, Southern California
1973	Southern California	Arizona State	4-3	Dave Winfield, P/OF, Minnesota
1972	Southern California	Arizona State	1-0	Russ McQueen, P, Southern California
1971	Southern California	Southern Illinois	7-2	Jerry Tabb, 1B, Tulsa
1970	Southern California	Florida State	2-1	Gene Ammann, P, Florida State
1969	Arizona State	Tulsa	10-1	John Dolinsek, LF, Arizona State
1968	Southern California	Southern Illinois	4-3	Bill Seinoth, 1B, Southern California
1967	Arizona State	Houston	11-2	Ron Davini, C, Arizona State
1966	Ohio State	Oklahoma State	8-2	Steve Arlin, Ohio State
1965	Arizona State	Ohio State	2-1	Sal Bando, 3B, Arizona State
1964	Minnesota	Missouri	5-1	Joe Ferris, P, Maine
1963	Southern California	Arizona	5-2	Bud Hollowell, C, Southern California
1962	Michigan	Santa Clara	5-4	Bob Garibaldi, P, Santa Clara
1961	Southern California	Oklahoma State	1-0	Littleton Fowler, P, Oklahoma State
1960	Minnesota	Southern California	2-1	John Erickson, 2B, Minnesota
1959	Oklahoma State	Arizona	5-3	Jim Dobson, 3B, Oklahoma State
1958	Southern California	Missouri	8-7	Bill Thom, P, Southern California
1957	California	Penn State	1-0	Cal Emery, P/1B, Penn State
1956	Minnesota	Arizona	12-1	Jerry Thomas, P, Minnesota
1955	Wake Forest	Western Michigan	7-6	Tom Borland, P, Oklahoma State
1954	Missouri	Rollins	4-1	Tom Yewcic, C, Michigan State
1953	Michigan	Texas	7-5	J.L. Smith, P, Texas
1952	Holy Cross	Missouri	8-4	James O'Neill, P, Holy Cross
1951	Oklahoma	Tennessee	2-2	Sidney Hatfield, P/1B, Tennessee

OHIO STATE NCAA HISTORY

2018 Greenville Regional

#2 South Carolina 8, #3 Ohio State 3
#4 UNCW 4, #3 Ohio State 3

2016 Louisville Regional

#2 Ohio State 7, #3 Wright State 6
#1 Louisville 15, #2 Ohio State 3
#3 Wright State 7, #2 Ohio State 3

2009 Tallahassee Regional

#2 Georgia 24, #3 Ohio State 7
Ohio State 6, #4 Marist 4
Ohio State 13, Georgia 6

*#1 Florida State 37, Ohio State 6
*Regional championship Game 1

2007 College Station Regional

#2 Louisiana-Lafayette 5, #3 Ohio State 4
Ohio State 6, #4 Le Moyne 5
#1 Texas A&M 10, Ohio State 4

2005 Corvallis Regional

#1 Oregon State 4, #4 Ohio State 3
Ohio State 2, #2 Virginia 1
#3 St. John's 7, Ohio State 1
1-2 (.333), third place

2003 Auburn Regional

#3 Ohio State 10, #2 Clemson 8
Ohio State 6, #1 Auburn 2
Ohio State 9, Auburn 7
3-0 (1.000), first place

2003 Columbus Super Regional

Southwest Missouri State 13, Ohio State 8
Southwest Missouri State 13, Ohio State 7
0-2 (.000), runner-up

2002 South Bend Regional

#2 Notre Dame 8, #3 Ohio State 6
Ohio State 12, #4 Kent State 8
Ohio State 6, #1 South Alabama 4
Notre Dame 9, Ohio State 6
2-2 (.500), second place

2001 Columbus Regional

#3 Delaware 5, #2 Ohio State 4
#4 Kent State 9, Ohio State 8
0-2 (.000), fourth place

1999 Columbus Regional

#1 Ohio State 4, #4 Bowling Green 1
Ohio State 6, #3 Mississippi State 3
Ohio State 10, Mississippi State 7
3-0 (1.000), first place

1999 Columbus Super Regional

Ohio State 10, Cal State-Fullerton 7
Cal State-Fullerton 11, Ohio State 5
Cal State-Fullerton 13, Ohio State 2
1-2 (.333), runner-up

1997 Mid-east Regional (Oxford, Miss.)

#2 Mississippi St. 8, #5 Ohio State 5
#6 Tennessee Tech 5, Ohio State 3
0-2 (.000), fifth-place tie

1995 Midwest II Regional (Oklahoma City, Okla.)

#3 Texas 10, #4 Ohio State 5
#1 Auburn 8, Ohio State 6
0-2 (.000), fifth-place tie

1994 Atlantic II Regional (Tallahassee, Fla.)

#1 Ohio State 6, #6 Brigham Young 1
#3 Kansas 20, Ohio State 6
#4 Jacksonville 6, Ohio State 5
1-2 (.333), fourth-place tie

1993 Atlantic Regional (Atlanta, Ga.)

#3 Wichita State 14, #4 Ohio State 5
Ohio State 7, #1 Georgia Tech 4
Ohio State 6, #5 East Carolina 2
Ohio State 8, Wichita State 6
Wichita State 5, Ohio State 3
3-2 (.600), second place

1992 South I Regional (Baton Rouge, La.)

#3 Cal St.-Fullerton 3, #4 Ohio State 2
Ohio State 5, #1 Louisiana State 0
Ohio State 7, #6 Providence 6
Cal St.-Fullerton 13, Ohio State 1
2-2 (.500), second place

1991 Midwest Regional (Wichita, Kan.)

#2 Ohio State 7, #5 Rider 4
#4 California 10, Ohio State 8
Ohio State 6, #6 East Carolina 5
California 6, Ohio State 5
2-2 (.500), third place

1982 Central Regional (Austin, Texas)

Oklahoma 5, Ohio State 2
Florida State 8, Ohio State 3
0-2 (.000), fifth-place tie

1967 District 4 Playoffs (Carbondale, Ill.)

Ohio State 3, Valparaiso 2
Ohio State 5, Southern Illinois 4
Western Michigan 5, Ohio State 4
Ohio State 5, Western Michigan 4
3-1 (.750), first place

1967 College World Series (Omaha, Neb.)

Auburn 1, Ohio State 0
Houston 7, Ohio State 6
0-2 (.000), seventh-place tie

1966 District 4 Playoffs (Columbus, Ohio)

Ohio State 13, Valparaiso 3
Ohio State 10, Western Michigan 3
Ohio State 14, Western Michigan 7
3-0 (1.000), first place

1966 College World Series (Omaha, Neb.)

Ohio State 4, Oklahoma State 2
Ohio State 6, Southern California 2
Ohio State 8, St. John's 7
Southern California 5, Ohio State 1
Ohio State 1, Southern California 0
Ohio State 8, Oklahoma State 2
5-1 (.833), National Champions

1965 District 4 Playoffs (Athens, Ohio)

Ohio State 4, Ball State 0
Ohio State 4, Ohio University 2
Ohio State 10, Detroit 7
3-0 (1.000), first place

1965 College World Series (Omaha, Neb.)

Ohio State 2, Florida State 1
Ohio State 14, Washington State 1
Arizona State 9, Ohio State 4
Ohio State 1, Washington State 0
Ohio State 7, Arizona State 3
Arizona State 2, Ohio State 1
4-2 (.667), National runner-up

1955 District 4 Playoffs (Kalamazoo, Mich.)

Western Michigan 1, Ohio State 0
Ohio State 8, Western Michigan 5
Western Michigan 7, Ohio State 5
1-2 (.333), did not place

1951 District 4 Playoffs (Columbus, Ohio)

Ohio State 1, Western Michigan 0
Western Michigan 4, Ohio State 2
Ohio State 3, Western Michigan 2
2-1 (.667), first place

College World Series (Omaha, Neb.)

Oklahoma 9, Ohio State 8 (10 inn.)
Texas A&M 3, Ohio State 2
0-2 (.000), did not place

Note

1999 marked the first season of Super Regional play. Prior to 1954, district playoff games were not considered a part of the National Collegiate Baseball Championship. The Regional set-up began in 1975.

Districts/Regionals

Year	W-L	Pct.	Place
1951	2-1	.667	1st
1955	1-2	.333	—
1965	3-0	1.000	1st
1966	3-0	1.000	1st
1967	3-1	.750	1st
1982	0-2	.000	—
1991	2-2	.500	3rd
1992	2-2	.500	2nd
1993	3-2	.600	2nd
1994	1-2	.333	4th
1995	0-2	.000	15th
1997	0-2	.000	15th
1999	3-0	1.000	1st
2001	0-2	.000	4th
2002	2-2	.500	2nd
2003	3-0	1.000	1st
2005	1-2	.333	3rd
2007	1-2	.333	3rd
2009	2-2	.500	2nd
2016	1-2	.333	3rd
2018	0-2	.000	4th
All-time	33-31	.516	

Super Regionals

Year	W-L	Pct.	Place
1999	1-2	.333	2nd
2003	0-2	.000	2nd
All-time	1-4	.200	

College World Series

Year	W-L	Pct.	Place
1951	0-2	.000	t7th
1965	4-2	.667	2nd
1966	5-1	.833	1st
1967	0-2	.000	t7th
All-time	9-7	.563	

TEAM BATTING HIGHS

At-Bats	49 vs. Washington State, G2, 1965
Runs	14, 2 times (most recent vs. Western Michigan, 1966)
Hits	17, 2 times (most recent vs. Kent State, 2002)
Doubles	5, 2 times (most recent at Notre Dame, G1, 2002)
Triples	2, 3 times (most recent vs. East Carolina, 1991)
Home Runs	4 at Auburn, G1, 2003
RBI	13, 2 times (most recent vs. Georgia, G2, 2009)
Stolen Bases	8 vs. Kent State, 2002
Walks	9, 2 times (most recent vs. UNCW, 2018)
Strikeouts	14 at Louisville, 2016

TEAM BATTING LOWS

At-Bats	25 vs. Marist, 2009
Runs	0, 2 times (most recent vs. Auburn, 1967)
Hits	4 at Oregon State, 2005
Doubles	0, 16 times (most recent vs. UNCW, 2018)
Triples	0, 49 times (most recent vs. UNCW, 2018)
Home Runs	0, 36 times (most recent vs. Wright State G2, 2016)
RBI	0, 3 times (most recent vs. Western Michigan, 1955)
Stolen Bases	0, 32 times (most recent vs. UNCW, 2018)
Walks	1, 10 times (most recent vs. Wright State G2, 2016)
Strikeouts	0 vs. Le Moyne, 2007

TEAM PITCHING HIGHS

Strikeouts	20 vs. Washington State, G2, 1965
Walks	10 vs. Georgia, G1, 2009
Hits	38, at Florida State, 2009
Runs	27, at Florida State, 2009
Earned Runs	33, at Florida State, 2009

TEAM PITCHING LOWS

Strikeouts	1 vs. Cal State Fullerton, G1, 1992
Walks	0, six times (most recent vs. Le Moyne, 2007)
Hits	2, vs. Bowling Green, 1999
Runs	0 vs. Louisiana State, 1992
Earned Runs	0, three times (most recent vs. Tennessee Tech, 1997)

INDIVIDUAL BATTING

At-Bats	7 by Bo Rein vs. Washington State, G2, 1965
Runs	7 by Don Harkins vs. Washington State, G2, 1965
Runs	4 by Jimmy Reed vs. Washington State, G1, 1965
Hits	4, 9 times (most recent by Troy Montgomery vs. Wright State G1, 2016)
Doubles	2, 7 times (most recent by D. Anderson at Auburn, G2, 2003)
Triples	2 by Russ Nagelson vs. Oklahoma State, 1966
Home Runs	2, 3 times (most recent by Michael Stephens vs. Georgia, G2, 2009)
RBI	5 by Chad Ehrnsberger vs. Cal State-Fullerton G1, 1999
RBI	5 by Matt Middleton vs. Mississippi State, G3, 1999
RBI	5 by Russ Nagelson vs. Washington State, G1, 1965
Stolen Bases	3 by Ralph Copp vs. Houston, 1967
Stolen Bases	3 by Brett Garrard vs. Kent State, 2002
Stolen Bases	3 by Drew Anderson vs. Kent State, 2002
Walks	4 by James Graham vs. Washington State, G2, 1965
Strikeouts	3 by Mike Lockwood vs. Mississippi State, G2, 1999
Strikeouts	3 by Ken Tirpach vs. Cal State-Fullerton, G1, 1992
Strikeouts	3 by Christian Snavely vs. Notre Dame, G1, 2002
Strikeouts	3 by Nick Sergakis vs. Louisville, 2016
Strikeouts	3 by Noah McGowan vs. South Carolina, 2018
Strikeouts	3 by Bo Coolen vs. UNCW, 2018

INDIVIDUAL PITCHING

Innings Pitched	15 by Steve Arlin vs. Washington State, G2, 1965
Strikeouts	20 by Steve Arlin vs. Washington State, G2, 1965
Walks	0 by Dan DeLucia vs. Virginia, 2005
Walks	0 by Cory Luebke vs. Le Moyne, 2007
Hits	2 by Justin Fry vs. Bowling Green, 1999
Runs	0 by Scott Kligenbeck vs. LSU, 1992
Runs	0 by Steve Arlin vs. Washington State, G2, 1965
Earned Runs	0 by Scott Kligenbeck vs. LSU, 1992
Earned Runs	0 by Steve Arlin vs. Washington State, G2, 1965



NCAA TOURNAMENT LINESCORES

2019 NASHVILLE REGIONAL

#4 Ohio State vs #2 Indiana State

June 2, Hawkins Field at Nashville, Tenn.

	1	2	3	4	5	6	7	8	9	R	H	E
ISU	2	0	0	1	0	4	1	0	2	10	14	0
OSU	3	0	1	0	0	1	0	0	0	5	15	1

Batteries-ISU-Whitbread, Moralis (6), Ridgway (7) & Wright. OSU-Smith, Brock (6), Waning (7), Milheim (8), Gahn (9) & Dingle. W-Whitbread (9-2); L-Smith (7-5). HR-ISU Boyle (3). OSU Pohl (9).

2019 NASHVILLE REGIONAL

#4 Ohio State vs #3 McNeese

June 1, Hawkins Field at Nashville, Tenn.

	1	2	3	4	5	6	7	8	9	10	11	12	13	R	H	E	
OSU	1	0	0	2	1	1	0	3	0	0	0	0	0	1	9	11	3
McNeese	2	0	2	0	1	3	0	0	0	0	0	0	0	0	8	10	2

Batteries-OSU-Lonsway, Pfennig (4), Magno (6) & Dingle. MSU-Deaton, Uecker (5), King (8), Kincaid (8), McLemore (9) & Duhon. W-Magno (5-3); L-McLemore (1-2). HR-OSU Canzone (16), Cherry (16), Dezenzo (10).

2019 NASHVILLE REGIONAL

#4 Ohio State vs #1 Vanderbilt

May 31, Hawkins Field at Nashville, Tenn.

	1	2	3	4	5	6	7	8	9	R	H	E
OSU	1	1	0	0	0	0	0	0	0	2	7	0
Vanderbilt	2	2	0	2	0	0	1	1	x	8	11	2

Batteries-OSU-Burhenn, Milheim (5), Root (7) & Dingle. VU-Fellows & Clarke. W-Fellows (12-0); L-Burhenn (6-4). HR-OSU Pohl (6). VU Infante (9).

2018 GREENVILLE REGIONAL

#3 Ohio State vs #4 UNCW

June 2, Clark-LeClair Stadium at Greenville, N.C.

	1	2	3	4	5	6	7	8	9	R	H	E
OSU	0	1	0	1	0	0	0	0	1	0	1	1
UNCW	0	1	0	1	0	0	0	0	0	1	4	19

Batteries-OSU-Felner, Woodyby (6), Kinker (9), Pavlopoulos (1), Michalik (13) Barnwell. UNCW-Herring, Warren (2), Ryan (7), Cota (9), Beeher (11), Morgan (13) & Jeffers. W-Morgan (2-1); L-Pavlopoulos (1-4). HR-OSU Barnwell (3).

2018 GREENVILLE REGIONAL

#3 Ohio State vs #2 South Carolina

June 1, Clark-LeClair Stadium at Greenville, N.C.

	1	2	3	4	5	6	7	8	9	R	H	E
OSU	0	0	0	0	0	0	1	0	1	3	9	1
South Carolina	0	0	0	0	0	0	5	3	X	8	14	1

Batteries-OSU-Curlls, Kinker (7), Smith (8), Michalik (8) & Barnwell. South Carolina-Hill, Demurias (5), Lawson (7) & Hunter. W-Demurias (7-0); L-Kinker (6-2). HR-OSU Dingle (4).

2016 LOUISVILLE REGIONAL

June 3, Patterson Stadium, Louisville, Ky.

	1	2	3	4	5	6	7	8	9	R	H	E
Wright State	0	0	0	2	4	0	0	0	0	6	7	0
OSU	8	0	5	0	0	0	0	2	2	7	11	1

Batteries-OSU-Tully, Kinker (5), Horejsei (7), Michalik (8) & Washington. WSU-Scholten, Sampen (8) & Murphy. W-Michalik (4-1). L-Sampen (8-4).

2016 LOUISVILLE REGIONAL

June 4, Patterson Stadium, Louisville, Ky.

	1	2	3	4	5	6	7	8	9	R	H	E
OSU	0	0	0	0	0	0	2	1	1	3	6	0
Louisville	2	0	8	3	1	0	0	1	X	15	19	3

Batteries-OSU-Havird, Woodyby (3), Stoll (5) & Washington. LOU-McKay, Hummel (6) & Smith. W-McKay (12-3). L-Havird (6-4). HR-OSU Mosbarger (1); LOU-McKay (5), Rosenbaum (2) (10).

2016 LOUISVILLE REGIONAL

June 5, Patterson Stadium, Louisville, Ky.

	1	2	3	4	5	6	7	8	9	R	H	E
OSU	1	0	0	1	0	0	1	0	3	5	0	0
Wright State	5	0	1	0	0	0	1	X	7	12	1	

Batteries-OSU-Feltner, Kinker (4), Horejsei (7), Pavlopoulos (8) & Washington. WSU-Sampen, Collins (6) & Murphy. W-Sampen (9-4). L-Feltner (3-4). HR-WSU Snyder (10).

2009 TALLAHASSEE REGIONAL

May 29, Dick Howser Stadium, Tallahassee, Fla.

	1	2	3	4	5	6	7	8	9	R	H	E
OSU	0	0	2	0	0	0	1	3	1	7	10	1
Georgia	8	0	0	2	0	1	3	10	X	24	23	2

Batteries-OSU-Wimmers, Barrera (5), Armstrong (7), Minium (8), Shinn (8) & Burkhardt. UGA-Grimm, Esmonde (6), Tanner (8), McRee (8), Allen (9) & Lewis. W-Grimm (4-4); L-Wimmers (9-2). HR-UGA-Cerione (2) (12), Poytress (3) (24), Lewis (2) (18).

2009 TALLAHASSEE REGIONAL

May 30, Dick Howser Stadium, Tallahassee, Fla.

	1	2	3	4	5	6	7	8	9	R	H	E
Marist	0	2	0	1	0	1	0	0	0	4	10	0
OSU	0	0	4	1	0	1	0	1	X	6	7	0

Batteries-MC-Martin, Putnam (6), Wiley (8) & Stanton. OSU-Wolosiansky, Rucinski (6), Hale (8) & Burkhardt. W-Rucinski (11-2); L-Martin (5-6); SV-Hale (17). HR-MC-Agostini (2).

2009 TALLAHASSEE REGIONAL

May 31, Dick Howser Stadium, Tallahassee, Fla.

	1	2	3	4	5	6	7	8	9	R	H	E
Georgia	1	4	0	0	0	1	0	0	0	6	10	3
OSU	0	3	2	2	0	0	0	0	0	13	13	0

Batteries-UGA-Walters, Harvil (2), Earls (4), Weaver (7) & Lewis. OSU-Best, Rucinski (5), Hale (7) & Burkhardt. W-Rucinski (12-2); L-Harvil (4-3); SV-Hale (18). HR-UGA-Cone (2) (4), Lewis (19). OSU-Stephens (2) (14).

2009 TALLAHASSEE REGIONAL

May 31, Dick Howser Stadium, Tallahassee, Fla.

	1	2	3	4	5	6	7	8	9	R	H	E
FSU	8	3	9	1	11	0	0	3	2	37	38	2
OSU	0	0	0	0	2	0	0	2	2	6	13	5

Batteries-FSU-McGee, Parker (6), Gilmartin (8), Posey (8), Marshall (9) & Lopez. OSU-Strayer, Barrera (1), Rucinski (2), Wolosiansky (3), Armstrong (5), Minium (5), Hale (8) & Burkhardt. W-McGee (6-2); L-Strayer (0-2). HR-FSU-Dravetz (8), Danesh (6), Meschke (3). OSU-Engle (2).

2007 COLLEGE STATION REGIONAL

June 1, Olsen Field, College Station, Tex.

	1	2	3	4	5	6	7	8	9	R	H	E
OSU	0	0	3	0	1	0	0	0	0	4	12	2
LA-Lafayette	1	0	0	3	0	0	0	0	1	5	13	0

Batteries-OSU-Hale, Edgin (8), Meister (8) & Fryer. LAL-Farquhar, Pilgreen (5) & Lucroy. W-Pilgreen (7-0); L-Meister (4-7). HR-LAL-Gisclair (12).

2007 COLLEGE STATION REGIONAL

June 2, Olsen Field, College Station, Tex.

	1	2	3	4	5	6	7	8	9	10	R	H	E
Le Moyne	0	1	1	3	0	0	0	0	0	0	5	9	2
OSU	1	2	0	2	0	0	0	0	0	1	6	14	1

Batteries-LeM-Beaulac, Woods (6) & Haynes. OSU-Luebke & Fryer. W-Luebke (9-1); L-Woods (7-2). HR-LeM-Crawford (3). OSU-Howell (4).

2007 COLLEGE STATION REGIONAL

June 3, Olsen Field, College Station, Tex.

	1	2	3	4	5	6	7	8	9	R	H	E
OSU	0	0	0	3	0	0	0	0	0	4	8	1
Texas A&M	1	0	3	1	1	2	2	0	X	10	10	1

Batteries-OSU-Shuck, Fausnaugh (6), Best (7), Edgin (8) & Fryer. TAM-Rivers, Campfield (5) & Stinson. W-Campfield (3-0); L-Shuck (4-4). HR-OSU-Rupert (1). TAM-Stouffer (11), Anders (11), Stinson (1).

2005 CORVALLIS REGIONAL

June 3, Goss Stadium, Corvallis, Ore.

	1	2	3	4	5	6	7	8	9	R	H	E
OSU	0	0	0	1	0	1	0	0	0	3	4	0
Oregon St.	0	2	0	0	0	0	0	1	1	4	9	2

Batteries-OSU-Madsen, Meister (9) & Fryer. ORST-Buck, Gunderson (8) & Canham. W-Gunderson (6-2); L-Meister (8-2). HR-ORST-Canham (7), McFeely (5).

2005 CORVALLIS REGIONAL

June 4, Goss Stadium, Corvallis, Ore.

	1	2	3	4	5	6	7	8	9	R	H	E
Virginia	0	0	0	0	0	1	0	0	0	1	4	1
OSU	0	0	0	0	1	0	0	0	1	2	7	2

Batteries-UVA-Kamrath & Headd. OSU-DeLucia & Fryer. W-DeLucia (6-5); L-Kamrath (9-5). HR-None.

2005 CORVALLIS REGIONAL

June 3, Goss Stadium, Corvallis, Ore.

	1	2	3	4	5	6	7	8	9	R	H	E
OSU	0	0	0	0	1	0	0	0	0	1	6	3
St. John's	0	0	0	3	3	0	0	1	X	7	8	2

Batteries-OSU-Luyster, Barker (5), Carroll (8). STJ-Sullivan & Hicke. W-Sullivan (8-3); L-Luyster (7-4). HR STJ-Joachim (5).

2003 AUBURN REGIONAL

May 30, Plainsman Park, Auburn, Ala.

	1	2	3	4	5	6	7	8	9	R	H	E
OSU	0	0	2	2	1	0	2	0	3	10	13	3
Clemson	3	0	0	1	0	0	2	0	2	8	11	3

Batteries-OSU-Newman, Brown (7), Davis (8) & Kinnear. CU-Hogan, Hahn (4), Rohrbaugh (7), Berken (8), Harrelson (9) & Pyzik. W-Newman (8-5); L-Hahn (5-7). HR-OSU-Anderson (2) (8, 9), Caravati (5).

2003 AUBURN REGIONAL

May 31, Plainsman Park, Auburn, Ala.

	1	2	3	4	5	6	7	8	9	R	H	E
Auburn	1	1	0	0	0	0	0	0	0	2	8	1
OSU	0	0	2	1	0	1	2	0	X	6	7	0

Batteries-OSU-Madsen, Davis (9) & Kinnear. AU-Hughes, Duetit (6) & Huddleston. W-Madsen (8-1); L-Hughes (6-6). HR-OSU-Anderson (2) (10, 11), Snavely (16), Caravati (6). AU-Schade (1).

2003 AUBURN REGIONAL

June 1, Plainsman Park, Auburn, Ala.

	1	2	3	4	5	6	7	8	9	R	H	E
Auburn	0	2	3	0	2	0	0	0	0	7	14	4
OSU	0	1	1	3	0	3	1	0	X	9	9	0

Batteries-OSU-Hanners, Brown (5), Luyster (7), Davis (8) & Kinnear. AU-Dennis, Duetit (4), Register (6) & Huddleston. W-Brown (3-0); L-Register (3-3). HR-OSU-Caughenbaugh (1). AU-Huddleston (13), Amonite (12).



2003 COLUMBUS SUPER REGIONAL

June 7, Bill Davis Stadium, Columbus, Ohio
Southwest Missouri State 13, Ohio State 8

	1	2	3	4	5	6	7	8	9	R	H	E
OSU	0	0	2	1	0	2	0	3	0	8	7	0
SMS	1	0	7	0	0	0	5	X		13	14	2

Batteries-OSU-Newman, Davis (8), Brown (8) & Kinnear. SMS-Mulholland, Marcum (7), Zimmermann (9) & Piazza. W-Marcum (1-4); L-Newman (8-6). HR- OSU-Anderson (12), Caravati (7), Garrard (8), Stephen (6); SMS-Brinkley (8).

June 8, Bill Davis Stadium, Columbus, Ohio
Southwest Missouri State 13, Ohio State 7

	1	2	3	4	5	6	7	8	9	R	H	E
SMS	2	1	0	0	0	8	0	2	0	13	16	1
OSU	0	1	3	0	2	0	2	0	0	7	9	4

Batteries-SMS-Ziegler, Zimmerman (7) & Piazza. OSU-Madsen, Luyster (6), Brown (6), Hanners (7), Prenger (8) & Kinnear. W-Ziegler (12-1); S-Zimmerman. L-Luyster (3-1). HR-SMS-Piazza (15), Marcum (6), OSU-Caravati (8), Garrard (9).

2002 SOUTH BEND REGIONAL

May 31, Frank Eck Stadium, South Bend, Ind.
Notre Dame 8, Ohio State 6

	1	2	3	4	5	6	7	8	9	R	H	E
OSU	0	1	0	0	1	2	0	1		6	10	1
Notre Dame	0	0	2	0	0	5	1	X		8	15	0

Batteries-OSU-Newman, Smith (7), Hanners (8) & Wilkins. UND-Ogilvie, Niesel (6), Gagne (7) & O'Toole. W-Gagne (8-4); L-Newman (8-6). HR- OSU-Snavely (9), UND-Bok (2).

June 1, Frank Eck Stadium, South Bend, Ind.
Ohio State 12, Kent State 8

	1	2	3	4	5	6	7	8	9	R	H	E
OSU	0	2	2	3	0	2	0	1		12	17	1
Kent State	0	0	2	2	1	0	1	0		8	13	4

Batteries-OSU-Laratta, Davis (5) & Wilkins. KSU-Lorenzo, Augsburg (5), Frank (6), Galbreath (7), Hlebovy (8) & O'Brien. W-Davis (6-0); L-Lorenzo (6-3). HR- OSU-Snavely (10).

June 1, Frank Eck Stadium, South Bend, Ind.
Ohio State 6, South Alabama 4

	1	2	3	4	5	6	7	8	9	R	H	E
S. Alabama	2	2	0	0	0	0	0	0		4	10	0
OSU	2	2	0	1	0	0	0	1		6	7	1

Batteries-USA-Crosby, Heath (2) & Scoville. OSU-Lewis & Wilkins. W-Lewis (8-2); L-Heath (9-4). HR- USA-Mulhern (17), OSU-Swisher (10), Pettorini (7).

2002 SOUTH BEND REGIONAL

June 2, Frank Eck Stadium, South Bend, Ind.
Notre Dame 9, Ohio State 6

	1	2	3	4	5	6	7	8	9	R	H	E
Notre Dame	2	0	0	3	0	2	1	0		9	14	0
OSU	0	0	0	1	0	1	0	4		6	12	2

Batteries-UND-Niesel, Vitoria (7), Gagne (8) & O'Toole. OSU-Smith, Hanners (6) & Wilkins. W-Niesel (3-0); L-Smith (6-1). HR- UND-Bok (3).

2001 COLUMBUS REGIONAL

May 25, Bill Davis Stadium, Columbus, Ohio
Delaware 5, Ohio State 4

	1	2	3	4	5	6	7	8	9	R	H	E
Delaware	0	0	2	0	1	0	0	1		5	9	1
OSU	0	2	0	0	2	0	0	0		4	5	1

Batteries-OSU-Laratta, Steen (8), Cox (9) & Wilkins. UD-McGuire (8), Sage (9) & Schneider (8), Wimer (9), W-Sage (11-2); L-Steed (4-4). HR- None.

2001 COLUMBUS REGIONAL

May 26, Bill Davis Stadium, Columbus, Ohio
Kent State 9, Ohio State 8

	1	2	3	4	5	6	7	8	9	R	H	E
OSU	0	0	0	1	0	6	1	0		8	13	0
Kent State	0	2	2	0	4	0	0	0		9	11	3

Batteries-OSU-Goodrum, Prenger (4) & Wilkins. KSU- Hayhurst, Galbreath (5), White (5) & P. O'Brien. W-White (3-1); L-Prenger (5-2). HR- OSU-Deeds (14); KSU-E. O'Brien (19).

1999 COLUMBUS REGIONAL

May 28, Bill Davis Stadium, Columbus, Ohio
Ohio State 4, Bowling Green 1

	1	2	3	4	5	6	7	8	9	R	H	E
Bowling Green	0	0	0	1	0	0	0	0		1	2	1
OSU	0	0	0	0	1	2	1	0		4	8	0

Batteries-BGSU-Kelley & Marcum. OSU-Fry & Durant. W-Fry (10-2); L-Kelley (12-4). HR-OSU-Trott (7).

1999 COLUMBUS REGIONAL

May 29, Bill Davis Stadium, Columbus, Ohio
Ohio State 6, Mississippi State 3

	1	2	3	4	5	6	7	8	9	R	H	E
OSU	0	1	2	2	0	0	1	0		6	17	1
Mississippi St.	0	0	0	0	0	1	2	0		3	5	1

Batteries-OSU-Laratta & Durant. MSU-Thoms, Donovan (8), Estel (8) & Curry. W-Laratta (10-2); L-Thoms (7-6). HR-OSU-Ehnsberger (15); MSU-Curry (8).

1999 COLUMBUS REGIONAL

May 30, Bill Davis Stadium, Columbus, Ohio
Ohio State 10, Mississippi State 7

	1	2	3	4	5	6	7	8	9	R	H	E
OSU	0	0	0	5	1	4	0	0		10	10	1
Mississippi St.	0	1	1	0	1	0	2	0		7	13	0

Batteries-OSU-Lee, Smith (7), Fullenkamp (8) & Durant. MSU-Polk, Carroll (5), Estel (6) & Curry. W-Lee (9-1); L-Polk (5-3). HR-OSU-Middleton (8); MSU-Martin (7), Chapman (6).

1999 COLUMBUS SUPER REGIONAL

June 4, Bill Davis Stadium, Columbus, Ohio
Ohio State 10, Cal State-Fullerton 7

	1	2	3	4	5	6	7	8	9	R	H	E
CS-Fullerton	1	0	2	0	2	1	0	0		7	9	3
OSU	0	1	1	0	4	0	0	4		10	10	0

Batteries-OSU-Fry, Fullenkamp (9), Lee (9) & Durant. CSUF-Sorensen, Saarloos (7) & Patterson. W-Fry (11-2); L-Saarloos (7-3). HR-OSU-Ehnsberger (16); CSUF-Rifkin (5), Owens (2).

1999 COLUMBUS SUPER REGIONAL

June 6, Bill Davis Stadium, Columbus, Ohio
Cal State-Fullerton 13, Ohio State 2

	1	2	3	4	5	6	7	8	9	R	H	E
CS-Fullerton	0	5	0	0	2	2	0	4		13	13	0
OSU	0	0	0	1	0	0	1	0		2	6	1

Batteries-OSU-Lee, Smith (4), Goodrum (5), Fullenkamp (5), Cox (9) & Durant. CSUF-Carralajo, DeJong (6), Saarloos (7) & Patterson. W-Carralajo (1-0); L-Lee (9-2). HR-OSU-Middleton (9); CSUF-Johnson (13), Rifkin (6), Norris (6), Patterson (2).

1999 COLUMBUS SUPER REGIONAL

June 5, Bill Davis Stadium, Columbus, Ohio
Cal State-Fullerton 11, Ohio State 5

	1	2	3	4	5	6	7	8	9	R	H	E
OSU	0	0	0	0	0	0	1	3		5	10	1
CS-Fullerton	3	0	1	1	3	2	0	1		11	16	1

Batteries-CSUF-Smith, Jurado (8) & Patterson. OSU-Laratta, Cox (5), Goodrum (7), Steen (8) & Durant. W-Smith (7-0); L-Laratta (10-3). HR-CSUF-Owens 2 (23), Norris (5).

1997 MIDEAST REGIONAL

May 22, Dudy Noble Field/Polk-DeMent Stadium
Starkville, Miss.
Mississippi State 8, Ohio State 5

	1	2	3	4	5	6	7	8	9	R	H	E
OSU	0	0	0	5	0	0	0	0		5	8	2
Mississippi St.	1	1	1	1	0	0	2	2		8	15	0

Batteries-OSU-Fry, Stafford (8), Lee (8) & Kremblas. MSU-DuBose & Patton. W-DuBose (8-3); L-Fry (10-3). HR-None.

1997 MIDEAST REGIONAL

May 23, Dudy Noble Field/Polk-DeMent Stadium
Starkville, Miss.
Tennessee Tech 5, Ohio State 3

	1	2	3	4	5	6	7	8	9	R	H	E
Tenn. Tech	0	2	0	0	0	2	0	0		5	7	3
OSU	0	0	0	1	0	0	2	0		3	8	5

Batteries-OSU-Thompson, Lee (6) & Kremblas. TT-Moore, Holloway (7) & Lee. W-Moore (8-1); L-Thompson (10-3). HR-OSU-Seimetz.

1995 MIDWEST II REGIONAL

May 25, All Sports Stadium, Oklahoma City, Okla.
Texas 10, Ohio State 5

	1	2	3	4	5	6	7	8	9	R	H	E
OSU	0	0	1	0	0	2	0	2		5	9	4
Texas	1	1	0	2	0	6	0	X		10	13	1

Batteries-OSU-Cannon, Spears (8), Nelson (8) & Eckelman. UT-Smart & Escamilla. W-Escamilla (14-4); L-Cannon (8-6). HR-None.

1995 MIDWEST II REGIONAL

May 26, All Sports Stadium, Oklahoma City, Okla.
Auburn 8, Ohio State 6

	1	2	3	4	5	6	7	8	9	R	H	E
Auburn	0	1	1	0	4	0	1	1		8	19	1
OSU	4	0	0	0	0	0	1	0		6	12	2

Batteries-AU-Morrison, Woodward (8) & Clark. OSU-Spears, Nelson (5) & Eckelman. W-Morrison (12-2); L-Spears (7-4). HR-AU-Chabot.

1994 ATLANTIC II REGIONAL

May 26, Dick Howser Stadium, Tallahassee, Fla.
Ohio State 6, Brigham Young 1

	1	2	3	4	5	6	7	8	9	R	H	E
BYU	0	0	0	0	0	0	0	0		1	3	3
OSU	0	0	2	0	0	0	3	1		6	5	0

Batteries-BYU-Bloomfield, Gatten (8) & Espirito. OSU-Beaumont & Sweet. W-Beaumont (11-1); L-Bloomfield (8-3). HR-OSU-Repasky (8).

1994 ATLANTIC II REGIONAL

May 27, Dick Howser Stadium, Tallahassee, Fla.
Kansas 20, Ohio State 6

	1	2	3	4	5	6	7	8	9	R	H	E
OSU	0	3	0	2	0	0	0	1		6	12	3
Kansas	2	1	0	5	8	0	4	0		20	19	1

Batteries-OSU-Granata, Biehle (4), Pachner (5), Noffke (6), Walker (7) & Sweet. KU-Splitterff & Meadows. W-Splitterff (10-1); L-Granata (7-2). HR-OSU-Kaczmar (18), Marsh (5), KU-Igou 2 (6 & 7), Meadows (2), Monroe (11), Turney (13).

1994 ATLANTIC II REGIONAL

May 28, Dick Howser Stadium, Tallahassee, Fla.
Jacksonville 6, Ohio State 5

	1	2	3	4	5	6	7	8	9	R	H	E
Jacksonville	0	2	0	1	0	2	0	1		6	8	0
OSU	0	2	0	0	1	0	2	0		5	10	1

Batteries-OSU-Cannon, Hale (8) & Sweet. JU-Johnson, Knobloch (6), Scheer (8), Ferguson (9) & Holin. W-Scheer (2-0); L-Hale (3-2); S-Ferguson (2) HR-JU-Diddell (6).



NCAA TOURNAMENT LINESCORES

1993 ATLANTIC REGIONAL

May 27, Russ Chandler Stadium, Atlanta, Ga.
Wichita State 14, Ohio State 5

	1	2	3	4	5	6	7	8	9	R	H	E
OSU	0	0	2	0	0	3	0	0	0	5	8	4
Wichita State	1	0	2	3	0	1	7	0	X	14	14	1

Batteries-OSU-Beaumont, Pachner (7) & Khoury. WSU-Brandley, Dreifort (7) & McCollough. W-Brandley (8-2); L-Beaumont (8-4); S-Dreifort (4). HR-WSU-Adams (1), Dreifort 2 (17 & 18).

1993 ATLANTIC REGIONAL

May 28, Russ Chandler Stadium, Atlanta, Ga.
Ohio State 7, Georgia Tech 4

	1	2	3	4	5	6	7	8	9	R	H	E
Georgia Tech	0	0	0	0	2	0	0	0	2	4	8	1
OSU	2	0	0	1	3	0	1	0	X	7	13	0

Batteries-GT-Albert, Binkley (5) & Varitek. OSU-Granata & Khoury. W-Granata (7-4); L-Albert (9-7) HR-GT-Newhan (8), Payton (14); OSU-Jones (8), Williams (2).

1993 ATLANTIC REGIONAL

May 29, Russ Chandler Stadium, Atlanta, Ga.
Ohio State 6, East Carolina 2

	1	2	3	4	5	6	7	8	9	R	H	E
OSU	3	1	0	0	0	0	2	0	0	6	9	0
East Carolina	1	0	0	1	0	0	0	0	0	2	6	3

Batteries-OSU-Cannon, Hale (9) & Khoury. ECU-Blackwell, Whitfield (3) & Antal. W-Cannon (5-5); L-Blackwell (6-2); SV-Hale (4), HR-None.

1993 ATLANTIC REGIONAL

May 30, Russ Chandler Stadium, Atlanta, Ga.
Ohio State 8, Wichita State 6

	1	2	3	4	5	6	7	8	9	R	H	E
Wichita St.	0	1	0	2	3	0	0	0	0	6	12	2
OSU	0	6	1	0	0	0	0	1	X	8	14	0

Batteries-WSU-Dennis, Jordan (2), Klusener (8) & Wheeler. OSU-Beaumont, Pachner (5), Hale (6) & Khoury. W-Hale (8-0); L-Dennis (2-6) HR-WSU-Dreifort (20), Smith (17); OSU-Khoury (6), Marsh (7).

1993 ATLANTIC REGIONAL

May 30, Russ Chandler Stadium, Atlanta, Ga.
Ohio State 5, Ohio State 3

	1	2	3	4	5	6	7	8	9	R	H	E
OSU	0	0	0	0	3	0	0	0	0	3	10	1
Wichita St.	0	3	0	0	1	0	0	1	X	5	7	2

Batteries-OSU-Walker, Nofke (2), Pachner (7), Hale (8) & Khoury. WSU-Brandley, Bluma (7) & McCollough. W-Brandley (9-2); L-Walker (3-1); S-Bluma (12). HR-WSU-Smith (18).

1992 SOUTH I REGIONAL

May 21, Alex Box Stadium, Baton Rouge, La.
Cal State-Fullerton 3, Ohio State 2

	1	2	3	4	5	6	7	8	9	R	H	E
OSU	0	0	1	0	0	1	0	0	0	2	8	2
CS-Fullerton	1	0	0	0	0	1	0	1	1	3	12	1

Batteries-OSU-Granata, Pachner (7), Mesewicz (9) & Khoury. CSUF-Popoff, Dembisky (8) & Moler. W-Dembisky (2-1); L-Pachner (4-2). HR-OSU-Mulligan (6).

1992 SOUTH I REGIONAL

May 22, Alex Box Stadium, Baton Rouge, La.
Ohio State 5, Louisiana State 0

	1	2	3	4	5	6	7	8	9	R	H	E
LSU	0	0	0	0	0	0	0	0	0	0	5	2
OSU	1	2	2	0	0	0	0	0	X	5	6	1

Batteries-LSU-Schultz, Sirotko (5) & Antonini. OSU-Klingenbeck & Khoury. W-Klingenbeck (7-7); L-Schultz (8-3). HR-OSU-Khoury (3).

1992 SOUTH I REGIONAL

May 23, Alex Box Stadium, Baton Rouge, La.
OSU 12, PROV 0

	1	2	3	4	5	6	7	8	9	10	11	12	R	H	E
OSU	0	1	0	0	0	2	0	0	2	1	0	1	7	15	1
PROV	0	0	0	0	0	2	2	1	0	1	0	0	6	7	2

Batteries-OSU-Beaumont, Pachner (7), Mesewicz (8) & Sweet, Khoury (8). PC-Garside, Krollman (7), Surdez (9) & Foster. W-Mesewicz (5-1); L-Surdez (6-2). HR-PC-Martone (1), Lerardi (8).

1992 SOUTH I REGIONAL

May 24, Alex Box Stadium, Baton Rouge, La.
Cal State-Fullerton 13, Ohio State 1

	1	2	3	4	5	6	7	8	9	R	H	E
CS-Fullerton	0	2	4	0	5	0	0	0	2	13	14	0
OSU	0	0	0	0	1	0	0	0	0	1	8	0

Batteries-CSUF-Popoff, Dembisky (8) & Moler. OSU-Granata, Pachner (3), Nofke (5) & Khoury, Sweet (6). W-Popoff (12-2); L-Granata (9-4). HR-None.

1991 MIDWEST REGIONAL

May 24, Eck Stadium-Tyler Field, Wichita, Kan.
Ohio State 7, Rider 4

	1	2	3	4	5	6	7	8	9	R	H	E
Rider	0	0	0	1	0	1	0	0	2	4	10	2
OSU	0	2	0	0	1	0	0	4	X	7	9	1

Batteries-RC-Dillman, Fisher (8) & Mahony. OSU-Klingenbeck, Khoury (9) & Durant. W-Klingenbeck (11-2); L-Dillman (7-3). HR-None.

1991 MIDWEST REGIONAL

May 25, Eck Stadium-Tyler Field, Wichita, Kan.
California 10, Ohio State 8

	1	2	3	4	5	6	7	8	9	R	H	E
OSU	2	0	0	0	1	5	0	0	0	8	12	3
California	4	1	0	2	1	0	1	0	X	10	10	1

Batteries-OSU-Smith, Worley (5), Granata (9) & Durant. CAL-Cather, Toomey (6), Zuber (9) & Harrison. W-Toomey (5-5); L-Worley (4-2). HR-CAL-Penix (17), Clapinski (6), Harrison (11), Newman (5); OSU-Frey (7).

1991 MIDWEST REGIONAL

May 26, Eck Stadium-Tyler Field, Wichita, Kan.
Ohio State 6, East Carolina 5

	1	2	3	4	5	6	7	8	9	R	H	E
E. Carolina	0	0	2	1	1	0	1	0	0	5	7	1
OSU	1	0	0	4	0	0	0	1	X	6	10	3

Batteries-ECU-Ambrosius, White (5) & Eason. OSU-Schwarber & Durant. W-Schwarber (14-1); L-White (5-4). HR-ECU-Eason (13); OSU-Ban (4).

1991 MIDWEST REGIONAL

May 26, Eck Stadium-Tyler Field, Wichita, Kan.
California 6, Ohio State 5

	1	2	3	4	5	6	7	8	9	R	H	E
OSU	1	0	0	1	1	0	1	0	1	5	9	0
California	0	4	0	0	0	0	1	1	1	6	7	3

Batteries-OSU-Sparma & Durant. CAL-Ludwick, Toomey (5) & Harrison. W-Toomey (6-5); L-Sparma (8-3). HR-CAL-Harrison (12); OSU-Ban (5).

1982 CENTRAL REGIONAL

May 28, Tisch-Falk Field, Austin, Texas
Oklahoma 5, Ohio State 2

	1	2	3	4	5	6	7	8	9	R	H	E
OSU	0	1	0	0	0	1	0	0	0	2	8	3
Oklahoma	0	0	3	2	0	0	0	0	X	5	9	2

Batteries-OSU-Swearigen, Klassman (4), Vanderpohl (7), Aurentz (9) & King. OU-Straight, Dean & Empting. W-Straight (6-3); L-Swearigen (9-1). HR-None.

1982 CENTRAL REGIONAL

May 29, Tisch-Falk Field, Austin, Texas
Florida State 8, Ohio State 3

	1	2	3	4	5	6	7	8	9	R	H	E
Florida St.	0	2	4	2	0	0	0	0	0	8	10	1
OSU	0	0	0	0	0	0	0	1	2	3	8	3

Batteries-FSU-Keeler, Smalley (6), Swindle (9) & Dowell, Ashford. OSU-Cunningham, Devine (3), Vanderpohl (4), Fithian (8) & King. W-Keeler(10-2); L-Cunningham(8-1). HR-OSU-Rake(6).

1967 DISTRICT 4 PLAYOFFS

May 25, Carbondale, Ill.
Ohio State 3, Valparaiso 2

	1	2	3	4	5	6	7	8	9	R	H	E
Valparaiso	0	0	0	0	0	1	0	0	1	2	10	1
OSU	1	0	0	0	0	0	0	0	2	3	4	2

Batteries-VU-Dorsch & Whetsel. OSU-Boggs, Stillwell (5), Glaser (6), Wolfe (9) & Carlson. W-Wolfe (1-2); L-Dorsch (6-3). HR-None.

1967 DISTRICT 4 PLAYOFFS

May 26, Carbondale, Ill.
Ohio State 5, Southern Illinois 4

	1	2	3	4	5	6	7	8	9	R	H	E
OSU	1	0	2	0	0	0	2	0	0	5	9	0
S. Illinois	3	0	0	0	0	0	0	0	1	4	5	2

Batteries-OSU-Swain, Sadelfeld (8) & Carlson. SI-Kirkland, Ash (7) & Finney. W-Swain (7-3); L-Kirkland (9-4). HR-None.

1967 DISTRICT 4 PLAYOFFS

May 27, Carbondale, Ill.
Western Michigan 5, Ohio State 4

	1	2	3	4	5	6	7	8	9	R	H	E
OSU	1	0	0	0	0	3	0	0	0	4	6	3
W. Michigan	1	1	0	0	2	0	0	0	1	5	5	1

Batteries-OSU-Sadelfeld, Stillwell (5) & Carlson. WMU-Mayer, Pasierb (6) & Brown. W-Pasierb (1-0); L-Stillwell (2-5). HR-OSU-Jacobs, Carlson.

1967 DISTRICT 4 PLAYOFFS

May 27, Carbondale, Ill.
Ohio State 5, Western Michigan 4

	1	2	3	4	5	6	7	8	9	10	R	H	E
W. Michigan	0	0	0	1	3	0	0	0	0	0	4	5	0
OSU	0	1	0	1	0	0	2	0	0	1	5	10	5

Batteries-WM-Johnson, Hall (8) & Brown. OSU-Glaser, Boggs (5), Swain (9) & Carlson. W-Swain (8-3); L-Hall (2-1). HR-None.

1967 COLLEGE WORLD SERIES

June 12, Rosenblatt Stadium, Omaha, Neb.
Auburn 1, Ohio State 0

	1	2	3	4	5	6	7	8	9	R	H	E
OSU	0	0	0	0	0	0	0	0	0	0	5	2
Auburn	1	0	0	0	0	0	0	0	0	1	5	3

Batteries-OSU-Boggs, Stillwell (8) & Carlson. AU-Lowe & Cox. W-Lowe (14-1); L-Boggs (4-1). HR-None.

1967 COLLEGE WORLD SERIES

June 13, Rosenblatt Stadium, Omaha, Neb.
Houston 7, Ohio State 6

	1	2	3	4	5	6	7	8	9	R	H	E
Houston	0	0	0	1	1	2	0	0	3	7	13	1
OSU	1	0	0	0	5	0	0	0	0	6	7	2

Batteries-UH-Satcher, Hill (5), Smith (9) & Silman. OSU-Swain, Stillwell (7), Sadelfeld (9) & Carlson. W-Hill (6-0); L-Satcher (7-5). HR-UH-Toombs, Paciorek.

1966 DISTRICT 4 PLAYOFFS

June 2, Trautman Field, Columbus, Ohio
Ohio State 13, Valparaiso 3

	1	2	3	4	5	6	7	8	9	R	H	E
OSU	0	2	0	1	3	2	0	2	3	13	14	1
Valparaiso	0	1	0	0	2	0	0	0	0	3	6	5

Batteries-OSU-Swain & Brinkman. VU-Miklos, Olson (6), Mueller (7), Schrader (8) & Whetsel, Platt. W-Swain (3-0); L-Miklos (5-2). HR-VU-Steinbeck.



1966 DISTRICT 4 PLAYOFFS

June 3, Trautman Field, Columbus, Ohio
Ohio State 10, Western Michigan 3

	1	2	3	4	5	6	7	8	9	R	H	E
OSU	0	0	0	1	6	0	1	0	2	10	10	1
W. Michigan	0	0	0	1	0	0	2	0	0	3	9	5

Batteries-OSU-Arlin & Brinkman. WM-Johnson, Mayer (5) & Bales. W-Arlin (9-1); L-Johnson (5-2). HR-OSU-Nagelson (5); WM-Stron, Bales.

1966 DISTRICT 4 PLAYOFFS

June 4, Trautman Field, Columbus, Ohio
Ohio State 14, Western Michigan 7

	1	2	3	4	5	6	7	8	9	R	H	E
W. Michigan	0	3	1	0	0	3	0	0	0	7	10	4
OSU	0	2	4	7	0	1	0	0	X	14	16	0

Batteries-WM-Gartha, Browne (3), Hall (4), Hubbard (4), Mester (7) & Bales. OSU-Boggs, Winning (6), Arlin (6) & Brinkman. W-Boggs (5-1); L-Gartha (6-4). HR-WM-Roberts, Gartha; OSU-Sexton, Nagelson.

1966 COLLEGE WORLD SERIES

June 13, Rosenblatt Stadium, Omaha, Neb.
Ohio State 4, Oklahoma State 2

	1	2	3	4	5	6	7	8	9	R	H	E
OSU	0	1	0	0	0	0	0	0	3	4	5	1
Oklahoma St.	0	0	0	0	0	0	0	0	2	2	5	0

Batteries-OSU-Swain, Boggs (9). Arlin (9) & Brinkman. OkST-Pierce, Burchart (3) & Sellari. W-Swain (6-1); L-Pierce (6-3). HR-None.

1966 COLLEGE WORLD SERIES

June 14, Rosenblatt Stadium, Omaha, Neb.
Ohio State 6, Southern California 2

	1	2	3	4	5	6	7	8	9	R	H	E
USC	0	0	0	0	0	2	0	0	0	2	3	3
OSU	0	6	0	0	0	0	0	0	X	6	11	1

Batteries-USC-Herbst, Lee (2) & Sogge. OSU-Arlin & Brinkman. W-Arlin (10-1); L-Herbst (11-4). HR-USC-Gordon.

1966 COLLEGE WORLD SERIES

June 15, Rosenblatt Stadium, Omaha, Neb.
Ohio State 8, St. John's 7

	1	2	3	4	5	6	7	8	9	R	H	E
OSU	3	0	3	0	0	0	0	0	2	8	9	3
St. John's	0	4	2	0	1	0	0	0	0	7	13	1

Batteries-OSU-Boggs, Heinfeld (2), Stilwell (5), Winning (8), Arlin (9) & Brinkman. SJ-Smith, Napolitano (3), Mushinsky (9) & Franks. W-Winning (1-0); L-Napolitano (2-2). HR-None.

1966 COLLEGE WORLD SERIES

June 16, Rosenblatt Stadium, Omaha, Neb.
Southern California 5, Ohio State 1

	1	2	3	4	5	6	7	8	9	R	H	E
USC	0	0	0	0	1	0	1	0	3	5	9	1
OSU	0	0	0	1	0	0	0	0	0	1	7	4

Batteries-SC-Stewart, Lee (8) & Sogge. OSU-Swain, Boggs (8), Winning (9), Heinfeld (9) & Brinkman. W-Stewart (16-0); L-Swain (4-1). HR-None.

1966 COLLEGE WORLD SERIES

June 17, Rosenblatt Stadium, Omaha, Neb.
Ohio State 1, Southern California 0

	1	2	3	4	5	6	7	8	9	R	H	E
USC	0	0	0	0	0	0	0	0	0	0	2	2
OSU	0	0	0	1	0	0	0	0	X	1	4	1

Batteries-SC-Cook, Lamb (8) & Sogge. OSU-Arlin & Brinkman. W-Arlin (11-1); L-Cook (8-1). HR-None.

1966 COLLEGE WORLD SERIES, CHAMPIONSHIP GAME

June 18, Rosenblatt Stadium, Omaha, Neb.
Ohio State 8, Oklahoma State 2

	1	2	3	4	5	6	7	8	9	R	H	E
Oklahoma St.	0	0	0	0	0	0	1	1	0	2	8	3
OSU	3	0	1	0	0	2	2	X	0	8	9	0

Batteries-OkST-Warrington, Burchart (1) & Sellari. OSU-Boggs, Swain (8), Arlin (9) & Brinkman. W-Boggs (6-1); L-Warrington (2-1). HR-None.

1965 DISTRICT 4 PLAYOFFS

May 27, Trautwein Field, Athens, Ohio
Ohio State 4, Ball State 0

	1	2	3	4	5	6	7	8	9	R	H	E
Ball State	0	0	0	0	0	0	0	0	0	0	3	3
OSU	0	0	0	0	0	0	4	0	X	4	7	0

Batteries-BS-Hajec & Psikula. OSU-Durant & Brinkman. W-Durant (5-2); L-Hajec (8-4). HR-None.

1965 DISTRICT 4 PLAYOFFS

May 28, Trautwein Field, Athens, Ohio
Ohio State 4, Ohio U. 2

	1	2	3	4	5	6	7	8	9	R	H	E
Ohio U.	0	0	1	0	0	0	1	0	0	2	5	3
OSU	0	0	1	3	0	0	0	0	X	4	7	0

Batteries-OU-Stahl, Dixon (7), McConnell (8) & Sprochi. OSU-Arlin & Brinkman. W-Arlin (11-1); L-Stahl (9-2). HR-None.

1965 DISTRICT 4 PLAYOFFS

May 28, Trautwein Field, Athens, Ohio
Ohio State 10, Detroit 7

	1	2	3	4	5	6	7	8	9	R	H	E
Detroit	1	0	0	0	3	0	0	0	3	0	7	13
OSU	3	0	0	0	1	1	3	2	X	10	13	1

Batteries-D-Heath, Zrodowski (8) & Siedlaczek. OSU-Singerman, Kitchon (3), Arlin (8) & Brinkman. W-Kitchon (5-3); L-Heath (6-1). HR-OSU-Nagelson.

1965 COLLEGE WORLD SERIES

June 7, Municipal Stadium, Omaha, Neb.
Ohio State 2, Florida State 1

	1	2	3	4	5	6	7	8	9	R	H	E
Florida St.	0	0	0	0	0	1	0	0	0	1	4	1
OSU	0	0	2	0	0	0	0	X	0	2	11	0

Batteries-FSU-Stringfellow & Brown. OSU-Arlin & Brinkman. W-Arlin (12-1); L-Stringfellow (7-4). HR-None.

1965 COLLEGE WORLD SERIES

June 8, Municipal Stadium, Omaha, Neb.
Ohio State 14, Washington State 1

	1	2	3	4	5	6	7	8	9	R	H	E
Wash. St.	0	0	0	0	0	0	1	0	0	1	6	2
OSU	3	0	1	1	0	3	6	0	X	14	13	1

Batteries-WSU-Taylor, Lukens (7), Maclean (7) & Brown. OSU-Durant & Brinkman. W-Durant (6-2); L-Taylor (4-1). HR-OSU-Chonko (2), Harkins (3), Nagelson (7).

1965 COLLEGE WORLD SERIES

June 9, Municipal Stadium, Omaha, Neb.
Arizona State 9, Ohio State 4

	1	2	3	4	5	6	7	8	9	R	H	E
Arizona St.	6	1	0	0	0	0	0	0	2	9	12	4
OSU	0	0	0	1	0	0	0	0	3	4	9	4

Batteries-ASU-Merrick, Nurnberg (8) & Alessi. OSU-Arlin, Kitchon (1), Singerman (9), Merrell (9) & Brinkman. W-Merrick (12-2); L-Arlin (12-2). HR-ASU-Monday (10).

1965 COLLEGE WORLD SERIES

June 10, Municipal Stadium, Omaha, Neb.
Ohio State 1, Washington State 0

	1	2	3	4	5	6	7	8	9	10	11	12	13	14	15	R	H	E
OSU	0	0	0	0	0	0	0	0	0	0	0	0	0	0	1	1	7	1
WSU	0	0	0	0	0	0	0	0	0	0	0	0	0	0	0	0	3	3

Batteries-OSU-Arlin & Brinkman. WS-Maclean, Fiskland (6), Avery (1) & Olerud. W-Arlin (13-2); L-Avery (6-1). HR-None.

1965 COLLEGE WORLD SERIES

June 11, Municipal Stadium, Omaha, Neb.
Ohio State 7, Arizona State 3

	1	2	3	4	5	6	7	8	9	R	H	E
Arizona St.	0	0	0	1	0	2	0	0	0	3	6	3
OSU	1	0	0	3	2	0	0	1	X	7	9	0

Batteries-ASU-Lea, Schmeiz (5) & Stadler. OSU-Durant & Brinkman. W-Durant (7-2); L-Lea (11-3) HR-None.

1965 COLLEGE WORLD SERIES

CHAMPIONSHIP GAME
June 12, Municipal Stadium, Omaha, Neb.
Arizona State 2, Ohio State 1

	1	2	3	4	5	6	7	8	9	R	H	E
OSU	0	0	0	1	0	0	0	0	0	1	3	1
Arizona St.	1	0	0	0	0	1	0	0	X	2	5	2

Batteries-OSU-Kitchon, Arlin (7) & Brinkman. ASU-Merrick, Nurnberg (7) & Stadler. W-Merrick (13-2); L-Kitchon (4-3) HR-ASU-Monday.

1955 DISTRICT 4 PLAYOFFS

May 30, Kalamazoo, Mich.
Western Michigan 7, Ohio State 0

	1	2	3	4	5	6	7	8	9	10	R	H	E
OSU	0	0	0	0	0	0	0	0	0	0	0	2	0
W. Michigan	0	0	0	0	0	0	0	0	0	0	1	5	3

Batteries-OSU-Northrop & Brentlinger. WMU-Graham & Messner. W-Graham; L-Northrop. HR-None.

1955 DISTRICT 4 PLAYOFFS

May 30, Kalamazoo, Mich.
Ohio State 8, Western Michigan 5

	1	2	3	4	5	6	7	8	9	R	H	E
W. Michigan	0	2	0	0	0	0	2	0	1	5	7	3
OSU	1	0	2	0	1	0	4	0	X	8	4	3

Batteries-WM-Eggers, Smith (7), Finnetrock (7), Frechette (7) & Messner. OSU-Rutenschroer, Finn (7) & Purvis. W-Finn; L-Eggers. HR-None.

1955 DISTRICT 4 PLAYOFFS

May 31, Kalamazoo, Mich.
Western Michigan 7, Ohio State 5

	1	2	3	4	5	6	7	8	9	10	R	H	E
OSU	3	0	2	0	0	0	0	0	0	0	5	8	3
W. Michigan	6	0	0	0	1	0	0	0	X	7	6	2	

Batteries-OSU-Soter, Finn (1), Northrop (8) & Brentlinger. WMU-Schwartzkof & Messner. W-Schwartzkof; L-Soter. HR-OSU-Schnabel, Cassidy; WMU-Nagel.

1951 DISTRICT 4 PLAYOFFS

June 8, Varsity Diamond, Columbus, Ohio
Ohio State 7, Western Michigan 0

	1	2	3	4	5	6	7	8	9	10	R	H	E
W. Michigan	0	0	0	0	0	0	0	0	0	0	0	5	3
OSU	0	0	0	0	0	0	0	0	0	0	1	7	1

Batteries-OSU-Hauck & Mann. WM-Edwards & Bruny. W-Hauck; L-Edwards. HR-None.

1951 DISTRICT 4 PLAYOFFS

June 8, Varsity Diamond, Columbus, Ohio (rain)
Western Michigan 4, Ohio State 2

	1	2	3	4	5	6	7	8	9	R	H	E
W. Michigan	3	0	0	0	1	0	0	0	0	4	5	0
OSU	2	0	0	0	0	0	0	0	0	2	5	1

Batteries-OSU-Bohnslav & Gannon. WM-Cole & Bruny. W-Cole; L-Bohnslav. HR-None.

1951 DISTRICT 4 PLAYOFFS

June 9, Varsity Diamond, Columbus, Ohio
Ohio State 3, Western Michigan 2

	1	2	3	4	5	6	7	8	9	R	H	E
OSU	0	0	1	0	2	0	0	0	0	3	5	1
W. Michigan	1	0	0	1	0	0	0	0	0	2	5	2

Batteries-OSU-Williams & Mann. WMU-Hogan, Urda (4) & Bruny. W-Williams; L-Hogan. HR-None.

1951 COLLEGE WORLD SERIES

June 13, Rosenblatt Stadium, Omaha, Neb.
Oklahoma 9, Ohio State 8

	1	2	3	4	5	6	7	8	9	10	R	H	E
OSU	0	0	5	0	0	0	2	1	0	0	8	13	2
Oklahoma	0	1	0	1	0	0	5	0	1	1	9	12	6

Batteries-OSU-Hauck, Scutt (7), Williams (7) & Mann. OU-Shirley & Reddell. W-Shirley; L-Williams. HR-None.

BIG TEN TOURNAMENT HISTORY

2019 at Omaha, Neb. (4-1)

No. 7 Ohio State 2, No. 2 Michigan 1
 No. 7 Ohio State 3, No. 6 Maryland 2
 No. 4 Minnesota 9, No. 7 Ohio State 6
 No. 7 Ohio State 8, No. 4 Minnesota 2
 No. 7 Ohio State 3, No. 5 Nebraska 1
Champion

2018 at Omaha, Neb. (2-2)

No. 2 Purdue 8, No. 7 Ohio State 2
 No. 7 Ohio State 2, No. 6 Iowa 0
 No. 7 Ohio State 5, No. 3 Michigan 3
 No. 1 Minnesota 8, No. 7 Ohio State 1

2016 at Omaha, Neb. (5-1)

No. 4 Ohio State 8, No. 5 Michigan 3
 No. 8 Iowa 5, No. 4 Ohio State 3 (10 Innings)
 No. 4 Ohio State 11, No. 5 Michigan 4
 No. 4 Ohio State 3, No. 7 MSU 2 (10 Innings)
 No. 4 Ohio State 7, No. 7 MSU 3
 No. 4 Ohio State 8, No. 8 Iowa 7
Champion

2015 at Minneapolis, Minn. (0-2)

No. 2 Iowa 3, No. 7 Ohio State 2
 No. 6 Indiana 5, No. 7 Ohio State 3

2014 at Omaha, Neb. (0-2)

No. 2 Nebraska, 7, No. 7 Ohio State 6
 No. 3 Illinois 6, No. 7 Ohio State 5

2013 at Minneapolis, Minn. (1-2)

No. 2 Ohio State 3, No. 3 Nebraska 2
 No. 1 Indiana 11, Ohio State 3
 Nebraska 5, Ohio State 0

2012 at Columbus, Ohio (2-2)

No. 6 Ohio State 12, No. 3 Penn State 5
 No. 1 Purdue 5, Ohio State 4
 Ohio State 6, No. 4 Nebraska 2
 No. 5 Michigan State 6, Ohio State 2

2011 at Columbus, Ohio (1-2)

No. 4 Ohio State 5, No. 5 Minnesota 3
 No. 1 Illinois 5, Ohio State 4
 Minnesota 9, Ohio State 4

2009 at Columbus, Ohio (1-2)

No. 1 Ohio State 7, No. 4 Illinois 4
 No. 3 Indiana 13, Ohio State 3
 No. 2 Minnesota 9, Ohio State 6

2008 at Ann Arbor, Mich. (0-2)

No. 4 Illinois 3, No. 5 Ohio State 2
 No. 6 Indiana 10, Ohio State 8 (10 Innings)

2007 at Ann Arbor, Mich. (4-0)

No. 6 Ohio State 10, Penn State 3
 Ohio State 4, No. 1 Michigan 2
 Ohio State 10, No. 2 Minnesota 9
 Ohio State 4, Minnesota 2
Champion

2006 at Ann Arbor, Mich. (2-2)

No. 3 Ohio State 2, No. 6 Purdue 1 (12 Innings)
 Ohio State 9, No. 2 Northwestern 0
 No. 5 Minnesota 7, Ohio State 3
 No. 1 Michigan 3, Ohio State 2
Third Place

2005 at Champaign, Ill. (4-1)

No. 5 Ohio State 7, No. 4 Michigan 3 (13 Innings)
 Ohio State 6, No. 2 Purdue 5
 Ohio State 15, No. 6 Minnesota 6
 Minnesota 4, Ohio State 3
 Ohio State 14, Minnesota 6
Champion

2004 at Minneapolis, Minn. (4-2)

No. 3 Michigan 10, No. 2 Ohio State 4
 Ohio State 8, No. 4 Michigan State 3
 Ohio State 6, No. 5 Purdue 4
 Ohio State 14, Michigan 2
 Ohio State 3, No. 1 Minnesota 2
 Minnesota 7, Ohio State 3
Second Place

2003 at Minneapolis, Minn. (4-1)

No. 2 Ohio State 4, No. 3 Michigan 2
 No. 1 Minnesota 5, Ohio State 4
 Ohio State 13, No. 4 Penn State 3
 Ohio State 10, Minnesota 8
 Ohio State 17, Minnesota 10
Champion

2002 at Minneapolis, Minn. (3-0)

No. 2 Ohio State 11, No. 4 Indiana 10 (10 Inn.)
 Ohio State 5, No. 6 Northwestern 2
 Ohio State 6, No. 1 Minnesota 3
Champion

2001 at Columbus, Ohio (2-2)

No. 1 Ohio State 8, No. 6 Michigan 4
 No. 4 Penn State 4, Ohio State 1

Ohio State 10, No. 5 Illinois 0
 No. 3 Minnesota 6, Ohio State 5
Third Place

2000 at Minneapolis, Minn. (2-2)

No. 2 Penn St. 8, No. 5 Ohio State 7
 Ohio State 4, No. 6 Northwestern 2
 Ohio State 9, No. 3 Purdue 8
 No. 4 Illinois 4, Ohio State 0
Third Place

1999 at Columbus, Ohio (0-2)

No. 2 Michigan 8, No. 1 Ohio State 6
 No. 2 Minnesota 10, Ohio State 1
Fourth Place

1998 at Champaign, Ill. (0-2)

No. 2 Minnesota 10, No. 3 Ohio St. 3
 Ohio State 9, Ohio State 8
Fourth Place

1997 at Ann Arbor, Mich. (3-0)

No. 2 Ohio State 4, No. 3 Purdue 2
 Ohio State 9, No. 1 Michigan 2
 Ohio State 8, Michigan 5
Champion

1995 at Columbus, Ohio (4-1)

No. 4 Purdue 3, No. 1 Ohio State 2
 Ohio State 16, No. 3 Northwestern 15
 Ohio State 8, Purdue 3
 Ohio State 19, No. 2 Minnesota 13
 Ohio State 11, Minnesota 6
Champion

1994 at Battle Creek, Mich. (3-1)

No. 1 Ohio St. 12, No. 4 Michigan St. 5
 Ohio State 6, No. 2 Minnesota 5
 No. 3 Michigan 4, Ohio St. 3 (12 Inn.)
 Ohio State 9, Michigan 7
Champion

1993 at Battle Creek, Mich. (3-1)

No. 1 Ohio State 3, No. 4 Indiana 2 (10 Inn.)
 No. 2 Minnesota 11, Ohio State 4
 Ohio State 15, Indiana 3
 Ohio State 7, Minnesota 6 (10 Inn.)
Championship 2 rained out; Minnesota declared winner

1992 at Columbus, Ohio (0-2)

No. 4 Illinois 10, No. 1 Ohio State 5
 No. 3 Michigan State 10, Ohio State 7
Fourth Place

1991 at Columbus, Ohio (3-0)

No. 1 Ohio St. 10, No. 2 Northwestern 9
 Ohio State 15, No. 2 Minnesota 5
 Ohio State 3, Minnesota 2
Champion

1990 at Iowa City, Iowa (2-2)

No. 1 Iowa 6, No. 4 Ohio State 4
 No. 6 Ohio State 6, No. 3 Minnesota 4
 Ohio State 8, Iowa 5
 Ohio State 10, Ohio State 10
Second Place

1989 at Ann Arbor, Mich. (1-2)

No. 1 Michigan 7, No. 4 Ohio State 1
 Ohio State 4, No. 2 Iowa 2
 Michigan 6, Ohio State 0
Third Place

1988 at Ann Arbor, Mich. (0-2)

No. 1 Michigan 6, No. 4 Ohio State 3
 No. 2 Minnesota 6, Ohio State 1
Fourth Place

1985 at Ann Arbor, Mich. (2-2)

Ohio State 3, Illinois 2
 Minnesota 8, Ohio State 5
 Ohio State 3, Michigan 1
 Minnesota 5, Ohio State 3
Second Place

1982 at Champaign, Ill. (2-2)

Ohio State 5, Minnesota 3
 Ohio State 7, Michigan 2
 Minnesota 8, Ohio State 7
 Minnesota 7, Ohio State 5
Second Place

Year	W-L	Pct.	Place
1982	2-2	.500	2nd
1985	2-2	.500	2nd
1988	0-2	.000	4th
1989	1-2	.333	3rd
1990	2-2	.500	2nd
1991	3-0	1.000	1st
1992	0-2	.000	4th
1993	3-1	.750	NC
1994	3-1	.750	1st
1995	4-1	.800	1st

1997	3-0	1.000	1st
1998	0-2	.000	4th
1999	0-2	.000	4th
2000	2-2	.500	3rd
2001	2-2	.500	3rd
2002	3-0	1.000	1st
2003	4-1	.800	1st
2004	4-2	.667	2nd
2005	4-1	.800	1st
2006	2-2	.500	3rd
2007	4-0	1.000	1st
2008	0-2	.000	6th
2009	1-2	.333	3rd
2011	1-2	.333	3rd
2012	2-2	.500	4th
2013	1-2	.333	3rd
2014	0-2	.000	7th
2015	0-2	.000	7th
2016	5-1	.833	1st
2018	2-2	.500	4th
2019	4-1	.800	1st
All-time	64-47	.576	

Overview

Season Championships	15
.....	1917-24(c)-43-51-55-65-66-67-91-93-94-95-99-2001-09
Tournament Appearances	28
1982-85-88-89-90-91-92-93-94-95-97-98-99-2000-01-02-03-04-05-06-07-08-09-11-12-13-14-15-16-18-19	
Tournament Championships	10
1991-94-95-97-2002-03-05-07-16-19	
(c) Co-champion	

Most Outstanding Player of the Tournament

2019.....	Dominic Canzone
2016.....	Ronnie Dawson
2007.....	Cory Luebke
2005.....	Steve Caravati
2003.....	Brett Garrard
2002.....	Joe Wilkins
1997.....	Mike Lockwood
1995 (c).....	Scott Kaczmar
1994.....	Mike Repasky
1993.....	Matt Beaumont
1991.....	Keith Klodnick
1982 (c).....	Jeff King
(c) Co-MOP	

All-Tournament Selections

Drew Anderson, 3B.....	2002
Jeff Anderson, 2B.....	1991-92
Matt Angle, OF.....	2005
Matt Beaumont, P.....	1993
Ronnie Bourquin, 3B.....	2004
Dan Burkhardt, C.....	2009
Dominic Canzone, OF.....	2019
Steve Caravati, DH.....	2001-03-04-05
Mark Carek, 2B.....	1995
Dan DeLucia, P.....	2004
Brady Cherry, OF.....	2009
Tyler Cowles, OF.....	2018
Bill Cunningham, P.....	1982-85
Ronnie Dawson, OF.....	2016
Doug Deeds, OF.....	2002
Brian DeLucia, OF.....	2011
Dan DeLucia, P.....	2005
Doug Dendinger, OF.....	2002
Dillon Dingler, C.....	2019
Kirk Dixon, OF.....	1982
Jason Driscoll, OF.....	1997
Mike Durant, DH.....	1990
Tom Eiterman, 1B.....	1989
Mike Estep, 3B.....	1994-95
Justin Fry, P.....	1997
Brett Garrard, SS.....	2003
Jake Hale, P.....	2007
Jacob Howell, OF.....	2004, 2007
Scott Kaczmar, OF.....	1995
Tony Kennedy, 3B.....	2007
Jeff King, C.....	1982
Seth Kinker, P.....	2018
Derek Kinnear, C.....	2004
Keith Klodnick, OF.....	1991
Cory Kovanda, 2B.....	2008
Mike Kremblas, C.....	1997
Troy Kuhn, 2B.....	2016
E.J. Laratta, P.....	2002
Scott Lewis, P.....	2002
Mike Lockwood, OF.....	1997
Seth Lonsway, P.....	2019
Cory Luebke, P.....	2006-07
Andrew Magno, P.....	2019
Brian Mannino, DH.....	1993-94
Trent McIvlin, SS.....	2000-01
Scott Meadows, 2B.....	1988
Troy Montgomery, OF.....	2016
Mike Mulligan, OF.....	1990
Craig Nennig, SS.....	2016
Josh Newman, P.....	2003
John Orkis, OF.....	1982
Kirby Pellant, SS.....	2012
Greg Prenger, P.....	2001

Mike Rabin, OF.....	2003
Mike Repasky, OF.....	1993-94
Wes Schirzinger.....	2005
Tom Schwarber, P.....	1990-91
Griffin Smith, P.....	2019
Tim Smith, P.....	1991
Christian Snavely, OF.....	2003
Bob Spears, P.....	1995
Jonathan Sweet, 1B.....	1993-94
Nick Swisher, 1B.....	2000
Jamie Taylor, 3B.....	1991
Jason Trott, DH.....	1997
Jason Turner, OF.....	2000
Jalen Washington, C.....	2016
Joe Wilkins, C.....	2002
Chris Williams, SS.....	1995
Brad Young, 2B.....	1993

Team Tournament Records (Game)

Most at bats.....	49 vs. Minnesota, 2007
Most hits.....	23 vs. Minnesota, 1995
Most doubles.....	8 vs. Minnesota, 1995
Most sacrifices.....	5(t) vs. Minnesota, 2004
Most strikeouts.....	17 vs. Illinois, 1985
Most assists.....	19(t) vs. Purdue, 2000
.....	19(t) vs. Michigan, 2005
Most errors.....	5(t) vs. Minnesota, 1993

Team Tournament Records (Tournament)

Most at bats.....	225, 2004
Most runs.....	48, 2003
Most hits.....	80, 2004
Most runs batted in.....	46, 2003
Most doubles.....	14, 2004
Most sacrifices.....	8(t), 2004
.....	8(t), 2005
Most stolen bases.....	13, 2016
Most innings pitched.....	55.0, 2016
Most strikeouts.....	48, 2019
Most saves.....	4, 2019
(t) Tie	

Other Tournament Records

Shortest game.....	1:37, vs. Northwestern, 2000
Longest game.....	4:06, vs. Minnesota (11 Inn.), G3, 2007
Longest game (by inning).....	13, vs. Michigan, 2005
Highest combined score.....	32, 19 vs. Minnesota 13, 1995
Most combined hits.....	42, 18 vs. Minnesota 24, 2003
Most combined errors.....	9, 5 vs. Minnesota 4, G3, 2007

Tournament Records (Game)

Most at-bats.....	7, Chris Williams vs. Minnesota, 1995
Most runs.....	5, Mike Rabin vs. Minnesota, 2005
Most doubles.....	3, Jonathan Sweet vs. Indiana, 1993
.....	Adam Schneider vs. Minnesota, 2005
Most walks.....	3(t), Mike Rabin vs. Minnesota, 2003
.....	Matt Angle vs. Michigan, 2006
.....	Dominic Canzone (2x) vs. Michigan and Maryland, 2019
Most strikeouts.....	17, Bill Cunningham vs. Illinois, 1985
Most putouts.....	16(t), John Minch vs. Illinois, 1985
.....	Paul Farinacci vs. Michigan, 2005
Most assists.....	8(t), Mark Carek vs. Minnesota, 1995
.....	Gary Jones vs. Michigan, 1994
.....	Robbie Cobb vs. Michigan, 1982
Most errors.....	3(t), Gary Jones vs. Michigan, 1994

Tournament Records (Tournament)

Most at-bats.....	28, Drew Anderson, 2004
.....	Jacob Howell, 2004
.....	Nick Sergakis, 2016
Most runs.....	9(t), Mike Rabin, 2003
.....	Drew Anderson, 2003
Most hits.....	15, Ronnie Dawson, 2016
Most doubles.....	6, Ronnie Dawson, 2016
Most home runs.....	4(t), Brett Garrard, 2003
Best on-base percentage.....	.786, Keith Klodnick, 1991
.....	.769 (10-13), Keith Klodnick, 1991
Most walks.....	8, Nick Swisher, 2001
Most runs batted in.....	13, Steve Caravati, 2003
Most total bases.....	26, Steve Caravati, 2005
Most stolen bases.....	6, Craig Nennig, 2016
Most pitching appearances.....	5, Seth Kinker, 2016
Fewest runs allowed (9 inn. min.).....	0(t), Greg Prenger, 2001
.....	Andrew Magno, 2019
Fewest walks allowed (9 inn. min.).....	0(t), E.J. Laratta, 2000
.....	Mike Madsen, 2005
Most strikeouts.....	17(t), Bill Cunningham, 1985
Most saves.....	2(t), Jake Hale, 1994
.....	Chad Hale, 1994
.....	Trey Fausnaugh, 2004
(t) Tie	

Bold indicates current player

BIG TEN TOURNAMENT HISTORY

HISTORY OF THE BIG TEN TOURNAMENT

OHIO STATE HAS WON NINE CONFERENCE TOURNAMENTS

The inaugural season for Big Ten baseball was in 1896 when Chicago, Michigan, Illinois and Wisconsin competed for the first time as a conference.

In 1947, it was decided that tie games would count as one-half game won and one-half game lost for the determination of winning percentages.

The 1981 season marked the first under the divisional playoff system which was created in order to determine a conference champion. The teams were split up into two divisions: the East which contained Indiana, Michigan, Michigan State, Ohio State and Purdue and the West comprised of Illinois, Iowa, Minnesota, Northwestern and Wisconsin. The top two teams in each division were invited to the championship playoff and the winner was declared the Big Ten Champion.

The teams returned to single division play in 1988 and the top four would play in

the postseason tournament for the conference crown. Beginning in 1993, the present championship format was established. The team with the highest winning percentage through all regular season conference games is declared the Big Ten champion.

In December 2008 the Big Ten elected to go to a neutral site for the six-team postseason tournament (with the tournament winner the automatic qualifier for the NCAA Tournament). In 2016, the Buckeyes went on a remarkable run, going 5-1 to claim their ninth conference tournament crown. Ohio State had to win four games in 48 hours to earn an automatic selection into the NCAA tournament for the first time in seven years.

Note – 1946 was the last season that Chicago would participate as a Big Ten institution and Michigan State began playing in the Big Ten in 1949. Wisconsin's last baseball team was in 1991 and Penn State became eligible for conference play in 1993.



ALL-TIME BIG TEN TOURNAMENT SUMMARY

School	Years	Won	Lost	Pct.	1st	2nd
1. Maryland	4	8	7	.533	0	1
2. Minnesota	33	75	49	.605	10	11
3. Michigan	28	54	42	.560	9	4
4. OHIO STATE	31	64	47	.576	10	5
5. Indiana	16	28	64	.539	4	1
6. Nebraska	7	11	13	.458	0	3
7. Illinois	23	31	39	.456	4	2
8. Iowa	14	16	26	.400	1	3
9. Penn State	10	13	20	.394	0	1
10. Purdue	18	21	33	.389	1	3
11. Michigan State	14	15	28	.349	0	3
12. Northwestern	8	10	18	.357	0	2
13. Wisconsin	1	1	2	.333	0	0
14. Rutgers	0	0	0	.000	0	0

OHIO STATE VS. THE BIG TEN IN THE TOURNAMENT

Opponent	Games	Record	Pct.	Last Game; Score
Illinois	10	3-7	.300	May 22, 2014; L, 6-5
Indiana	7	3-4	.429	May 21, 2015; L, 5-3
Iowa	8	4-4	.500	May 24, 2018; W, 2-0
Maryland	1	1-0	1.000	May 23, 2019; W, 3-2
Michigan	21	14-7	.667	May 22, 2019; W, 2-1
Michigan State	6	4-2	.666	May 29, 2016; W, 7-3
Minnesota	35	18-17	.515	May 26, 2019; W, 8-6
Nebraska	4	3-2	.600	May 26, 2019; W, 3-1
Northwestern	6	5-0	1.000	May 25, 2006; W, 9-0
Penn State	5	3-2	.600	May 23, 2012; W, 12-5
Purdue	9	6-3	.667	May 23, 2018; L, 8-2
Total	111	64-47	.576	

TEAM BATTING HIGHS

At-Bats	49 vs. Minnesota G3, 2007
Runs	19 vs. Minnesota G1, 1995
Hits	23 vs. Minnesota G1, 1995
Doubles	8 vs. Minnesota G1, 1995
Triples	2, twice (most recent vs. Nebraska G3, 2012)
Home Runs	5, twice (most recent vs. Minnesota G1, 1995)
RBI	18 vs. Minnesota G1, 1995
Stolen Bases	5 vs. Michigan State G2, 2016
Walks	11 vs. Indiana, 2008
Strikeouts	15 vs. Minnesota, 2019

TEAM BATTING LOWS

At-Bats	27, vs. Michigan, 2019)
Runs	0, 2 times (most recent vs. Illinois, 2000)
Hits	2 vs. Michigan, G2, 1989
Doubles	0, 17 times (most recent vs. Nebraska, 2019)
Triples	0, 61 times (most recent vs. Nebraska, 2019)
Home Runs	0, 39 times (most recent vs. Nebraska, 2019)
RBI	0, 3 times (most recent vs. Illinois, 2000)
Stolen Bases	0, 47 times (most recent vs. Nebraska, 2019)
Walks	0, 6 times (most recent vs. Iowa, 2015)
Strikeouts	0 vs. Penn State, 2007

TEAM PITCHING HIGHS

Strikeouts	17 vs. Illinois, 1985
Walks	8, 3x (most recent vs. Michigan, 2019)
Hits	24 vs. Minnesota G3, 2003
Earned Runs	15 vs. Northwestern, 1995

TEAM PITCHING LOWS

Strikeouts	1, twice (most recent vs. Minnesota, 2001)
Walks	0, four times (most recent vs. Purdue, 2005)
Hits	1, twice (most recent vs. Michigan, 1985)
Earned Runs	0, twice (most recent vs. Illinois, 2001)

INDIVIDUAL BATTING

At-Bats	7, 2 times (most recent by Jacob Howell vs. Minnesota G3, 2007)
Runs	5 by Mike Rabin vs. Minnesota G3, 2005
Hits	5 by Jacob Howell vs. Minnesota G3, 2007
Doubles	3, twice (most recent by Adam Schneider vs. Minnesota G1, 2005)
Triples	2 by Kirby Pellant vs. Nebraska, 2012
Home Runs	2, 10 times (most recent by Nick Sergakis vs. Michigan G1, 2016)
RBI	6, 3 times (most recent by Steve Caravati vs. Penn State, 2003)
Stolen Bases	3, 3x (most recent by Craig Nennig vs. Michigan G2, 2016)
Walks	4 by Nick Swisher vs. Penn State, 2001
Strikeouts	4 by James Hufford vs. Michigan, 1988

INDIVIDUAL PITCHING

Strikeouts	17 by Bill Cunningham vs. Illinois, 1985
Walks*	0, twice (most recent by Mike Madsen vs. Purdue, 2005)
Hits*	3 by Matt Beaumont vs. Indiana, G1, 1993
Runs*	0 by Greg Prenger vs. Illinois, 2001
Earned Runs*	0 by Greg Prenger vs. Illinois, 2001

* Fewest in complete game

BIG TEN TOURNAMENT LINESCORES

2019 BIG TEN TOURNAMENT

May 26, TD Ameritrade Park, Omaha, Neb.
Ohio State 3, Nebraska 1

	1	2	3	4	5	6	7	8	9	R	H	E
NEB	0	0	0	0	0	1	0	0	0	1	4	1
OSU	1	0	0	1	0	0	0	1	X	3	8	1

Batteries - Nebraska - Waldron, Waldron (4), Schanaman (4), Gomes (8) & Roskam. OSU - Smith, Magno (6) & Dingler. W-Smith (7-4); L-Waldron, Ma. (6-4); SV-Magno (14).

2019 BIG TEN TOURNAMENT

May 26, TD Ameritrade Park, Omaha, Neb.
Ohio State 8, Minnesota 6

	1	2	3	4	5	6	7	8	9	R	H	E
OSU	0	0	0	4	2	2	0	0	0	8	10	0
MINN	0	0	0	0	1	0	5	0	0	6	7	2

Batteries - OSU - Lonsvay, Brock (6), Magno (7) & Dingler. Minnesota - Fredrickson, Horton (4), Duffly (4), Schulze (5), Burchill (6), Fashing (8), Stevenson (9) & Stanke. W-Lonsvay (8-4); L-Fredrickson (2-5); SV-Magno (13). HR-Cherry (OSU), Kozicky (MINN).

2019 BIG TEN TOURNAMENT

May 25, TD Ameritrade Park, Omaha, Neb.
Minnesota 9, Ohio State 6

	1	2	3	4	5	6	7	8	9	R	H	E
MINN	0	0	0	0	1	0	1	4	3	9	10	2
OSU	0	0	0	0	0	0	4	2		6	7	2

Batteries - Minnesota - Meyer, Stevenson (6), Fashing (8), Schulze (8), Massey (9) & Wilson. OSU - Pfennig, Milheim (8), Waning (9), Gahn (9) & Dingler. W-Meyer (5-3); L-Pfennig (2-4); SV-None. HR-Estrada 2 (Minn), Dingler (OSU).

2019 BIG TEN TOURNAMENT

May 23, TD Ameritrade Park, Omaha, Neb.
Ohio State 3, Maryland 2

	1	2	3	4	5	6	7	8	9	R	H	E
OSU	1	0	1	0	0	0	0	1	0	3	4	1
UMD	0	0	2	0	0	0	0	0	0	2	6	2

Batteries - OSU - Smith, Magno (8) & Dingler. Maryland - LaBonte, DiLuia (7), Vail (9) & Vought. W-Smith (6-4); L-DiLuia (2-2); SV-Magno (12). HR-Kostes (UMD).

2019 BIG TEN TOURNAMENT

May 22, TD Ameritrade Park, Omaha, Neb.
Ohio State 2, Michigan 1

	1	2	3	4	5	6	7	8	9	R	H	E
OSU	0	0	0	0	0	0	0	2	0	2	3	1
UM	0	0	0	0	1	0	0	0	0	1	1	0

Batteries - OSU - Lonsvay, Pfennig (6), Magno (8) & Dingler. Michigan - Kaufmann, Henry (9) & Donovan. W-Pfennig (2-3); L-Kaufmann (8-6); SV-Magno (11). HR-None.

2019 BIG TEN TOURNAMENT

May 26, TD Ameritrade Park, Omaha, Neb.
Minnesota 8, Ohio State 1

	1	2	3	4	5	6	7	8	9	R	H	E
MINN	0	0	0	1	0	6	1	0	0	8	11	0
OSU	1	0	0	0	0	0	0	0	0	1	4	4

Batteries - OSU - Pavlopoulos, Smith(4), Michalik (6), Magno (7), Irving(7), Vance(8) & Barnwell. Minnesota - Fredrickson, Rose (7), Fashing (8), W-Fredrickson (9-0); L-Smith (2-2); SV-None. HR None.

2019 BIG TEN TOURNAMENT

May 25, TD Ameritrade Park, Omaha, Neb.
Ohio State 5, Michigan 3

	1	2	3	4	5	6	7	8	9	R	H	E
UM	0	0	0	0	1	0	2	0	0	3	10	1
OSU	0	0	2	0	0	3	0	0	X	5	9	1

Batteries - OSU - Niemeyer, Woodby (6), Kinker (7) & Barnwell. Michigan - Dragani, Weisenburger (4), Vancena (5), Smith(6), Miller (8)W- Niemeyer (4-3); L-Dragani(6-2); SV-Kinker (15). HR None.

2019 BIG TEN TOURNAMENT

May 24, TD Ameritrade Park, Omaha, Neb.
Ohio State 2, Iowa 0

	1	2	3	4	5	6	7	8	9	R	H	E
OSU	1	0	0	0	1	0	0	0	0	2	10	1
IOWA	0	0	0	0	0	0	0	0	0	0	4	1

Batteries - OSU - Felner, Kinker(6) Barnwell, Iowa- McDonald, Nelson(5), Judkins (6), Leonard (9) Cropley, W-Felner(5-5); L-McDonald (3-2); SV-Kinker(14) HR None.

2019 BIG TEN TOURNAMENT

May 23, TD Ameritrade Park, Omaha, Neb.
Ohio State 2, Purdue 8

	1	2	3	4	5	6	7	8	9	R	H	E
OSU	2	0	0	0	0	0	0	0	0	2	6	1
PUR	0	0	2	0	1	5	0	0	X	8	13	2

Batteries - OSU - Curlls, Michalik (6), Pavlopoulos (7) & Barnwell. Purdue- Andrews & DALESANDRO. W-Andrews (7-4); L-Curlls (7-4); SV-None. HR None.

2019 BIG TEN TOURNAMENT

May 25, TD Ameritrade Park, Omaha, Neb.
Ohio State 8, Michigan 3

	1	2	3	4	5	6	7	8	9	R	H	E
MICH	0	0	0	2	0	0	1	0	0	3	7	1
OSU	0	0	1	0	6	1	0	0	X	8	12	0

Batteries - OSU - Tully, Horejsi(8), Kinker (9) & Washington. MICH - Adcock, Lozer (5), Tribucher (6), Bredeson (7) & Wenson. W-Tully (8-3); L-Adcock (7-5); SV-None. HR MICH-Lugbauer (7), HR OSU - Sergakis (2)10).

2019 BIG TEN TOURNAMENT

May 27, TD Ameritrade Park, Omaha, Neb.
Iowa 5, Ohio State 4

	1	2	3	4	5	6	7	8	9	10	R	H	E
OSU	0	0	0	1	2	0	0	0	1	0	4	10	1
IOWA	0	0	1	0	6	1	0	0	4	1	5	9	1

Batteries - OSU - Havird, Kinker (9), Horejsi (9), Pavlopoulos (9) & Washington. IOWA - Peyton, Vandermaten (8), Martsching (9) & Moriel. W-Martsching (2-0); L-Pavlopoulos (2-4); SV-None. HR-None.

2019 BIG TEN TOURNAMENT

May 27, TD Ameritrade Park, Omaha, Neb.
Ohio State 8, Michigan 3

	1	2	3	4	5	6	7	8	9	R	H	E
MICH	2	0	0	0	2	0	0	0	0	4	7	2
OSU	5	0	0	1	3	0	2	0	X	11	18	1

Batteries - OSU - Niemeyer, Felner (3), Michalik (9) & Washington. MICH - Nutof, Tribucher (1), Hill (5), Pall (8) & Wenson. W-Felner (3-3); L-Nutof (6-3); SV-None. HR-None.

2019 BIG TEN TOURNAMENT

May 28, TD Ameritrade Park, Omaha, Neb.
Ohio State 3, Michigan State 2

	1	2	3	4	5	6	7	8	9	10	R	H	E
OSU	0	1	0	1	0	0	0	0	0	1	3	9	0
MSU	0	1	1	0	0	0	0	0	0	0	2	8	0

Batteries - OSU - Mosbarger, Michalik (4), Kinker (6), Pavlopoulos (9) & Washington. MSU - Gonzalez, Lowery (6), Borkovich (8) & Byars. W-Kinker (6-1); L-Borkovich (4-3); SV-Pavlopoulos (14). HR-Dawson (13).

2019 BIG TEN TOURNAMENT

May 29, TD Ameritrade Park, Omaha, Neb.
Ohio State 7, Michigan State 3

	1	2	3	4	5	6	7	8	9	R	H	E
OSU	2	0	1	0	0	1	3	0	0	7	10	1
MSU	0	0	3	0	0	0	0	0	0	3	9	3

Batteries - OSU - Woodby, Michalik (3), Kinker (6) & Washington. MSU - Mockbee, Borkovich (3), Mekkes (4), Lowery (6), Baar (8) & Byars. W-Michalik (3-1); L-Mekkes (3-2); SV-Kinker (2). HR-None.

2019 BIG TEN TOURNAMENT

May 29, TD Ameritrade Park, Omaha, Neb.
Ohio State 8, Iowa 7

	1	2	3	4	5	6	7	8	9	R	H	E
OSU	0	0	0	5	0	0	2	0	1	8	15	1
IOWA	1	0	3	0	0	0	0	3	0	7	12	0

Batteries - OSU - Niemeyer, Tully (6), Kinker (7), Horejsi (8), Pavlopoulos (8) & Washington. IOWA - Mathews, Erickson (4), Eldred (4), Allgeyer (6), Martsching (8) Daniels (9) and Daniel Aaron. W-Pavlopoulos; L-Martsching (2-1); SV-None. HR-None.

2019 BIG TEN TOURNAMENT

May 21, Target Field, Minneapolis, Minn.
Indiana 5, Ohio State 3

	1	2	3	4	5	6	7	8	9	R	H	E
OSU	0	0	0	0	0	0	2	0	1	3	9	0
IND	0	0	0	1	1	0	0	3	0	5	6	0

Batteries-IND-Hart, Effross (7), Halstead (9) & Harong. OSU-Riga, Kinker (8) & Gretz. W-Effross (4-4); L-Riga (4-5); SV-Halstead (10). HR-Ratcliff, Hartong.

2019 BIG TEN TOURNAMENT

May 20, Target Field, Minneapolis, Minn.
Iowa 3, Ohio State 2

	1	2	3	4	5	6	7	8	9	R	H	E
OSU	0	0	0	0	2	0	1	1	0	2	19	1
IOWA	0	1	0	0	0	0	0	2	3	7	7	0

Batteries-IOWA-Peyton & Hibbing (7) & Franks. OSU-Lakins, Dempsey (9) & Gretz. W-Hibbing (3-1); L-Dempsey (9-3); SV-None. HR-Porter (11), Day (3).

2019 BIG TEN TOURNAMENT

May 22, TD Ameritrade Park, Omaha, Neb.
Illinois 6, Ohio State 5

	1	2	3	4	5	6	7	8	9	R	H	E
ILL	2	0	0	0	2	0	2	0	0	6	15	3
OSU	0	0	0	0	1	3	1	0	0	5	7	2

Batteries-ILL-Goldstein, Duchene, Blackburn (7) & Jay. OSU-Riga, Post (7), Lakins (8) & Sabanosh, W-Duchene (4); L-Riga (4-4); SV-Jay (10). HR-None.

2019 BIG TEN TOURNAMENT

May 21, TD Ameritrade Park, Omaha, Neb.
Nebraska 7, Ohio State 6

	1	2	3	4	5	6	7	8	9	R	H	E
OSU	0	0	0	6	0	0	0	0	0	6	9	0
NEB	0	1	0	0	3	0	0	0	4	7	8	1

Batteries-NEB-Sinclair, Greco (4), Bublitz (5), Chesnut (6), Christens (8) & Lubach. OSU-Tully, Lakins, Dempsey, Giannotti & Gretz. W-Christens (3-0); L-Dempsey (1-4); SV-None. HR-None.

2019 BIG TEN TOURNAMENT

May 23, Target Field, Minneapolis, Minn.
Ohio State 3, Penn State 2

	1	2	3	4	5	6	7	8	9	R	H	E
NEB	0	0	0	0	1	0	0	0	1	2	7	0
OSU	0	1	0	0	0	1	0	0	1	3	6	1

Batteries-OSU-King, Fathalikhani (8), Giannotti (8) & Solomon. IND-DeNato, Harrison (8) & Schwarber. W-DeNato (8-2); L-King (7-6); SV-None. HR-Schwarber (15), Dempsey (9) & Solomon. W-Dempsey (3-1); L-Vogt (5-1); SV-None. HR-None.

2019 BIG TEN TOURNAMENT

May 24, Target Field, Minneapolis, Minn.
Indiana 11, Ohio State 3

	1	2	3	4	5	6	7	8	9	R	H	E
OSU	0	0	1	0	2	0	0	0	0	3	7	1
IND	1	0	1	0	6	1	0	2	0	11	17	0

Batteries-OSU-King, Fathalikhani (8), Giannotti (8) & Solomon. IND-DeNato, Harrison (8) & Schwarber. W-DeNato (8-2); L-King (7-6); SV-None. HR-Schwarber (15), Dempsey (9) & Solomon. W-Dempsey (3-1); L-Vogt (5-1); SV-None. HR-None.

2019 BIG TEN TOURNAMENT

May 25, Target Field, Minneapolis, Minn.
Nebraska 5, Ohio State 0

	1	2	3	4	5	6	7	8	9	R	H	E
NEB	0	0	0	3	0	0	0	2	0	5	9	1
OSU	0	0	0	0	0	0	0	0	0	0	5	0

Batteries-NEB-DeLeon, Chesnut (9) & Lubach. OSU-Long, Mickinney (8), Dempsey (9) & Gretz. W-DeLeon (7-4); L-Long (6-7); SV-None. HR-None.

2012 BIG TEN TOURNAMENT

May 23, Huntington Park, Columbus, Ohio
Ohio State 12, Penn State 9

	1	2	3	4	5	6	7	8	9	R	H	E
OSU	0	1	0	0	0	2	0	3	6	12	12	1
PSU	1	0	3	1	0	0	0	0	0	5	14	3

Batteries-OSU-Long, McKinney (4), Armstrong (8), Deuze (9) & Solomon. PSU- Kurrasch, Welsh (7), Walding (8), Kulina (9), Dixon (9) & Farkes. W-McKinney (5-5); L-Welsh (4-2); SV-None. HR-None.

2012 BIG TEN TOURNAMENT

May 24, Huntington Park, Columbus, Ohio
Purdue 5, Ohio State 4

	1	2	3	4	5	6	7	8	9	R	H	E
OSU	1	0	0	0	0	2	0	0	1	4	7	2
PUR	1											

BIG TEN TOURNAMENT LINESCORES

2008 BIG TEN TOURNAMENT

May 22, Ray Fisher Stadium, Ann Arbor, Mich.

Indiana 10, Ohio State 8 (10 innings)

	1	2	3	4	5	6	7	8	9	10	R	H	E
IND	4	1	0	3	0	0	0	0	0	2	10	15	5
OSU	0	2	4	0	1	0	0	1	0	0	8	12	2

Batteries-OSU-Hale, Wimmers (5), Best (10) & Burkhardt. IND-Bashore, Carr (3) & Phegley. W-Carr (3-1); L-Wimmers (1-2); SV-None. HR-None.

2007 BIG TEN TOURNAMENT

May 23, Ray Fisher Stadium, Ann Arbor, Mich.

Ohio State 10, Penn State 3

	1	2	3	4	5	6	7	8	9	R	H	E
OSU	3	2	1	1	0	0	3	0	0	10	17	2
PSU	0	0	0	0	0	0	0	3	0	3	5	1

Batteries-OSU-Luebke, Barnes (8), Sizemore (9) & Fryer. PSU-Whitehill, Lorentson (3), Stobart (6), Lutz (7), Amato (8) & Blackburn. W-Luebke (8-1); L-Whitehill (5-6); SV-None. HR-None.

2007 BIG TEN TOURNAMENT

May 24, Ray Fisher Stadium, Ann Arbor, Mich.

Ohio State 4, Michigan 2

	1	2	3	4	5	6	7	8	9	R	H	E
OSU	3	0	0	0	0	0	1	0	0	4	10	0
MICH	0	0	0	1	0	0	0	0	1	2	11	1

Batteries-OSU-Hale & Fryer. MICH-Putnam, Jenzen (8) & Pickens. W-Hale (3-3); L-Putnam (7-4); SV-None. HR MICH-Abraham (4).

2007 BIG TEN TOURNAMENT

May 25, Ray Fisher Stadium, Ann Arbor, Mich.

Ohio State 9, Minnesota 2

	1	2	3	4	5	6	7	8	9	10	11	R	H	E
MINN	0	0	0	2	3	3	1	0	0	0	0	9	17	4
OSU	0	0	1	1	3	0	2	2	0	0	1	10	18	5

Batteries-OSU-Shuck, Fausnaugh (5), Best (7), Barrera (8), Meister (9) & Fryer. MINN-Vogt, Carr (5), OsIn (8), Johnson (11) & Carlson. W-Meister (4-6); L-OsIn (0-2); SV-None. HR MINN-Hanson (10), Jost (5).

2007 BIG TEN TOURNAMENT

May 27, Ray Fisher Stadium, Ann Arbor, Mich.

Ohio State 4, Minnesota 2

	1	2	3	4	5	6	7	8	9	R	H	E	
MINN	0	0	0	0	0	0	0	2	0	2	8	7	1
OSU	2	0	0	0	0	0	0	2	X	4	7	1	

Batteries-OSU-Luebke, Hale (8) & Fryer. MINN-Perinar, Carr (8) & DeSmidt, Carlson. W-Hale (4-3); L-Perinar (4-5); SV-None. HR-None.

2006 BIG TEN TOURNAMENT

May 24, Ray Fisher Stadium, Ann Arbor, Mich.

Ohio State 2, Purdue 1

	1	2	3	4	5	6	7	8	9	10	11	12	R	H	E
OSU	0	0	0	1	0	0	0	0	0	0	0	0	1	9	0
PUR	0	1	0	0	0	0	0	0	0	0	0	1	2	9	0

Batteries-PUR-Sattler, Dauby (10), Toneguzzi (12) & Neilsen. OSU-DeLucia, Shuck (11) & Fryer. W-Shuck (8-4); L-Dauby (4-6); SV-None. HR-None.

2006 BIG TEN TOURNAMENT

May 25, Ray Fisher Stadium, Ann Arbor, Mich.

Ohio State 2, Purdue 1

	1	2	3	4	5	6	7	8	9	R	H	E
OSU	1	0	2	0	1	0	2	0	3	9	12	1
NW	0	0	0	0	0	0	0	0	0	0	4	3

Batteries-OSU-Luebke, Meister (9) & Fryer. PUR-Brauer, Binder (9), Folan (9), Morgan (9) & Dietz, Vercelli. W-Luebke (7-6); L-Brauer (7-2); SV-None. HR OSU-Fryer (5) & Stephen (9).

2006 BIG TEN TOURNAMENT

May 25, Ray Fisher Stadium, Ann Arbor, Mich.

Minnesota 7, Ohio State 3

	1	2	3	4	5	6	7	8	9	R	H	E
MINN	0	0	4	0	3	0	0	0	0	7	10	1
OSU	0	3	0	0	0	0	0	0	0	3	9	1

Batteries-MINN-Brabender, Johnson (8) & Herbert. OSU-Shuck, Barker (3), Fausnaugh (5), Mester (9) & Fryer. W-Brabender (6-5); L-Shuck (8-5); SV-None. HR-None.

2006 BIG TEN TOURNAMENT

May 26, Ray Fisher Stadium, Ann Arbor, Mich.

Michigan 3, Ohio State 2

	1	2	3	4	5	6	7	8	9	R	H	E
OSU	0	0	1	0	0	0	0	0	1	2	5	3
MICH	0	0	0	1	0	1	0	1	X	3	7	1

Batteries-OSU-Hale, Meister (8) & Fryer. MICH-Putnam, Jenzen (7), Abraham (9) & Kunkel. W-Putnam (6-1); L-Hale (4-5); SV-Abraham (3), HR-None.

2005 BIG TEN TOURNAMENT

May 25, Illinois Field, Champaign, Ill.

Ohio State 7, Michigan 3

	1	2	3	4	5	6	7	8	9	10	11	12	R	H	E
OSU	0	2	0	0	0	0	0	0	0	0	0	1	4	7	12
MICH	0	0	0	1	0	0	0	0	1	0	0	3	13	1	

Batteries-OSU-DeLucia, Meister (8) & Fryer. MICH-Brauer, Feldkamp (11) & Kunkel. W-Meister (8-0); L-Feldkamp (9-4); SV-None. HR OSU-Farinacci (2).

2005 BIG TEN TOURNAMENT

May 26, Illinois Field, Champaign, Ill.

Ohio State 6, Purdue 5

	1	2	3	4	5	6	7	8	9	R	H	E
OSU	0	0	3	0	0	0	0	2	1	6	14	1
PUR	0	2	0	0	0	0	0	3	0	5	9	0

Batteries-OSU-Madsen & Fryer. PUR-Byrnes, Dauby (8), Toneguzzi (9) & Ingaldson. W-Madsen (7-3); L-Dauby (2-5); SV-None. HR OSU-Rabin (2).

2005 BIG TEN TOURNAMENT

May 27, Illinois Field, Champaign, Ill.

Ohio State 15, Minnesota 6

	1	2	3	4	5	6	7	8	9	R	H	E
MINN	2	2	2	0	0	0	0	0	0	6	14	2
OSU	3	0	2	0	0	1	9	0	X	15	18	4

Batteries-MINN-Bull, Perinar (7), Peters (7), Theis (7) & Elder. OSU-Luyster & Fryer. W-Luyster (7-3); L-Bull (4-4); SV-None. HR OSU-Caravati (4).

2005 BIG TEN TOURNAMENT

May 28, Illinois Field, Champaign, Ill.

Minnesota 4, Ohio State 3

	1	2	3	4	5	6	7	8	9	R	H	E
OSU	1	2	0	0	0	0	0	0	0	3	12	0
MINN	0	0	0	0	0	2	0	0	2	4	11	0

Batteries-OSU-Luebke, Meister (8) & Fryer. MINN-Loberg & Elder. W-Loberg (8-5); L-Meister (8-1); SV-None. HR MINN-Fornasiere (3), Hunter (8), Maciej (2).

2005 BIG TEN TOURNAMENT

May 29, Illinois Field, Champaign, Ill.

Ohio State 14, Minnesota 6

	1	2	3	4	5	6	7	8	9	R	H	E
MINN	0	0	1	0	2	0	1	1	1	6	9	3
OSU	2	4	1	4	1	0	2	0	X	14	17	2

Batteries-MINN-DeVries, OsIn (3), Peters(5), Beresford (8), Theis (9) & Elder. OSU-DeLucia, Madsen (6), Hatcher (9) & Fryer. W-DeLucia (5-5); L-DeVries (3-6); SV-None. HR MINN-Fornasiere (4), Maciej (3); OSU-Caravati (5).

2004 BIG TEN TOURNAMENT

May 22, Seibert Field, Minneapolis, Minn.

Michigan 10, Ohio State 4

	1	2	3	4	5	6	7	8	9	R	H	E
MICH	6	4	0	0	0	0	0	0	0	10	16	2
OSU	0	1	2	0	0	0	1	0	4	8	8	0

Batteries-MICH-Brauer & Kunkel. OSU-Madsen, Carroll (2), Paciorek (7), Hatcher (9) & Kinneer. W-Brauer (7-3); L-Madsen (8-4); SV-None. HR MICH-Kunkel (3); OSU-Bourquin (4).

2004 BIG TEN TOURNAMENT

May 28, Seibert Field, Minneapolis, Minn.

Ohio State 8, Michigan State 3

	1	2	3	4	5	6	7	8	9	R	H	E
OSU	0	2	0	0	0	4	1	1	0	8	17	0
MSU	0	1	2	0	0	0	0	0	0	3	8	0

Batteries-OSU-Newman & Kinneer. MSU-Toepper, Dow (6), Kowalski (6), Koeber (7) & Walker, Morris, K. (9). W-Newman (8-6); L-Toepper (4-4); SV-None. HR OSU-Bourquin (5); MSU-Koeber (7).

2004 BIG TEN TOURNAMENT

May 28, Seibert Field, Minneapolis, Minn.

Ohio State 6, Purdue 4

	1	2	3	4	5	6	7	8	9	R	H	E
OSU	4	1	0	0	0	0	0	1	0	6	11	0
PUR	0	0	2	0	0	2	0	0	0	4	9	0

Batteries-OSU-DeLucia, Hatcher (7), Fausnaugh (9) & Kinneer. PUR-Toneguzzi, Sattler (3) & Fritz. W-DeLucia (3-3); L-Toneguzzi (5-4); SV-Fausnaugh (8). HR OSU-Farinacci (3); PUR-Fritz (4).

2004 BIG TEN TOURNAMENT

May 29, Seibert Field, Minneapolis, Minn.

Ohio State 14, Michigan 2

	1	2	3	4	5	6	7	8	9	R	H	E
MICH	0	0	0	0	0	2	0	0	0	2	8	3
OSU	1	1	3	5	1	2	1	0	X	14	20	1

Batteries-MICH-Tognetti, Feldkamp (2), Hess (5), McCormick (7) & Kunkel; OSU-Carroll, Myers (9) & Kinneer, Houser (8). W-Carroll (5-2); L-Tognetti (4-2); SV-None. HR-MICH-Getz (2).

2004 BIG TEN TOURNAMENT

May 29, Seibert Field, Minneapolis, Minn.

Ohio State 3, Minnesota 2

	1	2	3	4	5	6	7	8	9	R	H	E
OSU	0	0	0	0	1	0	2	0	0	3	10	1
MINN	0	0	0	0	0	0	2	0	0	2	9	2

Batteries-OSU-Madsen, Hatcher (8), Fausnaugh(9) & Kinneer; MINN-Molldrem, Gaub (7), Peters (8) & Elder. W-Madsen (9-4); L-Molldrem (6-3); SV-Fausnaugh (9). HR-None.

2004 BIG TEN TOURNAMENT

May 30, Seibert Field, Minneapolis, Minn.

Minnesota 7, Ohio State 3

	1	2	3	4	5	6	7	8	9	R	H	E
MINN	1	0	2	0	2	1	0	1	1	7	13	0
OSU	0	0	0	0	0	0	3	0	0	3	14	2

Batteries-MINN-Krogman, Bull (8), Perkins (9) & Elder; OSU-Paciocek, Hatcher (5), Fausnaugh (7) & Kinneer. W-Krogman (3-1); L-Paciocek (1-4); SV-None. HR-MINN-Hunter (9).

2003 BIG TEN TOURNAMENT

May 27, Seibert Field, Minneapolis, Minn.

Ohio State 4, Michigan 2

	1	2	3	4	5	6	7	8	9	R	H	E
MICH	0	0	0	0	0	0	2	0	0	2	6	0
OSU	0	0	0	0	2	2	0	0	X	4	5	0

Batteries-MICH-Tognetti

BIG TEN TOURNAMENT LINESCORES

2000 BIG TEN TOURNAMENT

May 18, Siebert Field, Minneapolis, Minn.
Ohio State 4, Northwestern 2

	1	2	3	4	5	6	7	8	9	R	H	E
NW	0	0	0	1	0	0	0	1	0	2	9	0
OSU	0	0	1	1	1	0	1	0	X	4	10	1

Batteries-NW-Ribas & Hietpas. OSU-Laratta & Alvord. W-Laratta (7-5); L-Ribas (7-3) SV-none. HR-Turner (16).

2000 BIG TEN TOURNAMENT

May 19, Siebert Field, Minneapolis, Minn.
Ohio State 9, Purdue 8

	1	2	3	4	5	6	7	8	9	R	H	E
PUR	0	0	0	0	0	1	4	2	1	8	11	2
OSU	1	0	1	3	0	0	0	4	X	9	16	3

Batteries-PUR-Morgan, Blasko (3), Kaebisch (5), Ballard (8), Helmer (9) & McIntyre. OSU-Prenger, Cox (7) & Alvord. W-Cox (6-4); L-Ballard (7-3). SV-none. HR-Swisher (10), Turner (17).

2000 BIG TEN TOURNAMENT

May 20, Siebert Field, Minneapolis, Minn.
Illinois 4, Ohio State 0

	1	2	3	4	5	6	7	8	9	R	H	E
ILL	0	0	0	1	2	0	0	0	0	4	12	0
OSU	0	0	0	0	0	0	0	0	0	0	5	2

Batteries-ILL-Kvasnicka & Jeff Gertz. OSU-Steen, Wynik (6), Cox (9). W-Kvasnicka (2-2); L-Steen (6-5). SV-none. HR-none.

1999 BIG TEN TOURNAMENT

May 20, Bill Davis Stadium, Columbus, Ohio
Michigan 8, Ohio State 6

	1	2	3	4	5	6	7	8	9	R	H	E
MICH	3	4	0	1	0	0	0	0	0	8	16	2
OSU	1	0	1	1	1	0	1	0	1	6	9	1

Batteries-MICH-Putz, Korecky (8), Alexander (9), Bonner (9) & Seestadt. OSU-Fry, Smith (3), Goodrum (8), Fullenkamp (9) & Durant. W-Putz (5-4); L-Fry (9-2); SV-Bonner (1). HR-MICH-Alcaraz (8). OSU-Durant (7), Trott 2 (6), Middleton (7).

1999 BIG TEN TOURNAMENT

May 21, Bill Davis Stadium, Columbus, Ohio
Minnesota 10, Ohio State 1

	1	2	3	4	5	6	7	8	9	R	H	E
MINN	1	2	0	1	0	1	3	1	1	10	18	0
OSU	1	0	0	0	0	0	0	0	0	1	6	2

Batteries-MINN-Clarey & Hollhaus. OSU-Lee, Goodrum (8), Cox (9) & Durant. W-Clarey (7-2); L-Lee (8-1); SV-none. HR-MINN-Amundson (12), Kennedy 3 (8).

1998 BIG TEN TOURNAMENT

May 14, Illinois Field, Champaign, Ill.
Minnesota 10, Ohio State 3

	1	2	3	4	5	6	7	8	9	R	H	E
OSU	0	0	0	1	0	0	0	1	1	3	8	0
MINN	2	0	2	3	0	2	0	1	X	10	18	0

Batteries-OSU-Fry, Goodrum (4), Lee (8), Stafford (8) & Kremblas. MINN-Birk & Negan. W-Birk (8-1); L-Fry (7-3); SV-none. HR-MINN-Groebner 2 (17), Negen (2).

1998 BIG TEN TOURNAMENT

May 15, Illinois Field, Champaign, Ill.
Illinois 9, Ohio State 8

	1	2	3	4	5	6	7	8	9	R	H	E
ILL	0	0	0	6	0	3	0	0	0	9	15	0
OSU	0	3	1	0	1	0	1	0	2	8	14	0

Batteries-ILL-Zidlicky, Salter (2), Journal (9) & Nieckula. OSU-Thompson, Stafford (8) & Kremblas. W-Salter (6-5); L-Thompson (6-4); SV-none. HR-None.

1997 BIG TEN TOURNAMENT

May 15, Fisher Stadium, Ann Arbor, Mich.
Ohio State 4, Purdue 2

	1	2	3	4	5	6	7	8	9	R	H	E
PUR	0	1	0	0	1	0	0	0	0	2	12	1
OSU	0	2	0	1	0	1	0	0	0	4	9	0

Batteries-OSU-Thompson & Kremblas. PUR-Hedman & Grieco. W-Thompson (10-2); L-Hedman (6-4); SV-none. HR-None.

1997 BIG TEN TOURNAMENT

May 16, Fisher Stadium, Ann Arbor, Mich.
Ohio State 9, Michigan 2

	1	2	3	4	5	6	7	8	9	R	H	E
OSU	0	0	0	1	0	0	5	2	1	9	13	1
MICH	0	1	0	1	0	0	0	0	0	2	6	2

Batteries-OSU-Fry & Kremblas. MICH-Putz, Haskell (6), Wright (9) & Kalahar. W-Fry (10-2); L-Putz (5-1); SV-None. HR-OSU-Seimetz; MICH-D. Besco.

1997 BIG TEN TOURNAMENT

May 17, Fisher Stadium, Ann Arbor, Mich.
Ohio State 8, Michigan 5

	1	2	3	4	5	6	7	8	9	R	H	E
MICH	0	1	0	0	3	0	0	1	0	5	6	0
OSU	0	0	1	4	2	0	0	0	0	8	12	2

Batteries-OSU-Fullenkamp, Stafford (5) & Kremblas. MICH-Berryman, Kelley (4) & Kalahar, Haskell (7) & Kalahar & Seestadt. W-Stafford (4-2); L-Berryman (2-6); SV-None. HR-OSU-Driscoll; MICH-Cervenak & B. Besco.

1995 BIG TEN TOURNAMENT

May 18, Trautman Field, Columbus, Ohio
Purdue 3, Ohio State 2

	1	2	3	4	5	6	7	8	9	R	H	E
PUR	0	0	0	0	1	0	2	0	0	3	7	0
OSU	0	0	2	0	0	0	0	0	0	2	9	2

Batteries-PUR-Hedman, Jensen (9) & Baltzell. OSU-Cannon & Eckelman. W-Hedman (6-5); L-Cannon (8-5); SV-Jenson (4). HR-PUR-Galle (3); OSU-Furrey (7).

1995 BIG TEN TOURNAMENT

May 19, Trautman Field, Columbus, Ohio
Ohio State 16, Northwestern 15

	1	2	3	4	5	6	7	8	9	R	H	E
OSU	2	4	0	0	7	0	3	0	0	16	17	1
NW	0	1	3	0	0	1	5	4	1	15	15	2

Batteries-OSU-Vogelmeier, Fragle (7), Nelson (7), Spears (9) & Eckelman, Kremblas (7). NW-Niedermaier, Ketchand (5), Ziesemer (7) & Fuller. W-Vogelmeier (5-2); L-Niedermaier (10-4); SV-Spears (4). HR-OSU-Mannino (7); NW-Fuller 2 (10), Stritch 2 (10), Rojas (4), Suffian (7).

1995 BIG TEN TOURNAMENT

May 20, Trautman Field, Columbus, Ohio
Ohio State 8, Purdue 3

	1	2	3	4	5	6	7	8	9	R	H	E
PUR	0	0	0	2	0	0	0	1	0	3	9	2
OSU	0	0	0	0	6	2	0	0	X	8	10	0

Batteries-PUR-Jensen, Luce (6) & Baltzell. OSU-Spears & Eckelman. W-Spears (7-3); L-Jensen (6-5). HR-PUR-Stigleman (6); OSU-Furrey (8).

1995 BIG TEN TOURNAMENT

May 20, Trautman Field, Columbus, Ohio
Ohio State 19, Minnesota 13

	1	2	3	4	5	6	7	8	9	R	H	E
OSU	0	1	2	2	0	4	6	4	0	19	23	4
MINN	0	2	3	2	3	0	1	2	0	13	19	2

Batteries-OSU-Volk, Nelson (5) & Eckelman. MINN-Mensink, Lance (6), Kearin (6), Diebolt (7), Dobis (7), Felling (8) & Gunderson. W-Nelson (6-0); L-Kearin (3-6). HR-OSU-Carek (6), Williams 2 (8), Chonko 2 (8), MINN-McCarthy (7), Gunderson (12), Denning (4), Smith (8).

1995 BIG TEN TOURNAMENT

May 20, Trautman Field, Columbus, Ohio
Ohio State 11, Minnesota 6

	1	2	3	4	5	6	7	8	9	R	H	E
MINN	0	0	1	0	4	0	1	0	0	6	10	0
OSU	0	0	0	0	4	6	0	1	X	11	12	2

Batteries-MINN-Pederson, Diebolt (6), Lance (6), Kearin (1) & Gunderson. OSU-Noffke & Eckelman. W-Noffke (4-1); L-Pederson (5-4). HR-MINN-Gunderson (13); OSU-Kaczmar 2 (17), Mannino (8).

1994 BIG TEN TOURNAMENT

May 19, C.O. Brown Stadium, Battle Creek, Mich.
Ohio State 12, Michigan State 5

	1	2	3	4	5	6	7	8	9	R	H	E
MSU	0	0	2	0	0	1	2	0	0	5	10	2
OSU	0	0	0	0	3	0	9	X	12	14	3	

Batteries-MSU-Landis, Antonangeli (8), Soto (8) & Riggins. OSU-Beaumont & Sweet. W-Beaumont (10-1); L-Landis (3-3) HR-OSU-Kaczmar (17).

1994 BIG TEN TOURNAMENT

May 20, C.O. Brown Stadium, Battle Creek, Mich.
Ohio State 6, Minnesota 5

	1	2	3	4	5	6	7	8	9	R	H	E
MINN	2	0	0	0	2	1	0	0	0	5	10	3
OSU	0	0	1	0	4	1	0	0	X	6	11	4

Batteries-MINN-Hammerschmidt, Lightenberg (6), Wolf (7), Mensink (7) & Grass. OSU-Granata, Hale (7) & Sweet. W-Granata (7-1); L-Hammerschmidt (4-3); S-Hale (7) HR-None.

1994 BIG TEN TOURNAMENT

May 21, C.O. Brown Stadium, Battle Creek, Mich.
Michigan 4, Ohio State 3

	1	2	3	4	5	6	7	8	9	10	11	12	R	H	E
OSU	0	0	0	0	0	0	0	0	3	0	0	0	3	9	1
MICH	0	0	0	1	0	0	2	0	0	0	1	4	11	0	

Batteries-OSU-Cannon, Pachner (9) & Sweet. MICH-Newton, Temple (7), Arvai (9) & Niemi. W-Arvai (4-0); L-Pachner (4-1). HR-None.

1994 BIG TEN TOURNAMENT

May 22, C.O. Brown Stadium, Battle Creek, Mich.
Ohio State 9, Michigan 7

	1	2	3	4	5	6	7	8	9	R	H	E
OSU	0	5	2	0	0	1	1	0	0	9	13	3
MICH	0	0	1	0	0	1	4	0	1	7	1	0

Batteries-OSU-Biehle, Spears (7), Hale (7) & Sweet. MICH-Ferullo, Temple (3), Ricken (7), Murray (9) and Niemi. W-Biehle (7-0); L-Ferullo (4-2); S-Hale (8). HR-MICH-Simmons (8).

1993 BIG TEN TOURNAMENT

May 20, C.O. Brown Stadium, Battle Creek, Mich.
Ohio State 3, Indiana 2

	1	2	3	4	5	6	7	8	9	10	R	H	E
IND	0	1	0	1	0	0	0	0	0	0	2	3	2
OSU	0	0	0	1	0	0	0	1	0	1	3	10	2

Batteries-IND-Scafa, Koehler (10) & Snedden. OSU-Beaumont & Khoury. W-Beaumont (8-3); L-Scafa (7-3) HR-IND-Cotton (3), Gazarek (9); OSU-Mannino (11).

1993 BIG TEN TOURNAMENT

May 21, C.O. Brown Stadium, Battle Creek, Mich.
Minnesota 11, Ohio State 2

	1	2	3	4	5	6	7	8	9	R	H	E
MINN	1	0	2	0	0	4	0	4	0	11	8	0
OSU	0	0	0	0	0	0	0	2	5	5	5	0

Batteries-MINN-Hammerschmidt, Mensink (9) & Grass. OSU-Granata, Hale (6), Fragle (8), Pachner (8) & Khoury. W-Hammerschmidt (8-2); L-Granata (6-4). HR-MINN-Lefebvre (5).

1993 BIG TEN TOURNAMENT

May 22, C.O. Brown Stadium, Battle Creek, Mich.
Ohio State 15, Indiana 3

	1	2	3	4	5	6	7	8	9	R	H	E
OSU	0	0	6	0	2	0	0	5	2	15	21	2
IND	0	0	0	3	0	0	0	0	0	3	8	1

Batteries-OSU-Cannon & Sweet. IND-Mann, Garness (3), Koehler (8) & Snedden. W-Cannon (4-5); L-Mann (3-2). HR-IND-Cotton (5).

1993 BIG TEN TOURNAMENT

May 22, C.O. Brown Stadium, Battle Creek, Mich.
Ohio State 7, Minnesota 6

	1	2	3	4	5	6	7	8	9	10	R	H	E
OSU	3	0	1	0	1	0	0	0	1	1	7		

BIG TEN TOURNAMENT LINESCORES

1989 BIG TEN TOURNAMENT

May 19, Fisher Stadium, Ann Arbor, Mich.

Ohio State 4, Iowa 2

	1	2	3	4	5	6	7	8	9	R	H	E
IOWA	0	0	0	0	2	0	0	0	0	2	8	1
OSU	2	0	1	0	0	0	0	1	X	4	9	2

Batteries-IOWA-Eldred & Canney, OSU-Mumaw, Wertz (5) & Durant, W-Wertz (10-2); L-Eldred (7-3), HR-OSU-Eiternan (5).

1989 BIG TEN TOURNAMENT

May 20, Fisher Stadium, Ann Arbor, Mich.

Michigan 6, Ohio State 0

	1	2	3	4	5	6	7	8	9	R	H	E
OSU	0	0	0	0	0	0	0	0	0	0	2	2
MICH	1	0	0	0	0	0	5	0	X	6	13	1

Batteries-OSU-Mesewicz, Wertz (7), Sparma (8) & Durant, MICH-Brock & Matherly, W-Brock (4-2); L-Mesewicz (4-3), HR-None.

1988 BIG TEN TOURNAMENT

May 19, Fisher Stadium, Ann Arbor, Mich.

Michigan 6, Ohio State 3

	1	2	3	4	5	6	7	8	9	R	H	E
OSU	0	0	0	0	0	1	0	2	0	3	5	1
MICH	1	2	0	0	0	0	2	1	X	6	12	1

Batteries-OSU-Schwarber, Wertz (8) & Bostic, MICH-Abbott, Powell (8), Locker (9) & Gillette, W-Abbott (9-3); L-Schwarber (9-8); S-Locker (1), HR-OSU-Semke (6), Eiternan (9); MICH-McMurtry(4).

1988 BIG TEN TOURNAMENT

May 20, Fisher Stadium, Ann Arbor, Mich.

Minnesota 6, Ohio State 1

	1	2	3	4	5	6	7	8	9	R	H	E
MINN	0	0	2	0	0	0	4	0	0	6	9	4
OSU	0	0	0	0	0	0	1	0	0	1	4	4

Batteries-MINN-Wilson, Woznak (7) & Wallraf, OSU-McCormick, Wertz (8) & Pica, W-Wilson (4-3); L-McCormick (6-5), HR-MINN-Weinberg (5).

1985 BIG TEN TOURNAMENT

May 17, Fisher Stadium, Ann Arbor, Mich.

Ohio State 3, Illinois 2

	1	2	3	4	5	6	7	8	9	R	H	E
OSU	0	0	2	0	0	1	0	0	0	3	7	1
ILL	0	1	0	0	0	0	0	1	0	2	4	2

Batteries-OSU-Cunningham (17 K's) & Minch, ILL-Pall & Iavarone, W-Cunningham (9-3); L-Pall (13-1), HR-ILL-Payton (8), Borg (12).

1985 BIG TEN TOURNAMENT

May 18, Fisher Stadium, Ann Arbor, Mich.

Minnesota 8, Ohio State 5

	1	2	3	4	5	6	7	8	9	R	H	E
OSU	0	0	0	0	1	3	0	1	0	5	8	3
MINN	1	0	0	0	3	3	0	1	X	8	8	2

Batteries-OSU-Fithian, Pittman (8) & Minch, MINN-P. Bauer & Halloran, W-P. Bauer (7-0); L-Fithian (2-5), HR-MINN-McIntosh (7), Beckman (7).

1985 BIG TEN TOURNAMENT

May 18, Fisher Stadium, Ann Arbor, Mich.

Ohio State 3, Michigan 1

	1	2	3	4	5	6	7	8	9	R	H	E
MICH	1	0	0	0	0	0	0	0	0	1	8	1
OSU	1	0	0	0	2	0	0	X		3	9	0

Batteries-MICH-Hayward, Everson (2) & Wolfe, OSU-Curtis, Pittman (6) & Minch, W-Pittman (4-2); L-Everson (2-3), HR-MICH-Larkin (13).

1985 BIG TEN TOURNAMENT

May 19, Fisher Stadium, Ann Arbor, Mich.

Minnesota 5, Ohio State 3

	1	2	3	4	5	6	7	8	9	R	H	E
MINN	0	0	0	1	0	0	3	1	0	5	7	1
OSU	0	0	0	3	0	0	0	0	0	3	5	4

Batteries-MINN-Clarkin & Halloran, OSU-Burba, Pittman (5), Durst (7), Townsend (8), Volkert (9) & Minch, W-Clarkin (7-5); L-Pittman (4-3), HR-None.

1982 BIG TEN TOURNAMENT

May 21, Illinois Field, Champaign, Ill.

Ohio State 5, Minnesota 3

	1	2	3	4	5	6	7	8	9	R	H	E
MINN	0	0	0	1	0	0	2	0	0	3	9	1
OSU	0	0	2	0	0	0	2	1	X	5	9	2

Batteries-MINN-Meyer, Francour (7), Kampsen(7) & Olson, OSU-Swearingen, Aurentz (8) & King, W-Swearingen (9-0); L-Meyer, S-Aurentz (5), HR-OSU-Gonya (1), Pfaff (5).

1982 BIG TEN TOURNAMENT

May 22, Illinois Field, Champaign, Ill.

Ohio State 7, Michigan 2

	1	2	3	4	5	6	7	8	9	R	H	E
OSU	2	0	2	0	2	1	0	0	0	7	11	3
MICH	0	0	2	0	0	0	0	0	0	2	7	4

Batteries-OSU-Cunningham, Klassman (8) & King, MICH-Shuta, Wayne (4) & Bair, W-Cunningham (8-0); L-Shuta, HR-OSU-Orkis (5), King (9).

1982 BIG TEN TOURNAMENT

May 23, Illinois Field, Champaign, Ill.

Minnesota 8, Ohio State 7

	1	2	3	4	5	6	7	8	9	R	H	E
OSU	0	1	0	3	1	1	0	1	0	7	9	2
MINN	3	0	0	1	1	1	0	1	1	8	14	2

Batteries-OSU-Fithian, Klassman (5), Aurentz (9) & King, MINN-Francour, Meyer (7) & Olson, W-Meyer; L-Aurentz (4-2), HR-OSU-King 2 (10, 11), Dixon (7).

1982 BIG TEN TOURNAMENT

May 23, Illinois Field, Champaign, Ill.

Minnesota 7, Ohio State 5

	1	2	3	4	5	6	7	8	9	R	H	E
MINN	0	4	0	0	1	0	2	0	0	7	10	3
OSU	0	0	0	3	1	0	1	0	0	5	8	4

Batteries-UM-German, Wohler (4), Kampsen (5) & Olson, OSU-Vanderpohl, Devine (7) & King, W-Kampsen (5-0); L-Vanderpohl (5-2), HR-OSU-Gonya (2).

TEAM SEASON RECORDS



Back (L to R): Scott Lewis, Matt Davis, Jeddiah Stephen, Trent Luyster, Brett Hatcher, Justin Myers, Paul Farinacci, Christian Snively, Geno Ferraro, Doug Carpenter, Greg Prenger. 3rd Row: Philip Mattingly, Kelly Houser, Mike Madsen, Jesse Paciorek, Wes Schirtzinger, Josh Newman, Kris Moorman, Nate Smith, Cody Caughenbaugh, Doug Larason, Greg Uland. 2nd Row: Nate Pierce (manager), Brian Hart (athletic training student), Chris Hanners, Higinio Rivera, Kyle Brown, Bob Todd (head coach), Greg Cypret (assistant coach), Pat Bangison (assistant coach), Trey Fausnaugh, Jeff Bright (assistant athletic trainer). Front: Brett Garrard, Mike Rabin, Steve Caravati, Terry Pettorini, Jacob Howell, Geoff Buchanan, Brian Panke, Derek Kinnear, Drew Thomas, Drew Anderson.

2003 BIG TEN TOURNAMENT & AUBURN REGIONAL CHAMPIONS,
COLUMBUS SUPER REGIONAL PARTICIPANTS (44-21 OVERALL, 20-12 BIG TEN)

MOST GAMES PLAYED

661991
652016, 2003
641999
631993, 1995, 2019
621990, 2007
612009, 2004, 2001, 1992, 1989

MOST WINS

521991
501999
491994
451982
442016, 2003, 1993
432001
422009, 1997
402005, 1995, 1992

MOST BIG TEN WINS

251999, 1994
222021
202003, 2001, 1992, 1991
192006, 2004, 1993
182009, 2002, 1998, 1997, 1995

BEST WINNING %

(Minimum 20 Wins)

8451994 (49-9)
8081966 (27-6-1)
8031991 (53-13)
7811999 (50-14)
7631970 (27-8-1)
7581982 (45-14-1)

MOST AT-BATS

2,2072016
2,2012019
2,1932009
2,1741999
2,0931995
2,0831991
2,0712003
2,0712018
2,0652004
2,0592007
2,0222005
2,0022012
2,0011997
1,9811993
1,9782006

MOST RUNS SCORED

5341991
-----	-----------

5321999
5191994
4891995
4802009
4711996, 1982
4721997
4472001

MOST HITS

7202009
7071999
6951995
6831991
6761994
6601997
6572006
6502007
6411992
6352004

MOST DOUBLES

1421997
1391991
1381999
1332016
1311994
1271995
1191992
1182009
1172004

MOST TRIPLES

262009
252006, 1991
231966
201997, 2017
192007, 2003, 1958
181993, 2002
172015, 2001, 1999

MOST HOME RUNS

941994
841995
791996, 1991
771999
702003, 1998
692019
662009

MOST RUNS BATTED IN

4781999
4771991
4621994

4491995
4422009
4361996
4281997
4022001, 1982

MOST BASES ON BALLS

3661992
3211982
2952018
2931995
2931991
2852001
2802012
2781997
2771999
2762016
2692002

MOST STOLEN BASES

1012016
962001
892015
862012
841993, 1951
792002
782013, 1963
752005
742007
722003

HIGHEST BATTING AVERAGE

.3541994
.3351996, 1992
.3331998
.3322006, 1995
.3301997
.3282009, 1991
.3251999
.3242010
.3211981

LOWEST ERA

2.111966
2.281947
2.341964
2.531954
2.661957

MOST COMPLETE GAMES

291991
291988

291977
221965
211990, 1970

MOST SHUTOUTS

92003
82002, 2001, 1977
71993
72014
72015
61967, 1970, 1991, 1994, 1999, 2013, 2019

MOST INNINGS PITCHED

587.22016
577.12019
539.21999
535.12018
535.12009
533.22003
531.02012
524.12013
521.22007
513.12004
511.21991
504.11995
498.02005
497.22001

MOST STRIKEOUTS

5832019
4952016
4632003
4622009
4562018
4522021
4501991
4251999
4161995
4141994
4101993
4072017

MOST SAVES

212009, 2016
192013, 2019
172004
162008, 2003
152001, 1996, 2018
142007, 1999, 1994
132010, 1992
122014
111991, 2021
102012, 2002, 1982

CAREER BATTING RECORDS

BATTING AVERAGE

(minimum 75 hits)

1.	Jason Trott	1996-99	(250-626)	.399
2.	Dan Seimetz	1995-98	(287-779)	.370
3.	Alex Eckelman	1994-97	(241-657)	.367
4.	Doug Deeds	2001-02	(150-411)	.365
5.	Robby Cobb	1980-83	(233-641)	.363
6.	Brian Mannino	1992-95	(250-690)	.362
7.	John Orkis	1981-82	(132-368)	.359
8.	Mike Lockwood	1997-99	(240-668)	.359
9.	Steve Caravati	2001-05	(250-703)	.356
10.	Doug Wollenburg	1990-92	(187-529)	.353
	Keith Gonya	1979-82	(228-645)	.353
12.	Michael Stephens	2009-10	(150-426)	.352
	John Minch	1982-85	(173-491)	.352
14.	Jonathan Sweet	1992-94	(195-556)	.351
	Matt Angle	2005-07	(209-596)	.351
16.	Arnie Chonko	1983-85	(125-358)	.349
17.	Dominic Canzone	2017-19	(195-564)	.346
	Mike Repasky	1991-94	(170-492)	.346
	Scott Meadows	1985-88	(221-638)	.346
20.	Ronnie Bourquin	2004-06	(183-531)	.345
21.	Chad Ehrnsberger	1998-00	(187-544)	.344
	Tom Eiterman	1986-89	(200-581)	.344
23.	J.B. Shuck	2006-08	(166-484)	.343
	Mike Estep	1993-96	(199-581)	.343
25.	Zach Hurley	2007-10	(333-649)	.342
	Bill Sharp	1970-71	(75-219)	.342
	Tom Perdue	1960-62	(92-269)	.342

AT BATS

1.	Mike Rabin	2002-05	825
2.	Mark Carek	1995-98	823
3.	Justin Miller	2006-09	811
4.	Dan Seimetz	1995-98	779
5.	Patrick Porter	2012-15	762
6.	Cory Kovanda	2007-10	753
7.	Connor Pohl	2017-2021	750
8.	Drew Anderson	2002-04	718
	Jeff Anderson	1989-92	718
10.	Brady Cherry	2016-19	713
11.	Tim Wetzel	2011-14	711
12.	Steve Caravati	2001-05	703
13.	Brett Garrard	2001-04	698
14.	Ken Tirpack	1989-92	697
15.	Jacob Howell	2004-07	693
	Troy Kuhn	2013-16	693
17.	Brian Mannino	1992-95	690
18.	Jedidiah Stephen	2003-06	688
19.	Ryan Dew	2007-10	688
20.	Jason Driscoll	1997-00	679
21.	Ronnie Dawson	2014-16	677
22.	Ryan Cypret	2010-13	675
23.	Jay Semke	1986-89	670
24.	Mike Lockwood	1997-99	668
25.	Alex Eckelman	1994-97	657
26.	Jason Zoeller	2004-07	654

HITS

1.	Dan Seimetz	1995-98	287
2.	Justin Miller	2006-09	273
3.	Mark Carek	1995-98	262
4.	Steve Caravati	2001-05	250
	Jason Trott	1996-99	250
	Brian Mannino	1992-95	250
7.	Mike Rabin	2002-05	248
8.	Cory Kovanda	2007-10	246
9.	Alex Eckelman	1994-97	241
10.	Mike Lockwood	1997-99	240
11.	Ken Tirpack	1989-92	237
12.	Robby Cobb	1980-83	233
13.	Jacob Howell	2004-07	231
14.	Keith Gonya	1979-82	228
15.	Jeff Anderson	1989-91	227
16.	Ryan Dew	2007-10	225
17.	Zach Hurley	2007-10	222
18.	Drew Anderson	2002-04	221
	Scott Meadows	1985-88	221
20.	Gary Jones	1991-94	218
21.	Patrick Porter	2012-15	216
22.	Ronnie Dawson	2014-16	214
23.	Jay Semke	1986-89	213
24.	Jedidiah Stephen	2003-06	209
	Jason Zoeller	2004-07	209
	Matt Angle	2005-07	209
27.	Matt Middleton	1996-99	208
28.	Connor Pohl	2017-2021	206
29.	Eric Fryer	2005-07	205

DOUBLES

1.	Dan Seimetz	1995-98	71
2.	Ken Tirpack	1989-92	56
3.	Justin Miller	2006-08	53
4.	Ronnie Dawson	2014-16	50
5.	Robby Cobb	1980-83	48
	Troy Kuhn	2013-16	48
7.	Steve Caravati	2001-05	47

8.	Chad Ehrnsberger	1998-00	46
9.	Drew Anderson	2002-04	45
	Brian Mannino	1992-95	45
	Brady Cherry	2016-19	44
11.	Jedidiah Stephen	2003-06	44
	Jason Trott	1996-99	44
	Mike Durant	1989-91	44
	Scott Meadows	1985-88	44
16.	Paul Farinacci	2002-05	43
	Matt Middleton	1996-99	43
	Alex Eckelman	1994-97	43
	Scott Kaczmar	1992-95	43
20.	Nick Swisher	2000-02	42
	Mike Lockwood	1997-99	42
	Tom Durant	1996-99	42
	Jonathan Sweet	1992-94	42
24.	Mike Repasky	1991-94	41
25.	Zach Hurley	2007-10	39
	Brett Garrard	2001-04	39
	Tom Eiterman	1986-89	39

TRIPLES

1.	Pat Porter	2012-15	15
2.	Jacob Howell	2004-07	13
	Steve Caravati	2001-05	13
	Drew Anderson	2002-04	13
5.	Zach Hurley	2007-10	12
	Jason Driscoll	1997-00	12
7.	Scott Meadows	1985-88	11
	Tim Kauffman	1975-78	11
9.	Mark Carek	1995-98	10
	Christian Snavelly	2001-03	10
11.	Troy Montgomery	2014-16	9
	Mike Lockwood	1997-99	9
	Gary Jones	1991-94	9
14.	Jason Zoeller	2004-07	8
	Jedidiah Stephen	2003-06	8
	Scott Kaczmar	1992-95	8
	Roy Marsh	1992-94	8
	Jonathan Sweet	1992-94	8
	Ray Shoup	1965-67	8
	David Mason	1960-62	8
22.	Ronnie Dawson	2014-16	7
	Kirby Pellant	2012-13	7
	J.B. Shuck	2006-08	7
	Eric Fryer	2005-07	7
	Robby Cobb	1980-83	7
	Russ Nagelson	1964-66	7
	Bob Klein	1961-63	7
	Howard Cassidy	1954-56	7
	Stewart Hess	1950-52	7
	Ray Gebhardt	1947-50	7
	Norbert Ranz	1946-49	7

HOME RUNS

1.	Dan Seimetz	1995-98	52
2.	Scott Kaczmar	1992-95	39
3.	Jeff King	1981-84	37
4.	Nick Swisher	2000-02	35
	Brian Mannino	1992-95	35
6.	Christian Snavelly	2001-03	34
	Mike Lockwood	1997-99	34
	Alex Eckelman	1994-97	34
9.	Chad Ehrnsberger	1998-00	32
	Mark Chonko	1993-96	32
11.	Ken Tirpack	1989-92	30
12.	Eric Pfaff	1982-85	29
	Connor Pohl	2017-21	29
14.	Jason Turner	1997-00	28
15.	Brady Cherry	2016-19	27
	Jedidiah Stephen	2003-06	27
	Jamie Taylor	1990-92	27
18.	Steve Caravati	2001-05	26
	Doug Deeds	2001-02	26
	Matt Middleton	1996-99	26
21.	Ronnie Dawson	2014-16	24
	Michael Stephens	2009-10	24
23.	Dominic Canzone	2017-19	23
	Jason Trott	1996-99	23
	Matt Furrey	1993-96	23
	Gary Jones	1991-94	23
	Scott Meadows	1985-88	23

RUNS SCORED

1.	Mark Carek	1995-98	217
2.	Mike Lockwood	1997-99	198
3.	Dan Seimetz	1995-98	193
4.	Robby Cobb	1980-83	183
5.	Jason Trott	1996-99	182
6.	Brian Mannino	1992-95	174
7.	Alex Eckelman	1994-97	172
8.	Cory Kovanda	2007-10	167
9.	Chris Williams	1992-95	164
10.	Gary Jones	1991-94	163
	Jay Semke	1986-89	163
	Scott Meadows	1985-88	163
13.	Nick Swisher	2000-02	154
	Ken Tirpack	1989-92	154
15.	Brett Garrard	2001-04	153
16.	Matt Angle	2005-07	151

19.	Mike Mulligan	1989-92	147
20.	Chad Ehrnsberger	1998-00	144
21.	Zach Hurley	2007-10	142
	Mike Estep	1993-96	142
23.	Drew Anderson	2002-04	141
	Tom Eiterman	1986-89	141
25.	Jacob Howell	2004-07	140

RUNS BATTED IN

1.	Dan Seimetz	1995-98	236
2.	Brian Mannino	1992-95	180
3.	Justin Miller	2006-09	178
	Ken Tirpack	1989-92	178
5.	Steve Caravati	2001-05	170
6.	Jeff Anderson	1989-92	163
	Eric Pfaff	1982-85	163
	Jeff King	1981-84	163
9.	Jason Trott	1996-99	158
10.	Nick Swisher	2000-02	156
	Alex Eckelman	1994-97	156
12.	Chad Ehrnsberger	1998-00	149
	Mike Lockwood	1997-99	149
	Mark Chonko	1993-96	149
	Gary Jones	1991-94	149
16.	Scott Kaczmar	1992-95	147
17.	Connor Pohl	2017-21	145
18.	Jedidiah Stephen	2003-06	144
	Matt Middleton	1996-99	144
20.	Jason Turner	1997-00	143
	Mark Carek	1995-98	143
22.	Christian Snavelly	2001-03	140
23.	Scott Meadows	1985-88	135
24.	Ryan Dew	2007-10	133
25.	Jonathan Sweet	1992-94	132
26.	Tom Eiterman	1986-89	130

BASE ON BALLS

(not including 1960-62, 64-65, 67, 69-72)

1.	Doug Dendinger	1999-02	140
2.	Greg Mohler	1981-84	136
3.	Nick Swisher	2000-02	131
4.	Mark Carek	1995-98	124
5.	Robby Cobb	1980-83	123
6.	Gary Jones	1991-94	114
7.	Mike Lockwood	1997-99	113
8.	Christian Snavelly	2001-03	109
9.	Kirk Dixon	1979-82	106
	Tim Kauffman	1975-78	106
	Cory Kovanda	2007-10	105
	Chad Ehrnsberger	1998-00	105
13.	Jason Trott	1996-99	101
	Scott Meadows	1985-88	101
	Connor Pohl	2017-21	101
16.	Troy Montgomery	2014-16	100
17.	Jim Hufford	1985-88	99
18.	Tom Woleslagel	1981-84	98
19.	Brad Hallberg	2009-13	96
	Patrick Porter	2012-15	96
	Brian Mannino	1992-95	96
	Morgan Assmann	1978-81	96
23.	Tim Wetzel	2011-2014	95
	Chris Williams	1992-95	93
25.	Mike Mulligan	1989-92	92

STOLEN BASES

1.	Roy Marsh	1992-94	73
2.	Mike Check	1998-01	63
3.	Troy Montgomery	2014-16	60
	Matt Angle	2005-07	60
5.	Drew Anderson	2002-04	57
6.	Mike Rabin	2002-05	50
7.	Bo Rein	1965-67	49
8.	Ronnie Dawson	2014-16	47
	Jacob Howell	2004-07	47
10.	Wade Manning	1976-78	44
11.	Kirby Pellant	2012-13	43
	Morgan Assmann	1978-81	43
13.	Tim Kauffman	1975-78	42
	Ken Peters	1961-63	42
15.	Joe Ciamacco	2011-13	37
	Mike Polaski	1969-70	37
17.	Mike Durant	1989-91	36
	Tom Perdue	1960-62	36
	Mike Harris	2001	35
20.	J.B. Shuck	2006-08	34
	Kirk Dixon	1979-82	34
22.	Robby Cobb	1980-83	32
	Jalen Washington	2014-17	32

MISCELLANEOUS

Hitting Streak

1.	Jay Semke	23 games	1987: Games 13-35
2.	Doug Wollenburg	22 games	1992: Games 9-11, 13-20, 22-29, 31-33 (DNP in 3 games)
3.	Keith Klodnick	21 games	1991: Games 1-21

Consecutive Times Reached Base

1.	John Prosenjak	13	1934 (3 walks, 5 hits, 1 walk, 4 hits in three games)
----	----------------	----	-------------------------------------------------------

Career Stolen Base Percentage

1.	Tom Woleslagel	1.000	1981-84 (24 of 24)
----	----------------	-------	--------------------

SEASON BATTING RECORDS

BATTING AVERAGE

1.	Tom Perdue	1960	.469
2.	Alex Eckelman	1996	.439
3.	Jason Trott	1997	.429
4.	Jason Trott	1998	.428
5.	Robby Cobb	1983	.426
6.	Doug Wollenburg	1992	.422
7.	Ronnie Bourquin	2006	.416
8.	Mark Kilmer	1940	.405
9.	Scott Meadows	1988	.402
10.	Mike Lockwood	1998	.401
11.	Mark Chonko	1996	.400
12.	Dan Seimetz	1995	.396
13.	Justin Miller	2008	.395
14.	Steve Caravati	2004	.391
15.	Jonathan Sweet	1994	.390
16.	Brian Mannino	1995	.389
17.	Mike Estep	1995	.388
18.	Ryan Dew	2009	.388
19.	Doug Deeds	2002	.386
20.	Zach Hurley	2010	.385
21.	Dan Seimetz	1997	.385
22.	Mike Estep	1994	.385
23.	Gary Jones	1991	.385
24.	Rick Worthington	1981	.384
25.	Jamie Taylor	1992	.382

HITS

1.	Steve Caravati	2004	92
2.	Ronnie Bourquin	2006	91
3.	Alex Eckelman	1996	90
4.	Zach Hurley	2009	89
5.	Dominic Canzone	2019	88
6.	Mike Lockwood	1999	87
7.	Dan Seimetz	1997	87
8.	Jonathan Sweet	1994	87
9.	Doug Wollenburg	1992	86
10.	Ronnie Dawson	2016	85
11.	Zach Hurley	2010	85
12.	Ryan Dew	2009	85
13.	Jason Trott	1998	83
14.	Dominic Canzone	2018	83
15.	Brady Cherry	2019	82
16.	Drew Anderson	2004	82
17.	Michael Stephens	2009	82
18.	Justin Miller	2007	81
19.	Jacob Howell	2004	81
20.	Christian Snavelly	2002	81
21.	Doug Deeds	2002	81
22.	Jason Trott	1999	81
23.	Mike Lockwood	1998	81
24.	Noah McGowan	2018	80
25.	Mike Estep	1995	80
26.	Scott Meadows	1988	80

DOUBLES

1.	Ronnie Dawson	2016	25
2.	Dan Seimetz	1997	25
3.	Tom Durant	1999	22
4.	Jonathan Sweet	1993	21
5.	Tyler Cowles	2018	20
6.	Paul Farinacci	2005	20
7.	Jason Trott	1999	20
8.	Dan Seimetz	1995	20
9.	Mike Repasky	1994	20
10.	Robby Cobb	1982	20
11.	Noah McGowan	2018	19
12.	Zach Hurley	2010	19
13.	Jedidiah Stephen	2006	19
14.	Chris Williams	1995	19
15.	Mike Durant	1992	19
16.	Doug Wollenburg	1992	19
17.	Dominic Canzone	2019	18
18.	Dominic Canzone	2018	18
19.	Nick Sergakis	2016	18
20.	Troy Kuhn	2016	18
21.	Drew Anderson	2004	18
22.	Dan Seimetz	1996	18
23.	Steve Caravati	2004	17
24.	Brett Garrard	2004	17
25.	Matt Middleton	1999	17
26.	Mike Durant	1990	17

TRIPLES

1.	Dale Hampshire	1959	7
2.	Zach Hurley	2009	6
3.	Troy Montgomery	2015	6
4.	Steve Caravati	2001	6
5.	Scott Meadows	1986	6
6.	Robert Baker	1966	6
7.	Dave Mason	1962	6
8.	Patrick Porter	2013	5
9.	Michael Stephens	2009	5
10.	Drew Anderson	2004	5
11.	Christian Snavelly	2002	5
12.	Mike Lockwood	1999	5
13.	Roy Marsh	1994	5
14.	Scott Kaczmar	1993	5
15.	Mark Pfaff	1990	5
16.	Tim Kauffman	1977	5
17.	Bill Hess	1961	5
18.	Gary Leppert	1959	5

20.	Jalen Washington	2017	5
21.	Ronnie Dawson	2016	4
22.	Pat Porter	2015	4
23.	Pat Porter	2014	4
24.	Kirby Pellant	2012	4
25.	Zach Hurley	2010	4
26.	Matt Angle	2007	4
27.	Jacob Howell	2006	4
28.	Eric Fryer	2006	4
29.	Jason Zoeller	2006	4
30.	Steve Caravati	2005	4
31.	Jacob Howell	2004	4
32.	Drew Anderson	2003	4
33.	Brett Garrard	2003	4
34.	Drew Anderson	2002	4
35.	Jason Driscoll	1999	4
36.	Jason Turner	1999	4
37.	Gary Jones	1993	4
38.	Matt Ban	1991	4
39.	Greg Frey	1991	4
40.	Pete Krull	1967	4
41.	Bo Rein	1966	4
42.	Ray Shoup	1966	4
43.	Norbert Ranz	1948	4

HOME RUNS

1.	Dan Seimetz	1997	19
2.	Mike Lockwood	1998	18
3.	Scott Kaczmar	1994	18
4.	Jason Turner	2000	17
5.	Alex Eckelman	1997	17
6.	Scott Kaczmar	1995	17
7.	Dominic Canzone	2019	16
8.	Brady Cherry	2019	16
9.	Christian Snavelly	2002	16
10.	Chad Ehrnsberger	1999	16
11.	Nick Swisher	2001	15
12.	Mike Lockwood	1999	15
13.	Dan Seimetz	1998	15
14.	Michael Stephens	2009	14
15.	Doug Deeds	2001	14
16.	Mark Chonko	1996	14
17.	Brian Mannino	1994	14
18.	Jamie Taylor	1991	14
19.	Ronnie Dawson	2016	13
20.	Ken Tirpack	1992	13
21.	Jeff King	1983	13
22.	Drew Anderson	2003	12
23.	Doug Deeds	2002	12
24.	Chris Ellis	1996	12
25.	Gary Jones	1994	12
26.	Brian Mannino	1993	12
27.	Jay Semke	1989	12
28.	Jeff King	1984	12
29.	John Machado	1963	12

RUNS SCORED

1.	Mike Lockwood	1998	72
2.	Mike Lockwood	1999	71
3.	Jason Trott	1999	70
4.	Alex Eckelman	1996	70
5.	Chris Williams	1995	69
6.	Roy Marsh	1994	67
7.	Dominic Canzone	2019	66
8.	Doug Deeds	2002	66
9.	Mike Harris	2001	64
10.	Dan Seimetz	1997	64
11.	Matt Angle	2006	63
12.	Jonathan Sweet	1994	63
13.	Keith Klodnick	1991	63
14.	Jay Semke	1988	63
15.	Chad Ehrnsberger	1999	62
16.	Michael Stephens	2009	61
17.	Mike Durant	1991	61
18.	Tom Eiterman	1988	61
19.	Mike Mulligan	1992	59
20.	Zach Hurley	2009	58
21.	Tom Durant	1999	58
22.	Mark Carek	1997	58
23.	Mark Chonko	1996	58
24.	Brian Mannino	1994	58
25.	Doug Wollenburg	1992	58

RUNS BATTED IN

1.	Dan Seimetz	1997	80
2.	Chad Ehrnsberger	1999	73
3.	Alex Eckelman	1997	67
4.	Ronnie Bourquin	2006	66
5.	Mike Lockwood	1998	66
6.	Jason Turner	2000	64
7.	Michael Stephens	2009	63
8.	Dan Burkhardt	2009	62
9.	Jeff King	1982	62
10.	Justin Miller	2008	61
11.	Mark Chonko	1996	61
12.	Scott Kaczmar	1994	61
13.	Ken Tirpack	1992	61
14.	Jason Turner	1999	59
15.	Brian Mannino	1994	59
16.	Dan Seimetz	1995	58
17.	John Orkis	1981	57
18.	Nick Swisher	2001	56
19.	Noah McGowan	2018	55

Christian Snavelly	2003	55
Doug Dendinger	2001	55
Mike Lockwood	1999	55
Chris Ellis	1996	55
Jonathan Sweet	1994	55
Scott Meadows	1988	55
Matt Middleton	1999	55

AT-BATS

1.	Brady Cherry	2019	266
2.	Ronnie Dawson	2016	257
3.	Dominic Canzone	2018	257
4.	Zach Hurley	2009	257
5.	Dominic Canzone	2019	255
6.	Drew Anderson	2004	253
7.	Mike Lockwood	1999	253
8.	Drew Anderson	2003	251
9.	Justin Miller	2009	245
10.	Jacob Howell	2004	241
11.	Nick Sergakis	2016	238
12.	Ryan Cypret	2012	237
13.	Michael Stephens	2009	237
14.	Michael Arp	2009	237
15.	Troy Montgomery	2016	236
16.	Chris Williams	1995	236
17.	Conner Pohl	2019	235
18.	Steve Caravati	2004	235
19.	Justin Miller	2007	234
20.	Mike Rabin	2003	234
21.	Mark Carek	1997	231
22.	Tyler Cowles	2018	230
23.	Eric Fryer	2007	230
24.	Conner Pohl	2018	229
25.	Noah McGowan	2018	228
26.	Mike Rabin	2004	228

BASE ON BALLS

1.	Christian Snavelly	2003	62
2.	Nick Swisher	2001	60
3.	Doug Dendinger	2001	55
4.	Troy Montgomery	2016	50
5.	Mike Lockwood	1997	50
6.	Doug Dendinger	2002	45
7.	Greg Mohler	1982	45
8.	Tim Wetzel	2012	44
9.	Chris Williams	1995	44
10.	Nick Swisher	2002	43
11.	Jason Trott	1999	42
12.	Mike Durant	1991	42
13.	Kirk Dixon	1982	41
14.	Tre' Gantt	2017	40
15.	Ryan Dew	2010	40
16.	Gary Jones	1994	40
17.	Tom Woloslagel	1984	40
18.	Conner Pohl	2019	39
19.	Doug Deeds	2002	39
20.	Chad Ehrnsberger	2000	38
21.	Troy Montgomery	2015	38
22.	Robby Cobb	1982	38
23.	Ronnie Dawson	2016	37
24.	Cory Kovanda	2008	37
25.	Matt Angle	2007	37

STOLEN BASES

1.	Mike Harris	2001	35
2.	Troy Montgomery	2015	35
3.	Roy Marsh	1994	34
4.	Mike Check	2001	32
5.	Roy Marsh	1993	32
6.	Kirby Pellant	2012	31
7.	Mike Check	2000	26
8.	Matt Angle	2006	25
9.	Ken Peters	1964	24
10.	J.B. Shuck	2008	22
11.	Matt Angle	2007	22
12.	Mike Durant	1991	22
13.	Don Polaski	1970	22
14.	Carlton Parrill	1951	22
15.	Ronnie Dawson	2016	21
16.	Troy Montgomery	2016	21
17.	Joe Ciamicco	2013	21
18.	Wade Manning	1977	21

YEARLY BATTING LEADERS

BATTING AVERAGE

2021	.325	Kade Kern
2020	.368	Nick Erwin
2019	.345	Dominic Canzone
2018	.351	Noah McGowan
2017	.343	Dominic Canzone
2016	.332	Nick Sergakis
2015	.338	Pat Porter
2014	.337	Ronnie Dawson
2013	.301	Kirby Pellant
2012	.311	Brad Hallberg
2011	.332	Josh Deze
2010	.385	Zach Hurley
2009	.388	Ryan Dew
2008	.395	Justin Miller
2007	.366	Matt Angle
2006	.416	Ronnie Bourquin
2005	.353	Steve Caravati
2004	.391	Steve Caravati
2003	.335	Christian Snavelly
2002	.386	Doug Deeds
2001	.363	Mike Check
2000	.373	Jason Turner
1999	.367	Jason Trott
1998	.428	Jason Trott
1997	.429	Jason Trott
1996	.439	Alex Eckelman
1995	.396	Dan Seimetz
1994	.390	Jonathan Sweet
1993	.355	Brad Young
1992	.422	Doug Wollenburg
1991	.385	Gary Jones
1990	.363	Mark Pfaff
1989	.341	Ken Tirpack
1988	.402	Scott Meadows
1987	.360	Tom Harris
1986	.353	Scott Meadows
1985	.378	John Minch
1984	.324	Tom Tomlinson
1983	.426	Robby Cobb
1982	.366	John Orkis
1981	.384	Rick Worthington
1980	.358	Keith Gonya
1979	.340	Keith Gonya
1978	.325	Rick Worthington
1977	.343	Kenny Jones
1976	.350	Jim Chellis
1975	.318	Jeff Kline
1974	.333	Barry Bonnell
1973	.373	Don Dungee
1972	.327	Barry Bonnell
1971	.361	Don Dungee
1970	.378	Kevin Rusnak
1969	.337	Phil Morgan
1968	.358	Bill McCleave
1967	.323	Ray Shoup
1966	.358	Roger Sexton
1965	.329	Arnie Chonko
1964	.371	Arnie Chonko
1963	.364	Alan Silverman
1962	.341	Bob Klein
1961	.368	Bob Klein
1960	.469	Tom Perdue
1959	.322	Dale Hampshire
1958	.349	Tom McManus
1957	.366	Frank Howard
1956	.321	Don Kelley
1955	.358	Bob Schnabel
1954	.369	Don Kelley
1953	.333	Dick Ernst
1952	.370	Bill Dobbs
1951	.315	Bob Montebello
1950	.363	Carlton Parrill
1949	.364	Alex Verdova
1948	.345	Norbert Ranz
1947	.320	Fred Taylor
1946	.293	Norbert Ranz

HITS

2021	52	Kade Kern
2020	17	Dillon Dingler
2019	88	Dominic Canzone
2018	83	Dominic Canzone
2017	64	Tre' Gantt
2016	85	Ronnie Dawson
2015	71	Pat Porter
2014	69	Ronnie Dawson
2013	59	Pat Porter
2012	66	Josh Deze
2011	66	Matt Streng
2010	85	Zach Hurley
2009	89	Zach Hurley
2008	79	Justin Miller
2007	81	Justin Miller
2006	91	Ronnie Bourquin
2005	66	Mike Rabin
2004	92	Steve Caravati
2003	77	Drew Anderson
2002	81	Doug Deeds
	81	Christian Snavelly
2001	78	Mike Check
2000	79	Jason Turner
1999	87	Mike Lockwood
1998	83	Jason Trott
1997	87	Dan Seimetz
1996	90	Alex Eckelman
1995	80	Mike Estep
1994	87	Jonathan Sweet
1993	76	Jonathan Sweet
1992	86	Doug Wollenburg
1991	78	Keith Klodnick
1990	75	Ken Tirpack
1989	69	Tom Eiterman
1988	80	Scott Meadows
1987	59	Tom Harris
1986	61	Scott Meadows
1985	51	John Minch
1984	50	Eric Pfaff
1983	58	Robby Cobb
1982	71	Robby Cobb
1981	63	Keith Gonya
1980	52	Keith Gonya
1979	51	Keith Gonya
1978	40	Rick Worthington
	40	Tim Kauffman
1977	47	Tim Kauffman
1976	41	Jim Chellis
1975	43	Rick Heidorn
1974	38	Barry Bonnell
1973	38	Don Dungee
	38	Jim Haney
1972	34	Barry Bonnell
1971	35	Bill Sharp
1970	45	Kevin Rusnak
1969	33	Phil Morgan
1968	41	David Heiss
1967	50	Ray Shoup
1966	44	Roger Sexton
1965	47	Arnie Chonko
1964	39	Arnie Chonko
1963	39	Arnie Chonko
1962	43	Bob Klein
1961	34	Bill Hess
1960	46	Tom Perdue
1959	30	Dale Hampshire
	30	Gary Leppert
1958	24	John Edwards
1957	26	Frank Howard
1956	27	Don Kelley
1955	40	Don Kelley
1954	30	Dick Ernst
1953	25	Jack Jones
1952	40	Stewart Hein
1951	43	Elbert Gutzwiller
1950	36	Carlton Parrill
	36	Bob Montebello
1949	35	Bob Weygant
1948	42	Ray Gebhardt
1947	31	Fred Taylor
1946	23	Keith Phelps

AT-BATS

2021	169	Zach Dezenzo
2020	53	Zach Dezenzo
2019	51	Brady Cherry
2018	257	Dominic Canzone
2017	222	Jalen Washington
2016	257	Ronnie Dawson
2015	215	Ronnie Dawson
2014	224	Troy Kuhn
2013	201	Pat Porter
2012	237	Ryan Cypret
2011	218	Matt Streng
2010	221	Zach Hurley
2009	257	Zach Hurley
2008	201	Tony Kennedy
2007	234	Justin Miller
2006	219	Ronnie Bourquin
2005	215	Jason Zoeller
2004	253	Drew Anderson
2003	251	Drew Anderson
2002	225	Christian Snavelly
2001	222	Mike Harris
2000	212	Jason Turner
1999	253	Mike Lockwood
1998	202	Mike Lockwood
1997	231	Mark Carek
1996	205	Alex Eckelman
1995	236	Chris Williams
1994	223	Jonathan Sweet
1993	223	Jonathan Sweet
1992	211	Ken Tirpack
1991	217	Keith Klodnick
1990	219	Ken Tirpack
1989	205	Tom Eiterman
	205	Keith Klodnick
1988	214	Jay Semke
1987	164	Tom Harris
1986	173	Scott Meadows
1985	155	Greg Policka
1984	165	Eric Pfaff
1983	150	Jeff King
1982	199	Robby Cobb
1981	177	John Orkis
1980	145	Keith Gonya
1979	150	Keith Gonya
1978	146	Wade Manning
1977	147	Mark Kraker
1976	123	Rick Heidorn
1975	146	Steve Watson
1974	130	Steve Watson
1973	115	Steve Day
1972	120	Steve Day
1971	117	Dick Clouse
1970	128	David Heiss
1969	100	David Heiss
1968	119	Bill Long
1967	155	Ray Shoup
1966	129	Ray Shoup
1965	156	Bo Rein
1964	105	Arnie Chonko
1963	128	Ken Peters
1962	126	Bob Klein
1961	96	Bill Hess
1960	119	Jim Herbstreit
1959	98	Gary Leppert
1958	90	Bob Woehler
1957	71	Frank Howard
1956	93	Dick Burkley
1955	116	Howard Cassidy
1954	107	Warren Wilson
1953	92	Jack Jones
1952	129	Stewart Hein
1951	140	Elbert Gutzwiller
1950	125	Stewart Hein
1949	110	Ray Gebhardt
1948	133	Bob Weygant
1947	98	Bob Weygant
1946	85	Dick Colburn

2021	35	Zach Dezenzo
2020	12	Dillon Dingler
2019	66	Dominic Canzone
2018	51	Dominic Canzone
2017	46	Tre' Gantt
2016	55	Ronnie Dawson
2015	54	Troy Montgomery
2014	40	Troy Kuhn
2013	42	Pat Porter
2012	46	Ryan Cypret
2011	40	Brian DeLucia
2010	51	Zach Hurley
2009	61	Michael Stephens
2008	47	J.B. Shuck
2007	53	Matt Angle
2006	63	Matt Angle
2005	49	Jason Zoeller
2004	51	Drew Anderson
2003	55	Christian Snavelly
2002	66	Doug Deeds
2001	64	Mike Harris
2000	50	Chad Ehrnsberger
1999	71	Mike Lockwood
1998	72	Mike Lockwood
1997	64	Dan Seimetz
1996	70	Alex Eckelman
1995	69	Chris Williams
1994	67	Roy Marsh
1993	56	Roy Marsh
	56	Jonathan Sweet
1992	59	Mike Mulligan
1991	63	Keith Klodnick
1990	44	Mike Durant
1989	51	Jay Semke
1988	63	Jay Semke
1987	40	Scott Meadows
1986	46	Scott Meadows
1985	38	John Minch
1984	41	Tom Woleslagel
1983	53	Robby Cobb
1982	56	John Orkis
1981	46	Robby Cobb
1980	30	Robby Cobb
1979	35	Morgan Assmann
1978	33	Wade Manning
1977	36	Wade Manning
1976	25	Tim Kauffman
1975	30	Steve Watson
1974	23	Barry Bonnell
1973	35	Don Dungee
1972	23	Barry Bonnell
1971	25	Ron Ellis
1970	25	Kevin Rusnak
1969	18	David Heiss
1968	23	Bill Long
1967	29	Jeff Morehead
1966	32	Bo Rein
1965	36	Arnie Chonko
1964	27	Arnie Chonko
1963	36	John Machado
1962	26	Bill Hess
1961	19	Tom Perdue
1960	29	Jim Wiezbiski
1959	24	Dale Hampshire
1958	18	Vern Barkstall
1957	22	Vern Barkstall
1956	29	Don Kelley
1955	37	Charles Ellis
1954	19	Warren Wilson
1953	15	David Leonhard
1952	27	David Leonhard
1951	32	Stewart Hein
1950	24	Carlton Parrill
1949	27	Alex Verdova
1948	35	Ray Gebhardt
1947	21	Bob Weygant
1946	18	Dick Colburn

• Indicates school record; **Bold** indicates current player

YEARLY BATTING LEADERS

RUNS BATTED IN

2021	36	Connor Pohl
2020	14	Dillon Dingler
2019	52	Brady Cherry
2018	55	Noah McGowan
2017	38	Jalen Washington
2016	51	Ronnie Dawson
2015	49	Pat Porter
2014	35	Troy Kuhn
2013	33	Jacob Bosiokovic
	33	Brad Hallberg, Pat Porter
2012	42	David Corna
2011	42	Josh Dezse
2010	46	Ryan Dew
2009	63	Michael Stephens
2008	61	Justin Miller
2007	51	Justin Miller
2006	66	Ronnie Bourquin
2005	56	Paul Farinacci
2004	52	Steve Caravati
2003	55	Christian Snaveley
2002	52	Nick Swisher
2001	56	Nick Swisher
2000	64	Jason Turner
1999	73	Chad Ehrnsberger
1998	66	Mike Lockwood
1997	80	Dan Seimetz
1996	61	Mark Chonko
1995	58	Dan Seimetz
1994	61	Scott Kaczmar
1993	51	Jonathan Sweet
1992	61	Ken Tirpack
1991	54	Jamie Taylor
1990	47	Jeff Anderson
1989	42	Tom Eiterman
1988	55	Scott Meadows
1987	47	Tom Harris
1986	48	Scott Meadows
1985	45	Eric Pfaff
1984	42	Eric Pfaff
1983	47	Jeff King
1982	62	Jeff King
1981	57	John Orkis
1980	27	Keith Gonya
1979	27	Keith Gonya
1978	34	Jerry Mahon
1977	31	Harry Tabler
1976	35	Jim Shade
1975	31	Jim Chellis
1974	19	Barry Bonnell
1973	28	Stewart Brownstein
1972	25	Stewart Brownstein
1971	27	Ken Peltier
1970	33	Kevin Rusnak
1969	14	David Heiss
1968	17	David Heiss
	17	Dan Carlson
1967	35	Ray Shoup
1966	30	Russ Nagelson
1965	29	Russ Nagelson
1964	22	Arnie Chonko
1963	32	John Machado
1962	22	John Machado
	22	Bill Hess
1961	20	Bill Hess
1960	35	Tom Perdue
1959	17	Gary Leppert
1958	15	Vern Barkstall
1957	13	Frank Howard
1956	27	Frank Howard
1955	28	Don Kelley
1954	19	Warren Wilson
1953	15	Jack Jones
1952	20	Stewart Hein
1951	32	Elbert Gutzwiller
1950	25	Fred Taylor
1948	25	Norbert Ranz
	25	Bob Weygant
1947	18	Fred Taylor
1946	9	Norbert Ranz

DOUBLES

2021	11	Zach Dezenzo
2020	4	Zach Dezenzo, Dillon Dingler
	4	Conner Pohl
2019	18	Dominic Canzone
2018	20	Tyler Cowles
2017	14	Jalen Washington, Brady Cherry
2016	25	Ronnie Dawson
2015	15	Ronnie Dawson
2014	14	Pat Porter
2013	13	Pat Porter
2012	15	Brad Hallberg
2011	16	David Corna
2010	19	Zach Hurley
2009	16	Justin Miller
2008	16	Justin Miller
2007	16	Eric Fryer
2006	19	Jedidiah Stephen
2005	20	Paul Farinacci
2004	18	Drew Anderson
2003	13	Drew Anderson
2002	14	Nick Swisher
	14	Drew Anderson
2001	15	Nick Swisher
2000	15	Jason Turner
1999	22	Tom Durant
1998	15	Chad Ehrnsberger
1997	25	Dan Seimetz
1996	18	Dan Seimetz
1995	20	Dan Seimetz
1994	20	Mike Repasky
1993	21	Jonathan Sweet
1992	19	Doug Wollenburg
1991	19	Mike Durant
1990	17	Mike Durant
1989	16	Tom Eiterman
1988	16	Tom Eiterman
	16	Mark Pfaff
1987	12	Scott Meadows
1986	13	Greg Policka
1985	12	Eric Pfaff
	12	John Minch
1984	10	John Minch
1983	10	John Minch
1982	15	John Orkis
1981	20	Robby Cobb
1980	8	Keith Gonya
	8	Ryan Lokken
1979	10	Keith Gonya
1978	15	Tim Kauffman
1977	8	Tim Kauffman
1976	9	Jim Chellis
1975	10	Rick Heidorn
1974	9	Jeff Kline
1973	11	Don Dungee
1972	8	Stewart Brownstein
1971	7	Bill Sharp
1970	7	Don Polaski
1969	7	David Heiss
1968	11	Fred Krull
1967	15	Ray Shoup
1966	9	Roger Sexton
	9	Bo Rein
1965	12	Arnie Chonko
1964	9	Arnie Chonko
1963	8	Walt Zabinski
1962	10	Bill Hess
	6	Bill Hess
1961	6	Ray Apple
	6	Jim Herbstreit
1960	7	Jim Herbstreit
1959	7	Dale Hampshire
1958	8	Andy Okulovich
1957	6	Frank Howard
1956	5	Charles Ellis
	5	Richard Burkley
1955	7	Charles Ellis
1954	6	Charles Ellis
1953	5	Jack Jones
	5	Warren Wilson
1952	5	John Gannon
1951	6	Carlton Parrill
	6	Elbert Gutzwiller
1950	8	Stewart Hein

HOME RUNS

2021	13	Connor Pohl
2020	5	Dillon Dingler
2019	16	Dominic Canzone, Brady Cherry
2018	9	Noah McGowan
2017	7	Jalen Washington, Zach Ratcliff
2016	13	Ronnie Dawson
2015	11	Pat Porter
2014	6	Troy Kuhn
	4	Jacob Bosiokovic
	4	Ryan Cypret, Pat Porter
2012	6	David Corna
2011	4	Josh Dezse
	4	Matt Streng
2010	10	Michael Stephens
2009	14	Dan Burkhardt
2008	4	Justin Miller
2007	9	Jason Zoeller
2006	9	Jedidiah Stephen
2005	6	Jason Zoeller
2004	9	Steve Caravati
2003	16	Christian Snaveley
2002	12	Doug Deeds
2001	15	Nick Swisher
2000	17	Jason Turner
1999	16	Chad Ehrnsberger
1998	18	Mike Lockwood
1997	19	Dan Seimetz
1996	14	Mark Chonko
1995	17	Scott Kaczmar
1994	18	Scott Kaczmar
1993	12	Brian Mannino
1992	13	Ken Tirpack
1991	14	Jamie Taylor
1990	7	Jamie Taylor
1989	12	Jay Semke
1988	10	Scott Meadows
1987	9	Pat Thompson
	9	Tom Harris
1986	10	Scott Meadows
1985	10	Eric Pfaff
	10	John Minch
1984	12	Jeff King
1983	13	Jeff King
1982	11	Jeff King
1981	10	John Orkis
1980	5	Kirk Dixon
	6	Rick Worthington
1978	6	Wade Manning
1977	9	Harry Tabler
1976	11	Randy Shade
1975	5	John Littlejohn
	5	Tim Kauffman
1974	4	Barry Bonnell
1973	9	Stewart Brownstein
1972	2	Four Tied
1971	3	Ken Peltier
1970	5	Ron Ellis
1969	2	Three Tied
1968	4	Dan Carlson
1967	3	Four Tied
1966	6	Russ Nagelson
1965	7	Russ Nagelson
1964	2	Three Tied
1963	12	John Machado
1962	4	Three Tied
1961	2	Bill Hess
1960	7	Tom Perdue
1959	2	Robert Woehler
1958	3	Dick Youngpeter
1957	3	Vern Barkstall
1956	5	Frank Howard
1955	5	Howard Cassady
1954	2	Dick Ernst
	2	Harry Rutter
1953	2	Paul Bechtel
1952	3	Stewart Hein
1951	2	Elbert Gutzwiller
	2	Stewart Hein
1950	3	Fred Taylor
1947	2	William Cope

STOLEN BASES

2021	9	Kade Kern
2020	2	Nate Karaffa
2019	9	Dominic Canzone
2018	15	Dominic Canzone
2017	14	Jalen Washington, Tre' Gantt
2016	21	Ronnie Dawson
	21	Troy Montgomery
2015	35	Troy Montgomery
2014	10	Ronnie Dawson
2013	21	Joe Ciamacco
2012	31	Kirby Pellant
2011	9	Brian DeLucia
2010	6	Brian DeLucia
	6	Zach Hurley
2009	14	Zach Hurley
2008	22	J.B. Shuck
2007	22	Matt Angle
2006	25	Matt Angle
2005	16	Mike Rabin
2004	20	Drew Anderson
2003	17	Drew Anderson
	17	Mike Rabin
2002	20	Drew Anderson
2001	35	Mike Harris
2000	26	Mike Check
1999	11	Jason Trott
	11	Tom Durant
1998	11	Dan Zabloudil
1997	16	Dan Zabloudil
1996	4	Matt Furrey
1995	9	Scott Kaczmar
1994	34	Roy Marsh
1993	32	Roy Marsh
1992	18	Joe Robinson
1991	22	Mike Durant
1990	6	Three Tied
1989	11	Keith Klodnick
1988	19	Jay Semke
1987	9	Scott Meadows
1986	8	Greg Policka
1985	6	Greg Policka
	6	Joey Lewis
1984	8	Scott Donahue
	8	Tom Woleslagel
1983	13	Robby Cobb
1982	13	Kirk Dixon
1981	10	Morgan Assmann
1980	12	Kirk Dixon
1979	10	Morgan Assmann
1978	17	Wade Manning
1977	21	Wade Manning
1976	9	Tim Kauffman
1975	12	Rick Heidorn
1974	9	Barry Bonnell
1973	10	Bill Sero
1972	5	Bill Sero/Don Dungee
1971	13	Ron Ellis
1970	22	Don Polaski
1969	15	Don Polaski
1968	8	Bill Long
1967	16	Jeff Morehead
1966	17	Bo Rein
1965	16	Bo Rein
1964	11	John Machado
	11	Warren Renick
1963	24	Ken Peters
1962	14	Tom Perdue
1961	12	Ken Peters
1960	11	Tom Perdue
1959	13	Gary Leppert
1958	8	Vern Barkstall
1957	6	Frank Howard
1956	12	Howard Cassady
1955	19	Charles Ellis
1954	11	Charles Ellis
1953	9	David Leonhard
1952	9	David Leonhard
1951	22	Carlton Parrill
1950	7	Stewart Hein
1948	8	Ray Gebhardt/Bob Weygant
1947	11	Bob Weygant
1946	9	Keith Phelps

• Indicates school record; **Bold** indicates current player

TEAM BATTING BY YEAR

Year	AVG.	AB	R	H	2B	3B	HR	RBI	SLG	BB	HB	SO	SB	CS	PO	A	E	FLD
2021	.247	1403	225	346	72	10	43	203	.404	178	31	385	29	13	1109	389	46	.970
2020	.242	479	79	116	21	2	10	72	.357	65	16	129	11	4	362	122	21	.958
2019	.269	2201	350	591	103	14	69	328	.422	265	48	508	39	12	1731	578	66	.972
2018	.283	2071	385	586	110	10	42	346	.407	295	47	443	40	12	1606	583	94	.959
2017	.260	1880	284	488	95	20	40	249	.395	236	44	474	55	21	1486	544	77	.963
2016	.267	2207	373	589	133	15	57	338	.418	276	70	483	101	23	1763	747	65	.975
2015	.281	1852	304	520	111	17	35	278	.416	211	59	342	89	28	1470	561	64	.969
2014	.267	1929	278	516	88	14	23	243	.363	198	23	349	40	29	1561	622	69	.969
2013	.258	1904	268	492	72	14	19	232	.341	191	47	332	78	34	1573	649	55	.976
2012	.270	2002	331	541	85	12	21	296	.356	280	67	409	86	28	1593	672	77	.967
2011	.280	1781	297	499	93	16	20	266	.384	178	53	315	35	22	1388	588	78	.962
2010	.324	1820	338	589	84	12	38	308	.446	220	42	255	28	22	1356	520	76	.961
2009	.328	2193	480	720	118	26	66	442	.496	223	61	310	53	12	1606	609	84	.963
2008	.318	1875	370	597	96	11	19	338	.412	217	38	244	61	21	1373	592	83	.959
2007	.316	2059	372	650	83	19	21	344	.405	225	37	235	74	22	1565	592	95	.958
2006	.332	1972	386	657	108	25	28	338	.455	206	30	279	63	18	1437	556	78	.962
2005	.307	2022	385	620	109	16	26	348	.415	201	31	284	75	27	1494	601	65	.970
2004	.308	2065	356	635	117	14	42	313	.439	179	21	330	56	25	1540	609	78	.965
2003	.291	2071	375	603	96	19	70	340	.457	212	39	313	72	23	1601	603	88	.962
2002	.310	1956	418	607	111	18	61	373	.479	269	31	394	79	26	1444	597	75	.965
2001	.315	1938	447	611	105	17	59	402	.478	285	50	321	96	35	1493	689	90	.960
2000	.288	1906	353	549	85	14	48	322	.423	252	33	261	49	21	1465	632	78	.964
1999	.325	2174	532	707	138	7	77	478	.544	277	57	319	70	21	1619	662	87	.963
1998	.333	1781	438	593	107	16	70	401	.529	247	41	298	63	25	1317	573	54	.972
1997	.330	2001	472	660	142	20	64	428	.517	278	31	277	63	20	1473	641	83	.962
1996	.335	1839	471	616	103	8	79	436	.529	223	30	270	24	19	1294	558	53	.972
1995	.332	2093	489	695	127	13	84	449	.526	293	27	335	26	16	1513	666	87	.962
1994	.354	1910	519	676	131	12	94	462	.583	254	47	254	70	32	1393	563	74	.964
1993	.307	1981	424	609	112	18	65	382	.481	199	48	313	84	23	1481	611	79	.964
1992	.335	1915	446	641	119	11	53	393	.491	366	26	266	59	27	1404	619	85	.960
1991	.328	2083	534	683	139	25	79	477	.532	293	37	259	69	27	1535	673	74	.968
1990	.305	1923	397	586	108	13	51	352	.454	209	24	300	46	28	1410	644	103	.952
1989	.281	1836	324	515	108	8	33	292	.402	213	28	278	49	22	1396	660	91	.958
1988	.309	1795	379	554	103	11	57	329	.474	247	19	303	50	25	1292	583	99	.950
1987	.287	1388	253	398	72	3	35	229	.419	180	16	192	22	6	1010	473	85	.946
1986	.276	1509	281	416	91	12	32	243	.416	217	13	207	34	18	1133	478	99	.942
1985	.288	1647	329	474	88	11	42	304	.431	189	—	233	35	13	1221	500	107	.941
1984	.288	1511	321	435	76	7	35	284	.417	234	—	214	34	14	1130	409	75	.954
1983	.311	1388	347	431	73	15	44	319	.480	216	—	160	47	8	996	430	90	.941
1982	.316	1930	471	609	112	6	48	402	.454	321	—	217	46	9	1406	595	97	.954
1981	.321	1631	391	523	103	13	41	341	.475	251	—	206	53	16	1169	508	81	.954
1980	.276	1218	207	337	51	7	14	181	.365	193	—	185	45	17	912	364	77	.942
1979	.251	1291	177	325	41	9	22	154	.349	153	—	205	30	7	967	391	78	.945
1978	.254	1368	233	348	64	9	31	205	.382	210	—	255	53	7	1064	387	77	.950
1977	.262	1317	253	345	51	15	30	216	.392	189	—	226	61	19	1018	324	86	.940
1976	.278	1102	213	307	47	11	28	192	.417	175	11	167	35	7	835	329	51	.958
1975	.281	1139	218	320	46	10	24	189	.402	139	10	150	56	—	—	—	—	—
1974	.230	1083	131	250	36	4	17	113	.319	170	—	169	34	—	—	—	—	—
1973	.294	1077	213	316	51	8	21	178	.414	215	8	170	43	—	809	339	51	.957
1972	.233	984	144	229	31	5	9	113	.302	—	—	22	—	789	325	62	.947	
1971	.265	941	163	249	32	6	12	142	.350	—	—	42	—	736	266	53	.950	
1970	.286	1013	168	290	32	4	33	171	.423	—	—	69	—	759	292	40	.963	
1969	.281	852	118	239	37	7	9	105	.372	78	7	165	39	—	705	253	43	.957
1968	.268	1028	153	276	40	6	13	121	.357	106	10	203	32	—	801	297	62	.947
1967	.242	1125	168	277	39	16	18	148	.357	—	—	47	—	901	316	54	.958	
1966	.288	1053	219	304	42	23	8	180	.395	162	—	187	69	—	698	241	41	.958
1965	.242	1372	213	332	45	11	18	196	.330	—	—	43	—	1108	451	53	.967	
1964	.275	917	155	252	40	8	11	138	.372	—	—	49	—	773	297	61	.945	
1963	.268	1131	205	303	44	11	21	161	.382	171	15	—	78	—	—	—	—	—
1962	.282	994	182	280	50	14	19	160	.418	—	—	64	—	—	—	—	—	—
1961	.255	831	150	212	24	14	4	105	.332	—	—	68	—	—	—	—	—	—
1960	.286	892	194	255	41	10	17	159	.411	—	—	53	—	—	—	—	—	—

• Indicates school record

ALL-TIME CAPTAINS

2022	Zach Dezenzo	Dan DeLucia	1994	Chris Granata	1974	Bill Sero	1948	Norbert Ranz	1914	J.G. Bliss
	Griffin Smith	Eric Fryer		Mike Repasky		Stewart Brownstein	1947	George Ranz	1913	n/a
2021	Seth Lonsway	Jacob Howell		Jonathan Sweet	1973	James Haney	1946	Keith Phelps	1912	Smythe
	Connor Pohl	Dan DeLucia	1993	Chris Granata	1972	Richard Clouse	1945	Walter Ernst	1911	n/a
	Griffin Smith	Jacob Howell		Tony Khoury	1971	Bill Sharp	1944	Don Grate	1910	n/a
2020	Matt Carpenter	Jedidiah Stephen		Mike Repasky	1970	Kevin Rusnak	1943	Carl Patterson	1909	n/a
	Dillon Dingler	Steve Caravati	1992	Mike Mulligan	1969	Fred Kroll	1942	Wayne Haefer	1908	No games played
2019	Dominic Canzone	Mike Rabin		Ken Tirpach	1941	Dan Carlson	1941	Gene Dornbrook	1907	Ben Davis
	Dillon Dingler	Steve Caravati	1991	Mike Durrant	1968	Bruce Heine	1940	Clifford Morgan	1906	Felger
	Nate Romans	Brett Garrard		Matt Ban	1967	Ray Snoup	1939	Gene Myers	1905	Pateron
	Ridge Winand	Derek Kinnear		Keith Klodnick	1966	Charles Brinkman	1938	Wasyluk	1904	Raymond
2018	Adam Niemeyer	Josh Newman		Tom Schwarber		Russell Nagelson	1937	Eugene Myers	1903	Atkinson
	Kyle Michalik	Kyle Brown	1990	Matt Ban	1965	Arnold Chonko	1936	Gene Hamilton	1902	Collins
2017	Jalen Washington	Greg Prenger		Tom Schwarber	1964	Alan Silverman	1935	Alex Clowson	1901	F.C. Weber
	Adam Niemeyer	Nate Smith	1989	Jay Semke	1964	John Machado	1934	Steve Lewis	1900	n/a
2016	Nick Sergakis	Christian Shavelly		Tom Eiterman	1963	Kenneth Peters	1933	Roger Sharp	1899	Sayre
	Jalen Washington	Lance Rolston	1988	Pat Thompson	1962	Robert Klein	1932	Carl Baumgartner	1898	Ball
2015	Aaron Gretz	Nate Smith		Jeff Bostic	1961	David Mason	1931	William Kermode	1897	n/a
	Connor Sabanosh	Brandon Steen	1987	Jim Townsend	1961	Tom Perdue	1930	Thomas Stull	1896	Reed
2014	Josh Dezze	Cory Cox		Tom Harris	1960	Walt Peters	1929	Howard Cline	1895	n/a
	Greg Greve	John Mayor	1986	Greg Pollicka	1959	Richard Youngpeter	1929	Robert Riehl	1894	n/a
	Tim Wetzel	Trent McIlvain	1985	Eric Pfaff	1958	Vernon Barkstall	1928	Raymond Widdfield	1893	G.D. Pearce
2013	Ryan Cypret	Marcello Garofalo	1984	Jeff King	1957	Ron Shay	1927	Fritz Mackey	1892	n/a
	David Fathalikhani	Jason Turner		Tom Wolesslagel	1956	Ron Shay	1926	Don Sloteman	1891	C.W. Barnes
	Brett McKinney	Justin Fry	1983	Robby Cobb	1925	Don Kelley	1925	Russell Miller	1890	S.C. Bennett
2012	Ryan Cypret	Mike Lockwood		Deug Swearingen	1924	Chuck Ellis	1924	Harry Workman	1889	Allen
	David Fathalikhani	Jason Trott	1982	Kirk Dixon	1923	Dick Finn	1923	Raymond Fesler	1888	n/a
2011	Brian DeLucia	Mark Carek	1981	Jim Andrioff	1954	Dick Ernst	1922	Willard Cotter	1887	n/a
	Dean Wolosiansky	Dan Seimetz	1980	Mark Dempsey	1953	Bill Wisler	1921	G. Raymond Fenner	1886	C.H. Aldrich
2010										

YEARLY TEAM PITCHING

Year	Rec.	Pct.	ERA	CG	SH	SV	IP	H	R	ER	BB	SO	BK	HB	WP
2021	22-20	.524	4.92	2	1	10	369.1	339	226	202	185	452	4	68	54
2020	6-8	.429	4.77	0	0	1	120.2	134	82	64	63	170	3	19	12
2019	36-27	.571	4.69	3	6	19	577.1	569	351	301	303	•583	4	57	•73
2018	36-24	.600	4.61	0	3	15	535.1	590	341	274	220	456	6	•77	44
2017	22-34	.393	5.32	0	1	13	495.1	557	339	293	197	407	6	59	45
2016	44-20-1	.685	3.35	1	5	•21	•587.2	569	255	219	161	495	3	51	50
2015	35-20	.636	3.53	2	7	8	490.0	491	228	192	129	379	4	45	18
2014	30-28	.517	3.61	4	7	12	520.1	529	253	209	166	366	8	53	34
2013	35-23	.603	3.24	1	6	19	524.1	483	230	189	143	393	3	47	39
2012	33-27	.555	4.25	4	2	10	531.1	571	300	251	197	353	4	71	43
2011	26-27	.490	4.94	1	2	9	462.2	506	319	254	207	338	5	49	57
2010	28-23	.549	5.24	2	1	13	452.0	568	318	263	169	354	0	38	45
2009	42-19	.689	6.39	5	5	•21	535.1	•648	•443	•380	265	462	12	39	48
2008	30-26	.536	4.99	3	4	16	457.2	502	311	254	233	393	16	44	41
2007	38-24	.613	4.50	7	0	14	521.2	573	317	261	205	384	11	59	28
2006	37-21	.638	3.46	13	5	7	479.0	493	242	184	186	354	5	47	27
2005	40-20	.667	3.78	11	2	9	498.0	503	268	209	142	322	3	49	30
2004	36-25	.590	4.00	9	1	17	513.1	548	299	245	196	379	7	43	37
2003	44-21	.677	4.08	13	•9	16	533.2	532	298	242	158	463	•20	37	39
2002	38-20-1	.653	4.45	17	8	10	481.1	540	295	238	156	369	13	40	27
2001	43-18	.705	4.07	8	8	15	497.2	552	274	225	150	350	10	43	35
2000	37-23	.617	4.20	15	2	9	488.1	554	274	228	181	315	4	42	41
1999	50-14	.781	5.10	15	6	14	539.2	614	357	306	174	425	7	59	42
1998	37-16	.698	4.72	15	2	7	439.0	462	251	230	162	372	8	44	28
1997	42-18	.700	4.40	18	5	8	491.0	551	300	240	159	392	2	52	28
1996	36-20	.643	4.97	10	4	15	431.1	491	274	238	172	356	5	47	29
1995	40-23	.635	5.28	16	3	5	504.1	591	357	296	229	416	2	41	42
1994	49-9	•845	4.81	18	6	14	464.1	516	300	248	200	414	2	21	39
1993	44-19	.698	4.32	15	5	9	493.2	495	285	237	243	410	2	47	39
1992	40-21	.655	4.63	13	4	13	468.0	484	295	241	239	340	6	26	42
1991	52-13	.800	4.26	•29	6	11	511.2	527	292	242	208	450	3	23	42
1990	32-29	.524	5.44	21	5	8	470.0	515	361	284	245	347	5	33	53
1989	34-27	.557	4.78	10	4	9	465.1	504	311	247	265	318	6	32	34
1988	32-28	.533	5.55	•29	4	4	428.0	479	327	264	223	282	7	45	27
1987	19-27	.413	5.77	16	2	3	336.2	347	270	216	211	242	9	19	34
1986	21-27-1	.439	4.65	14	3	2	377.2	374	273	195	254	339	4	26	61
1985	29-24	.547	4.86	15	2	3	407.0	401	274	220	239	361	—	14	62
1984	30-17-1	.625	4.85	11	2	9	376.2	358	246	203	266	364	—	17	39
1983	24-21	.533	5.15	5	3	5	332.0	355	266	190	213	251	—	18	55
1982	45-14-1	.758	4.59	10	2	10	468.2	457	297	239	•308	376	—	23	53
1981	34-18	.654	5.05	15	2	4	389.6	411	280	219	235	243	—	19	29
1980	18-25	.418	4.91	7	3	5	304.0	322	204	166	171	184	—	9	36
1979	17-26-2	.378	4.67	14	2	1	325.2	334	233	169	206	186	—	10	34
1978	24-23	.511	4.87	19	5	2	349.0	364	261	189	234	232	—	4	28
1977	25-24	.510	3.82	•29	8	3	339.1	311	203	144	198	270	—	—	16
1976	24-16	.600	3.52	19	3	—	278.1	255	158	109	157	199	—	—	—
1975	17-22-1	.438	4.85	20	4	5	286.0	326	222	154	178	134	—	4	21
1974	14-24	.368	4.21	10	2	5	284.0	289	178	133	177	168	—	11	21
1973	22-14-2	.567	4.55	9	2	—	269.2	260	165	134	162	190	—	11	22
1972	11-25	.305	6.04	7	2	—	252.0	270	214	169	184	119	4	—	25
1971	13-21	.382	5.21	6	1	—	243.1	307	177	141	117	127	1	5	18
1970	27-8-1	.763	2.57	21	6	—	249.0	227	106	71	109	218	1	6	10
1969	16-15	.516	3.15	14	4	—	228.1	200	109	81	•99	179	—	8	15
1968	16-20	.444	3.14	16	6	—	266.0	244	142	93	139	232	—	—	—
1967	25-20-3	.552	2.91	17	6	—	378.2	286	166	122	176	345	4	10	19
1966	27-6-1	.808	•2.11	18	5	—	289.0	203	93	68	123	294	1	9	10
1965	30-13	.697	2.89	22	5	—	376.0	317	150	121	156	316	—	4	14
1964	21-10	.677	2.34	10	4	—	247.0	185	96	63	111	187	—	5	9
1963	23-13-1	.635	2.74	13	6	—	305.1	•144	127	93	131	232	—	3	23
1962	19-14	.575	4.52	10	4	—	273.0	229	163	137	150	213	—	—	—
1961	12-13-2	.481	4.69	5	2	—	197.0	168	120	103	128	161	—	3	5
1960	21-7	.733	3.13	9	3	—	239.0	176	121	83	151	277	—	4	9

• Indicates school record



2001 BIG TEN CHAMPIONS & COLUMBUS REGIONAL PARTICIPANTS

(43-16 OVERALL, 20-7 BIG TEN)

Bottom Row (L-R): Mike Check, Geoff Buchanan, Brian Panke, Brett Garrard, Joe Wilkins, Mike Harris, Terry Pettorini, Derek Kinnear, Zac Janicek, Trent McIvain. Second Row (L-R): Manager Ryan Lewis, Jesse Paciorek, Steve Caravati, Lance Rolston, Nick Swisher, assistant coach Greg Cypert, head coach Bob Todd, assistant coach Pat Bangtson, assistant coach Brian Mannino, Matt Kamalsky, John Mayor, manager Matt Bernstein. Third Row (L-R): Student trainer Jim Berry, E.J. Laratta, Mike Rabin, Ryan Ault, Doug Dendinger, Josh Newman, Nate Smith, Doug Larason, Greg Prenger, Doug Deeds, Matt Davis, manager Austin Penrod. Back Row (L-R): Cory Cox, Christian Snavely, Jason Siler, Kyle Blachuta, Brandon Steen, Ted Kalnins, Kevin Wynn, Kevin Goodrum, Jason Bullens, Brett Hatcher, Kyle Brown, Chris Alvord.

CAREER PITCHING RECORDS

WINS

1.	Justin Fry	1995-99	36
2.	E.J. Laratta	1999-02	34
3.	Josh Newman	2001-04	32
4.	Pete Perini	1947-50	30
5.	Scott Klingenberg	1990-92	28
	Tom Schwarber	1987-91	28
7.	Chris Granata	1991-94	27
8.	Bill Cunningham	1982-85	26
	Mark Dempsey	1977-80	26
10.	Matt Beaumont	1992-94	25
11.	Dean Wolosiansky	2008-11	24
	Dan DeLucia	2004-08	24
	Mike Madsen	2002-05	24
	Steve Arlin	1965-66	24
15.	Kevan Cannon	1993-95	23
	Doug Swearingen	1980-83	23
17.	Drew Rucinski	2008-11	22
18.	Mike Biehle	1993-96	21
	Paul Ebert	1952-54	21
20.	Cory Luebke	2005-07	20
	Eric Thompson	1996-98	20
	Tim Smith	1989-91	20
	Bill Wertz	1986-89	20
24.	Tanner Tully	2014-16	18
	Alex Wimmers	2008-10	18
	Scott Lewis	2002-04	18
	Kevin Goodrum	1998-01	18
	Bob Spears	1993-96	18

INNINGS PITCHED

1.	Justin Fry	1995-99	419.2
2.	E.J. Laratta	1999-02	379.2
3.	Josh Newman	2001-04	369.0
4.	Pete Perini	1947-50	344.0
5.	Dan DeLucia	2004-08	317.1
6.	Dean Wolosiansky	2008-11	313.1
7.	Chris Granata	1991-94	295.1
8.	Tom Schwarber	1987-91	295.0
9.	Mark Dempsey	1977-80	289.1
10.	Doug Swearingen	1980-83	278.0
11.	Scott Klingenberg	1990-92	277.2
12.	Tanner Tully	2014-16	276.0
13.	Cory Luebke	2005-07	274.0
14.	Tim Smith	1989-91	263.2
15.	Paul Semall	1974-77	258.0
16.	Drew Rucinski	2008-11	257.1
17.	Kevan Cannon	1993-95	256.1
18.	Matt Beaumont	1992-94	249.2
19.	Dick Boggs	1966-68	248.1
20.	Bill Cunningham	1982-85	247.1
21.	Kevin Goodrum	1998-01	247.0
22.	Steve Arlin	1965-66	245.2
23.	Mike Madsen	2002-05	245.1
24.	Brett McKinney	2010-13	243.0
25.	Greg Greve	2011-14	229.1

FEWEST HITS

(175 or more innings)

1.	Joe Sadel'feld	1967-69	124
2.	Seth Lonsway	2019-21	125
3.	Steve Arlin	1965-66	150
4.	Scott Lewis	2002-04	155
5.	Paul Ebert	1952-54	159
6.	Alex Wimmers	2008-10	173
7.	Seth Kinker	2015-18	177
8.	Art Vanderpohl	1979-82	178
	Dick Finn	1952-55	178
10.	Brian King	2012-13	179
11.	Dick Boggs	1966-68	190
12.	Matt Beaumont	1992-94	195
13.	Brian Miller	1976-79	198
14.	Bill Cunningham	1982-85	200
15.	Garrett Burhenn	2019-21	203
16.	Bill Wertz	1986-89	207
	Ryan Riga	2013-15	207

FEWEST BASE ON BALLS

(175 or more innings)

1.	Greg Prenger	1999-03	29
2.	Seth Kinker	2015-18	31
3.	Jaron Long	2012-13	32
4.	Tanner Tully	2014-16	45
	Bob Spears	1993-96	45
6.	Adam Niemeyer	2014-18	48
7.	Ryan Riga	2013-15	58
8.	Scott Lewis	2002-04	59
9.	Garrett Burhenn	2019-21	62
10.	Trent Luyster	2002-05	66
11.	Cory Luebke	2005-07	70
12.	Dick Boggs	1966-68	75
13.	Greg Greve	2011-14	76
14.	Nate Smith	1999-03	80
15.	Russ Pensiero	1973-76	81
16.	Eric Thompson	1996-98	83
	Mark Mesewicz	1989-92	83
18.	Drew Rucinski	2008-11	88
19.	Tim Smith	1989-91	90
20.	Mike Madsen	2002-05	91
	Brett McKinney	2010-13	91

22.	Eric Best	2007-10	92
23.	Dan DeLucia	2004-08	93
	E.J. Laratta	1999-02	93
25.	Dick Finn	1952-55	94
26.	Kevin Goodrum	1998-01	95
27.	Jake Hale	2006-09	97
28.	J.B. Shuck	2006-08	100
29.	Bill Wertz	1986-89	105
30.	Kevan Cannon	1993-95	106
31.	Joe Sadel'feld	1967-69	107
32.	Alex Wimmers	2008-10	109
	Steve Arlin	1965-66	109

STRIKESOUTS

1.	Justin Fry	1995-99	382
2.	Steve Arlin	1965-66	294
3.	Josh Newman	2001-04	291
4.	Bill Cunningham	1982-85	281
5.	Alex Wimmers	2008-10	273
6.	Seth Lonsway	2019-21	266
7.	Tim Smith	1989-91	254
8.	Mark Dempsey	1977-80	250
9.	Paul Semall	1974-77	247
10.	Matt Beaumont	1992-94	245
11.	Tom Schwarber	1987-91	244
12.	Scott Lewis	2002-04	241
13.	Scott Klingenberg	1990-92	238
14.	E.J. Laratta	1999-02	234
15.	Doug Swearingen	1980-83	224
16.	Paul Ebert	1952-54	223
17.	Kevan Cannon	1993-95	220
18.	Cory Luebke	2005-07	217
19.	Eric Thompson	1996-98	213
	Chris Granata	1991-94	213
21.	Dick Boggs	1966-68	212
22.	Mike Biehle	1993-96	210
23.	Dan DeLucia	2004-08	209
24.	Joe Sadel'feld	1967-69	205
25.	Ryan Feltner	2016-18	204
	Kevin Goodrum	1998-01	204

SAVES

1.	Trace Dempsey	2012-15	33
2.	Jake Hale	2006-09	29
3.	Cory Cox	1998-01	27
4.	Seth Kinker	2015-18	24
	Yianni Pavlopoulos	2014-18	16
	Rory Meister	2005-08	15
7.	Andrew Magno	2017-19	14
	Eric Best	2007-10	14
	Matt Davis	2002-03	14
10.	Josh Dezze	2011-14	13
	Trey Fausnaugh	2004-07	13
12.	Brandon Steen	1999-02	12
	Chad Hale	1991-94	12
14.	Mark Mesewicz	1989-92	10
15.	TJ Brock	2019-Present	9
16.	Ron Nelson	1995-96	8
	Dennis Pachner	1992-94	8
18.	Drew Rucinski	2008-11	7
	Mike Stafford	1997-98	7

FEWEST RUNS

(175 or more innings)

1.	Seth Kinker	2015-18	66
2.	Scott Lewis	2002-04	70
	Steve Arlin	1965-66	70
4.	Paul Ebert	1952-54	79
5.	Alex Wimmers	2008-10	81
6.	Joe Sadel'feld	1967-69	83
7.	Jaron Long	2012-13	88
8.	Brian King	2012-13	90
	Greg Prenger	1999-03	90
	Ryan Riga	2013-15	90
11.	Dick Boggs	1966-68	91
	Seth Lonsway	2019-21	91
13.	Dick Finn	1952-55	95
14.	Garrett Burhenn	2019-21	101
15.	Pete Perini	1947-48, 50	110
16.	Bill Cunningham	1982-85	114
17.	Tanner Tully	2014-16	115
18.	Bob Spears	1993-96	116
19.	Matt Beaumont	1992-94	120
20.	J.B. Shuck	2006-08	121
	Mark Mesewicz	1989-92	121

FEWEST EARNED RUNS

(175 or more innings)

1.	Seth Kinker	2015-18	52
	Scott Lewis	2002-04	52
3.	Steve Arlin	1965-66	55
4.	Joe Sadel'feld	1967-69	56
5.	Dick Boggs	1966-68	61
6.	Brian King	2012-13	71
	Alex Wimmers	2008-10	71
8.	Jaron Long	2012-13	75
9.	Greg Prenger	1999-03	77
	Seth Lonsway	2019-21	77
11.	Ryan Riga	2013-15	80
12.	Cory Luebke	2005-07	87

	Bill Cunningham	1982-85	87
14.	Tanner Tully	2014-16	90
	Paul Semall	1974-77	90
16.	Russ Pensiero	1973-76	92
17.	Mark Mesewicz	1989-92	93
	Garrett Burhenn	2019-21	93
19.	J.B. Shuck	2006-08	96
20.	Art Vanderpohl	1979-82	98
	Brian Miller	1976-79	98

EARNED RUN AVERAGE

(175 or more innings)

1.	Steve Arlin	1965-66	2.01
2.	Dick Boggs	1966-68	2.21
3.	Seth Kinker	2015-18	2.36
4.	Scott Lewis	2002-04	2.38
5.	Cory Luebke	2005-07	2.86
	Joe Sadel'feld	1967-69	2.86
7.	Tanner Tully	2014-16	2.93
8.	Alex Wimmers	2008-10	2.94
9.	Paul Semall	1974-77	3.14
10.	Joe Sparma	1962-63	3.16
11.	Bill Cunningham	1982-85	3.17
12.	Mark Dempsey	1977-80	3.17
13.	Pete Perini	1947-50	3.32
14.	Ryan Riga	2013-15	3.39
15.	Jaron Long	2012-13	3.34
16.	Eric Thompson	1996-98	3.47
17.	Matt Beaumont	1992-94	3.71
18.	Justin Fry	1995-99	3.78
19.	J.B. Shuck	2006-08	3.87
20.	Seth Lonsway	2019-21	3.89
21.	Dan DeLucia	2004-08	3.91
	Russ Pensiero	1973-76	3.91
23.	Greg Prenger	1999-03	3.93
24.	Randy Shade	1973-76	3.97
25.	Scott Klingenberg	1990-92	3.99

WIN-LOSS PERCENTAGE

(10 or more wins)

1.	Steve Arlin	1965-66	(24-3) .889
2.	Austin Woodby	2016-18	(13-2) .867
3.	Scott Lewis	2002-04	(18-3) .857
	Ken Hay	1963-64	(12-2) .857
5.	Kurt Fullenkamp	1996-99	(19-4) .826
6.	Chad Hale	1991-94	(14-3) .824
7.	Andy Lee	1996-99	(20-5) .800
	Fred Strine	1968-70	(12-3) .800
9.	Kyle Brown	2000-03	(11-3) .786
10.	Alex Wimmers	2008-10	(18-5) .783
	Kevin Goodrum	1998-01	(18-5) .783
12.	Matt Beaumont	1992-94	(25-7) .781
13.	Justin Fry	1995-99	(36-11) .766
14.	Seth Kinker	2015-18	(15-5) .750
15.	Bill Cunningham	1982-85	(26-9) .743
16.	Eric Thompson	1996-98	(20-7) .741
17.	Andy Nofke	1992-95	(11-4) .733
18.	Mike Madsen	2002-05	(24-9) .727
19.	Paul Ebert	1952-54	(21-8) .724
20.	Dennis Pachner	1992-94	(13-5) .722
21.	Bob Spears	1993-96	(18-7) .720
22.	John Havird	2015-16	(10-4) .714
	Bill Wertz	1986-89	(20-8) .714
	Jim Geddes	1968-71	(10-4) .714
	Chris Granata	1991-94	(27-11) .711
26.	John Durant	1964-65	(12-5) .706
27.	Mark Dempsey	1977-80	(26-11) .703
28.	Mike Biehle	1993-96	(21-12) .700
	Tom Schwarber	1987-91	(28-12) .700

APPEARANCES

1.	Seth Kinker	2015-18	109
2.	Trace Dempsey	2012-15	102
3.	Cory Cox	1998-01	96
4.	Kyle Michalk	2014-18	94
5.	Andrew Armstrong	2008-12	92
	Jake Hale	2006-09	92
7.	Eric Best	2007-10	91
8.	Rory Meister	2005-08	90
9.	Trey Fausnaugh	2004-07	87
10.	Drew Rucinski	2008-11	84
11.	David Fathalkhani	2011-13	80
12.	Andy Lee	1996-99	79
13.	Brett McKinney	2010-13	77
13.	Brandon Steen	1999-02	70
	Jared Strayer	2008-11	70
15.	Dennis Pachner	1992-94	69
16.	Kevin Goodrum	1998-01	68
	Chad Hale	1991-94	68
18.	Theron Minium	2007-11	67
19.	Gary Fragle	1993-96	66
20.	Dean Wolosiansky	2008-11	65
20.	Justin Fry	1995-99	64
21.	Trent Luyster	2002-05	61
	Mike Madsen	2002-05	61
	Josh Newman	2001-04	61
	Bob Spears	1993-96	61
	Mark Mesewicz	1989-92	61
	Bill Wertz	1986-89	61

Bold indicates current player

SEASON PITCHING RECORDS

WINS

1.	Tom Schwarber	1991	14
2.	Steve Arlin	1965	13
3.	Drew Rucinski	2009	12
4.	Dean Wolosiansky	2009	11
	Justin Fry	1999	11
	Matt Beaumont	1994	11
	Scott Klingenbeck	1991	11
	Doug Swearingen	1981	11
	Steve Arlin	1966	11
10.	Dan DeLucia	2006	10
	E.J. Laratta	1999	10
	Justin Fry	1997	10
	Eric Thompson	1997	10
	Kevan Cannon	1994	10
	Tim Smith	1991	10
	Scott Klingenbeck	1990	10
	Bill Wertz	1989	10
18.	Trace Dempsey	2015	9
	Alex Wimmers	2010	9
	Alex Wimmers	2009	9
	Cory Luebke	2007	9
	Mike Madsen	2004	9
	Scott Lewis	2003	9
	E.J. Laratta	2001	9
	Andy Lee	1999	9
	Andy Lee	1998	9
	Chris Granata	1992	9
	Tom Schwarber	1988	9
	Bill Cunningham	1985	9
	Doug Swearingen	1982	9
	Ken Hay	1964	9
	Ron Nischwitz	1958	9
	Pete Perini	1948	9

INNINGS PITCHED

1.	Steve Arlin	1965	1411
2.	Justin Fry	1997	118.0
3.	Cory Luebke	2007	117.2
4.	Justin Fry	1999	114.1
5.	Dan DeLucia	2006	108.0
6.	Tanner Tully	2016	107.2
7.	Alex Wimmers	2009	104.2
8.	Steve Arlin	1966	104.1
9.	E.J. Laratta	2001	103.2
	Matt Beaumont	1994	103.2
11.	Josh Newman	2004	103.1
12.	Kevan Cannon	1995	102.1
	Tom Schwarber	1988	102.1
14.	Pete Perini	1949	102.0
15.	E.J. Laratta	2000	101.2
16.	Jaron Long	2012	101.1
17.	Brian King	2013	100.2
	Jaron Long	2013	100.2
19.	Josh Newman	2003	99.0
20.	Tom Schwarber	1991	98.1
21.	Ryan Riga	2015	97.2
22.	Eric Thompson	1997	97.0
23.	Griffan Smith	2019	96.2
23.	Travis Lakins	2015	96.0
	Andy Lee	1999	96.0
	Justin Fry	1998	96.0
	Tim Smith	1991	96.0

EARNED RUN AVERAGE

1.	Gene Rogers	1969	0.95
2.	Mark Mesevicz	1992	0.97
	Bill Gable	1963	0.97
4.	Trace Dempsey	2013	1.02
	Keith Stilwell	1968	1.02
6.	Rich Klassman	1981	1.13
7.	Jake Hale	2009	1.31
8.	Pete Perini	1947	1.45
9.	Harry Northrop	1954	1.51
10.	Alex Wimmers	2010	1.60
11.	Scott Lewis	2003	1.61
12.	Fred Strine	1970	1.64
13.	Fred Strine	1969	1.67
14.	Ron Nischwitz	1958	1.71
15.	Steve Arlin	1966	1.72
16.	Dan Barker	2005	1.76
17.	Keith Stilwell	1967	1.79
	Dick Hauck	1951	1.79
19.	Ken Hay	1964	1.89
20.	Paul Semall	1976	1.93

APPEARANCES

1.	Jake Hale	2009	40
2.	Seth Kinker	2016	38
3.	Andrew Armstrong	2012	36
	Drew Rucinski	2009	36

5.	Michael Horejsei	2016	34
6.	Kyle Michalik	2018	33
	Andrew Armstrong	2011	33
	Matt Davis	2003	33
	Bob Spears	1995	33
10.	Trey Fausnaugh	2004	32
11.	Andrew Magno	2019	31
	Trace Dempsey	2013	31
	David Fathalikhani	2012	31
	Cory Cox	2000	31
15.	Seth Kinker	2018	30
16.	Yianni Pavlopoulos	2016	29
	Ryan Riga	2013	29
	Rory Meister	2006	29
	Kevin Goodrum	1999	29
	Mike Stafford	1998	29
21.	Cory Cox	2001	28
	Cory Cox	1999	28
	Dennis Pachner	1993	28
	Bill Wertz	1989	28
25.	Jared Strayer	2011	27

STRIKEOUTS

1.	Steve Arlin	1965	165
2.	Alex Wimmers	2009	136
3.	Steve Arlin	1966	129
4.	Scott Lewis	2003	127
5.	Seth Lonsway	2019	126
6.	Paul Seitz	1960	117
7.	Justin Fry	1998	113
8.	Justin Fry	1999	104
	Matt Beaumont	1994	104
10.	Joe Sparma	1962	102
11.	Justin Fry	1997	101
	Joe Sadelfeld	1967	101
13.	Josh Newman	2004	100
14.	Cory Luebke	2007	98
	Tom Schwarber	1991	98
	Seth Lonsway	2021	98
17.	Eric Thompson	1997	97

18.	Griffan Smith	2019	96
19.	Tim Smith	1990	95
	Bill Cunningham	1985	95
21.	Ray Apple	1961	94
	Paul Ebert	1954	94
23.	Joe Sparma	1963	93
24.	Scott Lewis	2002	91
	Tim Smith	1991	91
	Paul Semall	1977	91
	Garrett Burhenn	2021	91

SAVES

1.	Jake Hale	2009	18
2.	Trace Dempsey	2013	17
3.	Seth Kinker	2018	15
4.	Andrew Magno	2019	14
	Yianni Pavlopoulos	2016	14
	Matt Davis	2003	14
7.	Jake Hale	2007	10
	Cory Cox	2001	10
9.	Trey Fausnaugh	2004	9
	Cory Cox	1999	9
	Mark Mesevicz	1992	9
	TJ Brock	2021	9
13.	Trace Dempsey	2014	8
	Eric Best	2008	8
	Cory Cox	2000	8
	Ron Nelson	1996	8
	Chad Hale	1994	8
18.	Trace Dempsey	2015	7
	Josh Dezse	2012	7
	Brandon Steen	2002	7
21.	Josh Dezse	2011	6
	Rory Meister	2006	6
	Mike Stafford	1998	6

Bold indicates current player

MISCELLANEOUS PITCHING RECORDS

Won-Loss Pct. (Season)	1.000	Alex Wimmers, 9-0, 2010
		Chad Hale, 8-0, 1993
		Galen Cisco, 7-0, 1956
		Paul Ebert, 7-0, 1952
		Ron Nelson, 6-0, 1995
Strikeouts (Game)	20	Scott Lewis (Iowa, 2003, 9 innings)
		Steve Arlin (Washington State, 1965, 15 innings)
	18	Bill Gable (Kent State, 1963, 7 innings)
Strikeouts (Nine Innings)	20	Scott Lewis (Iowa, 2003)
	17	Bill Cunningham (Illinois, 1985)
	16	Scott Lewis (Indiana, 2003)
Innings Pitched (Game)	16	Steve Arlin (Michigan, 1965)
Complete Games (Season)	10	Tom Schwarber, 1988
		Steve Arlin, 1966
		Steve Arlin, 1965
Complete Games (Career)	27	Mark Dempsey, 1977-80
	25	Scott Klingenbeck, 1990-92
	24	Justin Fry, 1995-99
	22	Paul Semall, 1974-77
	20	Steve Arlin, 1965-66
Shutouts (Season)	4	Mark Dempsey, 1978
		Fred Strine, 1970
		Steve Arlin, 1966
Shutouts (Career)	8	Mark Dempsey, 1977-80
	6	Steve Arlin, 1965-66
Games Started (Season)	17	Seth Lonsway and Griffan Smith, 2019
Scoreless Inning Streak	30.2	Ryan Riga, 2015

PERFECT GAMES AND NO HITTERS

Perfect Games (1)	Greg Prenger	April 9, 2003 vs. Oakland, (7 innings), OSU 2-0
No-Hitters (9)	Alex Wimmers	May 2, 2009, vs. Michigan, (9 innings), OSU 6-0
	Greg Prenger	April 9, 2003, vs. Oakland, (7 innings), OSU 2-0
	Eric Thompson	May 10, 1998, vs. Michigan State, (7 innings), OSU 3-0
	Dave Mumaw	April 23, 1989, vs. Indiana (7 innings), OSU 2-0
	Bill Cunningham and Jeff Aurentz	April 13, 1982, vs. BGSU (8 innings), OSU 4-1
	Kerry Sabo	April 16, 1980, vs. Cleveland State (7 innings), OSU 12-0
	Gene Rogers	May 23, 1969, vs. Purdue (7 innings), OSU 6-0
	Joe Sparma	May 18, 1963, vs. Michigan (7 innings), OSU 3-0
	Bill Soter and Ron Disher	April 2, 1955, vs. Pitt (7 innings), OSU 8-1

YEARLY PITCHING LEADERS

WINS

2021	7-2	Garrett Burhenn
2020	2-2	Garrett Burhenn
2019	8-4	Seth Lonsway
2018	7-4	Connor Curlis
2017	5-3	Connor Curlis
2016	8-3	Tanner Tully
2015	9-3	Trace Dempsey
2014	7-4	Greg Greve
2013	7-6	Brian King
2012	8-4	John Kuchno
2011	5-3	Drew Rucinski
2010	9-0	Alex Wimmers
2009	12-2	Drew Rucinski
2008	7-4	Dean Wolosiansky
2007	9-1	Cory Luebke
2006	10-2	Dan DeLucia
2005	7-3	Mike Madsen
	7-4	Trent Luyster
2004	9-4	Mike Madsen
2003	9-1	Scott Lewis
2002	8-2	Scott Lewis
	8-4	E.J. Laratta
	8-6	Josh Newman
2001	9-3	E.J. Laratta
2000	7-5	E.J. Laratta
1999	11-2	Justin Fry
1998	9-3	Andy Lee
1997	10-3	Justin Fry
	10-3	Eric Thompson
1996	8-3	Bob Spears
1995	8-6	Kevan Cannon
1994	11-1	Matt Beaumont
1993	8-0	Chad Hale
	8-4	Matt Beaumont
1992	9-4	Chris Granata
1991	•14-1	Tom Schwarber
1990	10-4	Scott Klingenbeck
1989	10-2	Bill Wertz
1988	9-6	Tom Schwarber
1987	6-2	Jim Townsend
1986	5-5	Mike Volkert
	5-6	Park Pittman
1985	9-3	Bill Cunningham
1984	5-1	Bill Gearhart
	5-2	Bill Cunningham
1983	5-2	Chris Jones
1982	9-1	Doug Swearingen
1981	11-6	Doug Swearingen
1980	5-4	Doug Swearingen
	5-4	Mark Dempsey
1979	6-3	Mark Dempsey
1978	8-1	Mark Dempsey
1977	7-3	Mark Dempsey
1976	6-4	Russ Pensiero
1975	4-2	Tim Thrush
	4-5	Randy Shade
	4-6	Paul Semall
1974	6-0	Russ Pensiero
1973	5-3	Randy Shade
1972	3-2	Lyall Fulks
1971	3-1	Craig Vosburgh
	3-3	Gerald King
1970	7-1	Fred Strine
1969	5-2	Fred Strine
1968	6-4	Dick Sadelfeld
1967	8-3	Mike Swain
1966	11-1	Steve Arlin
1965	13-2	Steve Arlin
1964	9-2	Ken Hay
1963	6-3	Joe Sparma
1962	5-1	Dave Stazenski
	5-5	Joe Sparma
1961	8-1	Ray Apple
1960	7-2	Paul Seitz
1959	5-5	Tony Drobnick
1958	9-1	Ron Nischwitz
1957	5-2	Galen Cisco
1956	7-0	Galen Cisco
1955	7-2	Harry Northrop
1954	8-3	Paul Ebert
1953	6-4	Paul Ebert
1952	7-0	Paul Ebert
1951	6-4	Ed Bohoslav
1950	7-3	Pete Perini
1949	6-6	Pete Perini
1948	9-2	Pete Perini

EARNED RUN AVERAGE

2021	2.08	TJ Brock
2020	1.93	Mitch Milheim
2019	2.09	Andrew Magno
2018	2.27	Seth Kinker
2017	2.95	Seth Kinker
2016	2.56	Tanner Tully
2015	2.12	Jake Post
2014	2.22	Tanner Tully
2013	1.02	Trace Dempsey
2012	2.66	Jaron Long
2011	2.95	Drew Rucinski
2010	1.60	Alex Wimmers
2009	1.31	Jake Hale
2008	4.22	Dean Wolosiansky
2007	2.07	Cory Luebke
2006	2.51	J.B. Shuck
2005	1.76	Dan Barker
2004	2.05	Brett Hatcher
2003	1.61	Scott Lewis
2002	2.84	Scott Lewis
2001	2.78	Cory Cox
2000	2.44	Cory Cox
1999	3.70	Justin Fry
1998	2.54	Mike Stafford
1997	2.27	Mike Stafford
1996	3.55	Justin Fry
1995	3.96	Bob Spears
1994	2.20	Chad Hale
1993	2.04	Chad Hale
1992	0.97	Mark Mesewicz
1991	2.72	Bob Worley
1990	3.15	Mike Hayes
1989	3.45	David Mumaw
1988	4.31	Tom Schwarber
1987	2.84	David Burba
1986	3.23	Mike Volkert
1985	3.30	Bill Cunningham
1984	2.89	Bill Cunningham
1983	3.47	Chris Jones
1982	2.47	Bill Cunningham
1981	1.13	Rich Klassman
1980	2.66	Bill Poling
1979	1.95	Mark Dempsey
1978	3.25	Doug Dillie
1977	2.39	Brian Miller
1976	1.93	Paul Semall
1975	3.04	Tim Thrush
1974	2.94	Russ Pensiero
1973	3.22	Clinton Nicely
1972	3.13	Lyall Fulks
1971	3.72	Craig Vosburgh
1970	1.64	Fred Strine
1969	•0.95	Gene Rogers
1968	1.02	Keith Stilwell
1967	1.79	Keith Stilwell
1966	1.72	Steve Arlin
1965	2.18	John Durant
1964	1.89	Ken Hay
1963	0.97	Bill Gable
1962	3.05	Joe Sparma
1961	2.51	Ray Apple
1960	2.25	Paul Seitz
1959	2.55	Dale Denny
1958	1.71	Ron Nischwitz
1957	2.06	Galen Cisco
1956	2.21	Bill Soter
1955	2.26	Harry Northrop
1954	1.51	Harry Northrop
1953	3.42	Paul Ebert
1952	3.32	Paul Ebert
1951	1.79	Dick Hauck
1950	3.63	Paul Williams
1949	4.94	Pete Perini
1948	2.12	Pete Perini
1947	1.35	Bob Christophel

STRIKEOUTS

2021	98	Seth Lonsway
2020	42	Seth Lonsway
2019	126	Seth Lonsway
2018	86	Ryan Feltner
2017	58	Connor Curlis
2016	78	Tanner Tully
2015	84	Travis Lakins
2014	55	Travis Lakins, Ryan Riga
2013	68	Brad Goldberg, Jaron Long
2012	63	Jaron Long
2011	53	Drew Rucinski
2010	86	Alex Wimmers
2009	136	Alex Wimmers
2008	76	J.B. Shuck
2007	98	Cory Luebke
2006	69	Dan DeLucia
2005	55	Dan DeLucia
2004	100	Josh Newman
2003	127	Scott Lewis
2002	91	Scott Lewis
2001	68	Kevin Goodrum
2000	74	Kevin Goodrum
1999	104	Justin Fry
1998	113	Justin Fry
1997	101	Justin Fry
1996	66	Mike Biehle
1995	79	Kevan Cannon
1994	104	Matt Beaumont
1993	80	Matt Beaumont
1992	77	Scott Klingenbeck
1991	98	Tom Schwarber
1990	95	Tim Smith
1989	68	Tim Smith
1988	82	Tom Schwarber
1987	49	Jim Townsend
1986	75	Park Pittman
1985	95	Bill Cunningham
1984	89	Bill Cunningham
1983	45	Chris Jones
1982	84	Doug Swearingen
1981	59	Doug Swearingen
1980	49	Mark Dempsey
1979	67	Mark Dempsey
1978	86	Mark Dempsey
1977	91	Paul Semall
1976	56	Russ Pensiero
1975	59	Paul Semall
1974	54	Paul Semall
1973	41	Larry Stange
1972	24	Lyall Fulks
	24	Bill Ackerman
1971	26	Jim Betz
1970	84	Jim Geddes
1969	42	Joe Sadelfeld
1968	76	Dick Boggs
1967	101	Joe Sadelfeld
1966	129	Steve Arlin
1965	•165	Steve Arlin
1964	57	Ken Hay
1963	93	Joe Sparma
1962	102	Joe Sparma
1961	94	Ray Apple
1960	117	Paul Seitz
1959	54	Paul Seitz
1958	82	Ron Nischwitz
1957	57	Ron Nischwitz
1956	61	Galen Cisco
1955	81	Harry Northrop
1954	94	Paul Ebert
1953	73	Paul Ebert
1952	62	Paul Ebert
1951	80	Dick Hauck
1950	48	Dick Hauck
1949	48	Pete Perini
1948	52	Pete Perini
1947	48	Pete Perini

INNINGS PITCHED

2021	80.1	Garrett Burhenn
2020	21.1	Garrett Burhenn
2019	96.2	Griffan Smith
2018	91.2	Ryan Feltner
2017	62.2	Connor Curlis, Ryan Feltner
2016	107.2	Tanner Tully
2015	97.2	Ryan Riga
2014	93.1	Tanner Tully
2013	100.2	Brian King, Jaron Long
2012	101.1	Jaron Long
2011	82.1	Drew Rucinski
2010	95.1	Dean Wolosiansky
2009	104.2	Alex Wimmers
2008	74.0	Jake Hale
2007	117.2	Cory Luebke
2006	108.0	Dan DeLucia
2005	95.2	Dan DeLucia
2004	103.1	Josh Newman
2003	99.0	Josh Newman
2002	94.2	Josh Newman
2001	103.2	E.J. Laratta
2000	101.2	E.J. Laratta
1999	114.1	Justin Fry
1998	96.0	Justin Fry
1997	118.0	Justin Fry
1996	76.0	Justin Fry
1995	102.1	Kevan Cannon
1994	103.2	Matt Beaumont
1993	85.0	Chris Granata
1992	95.0	Scott Klingenbeck
1991	98.1	Tom Schwarber
1990	88.1	Scott Klingenbeck
1989	80.0	Tim Smith
1988	102.1	Tom Schwarber
1987	69.2	David Burba
1986	68.0	Park Pittman
1985	76.1	Bill Cunningham
1984	65.2	Chris Jones
1983	67.2	Doug Swearingen
1982	80.2	Doug Swearingen
1981	75.1	Doug Swearingen
1980	66.0	Mark Dempsey
1979	78.1	Mark Dempsey
1978	82.1	Mark Dempsey
1977	82.0	Paul Semall
1976	76.2	Russ Pensiero
1975	65.0	Paul Semall
1974	59.2	Paul Semall
1973	52.1	Randy Shade
1972	47.1	Larry Stange
1971	42.1	Gerald King
1970	75.1	Jim Geddes
1969	54.0	Fred Strine
1968	73.0	Dick Boggs
1967	91.2	Dick Boggs
1966	104.1	Steve Arlin
1965	•141.1	Steve Arlin
1964	82.2	Ken Hay
1963	88.1	Joe Sparma
1962	79.2	Joe Sparma
1961	86.0	Ray Apple
1960	84.1	Paul Seitz
1959	67.1	Tony Drobnick
1958	81.1	Ron Nischwitz
1957	47.0	Ron Nischwitz
1956	57.1	Galen Cisco
1955	87.1	Harry Northrop
1954	84.2	Paul Ebert
1953	68.1	Paul Ebert
1952	67.2	Paul Ebert
1951	85.1	Dick Hauck
1950	63.1	Pete Perini
1949	85.2	Pete Perini
1948	102.0	Pete Perini
1947	93.0	Pete Perini

• Indicates school record; **Bold** indicates current player

OSU AND THE NATIONAL POLLS

1965 Collegiate Baseball

1. Arizona State
2. **OHIO STATE**
3. Texas
4. Washington State
5. Florida State
6. St. Louis
7. Detroit
8. Georgia Tech
9. Lafayette
10. Ohio U.
11. Stanford
12. Holy Cross
13. Connecticut
14. California
15. Michigan
16. Cal Poly Pomona
17. Santa Clara
18. Missouri
19. Texas A&M
20. Western Michigan

1966 Collegiate Baseball

1. Arizona State
2. **OHIO STATE**
3. Arizona
4. North Carolina
5. Texas
6. Florida State
7. Western Michigan
8. Washington State
9. Fresno State
10. Oklahoma State
11. Cal Poly Pomona
12. St. Louis
13. St. John's
14. Seton Hall
15. Minnesota
16. Arizona State
17. Idaho
18. Massachusetts
19. Colby
20. Michigan

1967 Collegiate Baseball

1. Stanford
2. Auburn
3. **OHIO STATE**
4. Arizona State
5. Rider
6. Houston
7. Clemson
8. Fresno State
9. Western Michigan
10. Arizona
11. Florida State
12. Oklahoma State
13. Southern California
14. Minnesota
15. Michigan
16. Texas
17. Brigham Young
18. Florida
19. Boston College
20. West Virginia

1970 Collegiate Baseball

1. Southern California
2. Texas
3. Florida State
4. Ohio U.
5. Iowa State
6. Arizona
7. Dartmouth
8. Delaware
9. **OHIO STATE**
10. Mississippi State
11. Southern Illinois
12. Minnesota
13. Washington State
14. Santa Clara
15. Texas-Pan American
16. Maryland
17. Tennessee
18. Clemson
19. Tulsa
20. Jacksonville

1982 Collegiate Baseball

1. Texas
2. Wichita State
3. Cal State-Fullerton
4. Oklahoma State
5. Miami (Fla.)
6. Stanford
7. South Carolina
8. Maine
9. Arizona State
10. Pepperdine
11. New Orleans
12. Stetson
13. Fresno State
14. Middle Tenn. State
15. Eastern Michigan
16. West Virginia
17. Oklahoma
18. Hawaii
19. Nebraska
20. Tulane
28. **OHIO STATE**

1991 Collegiate Baseball

1. Louisiana State
2. Wichita State
3. Creighton
4. Florida
5. Long Beach State
6. Fresno State
7. Florida State
8. Clemson
9. Oklahoma State
10. Cal State-Northridge
11. Texas
12. Hawaii
13. Southern California
14. Miami (Fla.)
15. S.W. Louisiana
16. Texas A&M
17. Maine
18. Stanford
19. Pepperdine
20. California
21. **OHIO STATE**

1991 Baseball America

1. Louisiana State
2. Wichita State
3. Florida
4. Clemson
5. Florida State
6. Creighton
7. Southern California
8. Long Beach State
9. Fresno State
10. Texas
11. Cal State-Northridge
12. Oklahoma State
13. **OHIO STATE**
14. Hawaii
15. Stanford
16. Miami (Fla.)
17. Pepperdine
18. S.W. Louisiana
19. Texas A&M
20. Maine

1992 Collegiate Baseball

1. Pepperdine
2. Cal State-Fullerton
3. Miami (Fla.)
4. Texas
5. Florida State
6. Oklahoma
7. Wichita State
8. California
9. Louisiana State
10. Clemson
11. Hawaii
12. Arizona
13. Oklahoma State
14. Notre Dame
15. Texas A&M
16. Florida
17. Western Carolina
18. Stanford
19. **OHIO STATE**
20. UCLA

1992 USA Today

1. Pepperdine
2. Cal State-Fullerton
3. Long Beach State
4. Texas
5. Wichita State
6. Florida State
7. Oklahoma
8. Louisiana State
9. Clemson
10. California
11. Oklahoma State
12. Hawaii
13. Florida
14. Notre Dame
15. Stanford
16. N. C. State
17. Arizona
18. Long Beach State
19. Georgia Tech
20. Texas A&M
25. **OHIO STATE**

1993 Collegiate Baseball

1. Louisiana State
2. Wichita State
3. Long Beach State
4. Oklahoma State
5. Texas A&M
6. Texas
7. Arizona State
8. Kansas
9. Arizona
10. Fresno State
11. Notre Dame
12. **OHIO STATE**
13. Georgia Tech
14. St. John's
15. Cal State-Northridge
16. Pepperdine
17. Clemson
18. Southern California
19. Cal State-Fullerton
20. Tennessee

1993 Baseball America

1. Louisiana State
2. Texas A&M
3. Arizona State
4. Wichita State
5. Long Beach State
6. Oklahoma State
7. Texas
8. Georgia Tech
9. Arizona
10. Kansas
11. N.C. State
12. Pepperdine
13. Cal State-Fullerton
14. Fresno State
15. Florida State
16. Notre Dame
17. Clemson
18. Tennessee
19. Southern California
20. UCLA
22. **OHIO STATE**

1993 USA Today

1. Louisiana State
2. Wichita State
3. Long Beach State
4. Texas A&M
5. Oklahoma State
6. Texas
7. Arizona State
8. Kansas
9. Georgia Tech
10. Arizona
11. N.C. State
12. Pepperdine
13. Florida State
14. Fresno State
15. Cal State-Fullerton
16. Clemson
17. Notre Dame
18. **OHIO STATE**
19. Tennessee
20. Southern California

1994 Collegiate Baseball

1. Oklahoma
2. Georgia Tech
3. Cal State-Fullerton
4. Arizona State
5. Miami (Fla.)
6. Florida State
7. Louisiana State
8. Auburn
9. Clemson
10. Tennessee
11. **OHIO STATE**
12. Oklahoma State
13. Stanford
14. Southern Cal
15. Texas
16. Washington
17. Wichita State
18. Notre Dame
19. Nevada
20. Long Beach State

1994 Baseball America

1. Oklahoma
2. Georgia Tech
3. Cal State-Fullerton
4. Clemson
5. Arizona State
6. Miami (Fla.)
7. Florida State
8. Tennessee
9. Oklahoma State
10. Louisiana State
11. Southern California
12. **OHIO STATE**
13. Auburn
14. Texas
15. Stanford
16. Washington
17. Nevada
18. Long Beach State
19. Wichita State
20. Notre Dame

1994 USA Today

1. Oklahoma
2. Georgia Tech
3. Arizona State
4. Cal St. Fullerton
5. Miami (Fla.)
6. Florida State
7. Louisiana State
8. Auburn
9. Clemson
10. Oklahoma State
11. Southern California
12. Tennessee
13. **OHIO STATE**
14. Texas
15. Washington
16. Long Beach State
17. Notre Dame
18. Wichita State
19. Memphis
20. Stanford

1995 USA Today

1. Cal State-Fullerton
2. Southern California
3. Miami (Fla.)
4. Tennessee
5. Florida State
6. Stanford
7. Clemson
8. Oklahoma
9. Auburn
10. Texas Tech
11. Oklahoma State
12. Texas A&M
13. Wichita State
14. Alabama
15. Rice
16. Long Beach State
17. Mississippi
18. Louisiana State
19. Pepperdine
20. Florida International
26. **OHIO STATE**

1995 USA Today

1. Cal State-Fullerton
2. Southern California
3. Miami (Fla.)
4. Florida State
5. Tennessee
6. Stanford
7. Clemson
8. Oklahoma
9. Texas Tech
10. Auburn
11. Oklahoma State
12. Rice
13. Texas A&M
14. Louisiana State
15. Alabama
16. Wichita State
17. Long Beach State
18. Texas
19. Mississippi
20. Central Florida
28. **OHIO STATE**

1997 Collegiate Baseball

1. Louisiana State
2. Alabama
3. Miami (Fla.)
4. Stanford
5. Auburn
6. Mississippi State
7. Rice
8. UCLA
9. Florida State
10. Georgia Tech
11. Texas Tech
12. Oklahoma State
13. Southern California
14. Arizona State
15. Washington
16. South Alabama
17. Wichita State
18. Oklahoma
19. Fresno State
20. Santa Clara
30. **OHIO STATE**

1999 Baseball America

1. Miami (Fla.)
2. Florida State
3. Stanford
4. Alabama
5. Rice
6. Cal State-Fullerton
7. Texas A&M
8. Baylor
9. Oklahoma State
10. Southern California
11. Wake Forest
12. **OHIO STATE**
13. Auburn
14. Wichita State
15. Tulane
16. Louisiana State
17. Clemson
18. Pepperdine
19. East Carolina
20. S.W. Louisiana

1999 USA Today/ESPN

1. Miami (Fla.)
2. Florida State
3. Stanford
4. Alabama
5. Rice
6. Cal State-Fullerton
7. Texas A&M
8. Oklahoma State
9. Baylor
10. Wake Forest
11. **OHIO STATE**
12. Southern California
13. Clemson
14. Louisiana State
15. Auburn
16. Wichita State
17. Arkansas
18. East Carolina
19. Pepperdine
20. Florida Atlantic

1995 Collegiate Baseball

7. Texas A&M
8. Oklahoma State
9. Baylor
10. Wake Forest
11. Baylor
12. **OHIO STATE**
13. Southern California
14. Clemson
15. Wichita State
16. Louisiana State
17. Pepperdine
18. S.W. Louisiana
19. Tulane
20. Arkansas

1997 USA Today

1. Cal State-Fullerton
7. Arizona State
8. Miami
9. Long Beach State
10. South Carolina
11. Baylor
12. North Carolina State
13. Nebraska
14. Texas A&M
15. Southern Mississippi
16. SW Missouri State
17. Georgia Tech
18. Auburn
19. North Carolina
20. UNLV
21. **OHIO STATE**

1997 Collegiate Baseball

1. Louisiana State
2. Alabama
7. Louisiana State
8. SW Missouri State
9. Florida State
10. Arizona State
11. Long Beach State
12. N.C. State
13. Baylor
14. Georgia Tech
15. Nebraska
16. Houston
17. Texas A&M
18. **OHIO STATE**
19. North Carolina
20. Auburn

1997 USA Today

1. Louisiana State
2. Alabama
3. Miami (Fla.)
7. South Carolina
8. Florida State
9. Arizona State
10. Long Beach State
11. SW Missouri State
12. N.C. State
13. Baylor
14. Nebraska
15. Texas A&M
16. Georgia Tech
17. Auburn
18. Southern Miss
19. Mississippi State
20. **OHIO STATE**

1999 Baseball America

1. Miami (Fla.)
2. Florida State
3. Stanford
4. Alabama
7. Cal State-Fullerton
8. Southern Mississippi
9. U.C. Irvine
10. Florida State
11. Rice
12. Mississippi
13. Florida
14. Louisville
15. Clemson
16. East Carolina
17. Texas Christian
18. Georgia Tech
19. Oklahoma
20. Miami, Fla.
25. **OHIO STATE**

2003 Baseball America

1. Rice
2. Stanford
3. Cal State-Fullerton
4. Texas
5. Louisiana State
6. Florida State

2003 Collegiate Baseball

1. Rice
2. Stanford
3. Cal State-Fullerton
4. Texas
5. Miami (Fla.)
6. South Carolina

2003 Sports Weekly/ESPN

1. Rice
2. Stanford
3. Cal State Fullerton
4. Texas
5. Miami (Fla.)
6. Louisiana State

2009 Collegiate Baseball

1. Louisiana State
2. Texas
3. Arizona State
4. Arkansas
5. North Carolina
6. Virginia



2003 Big Ten Champions

RECORDS BY YEAR

Year	Overall			Big Ten			Coach
	W-L-T	Pct.	Place	W-L-T	Pct.	Place	
1881	1-0-0	1.000					
1882	3-1-0	.750					
1883	3-0-0	1.000					
1884	0-1-0	.000					
1885	2-0-0	1.000					
1886	1-0-0	1.000					
1887	NO GAMES						
1888	0-3-0	.000					
1889	2-1-1	.625					
1890	11-3-0	.786					
1891	6-6-0	.500					
1892	16-3-1	.825					
1893	7-3-0	.700					
1894	9-4-0	.692					
1895	8-4-1	.654					
1896	11-6-0	.647					
1897	8-2-0	.800					
1898	3-1-0	.750					
1899	5-3-0	.625					
1900	9-3-0	.750					Reed
1901	7-0-0	1.000					Reed
1902	8-11-0	.421					Reed
1903	9-5-1	.633					Dickerson
1904	16-5-1	.750					
1905	12-10-0	.545					
1906	7-5-2	.571					
1907	5-5-0	.500					
1908	NO GAMES						
1909	4-4-0	.500					
1910	NO GAMES						
1911	6-2-0	.750					
1912	4-4-0	.500					
1913	6-10-1	.382	0-4-0	.000	.9		St. John
1914	10-6-0	.625	2-3-0	.400	.8		St. John
1915	9-6-0	.600	4-4-0	.500	.5		St. John
1916	13-2-0	.867	4-2-0	.667	.2		St. John
1917	15-1-0	.938	6-1-0	.857	.1		St. John
1918	8-4-0	.667	3-2-0	.600	.3		St. John
1919	8-3-0	.727	2-2-0	.500	.5		St. John
1920	17-2-0	.895	8-2-0	.800	.2		St. John
1921	13-6-0	.684	6-4-0	.600	.4		St. John
1922	11-8-0	.579	3-4-0	.429	.5		St. John
1923	16-4-0	.800	8-2-0	.800	.2		St. John
1924	15-7-2	.667	8-1-0	.889	1t		St. John
1925	18-10-0	.643	8-4-0	.667	.3		St. John
1926	8-13-2	.391	3-5-1	.389	.6t		St. John
1927	12-11-2	.520	6-6-1	.500	.4t		St. John
1928	12-7-0	.632	6-5-0	.545	.6t		St. John
1929	11-8-0	.579	4-6-0	.400	.6t		Wright
1930	12-6-1	.658	4-4-0	.500	.4t		Wright
1931	8-5-0	.615	4-3-0	.571	.4		Wright
1932	6-7-0	.462	3-6-0	.333	.8		Wright
1933	7-11-0	.389	0-7-0	.000	.10		Stahl
1934	9-13-0	.409	5-6-0	.455	.5t		Stahl
1935	15-4-0	.789	7-3-0	.700	.2t		Stahl
1936	4-14-0	.222	1-10-0	.091	.9		Stahl
1937	15-10-0	.600	5-4-0	.556	.3t		Stahl
1938	15-10-0	.600	5-5-0	.500	.5t		Stahl
1939	7-16-0	.304	2-10-0	.167	.9t		Mackey
1940	11-14-0	.444	3-5-0	.375	.7t		Mackey
1941	18-13-0	.581	5-7-0	.417	.7t		Mackey
1942	15-7-0	.681	7-5-0	.583	.3t		Mackey
1943	13-4-0	.765	6-1-0	.857	.1		Mackey
1944	16-6-0	.727	5-5-0	.500	.5		Mackey
1945	11-10-1	.522	4-5-0	.444	.5		Wrigley
1946	7-16-0	.304	3-8-0	.273	.9		Wrigley
1947	16-9-0	.640	9-5-0	.643	.2		Stahl
1948	18-12-0	.600	9-5-0	.643	.3		Stahl
1949	13-13-0	.500	6-6-0	.500	.6		Stahl
1950	17-12-1	.583	6-5-0	.545	.4t		Stahl

Year	Overall			Big Ten			Coach
	W-L-T	Pct.	Place	W-L-T	Pct.	Place	
1951	23-15-0	.605	10-2-0	.833	.1		Karow
1952	17-13-0	.566	7-7-0	.500	.6t		Karow
1953	13-13-0	.500	9-4-0	.692	.3		Karow
1954	20-11-0	.645	10-5-0	.667	.3t		Karow
1955	20-12-0	.625	9-3-0	.750	.1t		Karow
1956	18-7-1	.711	9-3-1	.731	.2		Karow
1957	15-6-1	.704	4-5-0	.444	.8		Karow
1958	22-7-1	.750	9-6-0	.600	.3		Karow
1959	17-14-0	.548	5-10-0	.333	.10		Karow
1960	21-7-2	.733	6-4-0	.600	.2		Karow
1961	12-11-1	.521	4-8-0	.333	.7		Karow
1962	19-14-0	.575	9-5-0	.643	.3		Karow
1963	23-13-1	.635	9-6-0	.600	.3t		Karow
1964	21-10-0	.677	10-5-0	.667	.3		Karow
1965	30-13-0	.697	11-2-0	.846	.1		Karow
1966	27-6-1	.808	6-0-0	1.000	.1		Karow
1967	25-20-3	.552	13-5-0	.722	.1		Karow
1968	16-20-0	.444	6-8-0	.429	.5		Karow
1969	16-15-0	.516	9-7-0	.563	.3		Karow
1970	27-8-1	.763	13-3-0	.831	.2		Karow
1971	13-21-0	.382	5-11-0	.313	.8t		Karow
1972	11-25-0	.305	6-10-0	.375	.7t		Karow
1973	22-14-1	.608	11-7-0	.611	.3		Karow
1974	14-24-0	.368	6-12-0	.333	.9		Karow
1975	17-22-1	.438	7-10-1	.417	.6		Karow
1976	24-16-0	.600	9-7-0	.563	.5t		Finn
1977	25-24-0	.510	11-5-0	.688	.3t		Finn
1978	24-23-0	.511	9-9-0	.500	.5t		Finn
1979	17-26-2	.378	10-7-0	.588	.6		Finn
1980	18-25-0	.418	6-10-0	.375	.6t		Finn
1981	34-18-0	.654	7-9-0	.488	3#/DNP		Finn
1982	45-14-1	.758	13-3-0	.831	1t#/2		Finn
1983	24-21-0	.533	3-9-0	.250	5#/DNP		Finn
1984	30-17-1	.625	8-8-0	.500	3#/DNP		Finn
1985	29-24-0	.547	8-8-0	.500	2t#/2		Finn
1986	21-27-1	.439	4-12-0	.250	5#/DNP		Finn
1987	19-27-0	.413	4-12-0	.250	5#/DNP		Finn
1988	32-28-0	.533	16-12-0	.571	3t/4		Todd
1989	34-27-0	.557	16-12-0	.571	4/3		Todd
1990	32-29-1	.524	16-12-0	.571	4/2		Todd
1991	52-13-0	.800	20-8-0	.714	1/1		Todd
1992	40-21-0	.655	20-8-0	.714	1/4		Todd
1993	44-19-0	.698	19-9-0	.679	1NC		Todd
1994	49-9-0	.845	25-2-0	.926	1/1		Todd
1995	40-23-0	.635	18-10-0	.643	1/1		Todd
1996	36-20-0	.643	15-13-0	.536	6/DNP		Todd
1997	42-18-0	.700	18-10-0	.643	2/1		Todd
1998	37-16-0	.698	18-9-0	.666	3/4		Todd
1999	50-14-0	.781	25-3-0	.893	1/4		Todd
2000	37-23-0	.616	15-13-0	.536	5/3		Todd
2001	43-18-0	.705	20-7-0	.741	1/3		Todd
2002	38-20-1	.653	18-11-0	.621	2/1		Todd
2003	44-21-0	.677	20-12-0	.625	2/1		Todd
2004	36-25-0	.590	19-12-0	.613	2/2		Todd
2005	40-20-0	.667	17-12-0	.586	4t/1		Todd
2006	37-21-0	.638	19-12-0	.613	3/3		Todd
2007	38-24-0	.613	15-15-0	.500	6/1		Todd
2008	30-26-0	.536	15-15-0	.500	5/6		Todd
2009	42-19-0	.689	18-6-0	.750	1/3		Todd
2010	28-23-0	.549	11-13	.458	7/DNP		Todd
2011	26-27-0	.490	13-11	.541	4/5		Beals
2012	33-27-0	.550	11-13	.458	6/4		Beals
2013	35-23-0	.603	15-9	.600	2/3		Beals
2014	30-28-0	.517	10-14	.416	7/7		Beals
2015	35-20-0	.636	13-11	.542	7		Beals
2016	44-20-1	.685	15-9	.625	3/1		Beals
2017	22-34	.393	8-16	.400	11/DNP		Beals
2018	36-24	.600	14-10	.583	7/4		Beals
2019	36-27	.571	12-12	.500	7/1		Beals
2020	6-8	.429	0-0	N/A	N/A		Beals
2021	22-20	.524	22-20	.524	.6		Beals
138 Years	2,653-1,753-39	.602	1021-781-5	.567			

Notes – Number in Place column after slash represents finish in Big Ten Playoffs (which determined the official conference champion from 1981 through 1992 only). # = finish in East Division only; DNP = did not participate; NC = playoffs not completed; t = tie.

COACHING RECORDS



COACHING RECORDS (INCLUDES ALL GAMES)

Years	Coach	Overall				Big Ten Regular Season				
		W	L	T	Pct.	W	L	T	Pct.	Titles
1881-86, 1888-99,	Unknown	150	76	6	.659					
1904-07, 1909, 1911-12										
1900-02	Jack Reed	24	14	0	.632					
1903	C.W. Dickerson	9	5	1	.633					
1913-28	Lynn W. St. John	191	100	7	.653	77	52	3	.595	2
1929-32	Wayne Wright	37	26	1	.586	15	19	0	.441	0
1933-38, 47-50	Floyd Stahl	129	108	1	.544	53	56	0	.486	0
1939-44	Fred Mackey	80	60	0	.571	28	33	0	.459	1
1945-46	Lowell Wrigley	18	26	1	.411	7	13	0	.350	0
1951-75	Marty Karow	479	341	14	.583	203	148	2	.578	5
1976-87	Dick Finn	310	262	5	.542	92	99	0	.482	0
1988-2010	Bob Todd	901	477	2	.654	413	236	0	.636	7
2011-	Greg Beals	325	258	1	.558	133	125	0	.516	0
138-Year Totals		2,653	1,753	39	.602	999	761	5	.569	15



One of two Big Ten coaches to win at least 350 conference games, Bob Todd was 413-236 in Big Ten games at Ohio State, an average of 17.9 league victories per season.



Marty Karow shares a laugh with the legendary Ted Williams.

COACHES BY WINS

901	Bob Todd	1988-2010	23 seasons
479	Marty Karow	1951-75	25 seasons
325	Greg Beals	2011-Present	11 seasons
310	Dick Finn	1976-87	12 seasons
191	L.W. St. John	1913-28	16 seasons
129	Floyd Stahl	1933-38, 1947-50	10 seasons
79	Fred Mackey	1939-44	6 seasons
37	Wayne Wright	1929-32	4 seasons
18	Lowell Wrigley	1945-46	2 seasons
15	Jack Reed	1900-02	3 seasons
9	C.W. Dickerson	1903	1 season

YEARLY RESULTS BY OPPONENT

ADELBERT

Date	W/L	Score	Site
5/21/1892	W	6-4	H
6/11/1892	W	5-0	A
5/27/1893	L	4-3	H
6/12/1893	L	19-7	A
4/27/1894	W	12-3	A
5/25/1894	W	10-8	H

AIR FORCE

Date	W/L	Score	Site
2/28/2000	W	5-4	1N
3/7/08	L	9-8	2N

1 at Millington, Tenn.; 2 at West Palm Beach, Fla.

AKRON

Date	W/L	Score	Site
4/20/1980	W	3-2	H
4/20/1980	W	19-3	H
4/7/1981	W	9-8	H
4/21/1982	L	6-5	A
4/21/1982	W	7-2	A
5/1/1984	L	7-6	A
5/1/1985	L	3-1	A
5/1/1985	L	5-4	A
4/17/1986	W	6-0	H
4/29/1986	L	12-5	A
4/28/1987	W	13-4	H
4/28/1987	W	11-9	H
3/9/1988	W	21-5	H
3/9/1988	W	5-2	H
3/20/1996	W	20-7	1N
3/4/2000	L	5-4	1N
4/25/2001	L	9-8	H
5/12/2004	W	4-3	H
5/2/2007	W	7-2	H
4/23/2008	W	8-7	H
4/23/2008	L	7-3	H
4/29/2009	W	7-3	H
4/21/2010	L	10-7	H
4/13/2011	W	5-0	H
4/13/2011	W	8-1	H
4/11/2012	W	7-2	H
3/8/2014	W	6-5	H
3/25/2015	W	9-4	H

1 at Jacksonville, Fla.

ALABAMA

Date	W/L	Score	Site
1924	T	4-4	A
1924	L	12-1	A
3/19/1955	L	4-2	1N
3/20/1955	L	7-5	1N
3/19/1976	L	2-1	A
3/20/1976	W	3-2	A
3/19/1977	W	11-2	A
3/19/1977	W	15-1	A
3/20/1977	L	6-4	A
3/20/1977	L	8-6	A
3/9/1990	L	9-0	A
3/10/1990	L	5-4	A
3/11/1990	L	11-0	A
3/9/1991	W	12-16	A
3/10/1991	L	8-0	A

1 Unknown

ALABAMA-BIRMINGHAM

Date	W/L	Score	Site
3/18/1984	W	10-9	A
3/19/1984	L	11-3	A
3/26/1985	L	10-5	A
3/27/1985	L	6-3	A
3/7/1992	L	2-1	A
3/7/1992	W	7-1	A
3/8/1992	L	11-10	A
3/8/1996	W	6-3	1N
3/22/2002	W	2-0	2N
3/23/2002	W	4-3	2N
2/28/2015	L	3-2	A
2/28/2015	L	8-1	A
3/1/2015	W	4-3	A
5/3/2016	L	6-3	H
5/4/2016	W	12-3	H

1 at Montgomery, Ala.; 2 at Starkville, Miss.

ALBRIGHT

Date	W/L	Score	Site
3/22/1998	W	20-1	1N

1 at Ft. Myers, Fla.

ALL-STAR

Date	W/L	Score	Site
5/22/1896	W	20-2	H

ALUMNI

Date	W/L	Score	Site
1904	T	4-4	H
6/19/1906	T	5-5	H
6/10/1913	W	12-2	H
1927	W	6-1	H
6/29/1929	W	2-0	H

AMHERST

Date	W/L	Score	Site
3/23/1954	W	6-4	1N
3/21/1958	T	0-0	1N
3/22/1960	L	12-3	1N
3/23/1960	W	14-2	1N
3/25/1960	W	7-3	1N

1 Unknown

ANTIOCH

Date	W/L	Score	Site
1923	W	8-1	H

APPALACHIAN STATE

Date	W/L	Score	Site
4/22/1995	W	7-6	H
4/23/1995	W	6-2	H

ARIZONA

Date	W/L	Score	Site
3/25/1965	L	11-1	A
3/26/1965	L	8-3	A
3/27/1965	W	4-1	A
3/27/1965	L	3-0	A
3/20/1969	L	8-0	A
3/21/1969	L	7-2	A
3/4/1994	W	3-0	1N

1 at Minneapolis, Minn.

ARIZONA STATE

Date	W/L	Score	Site
3/22/1965	L	6-3	A
3/23/1965	L	7-6	A
3/24/1965	L	10-3	A
6/9/1965	L	9-4	1N
6/11/1965	W	7-3	1N
6/12/1965	L	2-1	1N
3/17/1969	W	10-5	A
3/18/1969	L	2-0	A
3/19/1969	L	5-0	A
3/5/1994	L	9-6	2N
3/6/2005	L	3-0	3N

1 College World Series, Omaha, Neb.; 2 at Minneapolis, Minn.; 3 at Greenville, N.C.

ARIZONA STATE-COLLEGE

Date	W/L	Score	Site
3/20/1965	W	5-1	A
3/20/1965	W	12-7	A

ARKANSAS

Date	W/L	Score	Site
3/2/2008	L	8-6	1N

1 at College Station, Texas

ARKANSAS STATE

Date	W/L	Score	Site
2/22/08	W	7-3	1N

1 at Millington, Tenn.

ARMY

Date	W/L	Score	Site
3/25/1966	W	7-3	1N
1968	L	4-3	1N
3/21/1970	W	6-4	1N
3/22/1970	W	7-1	1N

3/22/1991	W	10-4	2N
3/21/2009	W	3-1	3N
3/21/2009	W	8-4	3N
3/20/2010	W	12-2	A
3/4/2011	W	7-1	4N
3/13/2011	L	14-9	5N

1 Unknown; 2 at Delray Beach, Fla.; 3 at Winter Haven, Fla.; 4 at Forest City, N.C.; 5 at Auburndale, Fla.

ASHLAND

Date	W/L	Score	Site
5/4/1981	W	5-4	H
3/29/1982	W	19-2	H
5/6/1982	W	16-3	A
4/26/1983	W	15-7	H
3/4/1992	W	26-6	H
3/27/1996	L	6-3	H
4/1/1997	W	3-2	H
4/21/1998	W	6-5	H
4/7/1999	W	16-1	H

ASYLUM

Date	W/L	Score	Site
10/21/1889	W	14-13	H

AUBURN

Date	W/L	Score	Site
1924	W	7-4	A
1924	L	2-1	A
6/12/1967	L	1-0	1N
2/25/1995	L	9-5	2N
5/26/1995	L	8-6	3N
5/31/2003	W	6-2	4A
6/1/2003	W	9-7	4A
2/15/2014	W	1-0	5N

1 College World Series, Omaha, Neb.; 2 at Mobile, Ala.; 3 at NCAA Midwest II Regional, Oklahoma City, Okla.; 4 at NCAA Regional, Auburn, Ala.; 5 at Port Charlotte, Fla.

AUSTIN PEAY

Date	W/L	Score	Site
3/4/2001	L	10-8	1N
3/16/2012	W	4-3 (13)	H
3/17/2012	L	7-2 (10)	H
3/18/2012	W	7-3	H

1 at Jacksonville, Fla.

BALDWIN WALLACE

Date	W/L	Score	Site
5/31/1900	W	12-11	H

BALL STATE

Date	W/L	Score	Site
5/5/1964	W	6-4	H
4/16/1965	W	6-0	H
4/17/1965	L	6-5	H
4/17/1965	W	9-1	H
5/27/1965	W	4-0	1N
4/17/1970	W	14-7	A
4/17/1970	W	4-3	A
4/18/1970	L	3-2	A
4/18/1970	W	7-2	A
4/16/1971	W	15-3	H
4/16/1971	L	7-2	H
4/17/1971	W	7-6	H
4/17/1971	W	4-1	H
4/18/2007	L	5-0	H
4/18/2007	W	3-2	H
4/22/2009	L	20-8	H
5/12/2010	W	8-4	H
3/9/2013	W	5-3	2N
4/16/2014	L	8-6	H
5/10/2017	L	4-14	H
5/2/2018	L	12-11	A

1 NCAA Districts, Athens, Ohio; 2 at Myrtle Beach, S.C.

BARRACKS

Date	W/L	Score	Site
4/12/1889	W	15-1	H

4/21/1894	L	10-8	H
5/3/1894	L	6-3	H
6/3/1894	W	10-5	H
4/10/1897	W	24-6	H

BETHUNE-COOKMAN

Date	W/L	Score	Site
3/12/2006	W	9-1	1N
3/22/2010	L	3-5	A
4/1/2016	W	6-2	H
4/2/2016	W	11-2	H
4/3/2016	W	13-5	H
3/1/2019	L	4-3	A
3/2/2019	W	6-0	A
3/3/2019	W	16-9	A
3/4/2019	L	8-3	A

1 at Clearwater, Fla.

BIRMINGHAM SOUTHERN

Date	W/L	Score	Site
3/16/1984	W	3-2	A
3/17/1984	W	11-6	A
3/28/2001	W	12-2	H

BOSTON COLLEGE

Date	W/L	Score	Site
3-6	L	6-2	1N

1 at Port Charlotte, Fla.

BOWLING GREEN

Date	W/L	Score	Site
4/6/1951	W	2-0	H
4/14/1962	W	7-2	H
4/14/1962	W	7-3	H
4/14/1962	L	7-2	H
4/5/1963	W	9-0	H
4/6/1963	L	5-4	H
4/6/1963	W	13-2	H
4/29/1964	L	3-2	A
4/26/1966	T	0-0	A
4/25/1967	T	6-6	A
4/2/1968	W	10-0	H
4/29/1969	W	3-0	H
4/29/1969	W	3-0	H
4/28/1970	W	13-4	H
4/27/1971	W	10-7	H
4/27/1971	W	10-1	H
4/25/1972	L	4-0	A
4/25/1972	L	1-0	A
5/7/1974	L	8-1	A
5/7/1974	L	4-2	A
5/6/1975	W	3-2	H
5/6/1975	W	7-4	H
5/19/1976	L	12-9	A
5/4/1976	L	6-3	A
4/27/1977	L	8-7	H
4/27/1977	W	6-5	H
4/25/1978	L	4-3	A
4/25/1978	W	6-3	A
4/25/1979	W	7-3	H
4/25/1979	L	12-6	H
4/29/1980	L	1-0	A
4/29/1980	L	5-3	A
5/5/1981	W	3-2	H
5/5/1981	W	4-1	H
4/13/1982	W	4-1	A
4/13/1982	T	3-3	A
5/10/1983	L	12-11	H
5/10/1983	W	6-3	H
5/7/1985	L	4-2	H
5/7/1985	L		

YEARLY RESULTS BY OPPONENT

3/20/2011 L 11-1 A
1 NCAA Midwest Regional,
Wichita, Kan.

CAL POLY
DATE W/L SCORE SITE
3/16/1990 W 7-5 A
3/17/1990 L 11-10 A

CAL RIVERSIDE
DATE W/L SCORE SITE
3/20/1967 T 5-5 A

CAL STATE BAKERSFIELD
DATE W/L SCORE SITE
3/24/2011 L 13-2 A
3/25/2011 L 7-3 A
3/26/2011 W 10-8 A

CAL STATE FULLERTON
DATE W/L SCORE SITE
3/24/1992 L 6-4 A
5/21/1992 L 3-2 1N
5/24/1992 L 13-1 1N
6/4/1999 W 10-7 2H
6/5/1999 L 11-5 2H
6/6/1999 L 13-2 2H
1 NCAA South I Regional, Baton
Rouge, La.; 2-NCAA Super Regional

CAL STATE NORTHRIDGE
DATE W/L SCORE SITE
2/27/1994 L 12-4 1N
2/27/1994 W 6-3 1N
3/16/2018 W 2-1 (12) H
3/18/2018 W 11-6 H
3/18/2018 W 7-3 H
1 at Gainesville, Fla.

CAMPBELL
DATE W/L SCORE SITE
3/16/1996 W 9-5 1N
3/03/2017 L 2-7 A
3/04/2017 W 7-1 A
3/05/2017 W 7-6 A
5/8/2018 W 10-6 H
5/9/2018 L 13-8 H
1 at Jacksonville, Fla.

CAMP ATTERBURY
DATE W/L SCORE SITE
6/4/1943 L 3-2
6/5/1943 W 3-0

CAMP CHASE
DATE W/L SCORE SITE
10/18/1884 W 18-10 H
10/18/1884 W 16-5 H
5/30/1886 W 23-2 H

CAMP LEJEUNE
DATE W/L SCORE SITE
3/24/1953 W 7-5 A
3/26/1953 L 5-2 A

CANISIUS
DATE W/L SCORE SITE
3/29/1990 W 9-3 H
4/17/1991 W 5-1 H
4/17/1991 W 12-0 H
4/28/1993 W 10-8 H
4/28/1993 W 13-2 H
3/27/1994 W 4-2 1N
3/18/1995 W 8-7 2N
3/22/1998 W 10-2 1N
2/16/2018 W 6-4 3N
2/17/2018 L 5-4 3N
1 at Ft. Myers, Fla.; 2 at Lakeland,
Fla.; 3 at Snowbird Classic in Port
Charlotte, Fla.

CAPITAL
DATE W/L SCORE SITE
5/21/1881 W 8-5 H

4/20/1888 L 18-10 H
4/30/1889 L 14-3 H
4/12/1890 W 16-7 H
5/3/1890 W 5-4 H
10/11/1890 W 12-1 H
11/15/1890 W 6-3 A
10/17/1891 T 23-23 H
10/31/1891 W 12-2 A
1892 L 9-6 H
4/22/1893 W 9-7 H
3/31/1894 W 8-7 A
4/7/1894 W 13-2 H
3/31/1895 L 16-15 H
4/7/1895 W 15-11 H
5/25/1895 L 11-3 1N
4/18/1896 W 23-6 H
4/15/1899 W 28-9 H
4/5/1902 W 44-2 H
4/22/1915 W 3-2 H
5/31/1915 W 13-5 A
4/26/1918 W 15-8 H
5/7/1918 W 11-4 H
4/23/1919 W 10-0 H
4/20/1921 W 17-3 H
4/15/1924 W 15-3 H
4/1/1981 W 12-9 A
4/9/1981 W 16-4 A
4/1/1982 W 11-5 A
5/11/1983 W 7-1 A
3/26/1984 W 9-4 H
1 Unknown

CAPITAL DAIRY
DATE W/L SCORE SITE
4/16/1904 L 6-3 H

CARLETON
DATE W/L SCORE SITE
4/5/1937 W 8-1 H

CASE
DATE W/L SCORE SITE
5/5/1900 L 11-8 H
5/11/1901 W 15-3 H
5/1/1903 W 7-4 H
5/7/1903 L 1-0 A
5/23/1904 W 4-1 H
6/10/1904 W 5-2 A
5/19/1905 W 7-2 H
5/28/1905 L 5-4 A
5/28/1906 L 8-5 H
1906 L 14-3 H
5/10/1907 L 8-2 A
6/8/1907 L 8-2 H
5/14/1909 W 5-4 A

CENTRAL (KY.)
DATE W/L SCORE SITE
5/30/1900 W 9-0 H

CENTRAL CONNECTICUT STATE
DATE W/L SCORE SITE
3/23/1998 W 15-8 1N
3/24/1998 W 7-3 1N
1 at Ft. Myers, Fla.

CENTRAL FLORIDA
DATE W/L SCORE SITE
3/28/1886 L 12-5 A
3/29/1886 L 7-2 A
2/8/1992 W 11-8 1N
2/21/2014 W 9-3 (13) A
1 at Orlando, Fla.

CENTRAL MICHIGAN
DATE W/L SCORE SITE
5/8/1990 L 24-22 H
3/18/2000 W 11-4 1N
3/20/2000 L 3-2 1N
4/12/2006 W 8-5 H
4/9/2008 L 4-2 H
3/8/2009 W 16-7 2N
3/3/2013 W 8-1 3N
1 at College Station, Texas; 2 at Win-

ter Haven, Fla.; 3 at Deland, Fla.

CENTRAL STATE
DATE W/L SCORE SITE
4/16/1985 W 5-4 H

CHARLESTON SOUTHERN
DATE W/L SCORE SITE
3/12/2013 W 6-3 A

CHERRY POINT
DATE W/L SCORE SITE
3/27/1953 L 11-3 A
3/27/1953 L 5-4 A
3/28/1953 L 4-3 A

CHICAGO
DATE W/L SCORE SITE
5/5/1914 W 6-1 A
4/27/1915 W 3-1 A
5/14/1915 W 9-6 H
5/6/1916 W 6-3 A
4/28/1917 W 8-6 A
6/4/1917 W 13-0 H
5/4/1921 W 20-5 A
1923 W 9-8 H
6/7/1924 W 10-2 H
6/14/1924 W 9-0 A
1926 L 5-3 H
1927 W 7-4
1927 W 5-0
5/8/1928 W 12-3 H
5/31/1928 L 6-5 A
5/4/1929 L 4-3 A
5/28/1929 W 9-3 H
5/10/1930 L 9-4 A
5/28/1930 W 14-0 H
4/23/1932 L 3-2 A
5/21/1943 W 16-2
5/22/1943 W 16-6
5/5/1944 W 14-3
5/6/1944 W 17-4

CHINESE
DATE W/L SCORE SITE
5/16/1913 L 5-3 H

CHINESE (OF HAWAII)
DATE W/L SCORE SITE
5/16/1914 W 3-2 H

CINCINNATI
DATE W/L SCORE SITE
6/13/1891 L 19-6 H
4/26/1919 W 5-4 H
6/10/1920 W 7-3 A
5/9/1921 W 10-2 H
5/18/1921 W 15-12 A
5/8/1922 W 12-10 H
1923 W 18-1 H
1923 W 7-4 H
6/12/1924 W 5-0 H
1925 W 13-2 A
1926 L 10-7 H
1927 W 10-7 H
6/1/1940 W 12-0 H
4/22/1941 W 4-3 A
4/27/1943 W 10-1
5/28/1943 W 12-5
4/30/1946 L 6-3 A
5/7/1946 L 7-6 H
4/19/1950 W 2-2 A
5/23/1950 W 11-6 H
5/8/1951 L 8-6 H
5/22/1951 W 8-4 A
4/14/1961 W 3-0 H
4/15/1961 L 7-5 H
4/15/1961 W 9-3 H
4/6/1962 W 1-0 H
4/7/1962 W 5-1 H
4/7/1962 W 12-5 H
4/20/1963 W 5-1 H
4/20/1963 W 5-1 H
4/20/1963 W 9-5 H

4/18/1964 W 6-2 H
4/9/1965 W 8-5 H
4/10/1965 W 4-1 H
4/10/1965 L 3-2 H
4/16/1966 W 2-1 H
4/16/1966 W 3-0 H
4/7/1967 T 2-2 H
4/8/1967 W 8-4 H
4/8/1967 L 2-0 H
4/12/1968 W 2-0 H
4/12/1968 W 9-0 H
4/11/1969 W 3-2 H
4/12/1969 W 7-0 H
4/12/1969 W 4-3 H
4/10/1970 W 7-2 H
4/11/1970 W 2-0 H
4/11/1970 L 5-1 H
4/9/1971 W 6-5 A
4/10/1971 L 10-9 A
4/10/1971 L 3-0 A
5/4/1974 L 6-1 A
5/4/1974 W 8-2 A
5/3/1975 W 7-5 H
5/3/1975 L 10-7 H
4/16/1976 W 7-1 A
4/16/1976 W 6-5 A
4/16/1977 W 8-0 H
4/16/1977 L 4-3 H
3/19/1978 W 5-2 1N
3/20/1978 W 13-7 1N
5/15/1978 L 5-4 A
5/15/1978 W 2-0 A
3/31/1981 W 18-3 A
4/15/1981 W 6-4 H
3/30/1982 W 12-3 A
4/20/1982 W 17-9 H
3/29/1983 W 6-5 A
5/5/1983 W 18-7 H
4/28/1984 T 6-6 A
5/2/1984 W 15-6 H
4/2/1985 W 17-11 H
4/24/1985 L 10-9 A
4/1/1986 W 5-3 A
4/30/1986 W 7-6 H
5/6/1987 L 4-3 A
5/6/1987 L 3-1 A
4/13/1988 W 5-4 A
4/13/1988 L 4-2 A
4/12/1989 W 13-9 H
4/12/1989 L 5-3 H
3/27/1990 W 9-6 H
5/11/1994 W 14-4 A
4/26/1995 W 13-7 H
5/7/1997 W 15-2 H
5/3/2001 W 14-3 H
5/7/2003 W 17-0 H
2/22/2009 W 6-5 2N
2/28/2010 L 12-4 A
2/18/2011 L 11-5 2N
4/18/2012 L 6-5 H
4/17/2013 L 5-3 A
5/13/2014 W 11-3 H
5/6/2015 W 6-0 A
4/19/2016 W 9-0 H
4/11/2017 L 1-7 H
5/15/2018 L 14-4 A
4/3/2019 L 9-5 H
1 Unknown; 2 at Tampa, Fla.

CLEMSON
DATE W/L SCORE SITE
3/26/1954 L 7-4 1N
3/27/1954 W 11-5 1N
3/25/1980 L 4-1 A
3/26/1980 L 2-0 A
3/27/1980 L 6-0 A
3/27/1980 L 8-3 A
3/27/1981 L 4-2 A
3/24/1981 W 8-7 A
3/24/1982 W 7-2 A
3/25/1982 L 7-1 A
3/23/1983 L 10-1 A
3/24/1988 L 11-4 A
3/26/1988 W 7-1 A

3/26/1988 L 4-3 A
5/30/2003 W 10-8 2N
1 Unknown; 2 NCAA Regional,
Auburn, Ala.

CLEVELAND STATE
DATE W/L SCORE SITE
4/16/1980 L 8-2 H
4/16/1980 W 12-0 H
4/2/1981 W 9-8 H
4/20/1981 W 6-0 A
4/20/1981 L 4-0 A
5/15/1982 W 6-0 A
5/15/1982 W 5-1 A
5/16/1982 W 9-7 H
5/16/1982 W 9-4 H
5/6/1983 L 7-2 H
5/6/1983 W 11-0 H
5/7/1983 W 2-1 A
5/7/1983 W 5-3 A
4/7/1984 W 3-2 H
4/7/1984 W 13-0 H
4/8/1984 W 8-7 H
4/8/1984 W 10-3 H
4/5/1985 L 3-1 H
4/5/1985 W 11-4 H
4/6/1985 W 20-9 H
4/7/1987 W 7-4 H
5/11/1988 W 6-0 A
5/10/1989 W 13-8 H
5/7/1992 W 10-2 H
3/27/1993 W 8-5 1N
3/28/1993 W 8-5 1N
4/27/1993 W 10-1 H
4/14/1994 W 21-4 H
4/26/1997 L 5-3 H
4/27/1997 W 23-6 H
5/6/1998 W 15-4 H
4/28/1999 W 12-7 H
5/9/2001 W 9-0 H
5/15/2002 W 14-0 H
5/6/2003 W 4-1 2N
5/14/2003 W 6-1 H
5/19/2004 L 7-2 H
5/4/2005 W 12-4 H
4/26/2006 L 7-5 H
1 at Tampa, Fla.; 2 at Jacobs Field,
Cleveland, Ohio

COASTAL CAROLINA
DATE W/L SCORE SITE
2/29/2004 L 8-4 1N
3/10/2012 L 4-1 A
3/11/2012 L 3-2 (12) A
3/10/2013 L 3-1 A
3/11/2013 W 3-2 A
2/27/2016 W 6-4 A
2/29/2016 L 3-2 A
3/10/2018 L 10-8 A
3/11/2018 W 7-5 A
1 at Myrtle Beach, S.C.

COLUMBIA
DATE W/L SCORE SITE
3/22/1991 W 16-2 1N
3/21/2003 W 6-3 2N
1 at Delray Beach, Fla.; 2 at Braden-
ton, Fla.

COLUMBUS
DATE W/L SCORE SITE
4/28/1895 L 10-7 H
4/20/1896 L 17-7 H
4/26/1899 L 18-1 H
4/25/1900 L 7-6 H
4/11/1903 L 13-3 H
4/6/1905 L 7-4 H

COLUMBUS AA
DATE W/L SCORE SITE
4/12/1902 L 15-5 H
4/7/1913 L 9-1 H
4/18/1918 L 8-0 H
4/18/1918 L 11-3 H

YEARLY RESULTS BY OPPONENT

4/15/1919 W 1-0 H

COLUMBUS ATHLETICS

DATE W/L SCORE SITE
4/13/1892 W 21-7 H

COLUMBUS ATHLETIC ASSOC.

DATE W/L SCORE SITE
4/6/1931 L 7-4 A

COLUMBUS COLLEGE

DATE W/L SCORE SITE
3/17/1977 W 5-7 A
3/18/1977 L 12-11 A
3/24/1978 L 8-1 A
3/25/1978 W 10-3 A

COLUMBUS GRAYS

DATE W/L SCORE SITE
5/16/1890 W 15-5 H

COLUMBUS LEAGUE

DATE W/L SCORE SITE
4/15/1892 L 12-2 H

CONNECTICUT

DATE W/L SCORE SITE
3/26/1970 L 1-0 1N
3/19/1993 W 7-3 2N
3/20/1999 L 8-6 3N
3/6/2004 W 4-3 4N
3/11/2007 W 2-1 4N
3/9/2008 W 6-4 5N
2/21/2009 W 6-4 6N
3/1/2009 W 21-14 4N
3/14/2010 L 4-5 A
2/19/2012 W 9-5 (6) 6N
3/1/2013 L 5-2 7N
2/14/2014 W 8-2 8N
1 Unknown; 2 at Lakeland, Fla.; 3 at Homestead, Fla.; 4 at Jacksonville, Fla.; 5 at West Palm Beach, Fla.; 6 at Clearwater, Fla.; 7 at Deland, Fla.; at Port Charlotte, Fla.

CONNECTICUT WESLEYAN

DATE W/L SCORE SITE
3/27/1964 L 4-2 1N
1 Unknown

CORNELL

DATE W/L SCORE SITE
5/31/1924 L 6-4 A
1925 W 4-0 H
1926 L 12-5 H
1927 L 2-1 A
5/12/1928 W 7-4 A
4/13/1929 W 4-1 H
4/27/1930 W 4-3 A
4/18/1931 W 19-3 H
3/22/1973 T 1-1 1N
3/23/1973 W 4-2 1N
3/22/1993 W 19-0 2N
3/23/2002 W 4-3 3N
3/24/2005 W 6-4 4N
3/26/2005 W 11-2 4N
3/20/2006 W 12-4 4N
3/21/2006 W 6-0 4N
1 Unknown; 2 at Lakeland, Fla.; 3 at Homestead, Fla.; 4 at Bradenton, Fla.

CREIGHTON

DATE W/L SCORE SITE
2/29/1992 L 5-4 1N
3/1/1992 L 13-2 1N
2/20/1997 W 13-8 2N
1 at Lake Charles, La.;
2 at Phoenix, Ariz.

DARTMOUTH

DATE W/L SCORE SITE
2/22/1991 W 14-7 1N
3/23/1999 W 15-3 2N

3/26/1999 W 7-2 2N
3/25/2005 W 4-1 3N
3/25/2005 W 5-3 3N
3/18/2007 W 6-3 3N
3/16/2008 W 14-9 3N
3/23/2010 W 7-6 A
1 at Phoenix, Ariz.; 2 at Homestead, Fla.; 3 at Bradenton, Fla.

DAYTON

DATE W/L SCORE SITE
4/7/1951 W 15-1 H
5/9/1951 W 11-2 A
4/1/1972 W 19-1 A
4/7/1973 W 5-1 H
4/29/1977 W 10-0 1N
2/28/1989 W 9-3 H
2/28/1989 W 16-2 H
4/18/1990 W 7-3 H
4/18/1990 L 7-4 H
4/29/1992 W 14-11 H
5/12/1993 W 17-16 H
4/27/1994 W 18-5 H
4/7/1996 W 12-4 H
4/23/1997 W 13-7 H
4/14/1998 W 10-9 H
4/27/1999 W 3-1 H
4/19/2000 L 2-1 H
4/17/2002 L 4-3 H
4/14/2004 W 4-1 H
3/21/2012 W 11-7 A
4/9/2014 L 8-5 H
4/10/2019 W 4-2 H
1 Unknown

DEAF, SCHOOL FOR THE

DATE W/L SCORE SITE
10/24/1891 W 9-6 H
5/6/1882 W 5-3 H
4/17/1898 W 17-6 H
3/29/1902 W 27-5 H

DEFIANCE

DATE W/L SCORE SITE
4/14/1982 W 6-3 H
4/21/1983 W 15-8 H
5/7/1984 W 6-3 H
5/6/1985 W 14-1 H
4/24/1986 W 17-7 H

DELAWARE

DATE W/L SCORE SITE
5/25/2001 L 5-4 1H
2/18/2017 W 15-10 2N
1 NCAA Regional; 2 Osceola, Fla.

DENISON

DATE W/L SCORE SITE
4/27/1889 T 10-10 A
5/10/1890 L 8-4 H
5/20/1891 W 6-2 H
5/31/1891 L 8-2 H
4/23/1892 W 6-5 A
5/30/1892 W 7-6 H
5/30/1893 L 17-3 A
5/12/1894 W 10-7 H
5/3/1895 W 10-5 A
5/29/1895 W 10-9 H
5/17/1899 W 13-6 H
4/28/1900 W 6-5 H
5/23/1902 L 3-2 A
5/13/1904 L 5-4 H
6/1/1904 W 4-1 A
5/3/1905 L 7-0 H
5/20/1905 L 4-0 H
5/22/1909 L 4-3 A
4/22/1911 W 14-0 H
4/29/1911 W 9-1 A
5/3/1912 L 5-2 H
5/10/1912 W 2-0 A
6/11/1913 L 8-5 A
6/12/1914 W 6-0 A
6/1/1916 W 21-1 A
4/14/1917 W 16-4 H

6/7/1919 L 2-1 A
6/12/1920 W 13-0 H
6/4/1921 L 5-4 A
5/9/1922 W 8-7 H
1923 W 14-2 H
5/7/1936 W 22-4 H
4/13/1937 W 6-3 H
5/30/1944 W 11-2 H
5/30/1944 W 8-0 H
4/27/1982 W 12-2 H
4/21/1994 W 13-8 H
3/29/1995 W 12-0 H

DEPAUL

DATE W/L SCORE SITE
1923 L 11-9 H

DEPAUW

Date W/L Score Site
5/29/1897 W 9-3 H
4/24/1903 W 7-6 H
4/26/1905 W 8-1 A
4/28/1905 L 3-1 A

DETROIT

DATE W/L SCORE SITE
5/29/1965 W 10-7 1N
5/10/1977 W 7-5 2N
5/1/1979 L 4-0 2N
3/9/2001 W 11-1 H
3/10/2001 W 13-0 H
3/10/2001 W 5-4 H
3/16/2002 L 6-4 H
3/16/2002 W 10-0 H
3/17/2002 W 7-2 H
3/16/2003 W 5-3 H
3/16/2003 W 7-0 H
5/5/2004 W 9-4 H
1 NCAA Districts, Athens, Ohio;
2 Unknown

DETROIT WEST LEAGUE

DATE W/L SCORE SITE
4/7/1896 L 14-12 H

DREXEL

DATE W/L SCORE SITE
3/21/1999 W 15-3 1N
3/25/1999 W 10-4 1N
1 at Homestead, Fla.

DUKE

DATE W/L SCORE SITE
3/25/1958 W 6-3 1N
3/26/1958 W 3-1 1N
1/30/1998 L 8-7 2N
2/26/2016 L 8-1 3N
1 Unknown; 2 at Orlando, Fla.; 3 at Myrtle Beach, S.C.

DUQUESNE

DATE W/L SCORE SITE
3/28/1996 W 11-6 H
3/16/1997 W 1-0 H
3/16/1997 W 3-2 H
3/5/2010 W 9-8 A

EAST HIGH

DATE W/L SCORE SITE
4/10/1903 L 5-1 H
4/8/1905 W 7-3 H

EAST CAROLINA

DATE W/L SCORE SITE
5/26/1991 W 6-5 1N
5/29/1993 W 6-2 2N
3/5/1999 W 10-7 3N
3/2/2014 L 3-2 4N
1 NCAA Midwest Regional, Wichita, Kan.; 2 NCAA Atlantic Regional, Atlanta, Ga.; 3 at Coral Gables, Fla.; 4 Greenville, N.C.

EASTERN CONNECTICUT STATE

DATE W/L SCORE SITE
3/27/1991 W 18-12 1N
1 at Delray Beach, Fla.

EASTERN ILLINOIS

DATE W/L SCORE SITE
3/16/1991 W 9-1 H
3/17/1991 W 3-1 H
3/19/2010 W 7-6 A

EASTERN KENTUCKY

DATE W/L SCORE SITE
3/30/1973 W 2-1 A
3/30/1973 L 5-2 A
3/31/1973 W 5-2 A
3/31/1973 W 9-0 A
3/30/1974 W 3-2 H
4/15/1975 L 5-4 A
4/15/1975 W 12-1 A
3/5/1988 W 5-3 A
3/5/1988 L 6-5 A
3/6/1988 W 7-4 A
3/6/1988 L 12-4 A

EASTERN MICHIGAN

DATE W/L SCORE SITE
4/15/92 W 13-10 H
3/14/97 W 4-1 H
4/12/2000 W 9-1 H
5/2/2001 L 10-7 H
3/15/2003 W 4-2 H
3/15/2003 W 15-7 H
3/31/2004 L 2-1 H
4/27/2005 W 10-3 H
4/27/2005 W 3-2 H
5/3/2006 W 5-2 H
4/30/2008 W 15-12 H
5/12/2009 L 9-5 H
3/27/2012 W 13-4 H
4/8/2014 W 8-1 H
5/17/2016 W 2-0 H
4/12/2017 L 1-3 H
3/4/2018 L 6-1 1N
1 at Pensacola, Fla.

ECKERD

DATE W/L SCORE SITE
3/18/1973 W 7-2 A
3/17/1979 L 5-3 A

EVANSVILLE

DATE W/L SCORE SITE
3/14/2015 L 10-9 H
3/15/2015 W 4-3 H
3/15/2015 W 12-2 H

FAIRFIELD

DATE W/L SCORE SITE
3/11/2000 W 13-6 1N
3/8/2020 W 8-3 2N
1 at Rock Hill, S.C.; at DeLand, Fla.

FARLEIGH DICKINSON

DATE W/L SCORE SITE
3/21/1998 W 11-1 1N
3/20/2001 W 14-2 2N
3/21/2001 W 10-2 2N
3/22/2001 W 10-0 2N
3/7/2010 W 15-8 A
1 at Ft. Myers, Fla.; 2 at Bradenton, Fla.

FEDERAL GLASS

DATE W/L SCORE SITE
4/8/1933 W 3-1 H
4/12/1933 W 10-3 H
5/23/1934 L 13-12 H
4/4/1935 W 11-2 H

FLORIDA

DATE W/L SCORE SITE
3/18/1972 L 8-7 A
3/19/1972 L 5-1 A

3/23/1979 L 10-3 A
3/25/1986 L 18-6 A
3/26/1986 L 5-0 A
2/25/1994 W 3-2 A
2/25/2006 L 10-3 A

FLORIDA A&M

DATE W/L SCORE SITE
2/20/2010 W 16-1 A

FLORIDA ATLANTIC

DATE W/L SCORE SITE
3/25/1991 W 6-3 A
3/26/1991 W 7-3 A
3/24/2004 L 6-4 A
3/25/2004 L 7-6 A
2/20/2015 W 8-2 A
2/21/2015 L 7-0 A
2/22/2015 L 2-1 A
5/10/2016 H
5/11/2016 W 10-2 H

FLORIDA GULF COAST

DATE W/L SCORE SITE
3/10/2017 L 9-10 A
3/11/2017 L 1-13 A
3/12/2017 W 5-4 A
2/18/2019 W 2-0 A

FLORIDA INTERNATIONAL

DATE W/L SCORE SITE
3/22/2000 W 2-0 1N
3/26/2002 L 7-6 1N
1 at Homestead, Fla.

FLORIDA SOUTHERN

DATE W/L SCORE SITE
3/16/1979 L 4-0 A
3/16/1979 L 6-5 A
3/21/1986 L 6-0 A
3/21/1987 L 21-5 A
3/22/1987 L 7-1 A
3/23/1993 W 12-9 A
3/22/1994 W 7-6 A

FLORIDA STATE

DATE W/L SCORE SITE
3/19/1960 W 14-7 A
6/7/1965 W 2-1 1N
3/21/1971 W 4-0 A
3/22/1971 W 9-1 A
3/18/1978 L 3-2 A
3/19/1978 L 24-13 A
3/21/1978 L 7-4 A
5/29/1982 L 8-3 2N
1/31/1998 L 6-4 3N
5/31/2009 L 37-6 4N
1 College World Series, Omaha, Neb.;
2 NCAA Central Regional, Austin, Texas; 3 at Orlando, Fla.; 4 NCAA Regional, Tallahassee, Fla.

FORDHAM

DATE W/L SCORE SITE
3/19/1993 L 9-3 1N
3/18/1994 W 16-8 1N
3/19/1994 W 15-3 1N
1 at Lakeland, Fla.

FRESNO STATE

DATE W/L SCORE SITE
3/22/2011 L 3-2 A

FURMAN

DATE W/L SCORE SITE
1927 W 8-4
3/8/1991 W 15-0 1N
3/9/1991 L 9-3 1N
3/11/2019 L 11-10 A
1 Tusculoosa, Ala.

GENEVA

DATE W/L SCORE SITE
4/19/1986 W 12-3 H
4/19/1986 W 8-1 H

YEARLY RESULTS BY OPPONENT

GEORGETOWN

DATE	W/L	SCORE	SITE
4/14/1922	W	8-1	A
5/29/1931	L	11-0	A
3/2/2007	W	7-5	1N
3/23/2018	W	13-5	H
3/24/2018	L	5-1	H
3/25/2018	W	5-4 (10)	H

1 at Clearwater, Fla.

GEORGE MASON

DATE	W/L	SCORE	SITE
2/28/2009	W	11-5	1N
2/13/2015	W	4-3	2N

1 at Jacksonville, Fla.; 2 at Port Charlotte, Fla.

GEORGE WASHINGTON

DATE	W/L	SCORE	SITE
3/28/1936	L	10-7	A
3/26/1937	W	11-6	A
3/27/1937	W	19-0	A
3/28/1941	W	10-1	A

GEORGIA

DATE	W/L	SCORE	SITE
1925	L	7-0	A
1925	L	8-3	A
1926	L	8-2	A
1926	L	8-1	A
1926	W	3-0	H
1926	L	3-1	H
1927	L	7-2	
1927	L	4-2	
3/18/1957	W	3-1	1N
3/19/1957	L	7-0	1N
3/19/1960	W	10-3	1N
3/6/1999	W	7-2	2N
3/4/2005	L	4-3	3N
5/29/2009	L	24-8	4N
5/31/2009	W	13-6	4N

1 Unknown; 2 at Coral Gables, Fla.; 3 at Greenville, N.C.; 4 NCAA Regional, Tallahassee, Fla.

GEORGIA TEACHERS

DATE	W/L	SCORE	SITE
3/27/1958	W	8-1	1N
3/28/1958	W	4-3	1N

1 Unknown

GEORGIA TECH

DATE	W/L	SCORE	SITE
1924	W	4-2	A
1924	L	6-3	A
1926	L	9-1	A
1926	L	11-4	A
1927	L	14-1	
1927	L	9-3	
3/25/1954	W	11-0	1N
3/23/1955	L	9-3	1N
3/21/1956	W	6-5	1N
3/20/1957	T	5-5	1N
3/19/1963	L	9-8	1N
3/20/1963	W	5-0	1N
3/21/1984	L	18-4	A
3/21/1984	L	14-5	A
3/21/1988	L	16-5	A
3/22/1988	L	7-5	A
3/23/1988	L	10-4	A
5/28/1993	W	7-4	2N
2/24/2012	L	12-4	A
2/25/2012	W	7-3	A
2/26/2012	L	13-4	A
5/7/2013	L	9-2	H
5/8/2013	W	3-2	H
2/22/2020	L	5-2	A
2/23/2020	L	12-2	A

1 Unknown; 2 NCAA Atlantic Regional, Atlanta, Ga.

GRAND CANYON

DATE	W/L	SCORE	SITE
3/22/1965	W	6-2	A

3/24/1965	W	5-1	A
3/19/1969	L	5-1	A

HARTFORD

DATE	W/L	SCORE	SITE
3/22/2009	W	9-8	1N

1 at Winter Haven, Fla.

HARVARD

DATE	W/L	SCORE	SITE
3/26/1994	W	11-1	1N
3/27/1999	W	4-2	2N
3/28/1999	W	12-10	2N
3/16/2001	W	4-1	3N
3/24/2001	W	1-0	3N
3/25/2001	W	7-5	3N
3/23/2002	W	5-3	2N
3/25/2002	W	9-0	2N
3/23/2007	W	5-3	3N
3/15/2008	W	9-7	3N
3/8/2013	W	11-0	4N
3/7/2020	W	13-1	5N

1 at Ft. Myers, Fla.; 2 at Homestead, Fla.; 3 at Bradenton, Fla.; 4 at Myrtle Beach, S.C.; at DeLand, Fla.

HAWAII

DATE	W/L	SCORE	SITE
3/21/2019	W	6-4	H
3/22/2019	W	6-5	H
3/23/2019	W	7-5	H
3/24/2019	L	15-3	H

HEIDELBERG

DATE	W/L	SCORE	SITE
5/5/1899	W	19-14	A

HIGH POINT

DATE	W/L	SCORE	SITE
3/9/2018	W	8-6	1N
3/10/2018	L	8-4	1N

1 at Conway, S.C.

(HIGH SCHOOL)

DATE	W/L	SCORE	SITE
5/10/1882	W	9-3	H
5/17/1882	W	23-17	H
4/23/1883	W	17-16	H

HIRAM

DATE	W/L	SCORE	SITE
5/8/1896	W	9-5	H
6/4/1896	W	11-5	H
5/31/1901	W	10-2	A

HOFSTRA

DATE	W/L	SCORE	SITE
3/18/2016	W	12-1	H
3/19/2016	W	4-2	H
3/20/2016	W	2-1	H

HOUSTON

DATE	W/L	SCORE	SITE
3/14/1952	L	10-5	A
3/15/1952	L	10-7	A
6/13/1967	L	7-6	1N
3/3/1989	L	6-4	2N
3/12/1999	L	2-1	A
3/13/1999	L	6-5	A
3/14/1999	L	19-8	A

1 College World Series, Omaha, Neb.; 2 at Lafayette, La.

ILLINOIS

DATE	W/L	SCORE	SITE
5/18/1904	W	6-5	A
6/15/1904	L	5-4	H
4/24/1915	L	6-5	A
4/25/1916	L	3-0	H
5/5/1916	L	3-0	A
4/27/1917	W	7-3	A
5/1/1917	W	1-0	H
4/27/1918	L	4-3	H
5/17/1920	W	6-5	H

5/27/1920	W	4-3	A
4/16/1921	L	3-2	H
5/7/1921	L	7-4	A
4/29/1922	L	4-3	H
5/14/1923	W	1-0	H
5/10/1924	T	6-6	H
5/21/1924	W	8-2	A
5/16/1925	L	5-4	A
5/20/1925	W	8-0	H
5/19/1926	L	7-4	A
5/8/1926	L	9-7	H
5/20/1927	L	1-0	A
5/21/1927	W	5-2	A
5/4/1928	W	9-4	H
5/5/1928	L	11-0	H
4/27/1929	L	6-2	H
5/3/1930	L	5-4	A
5/24/1930	L	12-7	H
5/19/1931	W	10-5	H
4/22/1932	L	8-5	H
5/6/1933	L	14-4	A
4/14/1934	L	7-6	A
4/13/1935	L	5-2	A
4/23/1935	W	12-6	H
4/14/1936	L	2-1	H
4/15/1936	L	5-3	H
4/23/1937	W	5-1	A
4/24/1937	L	3-1	A
4/29/1938	W	2-0	H
4/30/1938	W	2-0	H
4/20/1939	L	8-1	A
4/28/1939	L	13-4	A
4/26/1940	W	4-1	H
4/27/1940	L	17-6	H
5/16/1941	L	8-3	A
5/17/1941	W	3-2	A
5/8/1942	W	2-1	H
5/9/1942	W	8-5	H
4/30/1943	W	6-5	A
5/1/1943	L	13-0	A
4/21/1944	L	6-0	H
4/22/1944	L	7-1	H
5/4/1945	L	3-2	A
5/5/1945	L	8-2	A
4/26/1946	L	8-5	H
4/27/1946	W	8-7	H
4/19/1947	W	6-0	A
4/20/1947	L	9-1	A
5/28/1948	W	6-0	H
5/29/1948	L	6-3	H
5/20/1949	W	7-3	A
5/21/1949	L	12-7	A
5/12/1950	W	4-3	H
5/13/1950	W	12-11	H
5/17/1952	W	6-3	H
5/17/1952	L	7-1	H
5/17/1952	L	7-3	H
5/16/1953	L	2-1	A
5/8/1954	L	4-3	A
5/8/1954	W	7-1	A
5/6/1955	W	4-3	H
5/18/1956	W	16-4	A
5/18/1957	L	4-2	H
5/24/1958	L	10-5	A
5/24/1958	L	5-1	A
5/22/1959	L	3-1	H
4/29/1960	W	9-0	A
4/27/1962	L	8-0	A
5/3/1963	W	4-3	H
5/9/1964	W	11-5	A
5/9/1964	W	3-1	A
5/8/1965	W	7-5	H
5/8/1965	L	2-0	H
5/12/1967	W	3-2	H
5/12/1967	W	6-2	H
5/25/1968	W	3-2	A
5/24/1969	L	4-2	H
5/24/1969	L	4-3	H
4/24/1970	W	4-0	A
4/24/1970	W	5-2	A
4/23/1971	L	8-7	H
4/23/1971	W	3-2	H
4/22/1972	L	2-1	A
4/22/1972	L	7-1	A

4/21/1973	W	8-4	H
4/21/1973	L	9-5	H
4/19/1974	W	5-4	A
4/19/1974	L	6-1	A
4/18/1975	W	2-0	H
4/18/1975	T	10-10	H
5/23/1976	W	3-2	A
5/23/1976	W	6-0	A
5/19/1977	W	1-0	H
5/19/1977	W	5-3	H
5/20/1978	W	1-0	A
5/20/1978	W	2-1	A
5/19/1979	W	8-1	H
5/19/1979	W	11-10	H
5/18/1980	W	6-5	A
5/18/1980	W	13-8	A
5/17/1985	W	3-2	1N
4/2/1988	L	7-5	A
4/2/1988	L	7-4	A
4/3/1988	L	15-4	A
4/3/1988	W	14-6	A
4/1/1989	L	14-9	H
4/1/1989	W	13-5	H
4/2/1989	L	5-3	H
4/2/1989	W	8-0	H
5/19/1990	L	14-10	2N
4/5/1992	W	5-4	H
4/5/1992	W	11-5	H
4/6/1992	W	7-3	H
4/6/1992	W	11-2	H
5/14/1992	L	10-5	3H
4/17/1993	W	5-1	A
4/17/1993	L	3-2	A
4/18/1993	W	14-10	H
4/18/1993	W	9-3	A

YEARLY RESULTS BY OPPONENT

5/18/1917	W	7-2	H	5/9/1959	L	6-5	A	5/10/1991	W	12-1	H	5/24/2013	L	11-3	6N	4/27/1974	W	1-0	H
5/17/1918	W	2-0	A	5/21/1960	L	10-3	H	5/11/1991	W	4-0	H	3/28/2014	L	6-4	H	4/26/1975	L	9-8	A
5/24/1918	W	7-3	H	5/21/1960	W	3-2	H	5/11/1991	W	4-2	H	3/30/2014	L	8-2	H	4/26/1975	W	7-6	A
5/17/1919	L	2-1	A	5/21/1960	W	11-8	H	5/12/1991	W	7-1	H	3/30/2014	L	7-1	H	5/14/1977	W	6-0	A
5/23/1919	W	2-0	H	5/12/1961	L	2-0	A	4/11/1992	L	6-3	A	5/14/2015	L	6-4	A	5/14/1977	W	2-1	A
5/15/1920	W	7-6	A	5/13/1961	L	14-8	A	4/11/1992	L	13-3	A	5/15/2015	L	9-1	A	4/22/1978	W	7-6	H
4/29/1921	W	2-1	H	5/13/1961	L	7-6	A	4/12/1992	W	5-4	A	5/15/2015	L	6-4	A	4/22/1978	L	11-0	H
4/30/1921	W	6-3	H	5/18/1962	L	4-2	H	4/12/1992	L	3-2	A	5/21/2015	L	5-3	7N	4/21/1979	W	7-2	A
5/13/1921	W	19-10	A	5/19/1962	W	10-9	H	4/24/1993	W	3-0	H	5/18/2017	W	7-4	H	4/21/1979	L	2-1	A
5/14/1921	W	4-2	A	5/24/1963	W	4-0	A	4/24/1993	W	5-4	H	5/19/2017	L	4-8	H	4/27/1980	L	6-2	H
1923	W	8-0	H	5/25/1963	L	9-8	A	4/25/1993	W	5-4	H	5/20/2017	L	3-4	H	4/27/1980	L	9-5	H
4/19/1924	W	12-5	H	5/25/1963	W	7-1	A	4/25/1993	L	2-1	H	4/20/2018	L	4-0	H	5/19/1989	W	4-2	1N
5/12/1924	W	14-2	A	4/24/1964	L	9-1	H	5/20/1993	W	3-2	1N	4/21/2018	W	5-4	H	4/14/1990	L	5-1	A
1925	W	6-5	A	4/25/1964	L	5-4	H	5/22/1993	W	15-3	1N	4/22/2018	W	6-5 (12)	H	4/14/1990	L	3-2	A
1926	W	16-0	H	4/25/1964	W	4-3	H	4/23/1994	L	8-7	A	4/2/2021	W	3-2	H	4/15/1990	L	9-1	A
1926	W	10-6	A	4/23/1965	W	8-2	A	4/23/1994	W	9-8	A	4/3/2021	W	6-0	H	4/15/1990	W	11-4	A
1927	W	3-2		4/24/1965	W	6-5	A	4/24/1994	W	10-3	A	4/3/2021	W	5-2	H	5/17/1990	L	6-4	2A
1927	W	6-4		4/24/1965	L	1-0	A	4/24/1994	W	14-6	A	4/3/2021	W	4-3	H	5/19/1990	W	8-5	2A
4/12/1928	L	7-5	H	4/29/1966	W	7-0	H	4/1/1995	L	6-1	H	5/23/2021	W	3-1	A	4/27/1991	W	5-2	H
4/20/1928	L	10-6	A	4/28/1967	L	2-1	A	4/1/1995	W	7-5	H	5/24/2021	L	2-0	A	4/27/1991	L	8-6	H
4/4/1929	L	4-2	H	4/29/1967	L	5-0	A	4/2/1995	L	13-7	H	1 Big Ten Tournament, Battle Creek, Mich.;				4/28/1991	W	6-3	H
4/19/1929	L	7-4	A	5/10/1968	L	5-3	H	4/2/1995	W	14-7	H	2 Big Ten Tourn. Minneapolis, Minn.;				4/28/1991	W	4-2	H
5/9/1930	W	11-9	A	5/11/1969	L	6-3	A	4/6/1996	L	5-4	H	3 Big Ten Tourn., Ann Arbor, Mich.;				4/25/1992	L	2-0	A
5/17/1930	L	9-5	H	5/11/1969	L	2-0	A	4/6/1996	W	10-1	H	4 at Winter Haven, Fla.;				4/25/1992	W	4-3	A
4/24/1931	L	4-2	A	5/16/1970	W	2-0	A	4/7/1996	L	5-4	H	5 Big Ten Tournament, Columbus, Ohio;				4/26/1992	W	1-0	A
5/16/1931	W	4-1	H	5/16/1970	W	4-1	A	4/7/1996	L	8-7	H	6 Big Ten Tournament, Minneapolis, Minn.;				4/26/1992	L	7-6	A
4/30/1932	W	8-3	H	5/15/1971	L	8-7	A	4/4/1997	W	21-4	H	7 Big Ten Tournament, Minneapolis, Minn.;				4/3/1993	W	6-5	H
5/6/1932	L	5-4	A	5/15/1971	W	5-1	A	4/5/1997	L	12-8	H					4/3/1993	W	4-0	H
5/7/1932	L	7-4	A	5/20/1972	W	5-4	H	4/5/1997	W	15-11	H					4/4/1993	L	4-2	H
4/29/1933	L	11-3	H	5/20/1972	W	4-1	H	4/6/1997	W	9-8	H					4/4/1993	L	1-0	H
4/29/1933	L	10-5	H	5/19/1973	W	5-2	A	5/1/1998	W	13-4	A					3/23/1996	L	5-2	H
4/20/1934	L	5-4	A	5/19/1973	W	8-7	A	5/2/1998	L	2-0	A					3/23/1996	L	8-5	H
4/21/1934	W	6-4	A	5/15/1974	W	2-1	H	5/2/1998	L	5-3	A					3/24/1996	W	7-2	H
5/30/1934	W	5-4	H	5/15/1974	L	11-4	H	5/3/1998	W	23-15	A					3/24/1996	W	12-3	H
5/30/1934	L	11-8	H	5/17/1975	L	3-0	A	5/4/1999	W	10-2	H					3/21/1997	W	15-10	H
4/26/1935	W	11-2	A	5/17/1975	W	12-9	A	5/15/1999	W	7-3	H					3/22/1997	W	2-1	H
4/27/1935	W	8-2	A	5/1/1976	L	4-2	H	5/15/1999	W	7-0	H					3/22/1997	L	8-1	H
5/30/1935	W	6-2	H	5/1/1976	W	4-3	H	5/16/1999	L	8-4	H					3/23/1997	W	9-2	H
5/30/1935	W	13-0	H	4/30/1977	W	8-0	A	4/21/2000	W	13-5	H					3/31/2000	W	2-1	H
4/24/1936	L	9-4	A	4/30/1977	W	2-0	A	4/22/2000	L	9-4	H					4/1/2000	L	4-2	H
4/25/1936	L	5-4	A	4/29/1978	W	8-0	H	4/22/2000	W	4-3	H					4/1/2000	L	10-4	H
5/28/1937	L	13-2	H	4/29/1978	W	7-5	H	4/23/2000	W	9-3	H					4/2/2000	W	11-1	H
5/29/1937	W	4-3	H	4/28/1979	W	10-4	A	5/5/2001	W	10-1	A					3/30/2001	W	7-4	A
4/22/1938	W	5-4	H	4/28/1979	W	7-6	A	5/6/2001	L	10-8	A					3/31/2001	W	8-1	A
4/23/1938	L	7-5	H	4/18/1980	W	3-0	H	5/6/2001	L	5-4	A					4/1/2001	W	6-5	A
5/19/1939	L	11-2	A	4/18/1980	W	5-1	H	4/19/2002	W	14-11	A					4/1/2001	L	7-1	A
5/20/1939	L	13-2	A	5/7/1981	W	8-4	H	4/20/2002	L	5-4	A					4/12/2002	W	7-1	A
5/9/1941	L	9-2	A	5/7/1981	W	3-2	H	4/20/2002	W	3-2	A					4/13/2002	W	2-1	A
5/10/1941	W	6-3	A	5/8/1981	W	5-4	H	5/23/2002	W	11-10	2N					4/13/2002	L	5-4	A
1942	W	5-4	H	5/8/1981	L	7-5	H	4/19/2003	W	9-3	H					4/14/2002	W	11-1	A
1942	W	6-1	H	4/17/1982	W	11-6	A	4/20/2003	W	13-12	H					4/11/2003	W	4-1	H
6/2/1944	W	6-1		4/17/1982	W	4-3	A	4/20/2003	L	13-2	H					4/12/2003	W	6-1	H
6/3/1944	W	8-7		4/18/1982	W	8-4	A	4/20/2003	L	6-3	H					4/12/2003	W	9-5	H
6/1/1945	L	4-6	H	4/18/1982	W	12-5	A	5/1/2004	W	11-6	A					4/13/2003	W	11-10	H
5/24/1946	L	3-1	H	5/14/1983	L	7-5	H	5/2/2004	W	9-3	A					3/31/2006	W	12-5	A
5/25/1946	L	5-1	H	5/14/1983	L	14-3	H	5/2/2004	W	8-3	A					4/1/2006	L	7-1	A
5/23/1947	W	5-1	A	5/12/1984	W	5-3	A	5/3/2004	W	8-0	A					4/1/2006	W	6-4	A
5/24/1947	W	6-2	A	5/12/1984	L	3-2	A	4/29/2005	L	10-1	H					4/2/2006	W	15-1	A
5/7/1948	W	7-1	H	5/14/1984	W	6-3	A	4/30/2005	W	3-0	H					3/30/2007	W	12-7	H
5/8/1948	L	7-6	H	5/14/1984	L	12-0	A	4/30/2005	W	7-3	H					3/31/2007	W	6-2	H
4/29/1949	L	16-14	A	5/11/1985	W	3-1	H	5/1/2005	W	10-8	H					3/31/2007	L	8-0	H
4/30/1949	L	10-9	A	5/11/1985	W	9-8	H	4/21/2006	W	4-3	A					4/1/2007	W	16-7	H
5/5/1950	L	5-4	A	5/12/1985	L	9-8	H	4/22/2006	L	5-3	A					5/15/2008	L	4-3	A
5/6/1950	W	9-5	A	5/12/1985	L	6-3	H	4/22/2006	W	11-4	A					5/16/2008	W	12-2	A
5/12/1951	W	6-5	H	4/12/1986	L	1-0	A	4/23/2006	W	8-6	A					5/16/2008	L	7-4	A
5/12/1951	W	5-2	H	4/12/1986	L	3-1	A	4/20/2007	W	6-4	H					5/17/2008	W	9-7	A
5/2/1952	W	6-1	H	4/13/1986	L	5-4	A	4/21/2007	W	4-3	H					5/14/2009	W	13-4	H
5/2/1953	W	12-8	A	4/13/1986	W	6-4	A	4/21/2007	W	9-8	H					5/15/2009	W	5-4	H
5/3/1953	W	10-4	A	5/9/1987	W	18-5	H	4/22/2007	W	11-3	H					5/15/2009	W	8-6	H
4/23/1954	W	8-0	H	5/9/1987	W	16-6	H	5/22/2008	L	10-8	3N					5/14/2010	L	7-5	A
4/24/1954	W	2-0	H	5/10/1987	L	14-10	H	3/20/2009	W	2-0	4N					5/15/2010	L	4-3	A
4/24/1954	W	5-0	H	5/10/1987	L	6-4	H	5/22/2009	L	13-3	5N					5/16/2010	W	11-6	A
4/22/1955	L	3-1	A	4/23/1988	W	10-6	A	4/9/2010	W	7-1	H					5/13/2011	L	7-0	H
5/4/1956	W	7-1	H	4/23/1988	L	11-2	A	4/10/2010	L	6-4	H					5/14/2011	L	9-8	H
5/5/1956	W	7-2	H	4/24/1988	L	7-6	A	4/11/2010	W	10-8	H					5/15/2011	W	10-4	H
5/5/1956	W	4-1	H	4/24/1988	W	7-3	A	4/8/2011	W	6-1	A					5/3/2014	W	9-4	H
5/3/1957	L	6-3	A	4/22/1989	W	4-3	H	4/9/2011	L	5-3	A					5/4/2014	L	17-2	H
5/4/1957	W	6-2	A	4/22/1989	W	8-3	H	4/10/2011	L	10-9	A					5/5/2014	W	3-21	H
5/4/1957	W	2-1	A	4/23/1989	W	2-0	H	5/17/2012	L	10-8	A					5/20/2015	L	3-2	3N
5/9/1958	W	3-1	H	4/23/1989	W	5-1	H	5/18/2012	L	5-0	A					5/6/2016	W	6-0	H
5/10/1958	W	6-2	H	4/27/1990	L	8-7	A	5/19/2012	L	4-2	A					5/7/2016	L	12-0	H
5/10/1958	L	4-2	H	4/27/1990	W														

YEARLY RESULTS BY OPPONENT

5/13/2017	W	12-7	A
5/14/2017	L	10-11	A
4/7/2018	W	2-1	A
4/7/2018	L	9-5	A
4/8/2018	L	2-1	A
5/24/2018	W	2-0	4N
4/26/2019	L	4-2	H
4/27/2019	L	11-4	H
4/28/2019	W	5-1	H
3/12/2021	L	4-0	5N
3/12/2021	W	7-4	5N
3/26/2021	W	8-2	H
3/27/2021	L	5-1	H

1 Big Ten Tournament, Ann Arbor, Mich.; 2 Big Ten Tournament, Iowa City, Iowa; 3 Big Ten Tournament, Minneapolis, Minn.; 4 Big Ten Tournament, Omaha, Neb.; 5 at Minneapolis, Minn.

IOWA STATE

DATE	W/L	SCORE	SITE
3/1/1998	W	10-3	1N

1 at Lake Charles, La.

IUPUI

DATE	W/L	SCORE	SITE
4/27/1996	W	11-0	H
4/27/1996	W	13-3	H
4/28/1996	W	17-0	H
4/25/1997	L	9-8	H
4/26/1997	W	11-0	H

JACKSONVILLE

DATE	W/L	SCORE	SITE
3/22/1958	W	8-1	A
3/22/1958	W	10-0	A
3/17/1962	W	1-0	A
3/17/1962	L	4-1	A
5/28/1994	L	6-5	1N
3/19/1996	W	13-4	A
3/2/2001	W	10-9	A
3/4/2006	L	4-3	A

1 NCAA Atlantic I Regional, Tallahassee, Fla.

JACKSONVILLE STATE

DATE	W/L	SCORE	SITE
3/24/1985	W	6-4	A
3/25/1985	W	11-5	A
3/18/2007	W	8-3	1N

1 Bradenton, Fla.

JAMES MADISON

DATE	W/L	SCORE	SITE
2/23/2007	W	8-6	1N

1 at Tampa, Fla.

JEFFREY MANUFACTURING

DATE	W/L	SCORE	SITE
4/28/1906	W	9-8	H
4/6/1907	L	7-4	H

KANSAS

DATE	W/L	SCORE	SITE
5/27/1994	L	20-6	1N
2/25/1996	W	17-7	2N
3/21/2008	W	16-5	3N

1 NCAA Atlantic I Regional, Tallahassee, Fla.; 2 at Lake Charles, La.; 3 Bradenton, Fla.

KANSAS STATE

DATE	W/L	SCORE	SITE
3/24/2000	W	8-4	1N
2/14/2004	L	12-6	2N
2/24/2007	L	4-5	3N
2/24/2007	L	2-5	3N
2/17/2017	W	6-3	4N
2/19/2017	L	2-3	4N

1 at Homestead, Fla.; 2 at Houston, Texas; 3 at Tampa, Fla.; 4 at Osceola, Fla.

KENT STATE

DATE	W/L	SCORE	SITE
4/5/1958	W	8-6	H
4/5/1958	W	3-0	H
4/4/1959	W	11-0	H
4/4/1959	W	5-2	H
4/1/1960	W	7-4	H
4/2/1960	W	5-1	H
4/2/1960	L	6-5	H
3/29/1963	W	5-3	H
3/30/1963	W	3-0	H
3/30/1963	W	4-3	H
5/3/1966	W	13-1	A
4/1/1967	L	4-3	H
4/1/1967	L	2-0	H
5/2/1972	L	10-4	H
5/1/1973	W	14-2	A
5/1/1973	W	3-1	A
5/1/1974	W	9-3	A
5/1/1974	L	3-1	A
4/29/1975	L	8-7	H
4/29/1975	W	8-3	H
5/12/1976	W	5-2	A
5/12/1976	W	6-4	A
5/2/1978	L	5-3	A
5/2/1978	W	13-5	A
5/8/1979	W	8-6	H
5/8/1979	W	8-4	H
4/22/1980	L	10-9	A
3/26/1980	W	9-3	A
4/22/1981	W	5-2	H
4/22/1981	W	9-4	H
5/12/1982	W	5-2	A
5/12/1982	W	8-4	A
4/20/1983	W	17-4	H
4/20/1983	W	11-8	H
4/23/1985	W	25-19	H
4/23/1985	W	8-6	H
4/22/1987	L	12-3	A
4/22/1987	L	4-3	A
5/4/1988	W	9-0	H
5/4/1988	L	5-3	H
5/3/1989	W	6-1	H
5/3/1989	L	12-3	H
4/24/1990	W	7-4	H
3/9/1996	W	5-2	1N
5/26/2001	L	9-8	2H
6/1/2002	W	12-8	3N
2/28/2004	W	5-3	4N
4/15/2009	L	8-7	H
4/5/2016	L	8-3	A
4/5/2017	W	9-8 (7)	H

1 at Montgomery, Ala.; 2 NCAA Regional, Columbus, Ohio; 3 NCAA Regional, South Bend, Ind.; 4 at Myrtle Beach, S.C.

KENTUCKY

DATE	W/L	SCORE	SITE
3/23/1928	L	14-2	A
3/24/1928	W	12-4	A
4/4/1930	L	8-6	A
4/5/1930	W	7-6	A
4/14/1930	W	5-0	H
4/15/1930	W	10-4	H
4/5/1940	W	9-1	A
4/6/1940	W	10-4	A
5/12/1941	W	4-3	H
5/13/1941	L	6-2	H
1942	W	9-5	H
2/26/1999	W	9-6	1N

1 at Montgomery, Ala.

KENTUCKY STATE

DATE	W/L	SCORE	SITE
4/21/1916	W	16-4	A
4/22/1916	W	9-4	A
5/15/1922	L	10-6	A

KENYON

DATE	W/L	SCORE	SITE
4/21/1890	W	14-2	H
1890	W	11-4	A
4/30/1891	W	7-0	H

5/21/1891	L	8-7	A
4/28/1892	W	7-5	H
6/9/1892	W	1-0	A
6/6/1893	W	18-7	H
6/11/1893	W	10-5	A
4/24/1895	W	10-3	H
5/30/1895	W	17-9	A
5/23/1896	W	14-1	A
4/29/1899	W	8-1	H
5/12/1900	W	12-4	H
5/25/1901	W	9-6	H
4/26/1902	L	9-4	H
5/24/1902	W	6-3	H
5/2/1903	T	2-2	A
5/15/1903	W	17-3	H
4/23/1904	W	3-1	A
6/4/1904	W	7-3	H
5/13/1905	W	4-3	H
6/10/1905	W	15-2	H
5/19/1906	W	10-7	A
1906	W	6-0	H
4/28/1909	W	5-4	H

KENYON MILITARY

DATE	W/L	SCORE	SITE
1888	L	11-2	H

LAFAYETTE

DATE	W/L	SCORE	SITE
3/26/1972	L	10-1	1N
3/25/2002	W	8-4	2N

1 Unknown; 2 at Homestead, Fla.

LAMAR

DATE	W/L	SCORE	SITE
2/28/2003	W	5-3	A

LAS VEGAS

DATE	W/L	SCORE	SITE
4/10/2015	W	6-5	H
4/11/2015	L	3-2	H
4/12/2015	L	7-4	H

LEHIGH

DATE	W/L	SCORE	SITE
3/10/2006	W	17-10	1N
3/10/2006	W	13-6	1N
3/4/2007	W	7-2	1N
3/4/2017	W	7-3	2N

1 at Clearwater, Fla.; 2 Port Charlotte, Fla.

LE MOYNE

DATE	W/L	SCORE	SITE
6/2/2007	W	6-5	1N

1 NCAA Regional, College Station, Tex.

LENOIR-RHYNE

DATE	W/L	SCORE	SITE
3/20/1981	W	8-2	A
3/20/1981	W	16-9	A
3/19/1982	W	12-0	A
3/20/1982	W	6-1	A

LEWIS AND CLARK STATE

DATE	W/L	SCORE	SITE
3/6/1998	W	11-8	1N

1 at Las Vegas, Nev.

LIBERTY

DATE	W/L	SCORE	SITE
3/15/1996	W	13-6	1N
3/20/1999	W	9-1	2N
2/28/2016	W	5-4	3N

1 at Jacksonville, Fla.; 2 at Homestead, Fla.; 3 at Myrtle Beach, S.C.

LIPSCOMB

DATE	W/L	SCORE	SITE
3/15/2019	W	14-3	H
3/16/2019	L	9-3	H
3/17/2019	W	7-6	H
2/28/2020	W	11-6	A

2/29/2020	L	5-4	A
3/1/2020	L	4-2	A

LOCKBOURNE

DATE	W/L	SCORE	SITE
4/18/1944	W	4-3	
4/30/1944	L	8-6	
5/19/1944	W	6-1	
4/10/1945	L	12-10	A
5/21/1945	W	3-2	H

LONDON

DATE	W/L	SCORE	SITE
4/21/1922	L	5-4	H

LONG BEACH STATE

DATE	W/L	SCORE	SITE
3/21/1992	L	5-2	A
3/23/1992	W	3-2	A
3/1/1996	W	2-1	A
3/2/1996	L	10-8	A
3/2/1996	L	6-2	A
3/3/1996	W	8-1	A

LOS ANGELES STATE

DATE	W/L	SCORE	SITE
3/17/1967	W	4-3	A
3/18/1967	L	9-3	A

LOUISIANA-LAFAYETTE

DATE	W/L	SCORE	SITE
3/3/1989	L	8-1	A
2/25/2001	W	10-3	A
3/7/2003	W	7-3	A
6/1/2007	L	5-4	1N

1 NCAA Regional, College Station, Tex.

LOUISIANA STATE

DATE	W/L	SCORE	SITE
3/23/1976	L	8-6	A
3/23/1976	W	4-3	A
5/22/1992	W	5-0	1A

1 NCAA South I Regional, Baton Rouge, La.

LOUISIANA TECH

DATE	W/L	SCORE	SITE
2/29/1992	L	6-5	1N
2/24/1996	W	10-3	1N
2/28/1998	L	9-7	1N
3/1/2008	W	7-4	2N

1 at Lake Charles, La.;

2 at College Station, Tex.

LOUISVILLE

DATE	W/L	SCORE	SITE
2/27/1988	L	4-2	A
2/27/1988	W	16-2	A
2/28/1988	W	14-1	A
3/15/1992	W	12-1	1N
4/16/2008	L	13-12	H
5/5/2009	L	21-5	A
5/6/2009	L	12-7	A
5/4/2010	L	6-0	H
5/5/2010	L	10-8	H
2/19/2011	L	2-0	2N
3/20/2012	L	20-0	A
5/14/2013	L	6-3	H
4/30/2014	L	7-3	A
4/14/2015	W	2-0	H
6/4/2016	L	15-3	3N

1 at Louisville, Ky.; 2 at St. Petersburg, Fla.; 3 at NCAA Baseball Championship, Louisville, Ky.

MADONNA

DATE	W/L	SCORE	SITE
4/7/1993	W	11-10	H

MAINE

DATE	W/L	SCORE	SITE
3/8/2008	L	8-7	1N
3/7/2009			

YEARLY RESULTS BY OPPONENT

5/1/1928	W	12-5	H	5/10/1974	W	2-1	A	5/7/1999	W	34-4	A	3/15/1974	W	3-2	1N	4/19/1991	L	15-6	A
5/31/1929	W	5-2	A	5/9/1975	L	1-0	H	5/8/1999	W	11-1	A	2/25/2005	W	8-4	2N	4/20/1991	L	7-6	A
5/18/1934	W	6-4	A	5/9/1975	W	1-0	H	5/8/1999	L	10-5	A	1 Unknown; 2 at Dothan, Ala.				4/20/1991	L	12-5	A
5/19/1934	L	14-3	A	5/9/1976	L	4-2	A	5/9/1999	W	11-4	A					4/21/1991	W	6-0	A
5/17/1935	W	8-7	A	5/9/1976	L	4-3	A	5/12/2000	L	8-3	H	MINNESOTA				5/17/1991	W	15-5	5H
5/18/1935	W	5-2	A	5/8/1977	W	5-2	H	5/13/2000	W	2-1	H	DATE	W/L	SCORE	SITE	5/18/1991	W	3-2	5H
5/22/1936	L	6-5	A	5/8/1977	L	8-4	H	5/13/2000	L	6-5	H	6/14/1923	W	3-2	H	3/27/1992	L	9-6	H
5/23/1936	W	9-6	A	5/6/1978	W	7-3	A	5/14/2000	W	7-3	H	6/15/1923	W	11-4	H	3/28/1992	W	15-7	H
5/14/1937	W	9-0	H	5/6/1978	L	6-5	A	4/13/2001	W	10-9	A	5/23/1924	L	7-2	H	3/28/1992	W	5-4	H
5/15/1937	L	12-2	H	5/4/1979	W	5-0	H	4/14/2001	L	14-3	A	5/24/1924	W	11-2	H	3/29/1992	W	12-6	H
6/3/1938	L	2-0	A	5/11/1980	L	12-4	A	4/14/2001	W	4-0	A	6/5/1925	W	6-5	A	5/7/1993	W	3-2	A
6/4/1938	W	7-2	A	5/11/1980	W	9-3	A	4/15/2001	W	13-3	A	6/6/1925	W	9-2	A	5/8/1993	W	6-1	A
6/8/1940	W	4-3	A	5/2/1981	W	6-0	A	5/10/2002	L	12-5	4N	4/29/1927	L	3-1	H	5/9/1993	L	4-3	A
6/8/1940	W	7-3	A	5/2/1981	W	11-5	A	5/11/2002	W	6-4	4N	4/30/1927	T	6-6	H	5/9/1993	L	4-3	A
4/12/1941	W	5-4	H	5/3/1981	L	8-6	A	5/9/2003	W	3-2	H	5/18/1928	W	11-0	A	5/21/1993	L	11-2	6N
4/12/1941	L	5-3	H	5/3/1981	L	7-6	A	5/10/2003	W	2-1	H	5/19/1928	W	9-3	A	5/22/1993	W	7-6	6N
4/17/1942	W	5-3	A	5/8/1982	W	12-5	H	5/10/2003	W	6-5	H	4/22/1929	W	7-1	H	3/6/1994	L	14-2	A
4/18/1942	W	3-2	A	5/8/1982	L	7-3	H	5/11/2003	W	11-8	H	4/23/1929	W	6-5	H	5/20/1994	W	6-5	6N
4/23/1943	W	3-0		5/9/1982	W	7-1	H	4/16/2004	L	10-7	A	5/26/1939	L	2-1	A	5/21/1995	W	19-13	5H
4/24/1943	L	10-6		5/9/1982	W	3-2	H	4/17/2004	W	8-7	A	5/27/1939	L	8-4	A	5/21/1995	W	11-6	5H
5/11/1945	W	2-1	H	4/16/1983	L	4-0	A	4/17/2004	W	19-2	A	5/27/1949	W	17-3	A	4/19/1996	L	7-5	A
5/12/1945	L	3-0	H	4/16/1983	W	3-1	A	4/18/2004	W	12-10	A	5/28/1949	W	8-7	A	4/20/1996	W	4-1	A
5/30/1946	L	4-3	A	4/14/1984	W	4-3	H	5/28/2004	W	8-3	5N	4/14/1950	L	5-2	H	4/20/1996	W	10-6	A
5/30/1946	L	7-3	A	4/14/1984	L	8-7	H	4/15/2005	L	2-0	H	4/15/1950	W	15-6	H	4/21/1996	L	2-0	A
6/6/1947	W	2-1	A	4/15/1984	W	15-8	H	4/16/2005	L	12-3	H	4/20/1951	W	10-9	H	4/18/1997	W	11-10	H
4/9/1948	W	12-11	H	4/15/1984	W	8-6	H	4/16/2005	L	8-1	H	4/21/1951	W	7-0	H	4/19/1997	W	7-6	H
4/10/1948	W	4-3	H	4/27/1985	W	2-0	A	4/17/2005	W	8-7	H	5/24/1952	W	1-0	H	4/19/1997	L	3-2	H
5/6/1949	L	5-4	A	4/27/1985	W	3-1	A	5/5/2006	W	16-2	A	5/24/1952	W	5-0	H	4/20/1997	L	13-3	H
5/7/1949	L	14-0	A	4/28/1985	L	5-3	A	5/6/2006	W	12-3	A	5/22/1953	W	7-4	A	5/14/1998	L	10-3	7N
4/28/1950	W	4-1	H	4/28/1985	W	5-1	A	5/6/2006	W	6-4	A	5/15/1954	W	3-1	H	2/28/1999	L	16-12	8N
4/29/1950	L	6-3	H	4/25/1986	L	7-2	H	5/7/2006	L	5-2	A	5/15/1954	W	4-1	H	5/21/1999	L	10-1	5H
6/1/1951	W	8-0	A	4/25/1986	L	6-5	H	5/4/2007	W	8-4	H	5/13/1955	W	4-3	A	4/7/2000	W	6-3	A
6/2/1951	W	9-8	A	4/27/1986	W	5-4	H	5/5/2007	L	5-1	H	5/25/1956	W	4-2	H	4/8/2000	W	7-3	A
4/25/1952	W	4-1	A	4/27/1986	W	7-6	H	5/5/2007	L	6-4	H	4/26/1958	W	4-2	H	4/8/2000	L	13-5	A
4/25/1953	W	4-1	H	4/25/1987	W	6-0	A	5/6/2007	L	7-5	H	4/26/1958	L	5-4	H	4/9/2000	L	7-1	A
4/25/1953	W	2-1	H	4/25/1987	W	5-3	A	4/11/2008	W	4-3	A	4/24/1959	L	9-0	A	4/27/2001	W	7-2	H
5/22/1954	L	6-4	A	4/26/1987	L	5-2	A	4/13/2008	W	5-4	A	5/6/1960	L	8-6	H	4/28/2001	W	4-3	H
5/22/1954	L	6-5	A	4/26/1987	L	7-4	A	4/13/2008	L	1-0	A	4/29/1961	L	13-10	A	4/28/2001	W	5-3	H
5/20/1955	W	5-1	H	5/14/1988	L	4-3	H	4/10/2009	W	6-1	H	4/29/1961	L	4-3	A	4/29/2001	W	5-1	H
4/28/1956	W	8-7	A	5/14/1988	W	3-2	H	4/11/2009	W	5-3	H	5/4/1962	W	12-11	H	5/20/2001	L	6-5	5H
4/27/1957	W	6-2	H	5/15/1988	L	18-10	H	4/12/2009	W	6-1	H	5/10/1963	L	11-9	A	5/18/2002	W	13-3	H
4/27/1957	W	2-1	H	5/15/1988	L	8-7	H	4/16/2010	W	10-1	A	5/16/1964	W	4-3	H	5/18/2002	L	4-0	H
5/3/1958	L	14-0	A	5/13/1989	W	4-3	A	4/17/2010	W	4-3	A	5/16/1964	W	3-2	H	5/19/2002	W	9-2	H
5/3/1958	L	7-1	A	5/13/1989	W	5-3	A	4/18/2010	L	14-7	A	5/21/1966	W	6-4	H	5/19/2002	L	8-5	H
5/1/1959	L	5-3	H	5/14/1989	W	3-1	A	4/15/2011	L	5-4	H	5/19/1967	L	7-0	A	5/25/2002	W	6-3	9A
5/13/1960	L	4-2	A	5/14/1989	W	6-2	A	4/16/2011	W	9-8	H	5/19/1967	W	12-9	A	5/16/2003	L	9-2	A
5/6/1961	W	7-6	H	5/5/1990	W	4-3	H	4/17/2011	W	10-5	H	4/27/1968	L	5-3	H	5/17/2003	L	5-2	A
5/6/1961	L	9-3	H	5/6/1990	W	3-2	H	3/31/2012	W	1-0	A	4/27/1968	W	5-0	H	5/17/2003	W	5-1	A
5/11/1962	W	6-3	A	5/6/1990	W	9-0	H	4/1/2012	L	2-1	A	4/25/1969	L	6-1	A	5/18/2003	L	5-4	A
5/17/1963	W	5-2	H	5/7/1990	W	8-1	H	4/2/2012	L	10-5	A	4/25/1969	L	8-6	A	5/24/2003	L	5-4	9A
5/23/1964	W	8-7	A	5/4/1991	L	3-2	A	5/25/2012	L	6-2	2N	5/1/1970	W	11-10	H	5/25/2003	W	10-8	9A
5/23/1964	L	3-1	A	5/4/1991	L	4-3	A	3/29/2013	L	8-7	H	5/1/1970	W	7-6	H	5/25/2003	W	17-10	9A
5/22/1965	W	13-10	H	5/5/1991	W	7-3	A	3/30/2013	W	8-3	H	4/30/1971	L	5-4	A	5/21/2004	L	13-1	A
5/22/1965	W	2-0	H	5/6/1991	W	3-1	A	3/31/2013	L	7-2	H	4/30/1971	L	12-3	A	5/22/2004	W	10-6	A
3/21/1966	L	3-0	1N	5/9/1992	W	1-0	H	3/21/2014	L	7-6	H	4/15/1972	L	3-1	H	5/22/2004	L	7-2	A
3/22/1966	W	7-3	1N	5/9/1992	W	3-2	H	3/22/2014	W	6-2	H	4/15/1972	W	11-5	H	5/29/2004	W	3-2	9A
4/22/1966	W	2-0	A	5/10/1992	W	4-3	H	3/23/2014	W	1-0	H	4/28/1973	L	7-2	A	5/30/2004	L	7-3	9A
4/14/1967	W	10-9	H	5/10/1992	W	7-5	H	3/20/2015	L	3-2	H	4/28/1973	L	12-0	A	5/20/2005	L	9-3	H
4/14/1967	W	3-2	H	5/15/1992	L	10-7	2H	3/21/2015	W	6-4	H	4/26/1974	L	10-0	H	5/21/2005	W	2-1	H
1968	L	9-4	1N	4/10/1993	L	5-4	A	3/22/2015	W	3-0	H	4/26/1974	L	8-2	H	5/21/2005	W	3-2	H
1968	L	6-2	1N	4/10/1993	W	4-3	A	5/28/2016	W	3-2	6N	4/25/1975	L	8-4	A	5/22/2005	W	6-5	H
1968	L	9-7	1N	4/11/1993	W	6-1	A	5/29/2016	W	7-3	6N	4/25/1975	L	4-2	A	5/27/2005	W	15-6	7N
5/4/1968	L	4-0	A	4/11/1993	W	4-3	A	4/14/2017	L	0-2	A	5/16/1976	L	5-0	H	5/28/2005	L	4-3	7N
5/4/1968	L	8-2	A	4/16/1994	W	13-4	H	4/15/2017	L	5-6	A	5/16/1976	L	6-5	H	5/29/2005	W	14-6	7N
5/3/1969	W	2-1	H	4/16/1994	W	14-5	H	4/16/2017	W	13-8	A	5/15/1977	L	3-0	A	5/12/2006	W	10-2	H
5/3/1969	W	7-6	H	4/17/1994	W	6-4	H	5/17/2018	W	10-8	A	5/16/1977	L	3-2	A	5/13/2006	L	2-1	H
3/23/1970	T	3-3	1N	4/17/1994	W	11-0	H	5/18/2018	L	6-2	A	5/13/1978	L	9-0	H	5/13/2006	L	12-3	H
3/28/1970	W	8-0	1N	5/19/1994	W	12-5	3N	5/19/2018	L	8-3	A	5/13/1978	L	6-5	H	5/26/2006	L	7-3	2N
5/30/1970	L	2-1	A	4/8/1995	W	4-3	A	3/9/2019	L	7-1	7N	5/12/1979	W	6-1	A	5/11/2007	L	6-4	A
5/30/1970	L	5-3	A	4/8/1995	W	6-0	A	5/14/2021	L	10-7	H	5/12/1979	L	4-3	A	5/12/2007	W	8-1	A
3/24/1971	L	5-2	1N	4/9/1995	L	4-0	A	5/15/2021	L	2-0	H	5/3/1980	L	8-1	H	5/12/2007	W	13-1	A
3/26/1971	L	11-1	1N	4/9/1995	L	8-7	A	5											

YEARLY RESULTS BY OPPONENT

5/22/2010	W	9-6	H	4/21/2015	W	6-3	H	3/26/1976	L	4-3	A	3/18/2005	W	11-3	3N	4/22/1979	W	8-0	A
5/19/2011	L	3-2	A	4/22/2015	W	7-0	H					3/11/2006	W	9-6	4N	4/22/1979	L	1-0	A
5/19/2011	W	5-1	A	4/12/2016	W	1-0	H	NEW YORK				3/17/2008	L	12-8	3N	4/26/1980	L	8-4	H
5/21/2011	W	3-0	A	4/13/2016	W	7-3	H	DATE	W/L	SCORE	SITE	1 at Louisville, Ky.; 2 at Phoenix, Ariz.;				4/26/1980	L	4-1	H
5/25/2011	W	5-3	5N					3/24/1959	W	7-4	1N	3 at Bradenton, Fla.; 4 at Clearwater, Fla.				4/30/1988	W	3-0	A
5/27/2011	L	9-4	5N	MOUNT ST. MARY'S				3/25/1959	W	10-4	1N					4/30/1988	W	3-2	A
4/6/2012	W	2-1	H	DATE	W/L	SCORE	SITE	3/27/1959	W	4-2	1N	NORTHERN KENTUCKY				5/1/1988	L	1-0	A
4/7/2012	W	5-3	H	2/23/2013	W	13-2	1N	3/23/1966	W	15-2	1N	DATE	W/L	SCORE	SITE	5/1/1988	L	2-1	A
4/8/2012	W	4-1	H	2/24/2013	W	13-4	1N	3/24/1966	W	11-2	1N	5/1/2013	W	9-8	H	4/29/1989	W	3-2	H
4/5/2013	L	7-0	A	1 at Port Charlotte, Fla.				1 Unknown				5/1/2013	W	6-5	H	4/29/1989	L	12-2	H
4/6/2013	W	5-2	A					NIAGRA				3/11/2015	W	4-3	H	4/30/1989	L	4-3	H
4/7/2013	L	1-0	A	MURRAY STATE				DATE	W/L	SCORE	SITE	4/19/2017	L	1-8	H	4/30/1989	L	2-0	H
5/19/2016	W	3-2	A	DATE	W/L	SCORE	SITE	2/20/2016	W	10-7	1N	3/19/2019	W	10-8	H	3/24/1991	W	8-3	1N
5/20/2016	L	4-3	A	4/18/2014	W	3-1	H	1 at Vero Beach, Fla.								5/16/1991	W	10-9	2H
5/21/2016	W	6-5	A	4/19/2014	L	7-5	H									5/8/1994	W	8-5	A
3/24/2017	L	2-5	H	4/20/2014	W	7-3	H	NICHOLLS STATE								5/8/1994	W	12-5	A
3/25/2017	L	5-15	H					DATE	W/L	SCORE	SITE	NORTHWESTERN				5/9/1994	W	6-2	A
3/26/2017	L	5-6	H	MUSKINGHAM				3/2/2018	W	6-3	1N	5/8/1913	L	5-3	A	5/9/1994	W	13-0	A
4/27/2018	L	11-1	H	DATE	W/L	SCORE	SITE	1 at Pensacola, Fla.				4/23/1921	W	5-4	H	5/6/1995	W	8-7	H
4/28/2018	L	2-1	H	4/15/1905	W	5-1	H					4/24/1922	L	9-7	H	5/6/1995	W	3-1	H
4/29/2018	W	6-5	H	5/4/1907	W	8-4	H	NORTH HIGH				5/27/1922	W	17-3	A	5/7/1995	W	4-3	H
5/26/2018	L	8-1	10N	6/11/1914	L	13-1	A	DATE	W/L	SCORE	SITE	1923	W	7-1	H	5/7/1995	W	5-4	H
5/4/2019	L	5-4	A	MUSKINGUM				4/4/1902	W	22-5	H	5/2/1931	L	9-7	A	5/20/1995	W	16-15	2H
5/5/2019	L	11-2	A	DATE	W/L	SCORE	SITE	1904	W	14-0	H	5/23/1931	W	4-1	H	3/27/1998	L	15-9	A
5/5/2019	L	3-2	A	6/6/1933	W	11-8	A	NORTH CAROLINA				4/16/1937	W	13-6	H	3/28/1998	W	12-1	A
5/25/2019	L	9-6	10N	NAVY				DATE	W/L	SCORE	SITE	4/17/1937	W	8-4	H	3/28/1998	W	5-2	A
5/26/2019	W	8-6	10N	DATE	W/L	SCORE	SITE	3/22/1954	W	8-7	1N	5/6/1938	W	7-5	A	3/29/1998	L	6-4	A
1 Big Ten Playoffs, Champaign, Ill.;				5/31/1930	W	9-7	A	3/25/1955	L	4-3	1N	5/7/1938	L	11-3	A	4/2/1999	W	10-4	H
2 Big Ten Tournament, Ann Arbor, Mich.;				5/30/1931	W	10-7	A	3/21/1957	W	6-2	1N	5/5/1939	L	3-2	H	4/3/1999	W	3-0	H
3 at San Jose, Calif. (non-conference);				2/25/2000	L	4-3	1N	3/22/1957	W	10-6	1N	5/6/1939	L	3-1	H	4/3/1999	W	11-6	H
4 Big Ten Tournament, Iowa City, Iowa;				1 at Millington, Tenn.				3/18/1972	L	6-3	1N	5/24/1940	W	3-2	A	4/4/1999	W	9-4	H
5 Big Ten Tournament, Columbus, Ohio;								3/5/2005	W	2-1	2N	5/25/1940	L	6-5	A	3/25/2000	L	7-6	3N
6 Big Ten Tournament, Battle Creek, Mich.;				NEBRASKA				1 Unknown; 2 at Greenville, N.C.				5/18/1945	W	4-2	A	5/18/2000	W	4-2	4N
7 Big Ten Tournament, Champaign, Ill.;				DATE	W/L	SCORE	SITE					5/19/1945	L	7-1	A	3/19/2001	W	5-0	5N
8 at Montgomery, Ala. (non-conference);				2/21/1991	W	5-2	1N	NORTH CAROLINA STATE				5/10/1946	W	2-1	H	3/25/2001	W	10-0	5N
9 Big Ten Tournament, Minneapolis, Minn.;				2/23/2001	L	10-5	2N	DATE	W/L	SCORE	SITE	4/25/1947	L	5-2	A	3/29/2002	W	8-5	H
10 Big Ten Tournament, Omaha, Neb.				4/13/2012	W	10-2	H	2/1/1998	W	10-4	1N	4/26/1947	L	8-4	A	3/30/2002	L	11-8	H
				4/15/2012	L	5-4	H	1 at Orlando, Fla.				4/23/1948	W	14-2	H	3/31/2002	W	9-2	H
				4/15/2012	L	17-9	H	NORTH FLORIDA				5/18/1951	L	3-1	A	5/24/2002	W	5-2	4N
				5/25/2012	W	6-2	3N	DATE	W/L	SCORE	SITE	5/19/1951	W	10-3	A	3/27/2003	W	1-0	5N
				4/12/2013	L	11-2	A	3/17/1996	W	16-5	A	5/9/1953	W	8-2	H	3/28/2003	W	4-1	5N
				4/13/2013	W	6-5 (11)	A	3/3/2001	L	14-10	A	5/9/1953	W	11-0	H	3/28/2003	L	7-1	5N
				4/14/2013	W	7-4	A	3/1/2002	W	3-0	A	4/30/1954	L	2-1	H	3/29/2003	L	13-4	5N
				5/23/2013	W	3-2	4N	3/5/2004	L	8-0	A	4/30/1955	L	2-1	A	5/14/2004	L	4-1	H
				5/25/2013	L	5-0	4N	3/11/2005	W	16-10	A	5/12/1956	L	3-1	H	5/15/2004	W	4-2	H
				4/4/2014	L	3-2	A	3/9/2007	W	3-2	A	5/12/1956	L	4-3	H	5/15/2004	W	9-1	H
				4/5/2014	L	4-3	A	5/15/2007	W	8-7	H	5/16/1958	W	6-0	H	5/16/2004	W	8-4	H
				4/6/2014	L	2-1	A	5/16/2007	W	9-3	H	5/16/1959	L	14-9	A	5/13/2005	W	7-2	A
				5/21/2014	L	7-6	5N	2/27/2009	W	11-6	A	5/16/1959	L	4-3	A	5/14/2005	L	9-6	A
				4/17/2015	L	5-2	A	2/28/2009	W	10-8	A	5/28/1960	W	4-2	H	5/14/2005	W	10-2	A
				4/18/2015	W	2-1(10)	A	2/19/2010	W	4-2	A	5/28/1960	W	9-4	H	5/15/2005	W	1-0	A
				4/19/2015	W	5-2(10)	A	5/4/2011	L	7-2	H	5/19/1961	W	8-4	A	5/25/2006	W	9-0	6N
				4/28/2017	W	9-7	H	5/4/2011	W	3-2	H	4/21/1962	W	27-12	H	3/22/2007	W	11-6	5N
				4/29/2017	L	1-3	H	3/10/2020	W	10-2	A	4/21/1962	L	6-5	H	4/25/2008	W	11-2	A
				4/30/2017	L	9-11	H	3/11/2020	L	9-5	A	4/21/1963	W	5-1	A	4/26/2008	L	6-4	A
				3/30/2018	L	7-3	H	NORTHEASTERN				4/27/1963	W	6-2	A	4/26/2008	W	13-1	A
				3/31/2018	W	7-4	H	DATE	W/L	SCORE	SITE	5/1/1964	W	15-2	H	4/27/2008	L	14-8	A
				4/1/2018	W	15-14	H	2/22/1997	W	12-4	1N	4/30/1965	W	10-2	A	4/24/2009	W	5-4	H
				5/26/2019	W	3-1	5N	3/7/2009	W	11-8	2N	1966	W	15-1	H	4/25/2009	W	11-7	H
				3/12/2021	L	10-4	6N	1 at Phoenix, Ariz.; 2 at Winter Haven, Fla.				1966	W	9-3	H	4/26/2009	L	10-6	H
				3/14/2021	W	6-4	6N	NORTHEASTERN ILLINOIS				5/6/1967	W	5-0	A	4/4/2010	W	11-1	A
				5/22/2021	L	11-9	7N	DATE	W/L	SCORE	SITE	5/6/1967	W	1-0	A	4/3/2010	L	8-2	A
				5/23/2021	L	9-0	7N	1 at Lakeland, Fla.				5/7/1968	W	6-3	H	4/4/2010	W	11-6	A
				1 at Phoenix, Ariz.;				3/15/1995	W	10-1	1N	5/17/1968	W	2-1	H	4/1/2011	W	7-2	H
				2 at Lafayette, La.;				5/23/1970	L	5-0	H	5/16/1969	W	6-2	A	4/2/2011	L	7-3	H
				3 Big Ten Tournament, Columbus, Ohio;				5/23/1970	L	5-0	H	5/16/1969	W	13-2	A	4/3/2011	W	15-14	H
				4 Big Ten Tournament, Minneapolis, Minn.;				5/22/1971	L	5-2	A	3/19/1995	W	4-2	H	5/5/2012	W	3-1	H
				5 Big Ten Tournament, Omaha, Neb.;				5/22/1971	L	3-2	A	5/23/1970	L	5-0	H	5/5/2012	W	7-1	H
				at Minneapolis, Minn.;				4/28/1972	L	12-1	H	5/23/1970	L	5-0	H	5/6/2012	W	4-1	H
				at Bloomington, Ind.				4/28/1972	L	5-0	H	5/22/1971	L	5-2	A	5/6/2012	W	4-1	H
								4/13/1973	W	4-3	A	4/28/1972	L	3-2	A	5/4/2013	L	8-0	A
				NEWBERRY				4/13/1973	W	4-1	A	4/28/1972	L	12-1	H	5/5/2013	W	5-3	A
				DATE	W/L	SCORE	SITE	4/13/1973	W	4-1	A	4/28/1972	L	12-1	H	5/6/2013	W	6-2	A
				3/23/1980	W	5-3	A	4/13/1973	W	4-1	A	4/28/1972	L	12-1	H	5/6/2013	W	6-2	A
								NORTH DAKOTA STATE				4/28/1972	L	12-1	H	5/15/2014	L	6-3	H
				NEW MEXICO				DATE	W/L	SCORE	SITE	4/13/1973	W	5-0	H	5/16/2014	L	6-2	H
				DATE	W/L	SCORE	SITE	3/15/2009	W	13-4	1N	4/13/1973	W	4-3	A	5/17/2014	W	5-2	H
				3/9/2002	W	10-5	A	1 at West Palm Beach, Fla.				4/13/1973	W	4-1	A	4/24/2015	W	9-2	A
				3/10/2002	L	22-2	A				</								

YEARLY RESULTS BY OPPONENT

4/7/2019 L 10-4 H
 5/28/2021 W 13-10 H
 5/29/2021 W 4-1 H
 5/30/2021 L 8-2 H
 1 at Delray Beach, Fla. (non-conference); 2 Big Ten Tournament, Columbus, Ohio; 3 at Homestead, Fla. (non-conference); 4 Big Ten Tournament, Minneapolis, Minn.; 5 at Bradenton, Fla. (non-conference); 6 Big Ten Tournament, Ann Arbor, Mich.

NOTRE DAME

DATE	W/L	SCORE	SITE
5/15/1902	L	7-4	A
6/5/1903	L	2-1	H
4/29/1905	W	6-1	H
5/20/1933	L	12-4	A
4/13/1934	W	7-5	A
5/5/1934	L	5-3	H
4/12/1935	L	4-3	A
5/4/1935	W	10-9	H
5/16/1936	L	2-1	A
5/21/1937	L	22-4	A
4/19/1938	L	3-1	H
4/20/1938	W	6-1	H
5/17/1940	L	4-0	H
5/18/1940	L	7-4	H
5/23/1941	W	22-9	A
5/24/1941	W	8-5	A
5/25/1945	L	3-1	H
5/26/1945	L	10-8	H
4/20/1946	L	9-3	A
4/20/1946	L	10-4	A
5/16/1947	L	7-5	H
5/14/1948	W	6-3	A
5/15/1948	L	6-0	A
4/14/1949	L	4-1	H
5/19/1950	W	2-0	A
5/20/1950	W	12-8	A
4/14/1951	L	1-0	H
4/18/1952	W	8-5	A
4/19/1952	L	3-1	A
4/19/1952	L	4-1	A
4/10/1953	L	6-4	H
4/11/1953	W	8-0	H
5/28/1954	W	11-1	A
5/29/1954	L	3-1	A
4/15/1955	L	4-3	H
4/16/1955	W	3-2	H
4/16/1955	W	6-5	H
3/19/1976	W	3-0	1N
3/20/1976	L	4-2	1N
2/23/1991	W	6-1	2N
2/24/1991	W	12-11	2N
2/25/2000	W	5-4	3N
5/31/2002	L	8-6	4A
6/2/2002	L	9-6	4A
2/20/2009	W	2-0	5N
2/27/2010	W	10-2	6N
2/16/2013	L	3-13	7N

1 Unknown; 2 at Phoenix, Ariz.; 3 at Millington, Tenn.; 4 NCAA Regional, South Bend, Ind.; 5 at Dunedin, Fla.; 6 at Clearwater, Fla.; 7 at Sarasota, Fla.

OAKLAND

DATE	W/L	SCORE	SITE
5/5/1999	W	11-9	H
4/5/2000	W	12-2	H
4/11/2001	W	8-2	H
4/10/2002	L	10-5	H
4/9/2003	W	2-1	H
4/9/2003	W	2-0	H
4/7/2004	W	14-4	H
4/6/2005	L	6-5	H
4/19/2006	W	8-2	H

OBERLIN

DATE	W/L	SCORE	SITE
5/8/1937	L	7-5	A
5/10/1938	W	10-0	H
4/11/1939	W	10-6	A
5/16/1939	W	5-1	H
5/7/1940	L	15-3	H
5/22/1940	L	4-2	A
5/6/1941	L	7-3	H
4/21/1942	L	5-2	A
4/26/1943	W	5-4	A
5/5/1943	L	12-1	A
4/15/1944	W	15-2	H
4/26/1944	W	5-2	A
5/8/1945	W	6-5	H
4/13/1946	L	2-0	A

5/20/1893	W	9-4	H
4/28/1894	L	9-1	A
5/4/1895	W	13-3	A
5/9/1896	L	7-6	A
5/30/1896	W	8-3	H
5/21/1897	L	17-8	H
5/19/1900	W	10-1	H
6/2/1900	W	7-0	H
5/18/1901	W	8-2	H
5/10/1902	L	7-5	A
5/8/1903	L	9-3	A
5/30/1903	W	3-2	H
5/4/1904	W	7-1	A
5/6/1905	L	4-2	H
5/29/1905	L	1-0	A
5/29/1906	L	4-2	H
1906	W	5-4	H
5/11/1907	W	4-2	A
5/25/1907	W	4-3	H
4/28/1911	W	8-1	H
5/4/1911	L	4-1	A
5/3/1913	W	6-1	H
6/7/1913	L	19-4	A
4/23/1914	L	5-3	H
6/13/1914	W	7-5	A
5/1/1915	W	3-0	H
6/12/1915	L	10-9	A
5/20/1916	W	18-2	A
6/1/1917	W	11-0	A
4/24/1920	W	5-1	H
5/11/1937	W	6-0	H
1942	W	8-3	H
4/29/1944	W	8-4	A
4/29/1944	W	2-1	A
5/15/1945	W	3-0	A
2/27/2010	W	10-2	A

OGLETHORPE

DATE	W/L	SCORE	SITE
1925	L	14-13	A
1925	W	7-5	A
1926	T	5-5	A
1926	L	11-1	A

OHIO

DATE	W/L	SCORE	SITE
4/20/1895	W	17-16	A
5/26/1900	W	16-6	H
6/8/1901	W	17-3	H
5/3/1902	W	10-0	A
4/18/1903	W	17-2	H
1904	W	6-0	A
5/12/1906	W	13-4	H
5/30/1913	W	7-1	A
5/30/1913	W	9-0	A
5/30/1914	W	14-3	A
5/30/1916	W	7-0	A
5/30/1919	W	4-3	A
5/31/1920	W	2-0	A
5/30/1921	W	9-1	A
5/30/1922	W	15-2	A
1923	W	15-5	H
4/6/1929	W	7-1	H
4/7/1934	L	5-2	A
5/22/1934	W	12-11	H
4/6/1935	W	13-2	A
5/1/1935	W	4-1	A
4/4/1936	W	7-0	A
5/12/1936	L	16-13	H
4/7/1937	W	5-1	H
5/8/1937	L	7-5	A
5/10/1938	W	10-0	H
4/11/1939	W	10-6	A
5/16/1939	W	5-1	H
5/7/1940	L	15-3	H
5/22/1940	L	4-2	A
5/6/1941	L	7-3	H
4/21/1942	L	5-2	A
4/26/1943	W	5-4	A
5/5/1943	L	12-1	A
4/15/1944	W	15-2	H
4/26/1944	W	5-2	A
5/8/1945	W	6-5	H
4/13/1946	L	2-0	A

5/21/1946	W	6-0	H
4/8/1947	W	6-3	H
4/22/1947	L	2-1	H
4/13/1948	W	5-4	H
5/31/1948	W	11-4	A
5/17/1949	W	5-3	A
5/31/1949	L	15-6	H
5/30/1950	L	8-2	H
5/1/1951	W	7-6	A
5/15/1951	W	6-0	H
5/27/1952	W	9-3	H
5/19/1953	L	7-0	A
4/28/1955	W	7-6	H
5/4/1955	W	5-3	A
4/23/1957	W	4-3	H
4/16/1962	L	18-0	A
4/2/1963	W	15-3	H
5/28/1965	W	4-2	1A
3/20/1968	L	6-5	H
3/20/1968	W	3-2	H
5/4/1969	W	2-0	A
4/14/1970	W	4-3	H
4/13/1971	L	7-3	A
5/11/1972	W	5-0	H
4/11/1972	L	6-4	H
4/6/1974	W	2-1	H
4/6/1974	L	3-1	H
4/7/1974	L	10-8	H
4/7/1974	L	2-0	H
4/4/1975	L	13-3	A
4/4/1975	L	2-1	A
4/5/1975	L	11-5	A
4/5/1975	L	3-2	A
4/2/1976	W	7-2	H
4/2/1976	W	11-8	H
4/3/1976	W	2-1	H
4/3/1976	W	9-8	H
4/2/1977	L	4-3	A
4/3/1977	W	5-4	H
4/3/1977	W	2-1	H
4/1/1978	W	11-10	A
4/1/1978	L	16-0	A
4/1/1979	L	17-2	H
4/1/1979	L	8-0	H
4/5/1980	W	8-5	A
4/5/1980	W	12-1	A
4/8/1981	W	15-10	A
4/8/1981	W	18-6	A
4/21/1981	L	8-5	H
4/3/1982	W	9-6	A
4/3/1982	W	9-2	A
4/1/1983	L	8-7	H
4/2/1983	L	6-2	A
3/31/1984	W	8-1	H
3/31/1984	W	2-1	H
4/1/1984	W	8-6	H
4/1/1984	W	16-3	H
4/3/1985	W	15-2	A
4/3/1985	W	5-2	A
4/10/1985	W	7-5	H
4/10/1985	W	10-5	H
4/2/1986	L	3-2	H
4/2/1986	L	4-1	H
3/23/1987	L	10-1	2N
3/25/1987	W	6-5	2N
4/1/1987	W	7-2	A
4/1/1987	L	5-0	A
5/5/1987	L	3-1	H
5/5/1987	W	2-1	H
3/30/1988	W	10-3	A
3/30/1988	L	3-2	A
4/5/1988	L	3-2	H
4/5/1988	W	11-8	H
4/26/1989	W	7-1	H
5/2/1990	L	5-3	A
5/9/1990	L	5-2	H
5/1/1991	W	4-3	H
5/8/1991	W	11-3	H
4/22/1992	W	16-2	H
4/21/1993	W	3-1	A
5/4/1994	W	7-2	H
4/10/2012	W	6-3	H
4/1/2014	W	11-6	H
3/31/2015	W	7-4	H

3/29/2016	W	6-3	A
3/28/2017	W	3-0	H
4/10/2018	W	4-0	H
4/9/2019	W	10-8	A

1 NCAA Districts, Athens, Ohio
 2 Unknown

OHIO DOMINICAN

DATE	W/L	SCORE	SITE
4/12/1982	W	18-5	H
3/30/1983	W	17-5	H
4/2/1984	W	16-5	A
4/30/1985	W	7-4	H
4/10/1986	W	16-8	A

OHIO MEDICAL

DATE	W/L	SCORE	SITE
4/15/1904	W	11-5	H

OHIO NORTHERN

DATE	W/L	SCORE	SITE
4/30/1916	W	7-3	A
5/21/1917	W	17-1	A
5/11/1982	W	17-8	H
5/9/1983	W	7-0	A
4/18/1986	W	6-0	A

OHIO PENITENTIARY

DATE	W/L	SCORE	SITE
3/31/1917	W	10-2	H

OHIO WESLEYAN

DATE	W/L	SCORE	SITE
10/21/1882	W	15-7	H
1888	L	10-9	A
5/5/1889	W	FF	H
5/24/1890	L	11-10	A
10/4/1890	W	12-11	A
10/3/1891	W	6-2	A
1892	W	2-1	H
4/25/1896	L	7-5	A
5/16/1896	W	19-0	H
6/16/1896	W	FF	A
6/17/1896	W	10-7	A
6/18/1896	W	12-7	A
5/15/1897	W	15-2	H
5/20/1898	W	5-1	H
6/1/1898	L	13-9	A
5/4/1900	W	11-9	A
6/11/1900	W	6-5	A
4/19/1902	W	8-2	A
5/27/1903	W	15-9	A
6/3/1903	W	5-3	H
5/7/1904	L	9-7	H
5/25/1904	W	9-7	A
4/24/1909	L	5-1	H
5/27/1909	W	11-6	A
5/13/1911	W	3-2	H
5/25/1912	W	8-5	H
5/25/1912	L	3-0	H
5/16/1913	T	4-4	H
1913	W	8-0	H
5/1/1914	W	7-4	H
6/8/1914	W	9-3	A
6/14/19			

YEARLY RESULTS BY OPPONENT

DATE	W/L	SCORE	SITE	5/2/1997	W	12-3	H	nament, Columbus, Ohio;	1927	L	4-2	4/23/1983	L	2-1	A	
3/20/1990	L	11-0	1N	5/3/1997	W	6-0	H	4 Big Ten Tournament, Ann Arbor,	5/25/1928	W	6-2	H	4/23/1983	L	10-6	A
3/18/2000	L	13-0	2N	5/4/1997	W	16-6	H	Mich.	4/20/1929	L	9-4	A	4/24/1983	W	15-6	A
3/19/2000	W	8-3	2N	5/4/1997	L	11-8	H	PENNSYLVANIA	5/11/1929	W	3-1	H	4/24/1983	L	9-5	A
6/3/2005	L	4-3	3A	4/24/1998	W	8-2	A	DATE	4/19/1930	W	4-3	H	4/20/1984	W	7-4	H
3/11/2014	L	4-3	4A	4/25/1998	W	15-11	A	W/L	5/5/1930	W	10-2	A	4/20/1984	L	7-4	H
2/24/2017	W	6-1	5N	4/25/1998	L	4-2	A	SCORE	5/14/1931	W	5-4	H	4/21/1984	L	3-0	H
2/26/2017	L	1-5	5N	4/23/1999	W	4-0	H	SITE	5/24/1937	W	13-1	A	4/21/1984	W	4-3	H
2/23/2018	L	10-8	5N	4/24/1999	W	10-9	H	PITTSBURGH	5/20/1938	L	3-1	H	4/20/1985	W	6-3	A
2/25/2018	L	6-1	5N	4/24/1999	W	1-0	H	DATE	5/21/1938	W	2-0	H	4/20/1985	W	3-2	A
1 at San Jose, Calif.; 2 at College				4/25/1999	W	10-8	H	1942	W	12-0	H	4/21/1985	W	3-2	A	
Station, Texas; 3 NCAA Regional, 4				5/6/2000	W	8-5	A	1942	W	17-0	H	4/21/1985	L	4-3	A	
Corvallis, Ore.; 5 Surprise, Ariz.				5/7/2000	W	9-3	A	4/3/1952	W	7-5	H	5/2/1986	L	7-5	H	
OSAKA (JAPAN)				5/7/2000	L	4-1	A	4/1/1955	W	16-7	H	5/2/1986	W	9-1	H	
DATE	W/L	SCORE	SITE	5/7/2000	W	9-8	A	4/2/1955	W	11-3	H	5/3/1986	L	10-4	H	
1925	W	11-10	H	5/7/2000	L	8-7	2N	4/2/1955	W	8-1	H	5/3/1986	L	5-4	H	
OTTERBEIN				4/20/2001	L	8-3	H	4/20/1957	W	5-1	H	5/1/1987	L	4-1	A	
DATE	W/L	SCORE	SITE	4/21/2001	L	9-4	H	4/20/1957	W	7-6	H	5/1/1987	L	2-1	A	
5/28/1892	W	18-3	H	4/21/2001	W	16-6	H	4/15/1960	W	5-3	A	5/2/1987	L	7-6	A	
5/17/1894	W	19-5	A	4/22/2001	W	6-4	H	4/16/1960	W	1-0	A	5/2/1987	L	6-5	A	
4/24/1897	W	14-5	H	5/17/2001	L	4-3	3H	4/16/1960	W	3-2	A	4/9/1988	W	10-3	H	
4/30/1898	W	15-6	H	4/5/2002	L	4-2	H	4/13/1968	W	7-1	A	4/9/1988	W	8-7	H	
4/22/1899	W	13-3	H	4/6/2002	W	7-6	H	4/13/1968	W	5-0	A	4/10/1988	W	4-0	H	
4/19/1905	W	21-9	H	4/6/2002	W	10-0	H	4/13/1968	W	5-0	A	4/10/1988	W	10-3	H	
4/18/1906	W	8-4	H	4/7/2002	W	11-0	H	5/5/1999	W	7-1	H	4/9/1989	W	2-0	A	
4/17/1909	L	13-6	H	4/4/2003	W	4-3	A	5/17/2006	L	7-3	H	4/9/1989	L	5-4	A	
5/27/1911	W	3-0	H	4/5/2003	L	2-1	A	3/26/2008	W	9-1	H	4/10/1989	L	3-2	A	
5/18/1912	W	9-5	A	4/5/2003	W	7-5	A	3/13/2009	W	20-3	1N	5/3/1947	W	4-3	H	
6/9/1914	W	9-3	A	4/6/2003	L	10-2	A	2/28/2014	W	6-2	2N	4/16/1948	W	7-0	A	
6/11/1915	W	5-2	H	5/24/2003	W	13-3	2N	2/15/2015	W	8-0	3N	4/17/1948	W	8-4	A	
4/21/1917	W	10-1	H	5/8/2004	W	3-1	H	2/20/2016	W	11-8	4N	6/3/1949	W	13-1	H	
4/14/1932	W	8-0	H	5/9/2004	L	1-0	H	2/18/2017	L	2-7	5N	6/4/1949	W	16-5	H	
4/22/1933	W	21-3	A	4/21/1917	W	10-1	H	4/13/2018	W	1-0	A	6/2/1950	W	4-2	A	
5/24/1933	W	9-3	H	4/14/1932	W	8-0	H	4/14/2018	W	5-1	A	5/4/1951	W	12-6	H	
4/14/1981	W	14-9	H	4/22/1933	W	21-3	A	4/14/2018	W	19-8	A	5/5/1951	W	14-4	H	
4/30/1981	W	5-1	H	5/24/1933	W	9-3	H	2/15/2020	W	4-1	6N	5/3/1952	L	8-1	H	
4/2/1982	W	10-8	H	4/14/1981	W	14-9	H	1 at West Palm Beach, Fla.; 2 Green-	5/3/1952	W	7-5	H	5/14/1994	W	8-7	H
4/8/1982	L	3-2	H	4/30/1981	W	5-1	H	ville, N.C.; 3 Port Charlotte, Fla.; 4	5/1/1953	W	6-2	A	5/14/1994	W	10-7	H
4/22/1982	W	18-5	A	4/2/1982	W	10-8	H	Vero Beach, Fla.; 5 Osceola, Fla.; 6	5/1/1954	W	7-3	A	5/15/1994	W	9-0	H
4/5/1983	W	9-3	H	4/8/1982	L	3-2	H	at North Port, Fla.	5/7/1955	W	14-9	H	5/15/1994	W	8-3	H
4/19/1983	L	6-4	A	4/22/1982	W	18-5	A	PRINCETON	5/19/1956	L	5-1	A	4/15/1995	W	1-0	A
4/28/1983	W	24-9	H	4/5/1983	W	9-3	H	DATE	5/19/1956	L	9-5	A	4/15/1995	L	5-3	A
5/8/1984	W	13-3	H	4/19/1983	L	6-4	A	1927	W	13-6	H	4/16/1995	W	6-3	A	
PACE				4/28/1983	W	24-9	H	3/26/1975	W	7-0	1N	4/16/1995	L	10-1	A	
DATE	W/L	SCORE	SITE	5/8/1984	W	13-3	H	3/29/1975	W	9-4	1N	5/19/1995	L	3-2	1H	
3/20/1993	W	17-10	1N	PACE				3/22/1986	L	11-8	1N	5/23/1959	W	8-2	H	
1 at Lakeland, Fla.				DATE	W/L	SCORE	SITE	1 Unknown				4/21/1961	W	4-2	H	
PATTERSON FIELD				3/28/2008	W	15-0	H	PROSPECT	4/28/1962	W	8-0	A	4/17/1998	W	7-3	A
DATE	W/L	SCORE	SITE	3/29/2008	L	3-1	H	DATE	4/28/1962	W	5-2	A	4/18/1998	W	7-1	A
4/26/1945	W	11-1	H	3/29/2008	L	5-2	H	5/4/1963	W	18-10	H	4/18/1998	W	8-3	A	
PENN STATE				3/30/2008	W	2-0	H	5/4/1963	W	4-1	H	4/19/1998	W	12-5	A	
DATE	W/L	SCORE	SITE	3/27/2009	W	8-3	A	5/8/1964	L	6-3	A	4/30/1999	W	7-5	H	
4/18/1958	W	9-0	H	3/28/2009	W	12-2	A	5/7/1965	W	6-5	H	5/1/1999	W	1-0	H	
4/19/1958	L	7-2	H	3/29/2009	L	15-11	A	5/13/1967	W	3-0	H	5/1/1999	W	3-0	H	
4/19/1958	W	9-4	H	4/23/2010	W	3-1	H	5/13/1967	W	7-1	H	5/2/1999	W	3-2	H	
4/17/1959	W	6-3	A	4/24/2010	L	18-10	H	5/23/1992	W	7-6	1N	5/19/2000	W	9-8	3N	
4/18/1959	L	8-2	A	4/25/2010	L	14-6	H	1 NCAA South I Regional, Baton	5/23/1969	W	6-0	H	4/26/2002	L	7-5	H
4/18/1959	L	6-2	A	4/23/2011	W	5-1	A	Rouge, La.	4/25/1970	W	6-3	A	4/27/2002	L	10-7	H
3/24/1970	W	1-0	1N	4/23/2011	L	5-2	A	4/25/1970	W	6-1	A	4/28/2002	W	8-0	H	
4/19/1992	W	5-1	H	4/24/2011	L	10-9	A	4/24/1971	W	12-7	H	4/28/2002	W	3-1	H	
4/19/1992	L	9-7	H	4/27/2012	W	4-1	A	4/24/1971	W	6-5	H	4/26/2003	W	6-0	A	
4/20/1992	W	10-1	H	4/28/2012	L	5-4	A	4/20/1974	W	7-0	A	4/26/2003	W	4-0	A	
4/20/1992	W	8-0	H	4/29/2012	L	8-7 (10)	A	4/20/1974	W	7-0	A	4/27/2003	W	10-6	A	
5/15/1993	W	2-0	A	5/23/2012	W	12-5	3N	4/20/1974	W	6-3	H	4/9/2004	W	3-2	A	
5/15/1993	W	6-3	A	4/26/2013	W	3-1	H	4/19/1975	W	7-5	H	4/10/2004	L	5-4	A	
5/16/1993	W	6-0	A	4/27/2013	W	10-8	H	4/19/1975	L	23-17	H	4/10/2004	W	9-5	A	
5/16/1993	W	8-7	A	4/11/2014	L	5-4	H	5/22/1976	W	5-1	A	4/11/2004	L	5-4	A	
4/1/1994	W	12-3	H	4/12/2014	W	7-0	H	5/22/1976	W	5-3	A	5/28/2004	W	6-4	3N	
4/2/1994	W	6-3	H	4/13/2014	W	12-16	H	5/18/1977	W	8-0	H	4/8/2005	L	7-1	H	
4/2/1994	W	17-5	H	4/4/2015	W	7-1	H	5/18/1977	W	9-7	H	4/9/2005	W	6-4	H	
3/25/1995	W	7-5	A	4/5/2015	W	7-6	H	5/21/1978	W	11-3	A	4/9/2005	W	5-1	H	
3/25/1995	L	15-13	A	4/6/2015	W	8-7	H	5/21/1978	W	8-1	A	4/10/2005	W	4-2	H	
3/26/1995	W	8-3	A	4/8/2017	L	2-6	A	4/22/1922	W	9-4	H	5/26/2005	W	6-5	4N	
3/26/1995	L	3-1	A	4/9/2017	W	5-2	A	5/5/1922	L	7-3	A	4/28/2006	W	10-5	H	
5/12/1996	L	8-4	A	4/9/2017	W	11-2	A	1923	W	15-2	H	4/29/2006	W	4-0	H	
5/12/1996	L	8-4	A	5/10/2019	W	4-2	H	1923	W	8-4	H	4/29/2006	W	4-1	H	
5/13/1996	W	9-5	A	5/11/2019	W	2-0	H	5/6/1924	W	8-4	A	4/30/2006	L	7-6	H	
5/13/1996	L	8-7	A	5/11/2019	L	10-6	H	1925	W	13-9	A	5/24/2006	W	2-1	2N	
				4/23/2021	W	11-6	H	1925	W	15-4	H	4/27/2007	W	6-2	A	
				4/24/2021	W	7-0	H	1926	L	10-8	H	4/28/2007	L	16-0	A	
				4/25/2021	L	10-6	H	1926	T	4-4	A	4/28/2007	W	3-2	A	
				1 Unknown; 2 Big Ten Tournament,				1927	W	11-1	H	4/29/2007	W	6-3	A	
				Minneapolis, Minn.; 3 Big Ten Tour-												

YEARLY RESULTS BY OPPONENT

4/18/2008	L	7-4	H
4/19/2008	L	8-0	H
4/20/2008	W	8-4	H
4/20/2008	L	7-5	H
4/17/2009	W	1-0	A
4/18/2009	W	7-4	A
4/19/2009	W	11-10	A
3/24/2012	L	8-5	H
3/24/2012	L	8-1	H
3/25/2012	W	5-4	H
5/24/2012	L	5-4	1N
3/22/2013	W	10-1	A
3/23/2013	W	8-3	A
3/23/2013	W	7-0	A
4/25/2014	L	4-3 (13)	A
4/26/2014	W	2-0	A
4/27/2014	W	11-2	A
4/29/2016	W	3-1	A
4/30/2016	W	3-2	A
5/1/2016	W	5-1	A
3/31/2017	W	13-2	H
4/1/2017	L	1-6	H
4/2/2017	L	1-2	H
5/11/2018	W	4-2	H
5/12/2018	L	8-2	H
5/13/2018	W	16-6	H
5/23/2018	L	8-2	5N
5/16/2019	W	7-0	A
5/17/2019	W	6-1	A
5/18/2019	W	13-11	A
4/30/2021	W	11-3	H
5/1/2021	W	12-2	H
5/2/2021	L	16-15	H
5/11/2021	W	5-1	A

1 Big Ten Tournament, Columbus, Ohio; 2 Big Ten Tournament, Ann Arbor, Mich.; 3 Big Ten Tournament, Minneapolis, Minn.; 4 Big Ten Tournament, Champaign, Ill.; Big Ten Tournament, Omaha, Neb.

QUANTICO MARINES

DATE	W/L	SCORE	SITE
4/26/1948	W	12-2	H

RANDOLPH MACON

DATE	W/L	SCORE	SITE
3/24/1937	L	7-6	A
3/25/1938	W	8-6	A
3/26/1938	L	20-5	A
3/24/1939	L	6-4	A
3/25/1939	L	17-11	A
3/18/1940	L	5-4	A
3/19/1940	W	8-3	A
3/25/1941	W	4-2	A
3/26/1941	W	6-2	A

RESERVE

DATE	W/L	SCORE	SITE
5/17/1905	L	9-4	H
5/27/1905	L	9-8	A

RHODE ISLAND

DATE	W/L	SCORE	SITE
3/6/2009	L	8-6	1N

1 at Winter Haven, Fla.

RICE

DATE	W/L	SCORE	SITE
3/21/1951	W	14-6	A
3/22/1951	L	3-2	A

RICHMOND

DATE	W/L	SCORE	SITE
3/25/1937	L	6-1	A
3/23/1938	W	9-2	A
3/24/1938	W	8-2	A
3/22/1939	L	3-1	A
3/23/1939	L	4-2	A
3/20/1940	L	11-2	A
3/21/1940	L	2-0	A
3/26/1941	W	5-1	A
3/27/1941	L	8-7	A

2/28/2004	W	7-6	1N
2/21/2010	W	20-9	A

1 at Myrtle Beach, S.C.

RIDER

DATE	W/L	SCORE	SITE
5/24/1991	W	7-4	1N
2/24/1995	W	13-12	2N
2/26/1995	L	4-2	2N
3/19/1999	W	9-1	3N
3/20/2004	W	8-3	4N
3/12/2005	W	15-9	5N
3/17/2015	W	6-2	H
3/18/2015	W	7-2	H

1 NCAA Midwest Regional, Wichita, Kan.; 2 at Mobile, Ala.; 3 at Homestead, Fla.; 4 at Boca Raton, Fla.; 5 at Jacksonville, Fla.

ROLLINS

DATE	W/L	SCORE	SITE
3/22/1954	L	5-1	A
3/24/1954	W	2-1	A
3/27/1954	L	6-4	A
3/21/1955	W	11-9	A
3/19/1956	W	12-9	A
3/20/1956	L	13-7	A
3/19/1957	W	4-0	A
3/23/1957	W	3-0	A
3/26/1958	W	9-2	A
3/28/1958	W	1-0	A
3/29/1958	W	7-4	A
3/23/1959	W	6-1	A
3/25/1959	W	5-0	A
3/28/1959	L	4-2	A
3/21/1960	T	4-4	A
3/22/1960	L	8-1	A
3/25/1960	T	2-2	A
3/23/1961	W	2-1	A
3/24/1961	L	10-7	A
3/22/1962	L	8-3	A
3/23/1962	L	4-1	A
3/24/1962	L	10-9	A
3/24/1962	W	6-1	A
3/20/1963	T	2-2	A
3/21/1963	L	4-1	A
3/22/1963	W	4-0	A
3/23/1963	L	1-0	A
3/20/1964	W	11-0	A
3/21/1964	L	4-0	A
3/21/1964	W	1-0	A
3/25/1975	L	8-0	A
3/28/1975	L	12-2	A
3/21/1979	L	10-5	A
3/24/1979	L	5-2	A
3/22/1986	W	11-2	A
3/23/1986	W	4-3	A
3/20/1987	W	11-9	A
3/23/2009	L	4-1	A
3/24/2010	L	3-1	A

ST. JOHN'S

DATE	W/L	SCORE	SITE
6/15/1966	W	8-7	1N
3/5/2000	W	8-3	2N
6/5/2005	L	7-1	3N
2/20/2011	W	8-7	4N
2/17/2013	W	3-1	5N

1 College World Series, Omaha, Neb.; 2 at Jacksonville, Fla.; 3 NCAA Regional, Corvallis, Ore.; 4 at St. Petersburg, Fla.; 5 at Sarasota, Fla.

ST. LOUIS

DATE	W/L	SCORE	SITE
3/19/2008	L	4-0	1N
3/6/2010	W	15-9	A
3/6/2010	L	10-9	A
2/14/2015	W	6-5	2N

1 at Bradenton, Fla.; 2 at Port Charlotte, Fla.

ST. MARY'S

DATE	W/L	SCORE	SITE
4/8/1966	W	4-1	H
4/9/1966	W	3-1	H
4/9/1966	W	5-1	H
2/21/1997	W	5-3	1N

1 at Phoenix, Ariz.

ST. XAVIER

DATE	W/L	SCORE	SITE
3/24/1986	L	7-1	1N
3/27/1986	L	9-4	1N
3/24/1987	W	8-1	1N

1 Unknown

SAN JOSE STATE

DATE	W/L	SCORE	SITE
3/23/1990	L	9-3	A

SEATTLE

DATE	W/L	SCORE	SITE
5/11/2012	W	4-1	H
5/12/2012	L	11-1	H
5/13/2012	W	7-2	H

SETON HALL

DATE	W/L	SCORE	SITE
3/21/1974	W	8-4	1N
3/23/1974	L	7-6	1N
3/19/1979	L	15-10	1N
3/22/1979	L	10-1	1N
3/17/1995	W	8-5	2N
2/25/2007	L	6-5	3N
2/24/2008	W	6-5	4N
2/18/2012	W	14-7	5N
3/4/2016	W	9-3	6N
2/15/2019	W	4-3	6N

1 Unknown; 2 at Boca Raton, Fla.

SIENA

DATE	W/L	SCORE	SITE
3/14/2014	W	8-5	H
3/15/2014	W	7-3	H
3/15/2014	W	7-1	H

ST. FRANCIS

DATE	W/L	SCORE	SITE
3/20/1989	W	6-2	1N
3/24/1989	W	8-5	1N

1 at Edinburg, Texas

ST. JOSEPH'S

DATE	W/L	SCORE	SITE
2/14/2020	L	7-3	1N

1 at Port Charlotte, Fla.

ST. JOHN'S

DATE	W/L	SCORE	SITE
6/15/1966	W	8-7	1N
3/5/2000	W	8-3	2N
6/5/2005	L	7-1	3N
2/20/2011	W	8-7	4N
2/17/2013	W	3-1	5N

1 College World Series, Omaha, Neb.; 2 at Jacksonville, Fla.; 3 NCAA Regional, Corvallis, Ore.; 4 at St. Petersburg, Fla.; 5 at Sarasota, Fla.

ST. LEO

DATE	W/L	SCORE	SITE
3/17/1979	L	12-3	A

ST. LOUIS

DATE	W/L	SCORE	SITE
3/19/2008	L	4-0	1N
3/6/2010	W	15-9	A
3/6/2010	L	10-9	A
2/14/2015	W	6-5	2N

1 at Bradenton, Fla.; 2 at Port Charlotte, Fla.

ST. MARY'S

DATE	W/L	SCORE	SITE
4/8/1966	W	4-1	H
4/9/1966	W	3-1	H
4/9/1966	W	5-1	H
2/21/1997	W	5-3	1N

1 at Phoenix, Ariz.

ST. XAVIER

DATE	W/L	SCORE	SITE
3/24/1986	L	7-1	1N
3/27/1986	L	9-4	1N
3/24/1987	W	8-1	1N

1 Unknown

SAN JOSE STATE

DATE	W/L	SCORE	SITE
3/23/1990	L	9-3	A

SEATTLE

DATE	W/L	SCORE	SITE
5/11/2012	W	4-1	H
5/12/2012	L	11-1	H
5/13/2012	W	7-2	H

SETON HALL

DATE	W/L	SCORE	SITE
3/21/1974	W	8-4	1N
3/23/1974	L	7-6	1N
3/19/1979	L	15-10	1N
3/22/1979	L	10-1	1N
3/17/1995	W	8-5	2N
2/25/2007	L	6-5	3N
2/24/2008	W	6-5	4N
2/18/2012	W	14-7	5N
3/4/2016	W	9-3	6N
2/15/2019	W	4-3	6N

1 Unknown; 2 at Boca Raton, Fla.

2/16/2019	W	6-0	6N
2/17/2019	W	5-3	6N

1 Unknown; 2 at Lakeland, Fla.; 3 Tampa, Fla.; 4 at Memphis, Tenn.; 5 Clearwater, Fla.; 6 at Port Charlotte, Fla.

SHAWNEE STATE

DATE	W/L	SCORE	SITE
3/29/2000	W	9-3	H
4/23/2003	W	9-0	H

SIU EDWARDSVILLE

DATE	W/L	SCORE	SITE
3/14/2009	W	13-10	1N

1 at West Palm Beach, Fla.

SOUTH ALABAMA

DATE	W/L	SCORE	SITE
3/21/1976	W	9-2	A
3/21/1976	W	10-2	A
3/21/1993	L	13-5	1N
6/1/2002	W	6-4	2N
3/13/2004	L	7-3	A

1 at Lakeland, Fla.; 2 NCAA Regional, South Bend, Ind.

SOUTH CAROLINA

DATE	W/L	SCORE	SITE
3/24/1960	W	9-2	1N
3/29/1980	L	1-0	A
3/29/1980	L	9-3	A
3/27/1981	L	9-1	A
3/28/1981	W	12-6	A
3/26/1982	L	19-1	A
3/27/1982	L	8-6	A
3/25/1983	L	7-6	A
3/25/1983	L	7-6	A
3/26/1983	W	3-2	A
3/22/1984	W	8-4	A
3/23/1984	L	8-1	A
3/24/1984	L	4-3	A
3/28/1985	L	17-4	A
3/29/1985	W	14-7	A
3/30/1985	L	6-3	A
3/19/1988	W	16-8	A
3/20/1988	L	9-3	A
3/20/1988	L	8-7	A
6/1/2018	L	8-3	2N

1-Unknown; 2 at Greenville, N.C.

SOUTH DAKOTA STATE

DATE	W/L	SCORE	SITE
3/21/1989	W	6-4	1N
3/23/1989	W	14-10	1N
3/25/1989	W	9-8	1N
2/22/2013	W	10-2	2N
2/23/2013	W	5-2	2N

1 at Edinburg, Texas; 2 at Port Charlotte, Fla.

SOUTH FLORIDA

DATE	W/L	SCORE	SITE
2/7/1992	L	5-3	1N
3/26/1993	L	3-2	A
3/27/1993	W	12-3	A
3/18/1994	W	2-0	A
3/7/1997	W	8-6	A
3/8/1997	L	13-7	A
3/9/1997	L	7-6	A
2/26/2010	W	4-2	A
2/17/2012	L	5-3	2N

1 at Orlando, Fla.; 2 at St. Petersburg, Fla.

SOUTHERN CALIFORNIA

DATE	W/L	SCORE	SITE
6/14/1966	W	6-2	1N
6/16/1966	L	5-1	1N
6/17/1966	W	1-0	1N
3/4/1989	L	8-3	2N
3/5/1989	L	11-4	2N

2/7/1992	W	5-3	3N
2/9/1992	W	8-6	3N

1 College World Series, Omaha, Neb.; 2 at Lafayette, La.; 3 at Orlando, Fla.

SOUTHERN ILLINOIS

DATE	W/L	SCORE	SITE
4/13/1965	W	9-0	H
4/21/1967			

YEARLY RESULTS BY OPPONENT

TAMPA				TEXAS TECH				UNC GREENSBORO				WAKE FOREST				WESTERN ILLINOIS				
DATE	W/L	SCORE	SITE	DATE	W/L	SCORE	SITE	DATE	W/L	SCORE	SITE	DATE	W/L	SCORE	SITE	DATE	W/L	SCORE	SITE	
3/18/1963	L	8-2	A	2/15/2004	L	9-4	1N	3/22/1956	W	8-6	1N	5/21/1932	L	9-6	A	3/14/1992	W	20-8	1N	
3/18/1963	W	10-3	A	5/3/2017	L	3-5	H	3/23/1956	W	21-3	1N	5/26/1933	L	7-6	H	1 at Louisville, Ky.				
				1 at Houston, Texas								1 Unknown								
TENNESSEE				THE CITADEL				UNC WILMINGTON				WASHINGTON				WESTERN MICHIGAN				
DATE	W/L	SCORE	SITE	DATE	W/L	SCORE	SITE	DATE	W/L	SCORE	SITE	DATE	W/L	SCORE	SITE	DATE	W/L	SCORE	SITE	
3/24/1975	W	9-5	1N	2/22/2014	W	5-4	1N	3/22/1978	W	3-2	1N	3/26/1951	W	10-4	A	5/7/1943	W	6-4		
3/27/1975	L	7-2	1N	1 at Orlando, Fla.				3/23/1978	L	6-1	1N	5/28/1897	L	4-3	H	4/22/1946	W	6-4	H	
3/3/1990	L	13-9	A					3/13/2018	W	8-3	A	5/19/1899	L	7-4	H	4/23/1946	W	6-2	H	
3/3/1990	W	9-8	A					3/14/2018	W	8-1	A	5/28/1937	W	5-1	A	4/10/1950	W	9-5	H	
3/4/1990	L	8-5	A					6/2/2018	L	4-3	2N	3/22/1937	W	11-7	A	4/11/1950	T	4-4	H	
3/4/1990	W	1-0	A					1 Unknown; 2 at Greenville, N.C.				3/21/1938	L	3-2	A	4/27/1951	L	3-2	A	
3/10/1995	L	10-3	A									3/21/1938	W	6-3	A	4/28/1951	L	7-5	A	
3/11/1995	L	5-4	A									3/22/1938	W	6-2	A	6/8/1951	W	1-0	1N	
3/12/1995	W	7-6	A									3/21/1939	L	8-6	A	6/8/1951	L	4-2	1N	
3/14/2010	W	2-0	A									3/22/1940	L	5-0	A	6/9/1951	W	3-2	1N	
1 Unknown																4/11/1952	W	4-2	H	
TENNESSEE TECH				TOLEDO				UNIONS				WASHINGTON & JEFFERSON				WESTERN MICHIGAN				
DATE	W/L	SCORE	SITE	DATE	W/L	SCORE	SITE	DATE	W/L	SCORE	SITE	DATE	W/L	SCORE	SITE	DATE	W/L	SCORE	SITE	
5/23/1997	L	5-3	1N	5/17/1934	W	4-2	A	4/7/1904	W	7-2	H	5/28/1897	L	4-3	H	5/7/1943	W	6-4		
1-NCAA Midwest Regional, Starkville, Miss.				5/14/1980	W	3-2	H					5/19/1899	L	7-4	H	4/22/1946	W	6-4	H	
				5/14/1980	W	11-4	H									4/23/1946	W	6-2	H	
				5/12/1981	L	6-0	A									4/11/1950	T	4-4	H	
				5/12/1981	L	5-4	A									4/27/1951	L	3-2	A	
				5/5/1982	W	4-1	H									4/28/1951	L	7-5	A	
				5/5/1982	W	21-15	H									6/8/1951	W	1-0	1N	
				4/12/1983	W	3-2	H									6/8/1951	L	4-2	1N	
				4/12/1983	L	3-2	H									6/9/1951	W	3-2	1N	
				4/10/1984	W	10-6	H									4/11/1952	W	4-2	H	
				4/10/1984	W	8-5	H									4/3/1953	L	2-1	H	
				4/8/1986	W	8-3	H									4/4/1953	L	4-1	H	
				4/8/1986	W	3-2	H									4/17/1954	L	6-4	A	
				4/8/1987	W	2-0	A									4/17/1954	W	7-4	A	
				4/8/1987	W	3-2	A									4/20/1954	W	5-2	H	
				4/12/1990	W	17-0	H									4/8/1955	L	16-4	H	
				4/20/1994	W	15-7	H									4/9/1955	W	7-6	H	
				5/3/1995	W	11-7	H									4/9/1955	L	3-1	H	
				4/3/1996	W	11-9	H									5/30/1955	L	1-0	2A	
				4/16/1997	W	12-4	H									5/30/1955	W	8-5	2A	
				3/8/2002	W	38-15	1N									5/31/1955	L	7-5	2A	
				3/30/2005	W	12-4	H									4/13/1956	L	3-0	H	
				3/29/2006	W	8-5	H									4/14/1956	W	9-7	H	
				3/28/2007	W	18-5	H									4/12/1960	W	6-1	H	
				4/2/2008	W	13-0	H									4/12/1960	W	5-3	H	
				3/31/2010	W	4-3	H									5/2/1961	L	10-6	A	
				3/10/2012	W	13-1	2N									5/2/1961	W	3-2	A	
				5/15/2012	W	10-1	H									4/30/1962	W	7-3	H	
				4/2/2014	W	7-2	H									4/30/1962	L	9-8	H	
				3/24/2015	W	9-2	H									4/12/1963	L	6-2	A	
				2/19/2016	W	7-1	3N									4/13/1963	W	9-3	A	
				2/21/2016	T	5-5	3N									4/13/1963	L	5-4	A	
				3/30/2016	W	9-8	H									4/10/1964	W	10-0	H	
				5/16/2017	W	11-8	H									4/11/1964	L	5-3	H	
				3/28/2018	W	19-4	H									4/11/1964	L	4-2	H	
				3/27/2019	W	9-4	H									4/20/1965	L	7-1	A	
				1 at Albuquerque, N.M.; 2 at Myrtle Beach, S.C.; 3 at Vero Beach, Fla.												4/20/1965	W	4-1	A	
																4/1/1966	L	6-1	H	
																4/2/1966	L	4-3	H	
																4/2/1966	L	9-0	H	
																6/3/1966	W	10-3	3N	
																6/4/1966	W	14-7	3N	
																4/18/1967	L	3-2	A	
																4/18/1967	L	5-2	A	
																5/27/1967	L	5-4	4N	
																5/27/1967	W	5-4	4N	
																1968	L	1-0	5N	
																4/5/1968	L	7-5	H	
																4/6/1968	L	8-6	H	
																4/6/1968	L	8-6	H	
																4/5/1969	L	2-1	A	
																4/5/1969	L	6-3	A	
																4/4/1970	L	4-1	H	
																4/4/1970	L	5-1	H	
																4/4/1970	W	5-3	H	

YEARLY RESULTS BY OPPONENT

4/10/1976	L	6-5	H
4/10/1976	L	14-3	H
4/8/1977	L	7-4	H
4/8/1977	W	15-1	H
4/9/1977	W	12-3	H
4/9/1977	W	5-2	H
4/8/1978	W	5-4	H
4/8/1978	W	9-0	H
4/9/1978	L	9-1	H
4/9/1978	W	4-1	H
4/7/1979	L	3-1	H
4/7/1979	L	9-2	H
4/11/1980	L	4-3	A
4/11/1980	W	4-2	A
4/12/1980	L	8-1	A
4/12/1980	L	4-2	A
4/5/1981	L	9-5	H
4/5/1981	W	11-4	H
5/5/1984	L	5-4	A
5/5/1984	L	2-1	A
5/3/1985	L	2-0	H
5/3/1985	L	6-1	H
5/4/1985	L	4-1	H
5/4/1985	W	1-0	H
4/4/1986	L	11-6	H
4/4/1986	L	7-1	H
4/5/1986	W	12-5	H
4/5/1986	L	10-8	H
3/4/2000	W	9-6	6N
3/7/2004	L	4-3	6N
3/5/2006	L	12-11	6N
3/10/2007	W	10-1	6N
2/25/2011	W	4-3	7N
2/26/2011	L	7-4	7N
2/26/2011	W	22-6	7N
2/27/2011	W	4-2	7N
3/3/2012	L	15-8	7N
3/3/2012	W	5-2	7N

1 NCAA Districts; 2 NCAA Districts, Kalamazoo, Mich.; 3 NCAA Districts, Columbus, Ohio; 4 NCAA Districts, Carbondale, Ill.; 5 Unknown; 6 at Jacksonville, Fla.; 7 at Port Charlotte, Fla.

WESTERN RESERVE			
DATE	W/L	SCORE	SITE
4/19/1916	W	12-4	H

WESTERN STATE			
DATE	W/L	SCORE	SITE
4/8/1940	L	5-0	H
4/9/1940	W	6-5	H
4/14/1941	L	8-1	H
4/15/1941	L	3-2	H
1942	W	3-2	H
1942	W	6-0	H

WESTERN STATE NORTH			
DATE	W/L	SCORE	SITE
1923	W	4-2	H

WEST UNIVERSITY OF PENNSYLVANIA			
DATE	W/L	SCORE	SITE
5/20/1897	W	18-1	H

WESTERVILLE			
DATE	W/L	SCORE	SITE
5/20/1882	L	10-8	H
11/11/1882	W	9-7	H

WICHITA STATE			
DATE	W/L	SCORE	SITE
5/27/1993	L	14-5	1N
5/30/1993	W	8-6	1N
5/30/1993	L	5-3	1N
2/24/2001	L	6-5	2N
3/9/2003	W	3-2	2N

1 NCAA Atlantic Regional, Atlanta, Ga.; 2 at Lafayette, La.

WILLIAM CAREY			
DATE	W/L	SCORE	SITE

3/5/1993	L	11-8	A
3/3/1995	L	1-0	A

WINTHROP			
DATE	W/L	SCORE	SITE
3/1/1997	W	8-3	A
3/1/1997	W	3-2	A
3/2/1997	W	9-7	A
3/2/1997	L	8-0	A
3/11/2000	L	7-2	A
3/12/2000	W	7-6	A
3/14/2004	W	6-4	1N

1 at Mobile, Ala.

WISCONSIN			
DATE	W/L	SCORE	SITE
4/26/1915	L	14-1	A
5/7/1920	W	2-1	H
5/28/1920	W	4-1	A
5/29/1920	W	6-3	A
1925	W	4-1	H
1925	L	1-0	A
4/25/1941	L	10-7	H
4/26/1941	W	10-9	H
1942	W	5-2	H
1942	L	5-4	H
4/20/1945	L	6-3	H
4/21/1945	W	10-5	H
5/17/1946	L	8-0	A
5/18/1946	W	4-2	A
4/11/1947	W	3-2	H
4/12/1947	W	5-4	H
6/4/1948	W	7-3	A
6/5/1948	W	10-5	A
4/22/1949	W	2-1	H
4/23/1949	L	10-0	H
4/21/1950	L	11-5	A
4/22/1950	W	9-7	A
5/10/1952	W	25-12	A
5/10/1952	L	9-7	A
5/8/1953	L	13-0	H
5/1/1954	W	2-1	H
5/1/1954	L	1-0	H
4/29/1955	W	14-5	A
5/11/1956	W	4-3	H
5/17/1958	L	7-1	H
5/17/1958	W	4-3	H
5/15/1959	L	6-3	A
5/20/1961	W	8-5	A
5/20/1961	L	3-2	A
4/20/1962	W	1-0	H
4/26/1963	L	4-1	A
5/2/1964	W	5-4	H
5/2/1964	L	2-1	H
5/1/1965	W	6-2	A
5/1/1965	W	4-3	A
5/6/1966	W	8-2	H
5/5/1967	W	4-1	A
5/5/1967	L	3-2	A
5/18/1968	L	4-2	H
5/18/1968	W	13-2	H
5/22/1970	W	8-7	H
5/22/1970	W	5-3	H
5/21/1971	L	3-1	A
5/21/1971	W	6-3	A
4/29/1972	L	3-1	H
4/29/1972	W	4-1	H
4/14/1973	W	15-7	1N
4/14/1973	L	6-1	1N
4/12/1974	L	7-4	H
4/12/1974	L	4-1	H
4/12/1975	L	12-2	1N
4/12/1975	L	6-5	1N
4/25/1976	L	7-4	H
4/25/1976	W	7-4	H
4/24/1977	W	3-2	A
4/24/1977	L	6-1	A
5/14/1978	L	6-5	H
5/14/1978	L	10-1	H
5/13/1979	L	3-2	A
5/13/1979	L	4-1	A
5/2/1980	W	6-5	H
5/2/1980	L	4-0	H
4/16/1988	W	6-3	H

WISCONSIN-MILWAUKEE			
DATE	W/L	SCORE	SITE
3/20/2005	W	4-1	1N
2/16/2018	W	11-7	2N
2/18/2018	W	13-3	2N

1 at Bradenton, Fla.; 2 at Snowbird Classic in Port Charlotte, Fla.

WITTENBERG			
DATE	W/L	SCORE	SITE
10/10/1891	W	10-3	H
6/12/1892	W	13-5	H
6/4/1893	W	11-8	H
4/14/1894	W	21-8	H
5/5/1894	L	5-4	A
4/27/1895	L	5-4	A
4/22/1905	W	5-0	H
4/21/1906	W	13-6	H
4/20/1907	W	3-2	H
4/16/1981	W	9-1	A
4/29/1982	W	7-5	H
5/4/1983	W	12-8	A
4/11/1984	W	5-0	H

WOFFORD			
DATE	W/L	SCORE	SITE
3/12/2019	L	8-6	A

WOOSTER			
DATE	W/L	SCORE	SITE
5/31/1884	L	11-4	H
6/6/1890	L	15-5	A
6/13/1890	W	11-7	N
5/22/1891	L	10-3	A
6/12/1891	L	6-2	H
4/27/1901	W	26-7	A
5/9/1902	L	5-4	A
6/9/1904	W	9-4	A
5/26/1905	W	17-6	A
6/7/1905	W	8-2	H
5/4/1906	T	6-6	H
5/27/1906	L	6-5	H
4/27/1907	W	3-2	H
5/9/1907	L	2-1	A
5/8/1909	W	8-7	H
5/13/1909	L	3-2	A
4/19/1913	W	5-2	A
5/15/1915	W	11-1	A
5/19/1917	W	10-3	H
5/4/1918	W	8-1	A
5/21/1921	W	13-0	A
5/13/1922	W	7-5	H
1925	L	3-1	A
1926	W	4-3	H
1927	L	4-3	H
5/30/1928	W	7-4	A
5/30/1929	W	9-3	A
5/30/1937	L	6-5	A
5/30/1938	W	14-0	A
5/30/1939	L	6-5	A
5/30/1941	W	8-7	H
4/24/2002	L	9-7	H
4/16/2003	W	14-0	H

WRIGHT STATE			
DATE	W/L	SCORE	SITE
4/6/1977	L	7-5	H
4/6/1977	W	18-2	H
4/3/1979	L	2-1	H
4/3/1979	T	1-1	H
5/6/1980	L	9-8	H
5/6/1980	W	9-0	H
4/17/1981	W	7-3	H
4/17/1981	W	16-5	H
4/29/1981	W	6-3	A
4/29/1981	W	6-2	A
4/15/1982	W	12-6	H
4/28/1982	W	6-5	A
4/28/1982	L	22-6	A
4/27/1983	W	14-2	A
4/25/1984	L	11-10	A
5/8/1985	W	12-1	H
4/15/1986	L	4-2	A
5/7/1986	W	7-5	H
4/11/1987	W	10-4	H
4/11/1987	L	10-9	H
4/12/1987	L	5-1	A
4/12/1987	L	12-10	A
4/20/1988	W	10-6	H
4/20/1988	W	7-6	H
3/29/1989	L	4-1	H
3/29/1989	L	1-0	H
4/4/1990	W	5-2	H
4/4/1990	W	6-3	H
4/10/1991	W	12-2	H
5/13/1993	L	2-1	H
5/13/1993	L	4-3	H
4/13/1994	L	17-15	H
4/13/1995	W	16-6	A
5/9/1996	L	8-5	H
5/9/1996	W	15-7	H
4/2/1997	W	13-1	H
4/21/1999	W	12-7	H
4/4/2001	L	6-4	H
4/21/2004	W	13-4	H
6/3/2016	W	7-6	1N
6/5/2016	L	7-3	1N

1 at NCAA Baseball Championship, Louisville, Ky.

WYOMING			
DATE	W/L	SCORE	SITE
3/21/1967	W	5-4	1N

1 Unknown

XAVIER			
DATE	W/L	SCORE	SITE
4/14/1953	W	10-0	H
4/21/1956	W	18-2	H
4/21/1956	W	18-2	H
4/10/1959	W	2-0	H
4/11/1959	L	4-3	H
4/11/1959	W	1-0	H
4/22/1960	W	13-0	H
4/23/1960	W	18-14	H
4/23/1960	W	9-1	H
4/8/1961	W	15-4	H
4/8/1961	W	8-0	H
4/17/1964	W	8-3	H
4/15/1966	W	14-2	H
5/5/1973	W	3-2	H
5/5/1973	L	6-3	H
5/2/1975	L	2-1	H
5/2/1975	L	3-0	H
4/17/1976	W	15-0	H
4/17/1976	W	12-7	H
4/17/1977	L	2-0	A
4/17/1977	W	1-0	A
3/24/1978	W	17-8	1N
3/25/1978	L	6-4	1N
5/16/1978	W	7-6	H
5/16/1978	W	2-1	H

5/19/1944	W	9-0	A
4/17/1945	T	1-1	A
5/1/1945	L	15-6	H

YALE			
DATE	W/L	SCORE	SITE
3/24/1956	W	5-2	1N
3/26/1956	L	9-8	1N
3/23/1967	L	5-4	1N
3/19/2007	W	11-3	2N
3/21/2007	W	16-10	2N
3/12/2011	W	12-6	3N

1 Unknown; 2 at Jacksonville, Fla.; 3 at Winter Haven, Fla.

YMCA			
DATE	W/L	SCORE	SITE
4/19/1890	W	27-3	H

YOUNGSTOWN STATE			
DATE	W/L	SCORE	SITE
4/11/1990	L	15-12	H
3/16/1991	W	9-0	H
3/17/1991	W	8-0	H
4/22/1993	W	13-4	H
3/13/1994	W	8-4	H
4/5/1995	W	16-4	H
4/10/1996	L	11-9	H
4/15/1997	W	5-2	H
4/8/1998	W	7-4	H
4/14/1999	W	10-9	H
5/3/2000	W	6-3	H
4/18/2001	W	4-2	H
5/1/2002	W	6-5	H
4/2/2013	W	3-0	H
5/12/2015	W	7-0	A
3/21/2017	W	12-8	H
4/18/2018	W	12-3	H
5/14/2019	W	7-4	A

ZANESVILLE			
DATE	W/L	SCORE	SITE
4/12/1924	W	14-7	H

ZANESVILLE GRAYS </			
----------------------------	--	--	--

RESULTS BY YEAR

1881
Head Coach Unknown
Overall Record: 1-0

Date	Opponent	Result	Score
5-21	Capital	W	8-5

1882
Overall Record: 3-1

Date	Opponent	Result	Score
5-6	Deaf & Dumb Institute	W	5-3
5-10	(High School)	W	9-3
5-17	(High School)	W	23-17
5-20	Westerville	L	10-8

1882-83
Overall Record: 3-0

Date	Opponent	Result	Score
10-21	Ohio Wesleyan	W	15-7
11-11	Westerville	W	9-7
4-23	(High School)	W	17-16

1884
Overall Record: 0-1

Date	Opponent	Result	Score
5-31	Wooster	L	11-4

1884-85
Overall Record: 2-0

Date	Opponent	Result	Score
10-18	Camp Chase	W	18-10
	Camp Chase	W	16-5

1886
Overall Record: 1-0

Date	Opponent	Result	Score
5-30	Camp Chase	W	23-2

1887
 No Games Played

1888
Overall Record: 0-3

Date	Opponent	Result	Score
4-20	Capital	L	18-10
	Kenyon Military	L	11-2
	at Ohio Wesleyan	L	10-9

1889
Overall Record: 2-1-1

Date	Opponent	Result	Score
4-12	Barracks	W	15-1
4-27	at Denison	T	10-10
4-30	Capital	L	14-3
5-5	Ohio Wesleyan	W	forfeit

1889-90
Overall Record: 11-3

Date	Opponent	Result	Score
10-21	Asylum	W	14-13
10-26	Starling Medical	W	9-1
4-12	Capital	W	16-7
4-19	YMCA	W	27-3
4-21	Kenyon	W	14-2
5-3	Capital	W	5-4
5-10	Denison	L	8-4
5-16	Columbus Grays	W	15-5
5-24	at Ohio Wesleyan	L	11-10
5-31	Buchtel	W	7-6
6-6	at Wooster	L	15-5
6-7	at Buchtel	W	10-4
6-13	vs. Wooster	W	11-7
	at Kenyon	W	11-4

1890-91
Overall Record: 6-6

Date	Opponent	Result	Score
10-4	at Ohio Wesleyan	W	12-11
10-11	Capital	W	12-1
11-15	at Capital	W	6-3
4-30	Kenyon	W	7-0
5-20	Denison	W	6-2
5-21	at Kenyon	L	8-7
5-22	at Wooster	L	10-3
5-23	at Buchtel	L	3-0
5-31	Denison	L	8-2
6-5	Buchtel	W	5-4
6-12	Wooster	L	6-2
6-13	Cincinnati	L	19-6

1891-92
Overall Record: 16-3-1 (Ohio Champions)

Date	Opponent	Result	Score
10-3	at Ohio Wesleyan	W	6-2
10-10	Wittenberg	W	10-3
10-17	Capital	T	23-23
10-24	Deaf & Dumb Institute	W	9-6
10-31	at Capital	W	12-2
4-13	Columbus Athletics	W	21-7
4-15	Columbus League	L	12-2
4-23	at Denison	W	6-5
4-28	Kenyon	W	7-5

4-30	Town Streeters	L	21-17
	Capital	L	9-6
5-21	Adelbert	W	6-4
	Ohio Wesleyan	W	2-1
5-28	Otterbein	W	18-3
5-30	Denison	W	7-6
6-3	Buchtel	W	5-3
6-9	at Kenyon	W	1-0
6-10	at Buchtel	W	7-4
6-11	at Adelbert	W	5-0
6-12	Wittenberg	W	13-5

1893
Overall Record: 7-3

Date	Opponent	Result	Score
4-22	Capital	W	9-7
5-10	Buchtel	W	9-4
5-20	Oberlin	W	9-4
5-27	Adelbert	L	4-3
5-30	at Denison	L	17-3
6-4	Wittenberg	W	11-8
6-5	Marietta	W	7-3
6-6	Kenyon	W	18-7
6-11	at Kenyon	W	10-5
6-12	at Adelbert	L	19-7

1894
Overall Record: 9-4

Date	Opponent	Result	Score
3-31	at Capital	W	8-7
4-7	Capital	W	13-2
4-14	Wittenberg	W	21-8
4-21	Barracks	L	10-8
4-27	at Adelbert	W	12-3
4-28	at Oberlin	L	9-1
5-3	Barracks	L	6-3
5-5	at Wittenberg	L	5-4
5-12	Denison	W	10-7
5-17	at Otterbein	W	19-5
5-19	at Marietta	W	14-12
5-25	Adelbert	W	10-8
6-3	Barracks	W	10-5

1894-95
Overall Record: 8-4-1

Date	Opponent	Result	Score
3-31	Capital	L	16-15
4-7	Capital	W	15-11
4-17	Michigan	T	4-4
4-20	at Ohio	W	17-16
4-24	Kenyon	W	10-3
4-26	Columbus	L	10-7
4-27	at Wittenberg	L	5-4
5-3	at Denison	W	10-5
5-4	Oberlin	W	5-4
5-25	at Otterbein	W	13-3
	vs. Capital	L	11-3
5-29	Denison	W	10-9
5-30	at Kenyon	W	17-9

1896
Overall Record: 11-6

Date	Opponent	Result	Score
4-7	Detroit West League	L	14-12
4-14	Michigan	L	20-8
4-18	Capital	W	23-6
4-20	Columbus	L	17-7
4-25	at Ohio Wesleyan	L	7-5
5-7	at Michigan	L	16-7
5-8	at Hiram	W	9-5
5-9	at Oberlin	L	7-6
5-16	Ohio Wesleyan	W	19-0
5-22	All-Stars	W	20-2
5-23	at Kenyon	W	14-1
5-30	Oberlin	W	8-3
6-4	Hiram	W	11-5
6-16	at Ohio Wesleyan	W	forfeit
6-17	at Ohio Wesleyan	W	10-7
6-18	at Ohio Wesleyan	W	12-7
6-19	Prospect	W	21-0

1897
Overall Record: 8-2

Date	Opponent	Result	Score
4-3	Independents	W	22-13
4-10	Barracks	W	24-6
4-19	Michigan	W	12-11
4-24	Otterbein	W	14-5
5-15	Ohio Wesleyan	W	15-2
5-20	West Univ. of Pennsylvania	W	18-1
5-21	Oberlin	L	17-8
5-28	William & Jefferson	L	4-3
5-29	DePauw	W	9-3
6-2	Indiana	W	24-2

1898
Overall Record: 3-1

Date	Opponent	Result	Score
4-17	Deaf & Dumb Institute	W	17-6
4-30	Otterbein	W	15-6
5-20	Ohio Wesleyan	W	5-1

6-1	at Ohio Wesleyan	L	13-9
-----	------------------	---	------

1899
Overall Record: 5-3

Date	Opponent	Result	Score
4-15	Capital	W	28-9
4-22	Otterbein	W	13-3
4-26	Columbus	L	18-1
4-29	Kenyon	W	8-1
5-5	at Heidelberg	W	19-14
5-5	vs. Michigan	L	7-2
5-17	Denison	W	13-6
5-19	William & Jefferson	L	7-4

1900
Head Coach Jack Reed
Overall Record: 9-3

Date	Opponent	Result	Score
4-25	Columbus	L	7-6
4-28	Denison	W	6-5
5-4	at Ohio Wesleyan	W	11-9
5-5	Case	L	11-8
5-12	Kenyon	W	12-4
5-18	at West Virginia	L	5-2
5-19	Oberlin	W	10-1
5-26	Ohio	W	16-6
5-30	Central (Ky.)	W	9-0
5-31	Baldwin Wallace	W	12-11
6-2	Oberlin	W	7-0
6-11	at Ohio Wesleyan	W	6-5

1901
Overall Record: 7-0

Date	Opponent	Result	Score
4-27	at Wooster	W	26-7
5-4	West Virginia	W	7-3
5-11	Case	W	15-3
5-18	Oberlin	W	8-2
5-25	Kenyon	W	9-6
5-31	at Hiram	W	10-2
6-8	Ohio	W	17-3

1902
Overall Record: 8-11

Date	Opponent	Result	Score
3-29	Deaf & Dumb Institute	W	27-5
4-4	North High	W	22-5
4-5	Capital	W	44-2
4-12	Columbus AA	L	15-5
4-19	at Ohio Wesleyan	W	8-2
4-26	Kenyon	L	9-4
5-2	Indiana	W	16-8
5-3	at Ohio	W	10-0
5-9	at Wooster	L	5-4
5-10	at Oberlin	L	7-5
5-12	West Virginia	L	7-4
5-15	at Notre Dame	L	7-0
5-16	at Indiana	L	9-6
5-17	at Indiana	W	13-4
5-23	at Denison	L	3-2
5-24	Kenyon	W	6-3
5-30	West Virginia	L	6-1
5-31	West Virginia	L	13-2
5-31	West Virginia	L	5-3

1903
Head Coach C.W. Dickerson
Overall Record: 9-5-1

Date	Opponent	Result	Score
4-10	East High	L	5-1
4-11	Columbus	L	13-3
4-18	Ohio	W	17-2
4-24	DePauw	W	7-6
5-1	Case	W	7-4
5-2	at Kenyon	T	2-2
5-7	at Case	L	1-0
5-8	at Oberlin	L	9-3
5-15	Kenyon	W	17-3
5-23	West Virginia	W	3-2
5-27	at Ohio Wesleyan	W	15-9
5-30	Oberlin	W	3-2
6-3	Ohio Wesleyan	W	5-3
6-5	Notre Dame	L	2-1
6-15	Toronto	W	5-2

1904
Head Coach Unknown
Overall Record: 16-5-1

Date	Opponent	Result	Score
4-7	Unions	W	7-2
4-15	Ohio Medical	W	11-5
4-16	Capital Dairy	L	6-3
4-23	at Kenyon	W	3-1
4-29	Indiana	L	5-3
5-4	at Oberlin	W	7-1
5-7	Ohio Wesleyan	L	9-7
5-13	Oberlin	L	5-4
5-16	West Virginia	W	2-0
5-18	at Illinois	W	6-5
5-23	Case	W	4-1
5-25	at Ohio Wesleyan	W	9-7

6-1	at Denison	W	4-1
6-4	Kenyon	W	7-3
6-9	at Wooster	W	9-4
6-10	at Case	W	5-2
6-15	Illinois	L	5-4
n/a	Alumni	T	4-4
n/a	at Ohio	W	6-0
n/a	State Hospital	W	7-5
n/a	State Hospital	W	9-4
n/a	North High	W	14-0

1905
Overall Record: 12-10

Date	Opponent	Result	Score
4-6	Columbus	L	7-4
4-8	East High	W	7-3
4-15	Muskingham	W	5-1
4-19	Otterbein	W	21-9
4-22	Wittenberg	W	5-0
4-26	at Depauw	W	8-1
4-27	at Indiana	L	

RESULTS BY YEAR

4-18	Marshall	W	8-0
4-20	Ohio Wesleyan	W	7-2
4-21	Otterbein	W	10-1
4-27	at Illinois	W	7-3
4-28	at Chicago	W	8-6
5-1	Illinois	W	1-0
5-11	at Purdue	W	9-0
5-12	at Indiana	L	7-2
5-18	Indiana	W	7-2
5-19	Wooster	W	10-3
5-21	at Ohio Northern	W	17-1
6-1	at Oberlin	W	11-0
6-4	Chicago	W	13-0

1918

Overall Record: 8-4

Big Ten Record: 3-2 (3rd)

Date	Opponent	Result	Score
4-18	Columbus AA	L	8-0
	Columbus AA	L	11-3
4-20	Ohio Wesleyan	W	9-3
4-26	Capital	W	15-8
4-27	Illinois	L	4-3
5-4	at Wooster	W	8-1
5-7	Capital	W	11-4
5-14	at Ohio Wesleyan	W	4-2
5-17	at Indiana	W	2-0
5-18	at Purdue	W	4-2
5-22	Michigan	L	3-2
5-24	Indiana	W	7-3

1919

Overall Record: 8-3

Big Ten Record: 2-2 (5th)

Date	Opponent	Result	Score
4-15	Columbus AA	W	1-0
4-23	Capital	W	10-0
4-26	Cincinnati	W	5-4
5-3	Purdue	W	7-0
5-17	at Indiana	L	2-1
5-19	at Ohio Wesleyan	W	5-1
5-23	Indiana	W	2-0
5-28	Ohio Wesleyan	W	3-1
5-30	at Ohio	W	4-3
6-4	at Michigan	L	5-0
6-7	at Denison	L	2-1

1920

Overall Record: 17-2

Big Ten Record: 8-2 (2nd)

Date	Opponent	Result	Score
4-24	Oberlin	W	5-1
4-29	Miami (Ohio)	W	16-1
5-1	Michigan	L	3-1
5-7	Wisconsin	W	2-1
5-8	Purdue	W	10-2
5-14	at Purdue	W	9-3
5-15	at Indiana	W	7-6
5-17	Illinois	W	6-5
5-19	at Michigan	L	3-0
5-21	at Marshall	W	1-0
5-22	at Marshall	W	14-0
5-27	at Illinois	W	4-3
5-28	at Wisconsin	W	4-1
5-29	at Wisconsin	W	6-3
5-31	at Ohio	W	2-0
6-10	at Cincinnati	W	7-3
6-11	at Troy All-Stars	W	9-4
6-12	Denison	W	13-0
6-14	Ohio Wesleyan	W	13-0

1921

Overall Record: 13-6

Big Ten Record: 6-4 (4th)

Date	Opponent	Result	Score
4-8	at Zanesville Grays	L	9-5
4-11	Ohio Wesleyan	W	6-1
4-16	Illinois	L	3-2
4-20	Capital	W	17-3
4-23	Northwestern	W	5-4
4-29	Indiana	W	2-1
4-30	Indiana	W	6-3
5-4	at Chicago	W	20-5
5-7	at Illinois	L	7-4
5-9	Cincinnati	W	10-2
5-13	at Indiana	W	19-10
5-14	at Indiana	W	4-2
5-16	Michigan	L	5-0
5-18	at Cincinnati	W	15-12
5-20	at Ohio Wesleyan	W	12-5
5-21	at Wooster	W	13-0
5-27	at Michigan	L	4-3
5-30	at Ohio	W	9-1
6-4	at Denison	L	5-4

1922

Overall Record: 11-8

Big Ten Record: 3-4 (5th)

Date	Opponent	Result	Score
4-8	at Zanesville Grays	L	11-2
4-14	at Georgetown	W	8-1

5-15	at Kentucky State	L	10-6
4-17	at Vanderbilt	W	16-15
4-18	at Vanderbilt	W	6-4
4-21	London	L	5-4
4-22	Purdue	W	9-4
4-24	Northwestern	L	9-7
4-28	at Ohio Wesleyan	W	12-7
4-29	Illinois	L	4-3
5-5	at Purdue	L	7-3
5-6	at Butler	L	4-2
5-8	Cincinnati	W	12-10
5-9	Denison	W	8-7
5-13	Wooster	W	7-5
5-14	Michigan	W	4-2
5-27	at Northwestern	W	17-3
5-30	at Ohio	W	15-2
6-3	at Michigan	L	9-1

1923

Overall Record: 16-4

Big Ten Record: 8-2 (2nd)

Date	Opponent	Result	Score
	Antioch	W	8-1
	Ohio Wesleyan	W	5-4
	Michigan	L	3-2
	Purdue	W	15-2
	Chicago	W	9-8
	Cincinnati	W	18-1
	Butler	L	8-6
	Illinois	W	1-0
	Indiana	W	8-0
	Purdue	W	8-4
	Ohio Wesleyan	W	12-4
	Northwestern	W	7-1
	Michigan	L	5-2
	Ohio	W	15-5
	Denison	W	14-2
	Cincinnati	W	7-4
	DePaul	L	11-9
	Minnesota	W	3-2
	Minnesota	W	11-4
	Western State North	W	4-2

1924

Overall Record: 15-7-2

Big Ten Record: 8-2-1 (1st)

Date	Opponent	Result	Score
	at Alabama	T	4-4
	at Alabama	L	12-1
	at Auburn	W	7-4
	at Auburn	L	2-1
	at Georgia Tech	W	4-2
	at Georgia Tech	L	6-3
4-12	Zanesville	W	14-7
4-15	Capital	W	15-3
4-19	Indiana	W	12-5
4-26	at Michigan	L	6-5
5-3	Ohio Wesleyan	W	13-3
5-6	at Purdue	W	8-4
5-10	Illinois	T	6-6
5-12	at Indiana	W	14-2
5-17	Michigan	W	4-3
5-21	at Illinois	W	8-2
5-23	Minnesota	L	7-2
5-24	Minnesota	W	11-2
5-31	at Cornell	L	6-4
6-7	Chicago	W	10-2
6-11	Ohio Wesleyan	W	18-5
6-12	Cincinnati	W	5-0
6-13	at Butler	L	3-2
6-14	at Chicago	W	9-0

1925

Overall Record: 18-10

Big Ten Record: 8-4 (3rd)

Date	Opponent	Result	Score
	at Bowling Green (Ky.)	W	7-2
	at Georgia	L	7-0
	at Georgia	L	8-3
	at Oglethorpe	L	14-13
	at Oglethorpe	W	7-5
	at Marysville	L	5-3
	at Marysville	W	3-0
	Miami (Ohio)	W	5-4
	Butler	W	11-2
	at Purdue	W	13-9
	Zanesville Grays	L	6-2
	at Indiana	W	6-5
	Purdue	W	15-4
	Ohio Wesleyan	W	4-3
	Wisconsin	W	4-1
	at Cincinnati	W	13-2
	Cornell	W	4-0
	at Illinois	L	5-4
	Illinois	W	8-0
	Osaka (Japan)	W	11-10
	at Ohio Wesleyan	W	12-2
	Iowa	W	3-0
	at Wooster	L	3-1
	at Wisconsin	L	1-0
	at Minnesota	W	6-5

	at Minnesota	W	9-2
	at Michigan	L	4-2
	Michigan	L	6-5

1926

Overall Record: 8-13-2

Big Ten Record: 3-5-1 (7th)

Date	Opponent	Result	Score
	at Georgia	L	8-2
	at Georgia	L	8-1
	at Oglethorpe	T	5-5
	at Oglethorpe	L	11-1
	at Georgia Tech	L	9-1
	at Georgia Tech	L	11-4
	Butler	W	7-2
	Ohio Wesleyan	W	8-3
	Purdue	L	10-8
	Indiana	W	16-0
	Michigan	W	9-3
	at Illinois	L	7-4
	Cincinnati	L	10-7
	Illinois	L	9-7
	Cornell	L	12-5
	at Indiana	W	10-6
	at Purdue	T	4-4
	at Michigan	L	5-4
	Chicago	W	3-0
	Georgia	L	3-1
	Chicago	L	5-3
	Wooster	W	4-3
	Ohio Wesleyan	W	11-3

1927

Overall Record: 12-11-2

Big Ten Record: 6-6-1 (4th)

Date	Opponent	Result	Score
	Georgia	L	7-2
	Georgia	L	4-2
	Furman	W	8-4
	Georgia Tech	L	14-1
	Georgia Tech	L	9-3
	Cincinnati	W	10-7
	Miami (Ohio)	W	5-0
	Ohio Wesleyan	T	8-8
	Cornell	L	2-1
	Indiana	W	3-2
	Chicago	W	7-4
	Minnesota	L	3-1
	Minnesota	T	6-6
	Purdue	W	11-1
	Michigan	L	7-3
	Ohio Wesleyan	W	5-3
	Chicago	W	5-0
	Purdue	L	4-2
	Illinois	L	1-0
	Illinois	W	5-2
	Indiana	W	6-4
	Princeton	W	13-6
	Wooster	L	4-3
	Michigan	L	15-4
	Alumni	W	6-1

1928

Overall Record: 12-7

Big Ten Record: 6-5 (16th)

Date	Opponent	Result	Score
3-23	at Kentucky	L	14-2
3-24	at Kentucky	W	12-4
4-9	Miami	L	9-2
4-12	Indiana	L	7-5
4-20	at Indiana	L	10-6
4-28	Marshall	W	3-2
5-1	Michigan State	W	12-5
5-4	Illinois	W	9-4
5-5	Illinois	L	11-0
5-8	Chicago	W	12-3
5-12	at Cornell	W	7-4
5-18	at Minnesota	W	11-0
5-19	at Minnesota	W	9-3
5-22	Michigan	L	13-8
5-25	Purdue	W	6-2
5-26	at Ohio Wesleyan	W	15-6
5-30	at Wooster	W	7-4
5-31	at Chicago	L	6-5
6-2	at Michigan	W	6-1

1929

Head Coach Wayne Wright

Overall Record: 11-8

Big Ten Record: 4-6 (16th)

Date	Opponent	Result	Score
4-4	Indiana	L	4-2
4-6	Ohio	W	7-1
4-8	Miami (Ohio)	L	7-4
4-13	Cornell	W	4-1
4-19	at Indiana	L	7-4
4-20	at Purdue	L	9-4
4-22	Minnesota	W	7-1
4-23	Minnesota	W	6-3
4-27	Illinois	L	6-2
5-4	at Chicago	L	4-3

5-11	Purdue	W	3-1
5-15	at Ohio Wesleyan	W	6-3
	Meiji (Japan)	L	2-1
5-24	Ohio Wesleyan	W	10-2
5-28	Chicago	W	9-3
5-30	at Wooster	W	9-3
5-31	at Michigan State	W	5-2
6-1	at Michigan	L	15-11
6-29	Alumni	W	2-0

1930

Overall Record: 12-6-1

Big Ten Record: 4-4 (15th)

Date	Opponent	Result	Score
4-4	at Kentucky	L	8-6
4-5	at Kentucky	W	7-6
4-10	Ohio Wesleyan	W	6-5
4-12	Miami (Ohio)	W	4-2
4-14	Kentucky	W	5-0
4-15	Kentucky	W	10-4
4-19	Purdue	W	4-3
4-23	at Michigan	T	3-3
4-27	at Cornell	W	4-3
5-3	at Illinois	L	5-4
5-5	at Purdue	W	10-2
5-9	at Indiana	W	11-9
5-10	at Chicago	L	9-4
5-13	at Ohio Wesleyan	W	18-5
5-17	Indiana	L	9-5
5-24	Illinois	L	12-7
5-28	Chicago	W	14-0
5-30	at Pennsylvania	L	9-4
5-31	at Navy	W	9-7

1931

Overall Record: 8-5

Big Ten Record: 4-3 (4th)

Date	Opponent	Result	Score
4-6	at College Athletic Assoc.	L	7-4
4-			

RESULTS BY YEAR

3-21	at Washington & Lee	L	3-2
3-22	at Washington & Lee	W	6-3
3-23	at Richmond	W	9-2
3-24	at Richmond	W	8-2
3-25	at Randolph Macon	W	8-6
3-26	at Randolph Macon	L	20-5
3-29	at Maryland	L	10-1
4-15	Ohio Wesleyan	W	7-4
4-19	Notre Dame	L	3-1
4-20	Notre Dame	W	6-1
4-22	Indiana	W	5-4
4-23	Indiana	L	7-5
4-29	Illinois	W	2-0
4-30	Illinois	W	2-0
5-6	at Northwestern	W	7-5
5-7	at Northwestern	L	11-3
5-10	Ohio	W	10-0
5-13	at Michigan	L	6-0
5-20	Purdue	L	3-1
5-21	Purdue	W	2-0
5-28	at Iowa	L	3-2
5-30	at Wooster	W	14-0
6-3	at Michigan State	L	2-0
6-4	at Michigan State	W	7-2
6-11	at Ohio Wesleyan	W	7-0

1939

Head Coach Fred Mackey

Overall Record: 7-16

Big Ten Record: 2-10 (19th)

Date	Opponent	Result	Score
3-21	at Washington & Lee	L	8-6
3-22	at Richmond	L	4-1
3-23	at Richmond	L	3-2
3-24	at Randolph Macon	L	6-4
3-25	at Randolph Macon	L	17-11
3-27	at Maryland	W	4-3
4-11	at Ohio	W	10-6
4-20	at Illinois	L	8-1
4-21	Michigan	W	3-1
4-22	Michigan	L	4-2
4-28	at Illinois	L	13-4
5-5	Northwestern	L	3-2
5-6	Northwestern	L	3-1
5-10	Miami (Ohio)	W	8-1
5-12	Purdue	L	9-3
5-13	Purdue	W	6-5
5-16	Ohio	W	5-1
5-19	at Indiana	L	11-2
5-20	at Indiana	L	13-2
5-23	Ohio Wesleyan	W	8-3
5-26	at Minnesota	L	2-1
5-27	at Minnesota	L	8-4
5-30	at Wooster	L	6-5

1940

Overall Record: 11-14

Big Ten Record: 3-5 (17th)

Date	Opponent	Result	Score
3-18	at Randolph Macon	L	5-4
3-19	at Randolph Macon	W	8-3
3-20	at Richmond	L	11-2
3-21	at Richmond	L	2-0
3-22	at Washington & Lee	L	5-0
4-5	at Kentucky	W	9-1
4-6	at Kentucky	W	10-4
4-8	Western State	L	5-0
4-9	Western State	W	6-5
4-23	at Ohio Wesleyan	W	19-1
4-26	Illinois	W	4-1
4-27	Illinois	L	17-6
5-4	at Purdue	L	4-2
5-5	at Purdue	W	3-1
5-7	Ohio	L	15-3
5-10	at Michigan	L	4-1
5-11	at Michigan	L	5-1
5-17	Notre Dame	L	4-0
5-18	Notre Dame	L	7-4
5-22	at Ohio	L	4-2
5-24	at Northwestern	W	3-2
5-25	at Northwestern	L	6-5
6-1	Cincinnati	W	12-0
6-8	at Michigan State	W	4-3
	at Michigan State	W	7-3

1941

Overall Record: 18-13

Big Ten Record: 5-7 (17th)

Date	Opponent	Result	Score
3-25	at Randolph Macon	W	4-2
3-25	at Randolph Macon	W	6-2
3-26	at Richmond	W	5-1
3-27	at Richmond	L	8-7
3-28	at George Washington	W	10-1
3-29	at Maryland	W	7-1
4-12	Michigan State	W	5-4
	Michigan State	L	5-3
4-14	Western State	L	8-1
4-15	Western State	L	3-2
4-18	Purdue	W	3-2

4-19	Purdue	W	4-2
4-22	at Cincinnati	W	4-3
4-25	Wisconsin	L	10-7
4-26	Wisconsin	W	10-9
4-29	at Miami (Ohio)	W	9-4
5-2	Michigan	L	13-5
5-3	Michigan	L	15-8
5-6	Ohio	L	7-3
5-9	at Indiana	L	9-2
5-10	at Indiana	W	6-3
5-12	Kentucky	W	4-3
5-13	Kentucky	L	6-2
5-16	at Illinois	L	8-3
5-17	at Illinois	W	3-2
5-23	at Notre Dame	W	22-9
5-24	at Notre Dame	W	8-5
5-30	Wooster	W	8-7
6-2	California	W	4-1
6-6	Iowa	L	6-0
6-7	Iowa	L	5-1

1942

Overall Record: 15-7

Big Ten Record: 7-5 (13rd)

Date	Opponent	Result	Score
	Western Michigan	W	3-2
	Western Michigan	W	6-0
4-17	at Michigan State	W	5-3
4-18	at Michigan State	W	3-2
	Kentucky	W	9-5
4-21	at Ohio	L	5-2
	Indiana	W	5-4
	Indiana	W	6-1
	at Purdue	L	6-5
	at Purdue	W	4-2
	Oberlin	W	8-3
	Illinois	W	2-1
	Illinois	W	8-5
	Iowa	L	10-1
	Iowa	L	7-5
	Miami (Ohio)	L	6-4
	Pittsburgh	W	12-0
	Pittsburgh	W	17-0
	Michigan	W	3-2
	Michigan	L	7-1
	Wisconsin	W	5-2
	Wisconsin	L	5-4

1943

Overall Record: 13-4

Big Ten Record: 6-1 (1st)

Date	Opponent	Result	Score
4-23	Michigan State	W	3-0
4-24	Michigan State	L	10-6
4-26	Ohio	W	5-4
4-27	Cincinnati	W	10-1
4-30	Illinois	W	6-5
5-1	Illinois	L	13-0
5-5	Ohio	L	12-1
5-7	Western Michigan	W	6-4
5-14	Michigan	W	9-6
5-21	Chicago	W	16-2
5-22	Chicago	W	16-6
5-28	Cincinnati	W	12-5
5-29	Miami (Ohio)	W	3-2
6-4	Camp Atterbury	L	3-2
6-5	Camp Atterbury	W	3-0
6-11	Purdue	W	4-3
6-12	Purdue	W	4-1

1944

Overall Record: 16-6

Big Ten Record: 5-5 (5th)

Date	Opponent	Result	Score
4-15	Ohio	W	15-2
4-18	Lockbourne	W	4-3
4-21	Illinois	L	6-0
4-22	Illinois	L	7-1
4-26	Ohio	W	5-2
4-29	Oberlin	W	8-4
	Oberlin	W	2-1
	Oberlin	W	2-1
	Lockbourne	L	8-6
	Miami (Ohio)	W	4-0
	Chicago	W	14-3
	Chicago	W	17-4
	Wright Field	W	6-3
	Michigan	L	2-1
	Michigan	L	5-0
	Wright Field	W	9-0
	Lockbourne	W	6-1
	Purdue	W	5-4
	Purdue	L	5-1
	Purdue	W	11-2
	Denison	W	8-0
	Denison	W	11-2
	Indiana	W	6-1
	Indiana	W	8-7

1945

Head Coach Lowell Wrigley

Overall Record: 11-10-1

Big Ten Record: 4-5 (5th)			
Date	Opponent	Result	Score
4-10	at Lockbourne	L	12-10
4-17	at Wright Field	T	1-1
4-20	Wisconsin	L	6-3
4-21	Wisconsin	W	10-5
4-26	Patterson Field	W	11-1
4-27	Purdue	W	9-5
4-28	Purdue	W	9-8
5-1	Wright Field	L	15-6
5-4	at Illinois	L	3-2
5-5	at Illinois	L	8-2
5-8	Ohio	W	6-5
5-11	Michigan State	W	2-1
5-12	Michigan State	L	3-0
5-15	at Oberlin	W	3-0
5-18	at Northwestern	W	4-2
5-19	at Northwestern	L	7-1
5-21	Lockbourne	W	3-2
5-22	Ohio Wesleyan	W	6-2
5-25	Notre Dame	L	3-1
5-26	Notre Dame	L	10-8
5-29	Ohio Wesleyan	W	9-1
6-1	Indiana	L	4-6

1946

Overall Record: 7-16

Big Ten Record: 3-8 (9th)

Date	Opponent	Result	Score
4-13	at Ohio	L	2-0
4-20	at Notre Dame	L	9-3
	at Notre Dame	L	10-4
4-22	Western Michigan	W	6-4
4-23	Western Michigan	W	6-2
4-26	Illinois	L	8-5
4-27	Illinois	W	8-7
4-30	at Cincinnati	L	6-3
5-3	Purdue	L	10-3
5-4	Purdue	L	11-10
5-7	Cincinnati	L	7-6
5-8	Ohio Wesleyan	W	5-2
5-10	Northwestern	W	2-1
5-17	at Wisconsin	L	8-0
5-18	at Wisconsin	W	4-2
5-21	Ohio	W	6-0
5-22	at Miami (Ohio)	L	4-3
5-24	Indiana	L	3-1
5-25	Indiana	L	5-1
5-30	at Michigan State	L	4-3
	at Michigan State	L	7-3
6-1	Michigan	L	6-1
	Michigan	L	6-5

1947

Head Coach Floyd Stahl

Overall Record: 16-9

Big Ten Record: 9-5 (2nd)

Date	Opponent	Result	Score
3-17	at SMU	W	10-0
3-20	at SMU	W	15-2
	at SMU	L	5-1
3-21	at TCU	L	6-3
3-22	at TCU	W	16-0
	at TCU	W	7-6
4-8	Ohio	W	6-3
4-11	Wisconsin	W	3-2
4-12	Wisconsin	W	5-4
4-19	at Illinois	W	6-0
4-20	at Illinois	L	9-1
4-22	Ohio	L	2-1
4-25	at Northwestern	L	5-2
4-26	at Northwestern	L	8-4
5-2	Purdue	W	12-0
5-3	Purdue	W	4-3
5-9	at Iowa	W	3-2
5-10	at Iowa	L	4-3
5-16	Notre Dame	L	7-5
5-20	Miami (Ohio)	W	2-0
5-23	at Indiana	W	5-1
5-24	at Indiana	W	6-2
5-29	Michigan	L	8-4
5-30	Michigan	W	2-1
6-6	at Michigan State	W	2-1

1948

Overall Record: 18-12

Big Ten Record: 9-5 (3rd)

Date	Opponent	Result	Score
3-22	at Texas A&M	W	6-5
3-23	at Texas A&M	W	4-1
3-24	at Texas A&M	L	10-8
3-25	at Texas	L	8-6
3-26	at Texas	L	10-4
3-27	at Texas	L	12-11
4-6	at Ohio Wesleyan	W	6-0
4-9	Michigan State	W	12-11
4-10	Michigan State	W	4-3
4-13	Ohio	W	5-4
4-16	at Purdue	W	7-0
4-17	at Purdue	W	8-4

4-23	Northwestern	W	14-2
4-24	Northwestern	W	17-3
4-26	Quantico Marines	W	12-2
4-30	at Michigan	L	3-0
5-1	at Michigan	L	3-2
5-7	Indiana	W	7-1
5-8	Indiana	L	7-6
5-11	at Miami (Ohio)	L	5-4
5-14	at Notre Dame	W	6-3
5-15	at Notre Dame	L	6-0
5-21	Iowa	L	10-5
5-22	Iowa	W	4-1
5-25	Ohio Wesleyan	L	6-4
5-28	Illinois	W	6-0
5-29	Illinois	L	6-3
5-31	at Ohio	W	11-4
6-4	at Wisconsin	W	7-3
6-5	at Wisconsin	W	10-5

1949

Overall Record: 13-13

Big Ten Record: 6-6 (16th)

Date	Opponent	Result	Score
3-21	at Texas	L	11-5
3-22	at Texas	L	7-4
3-23	at Texas	W	5-1
3-24	at Texas A&M	W	12-4
3-25	at Texas A&M	W	7-6
4-12	at Ohio Wesleyan	L	7-6
4-14	Notre Dame	L	4-1
4-19	at Miami (Ohio)	W	11-4
4-22	Wisconsin	W	2-1
4-23	Wisconsin	L	10-0
4-26	Ohio Wesleyan	W	6-2
4-29	at Indiana	L	16-14
4-30	at Indiana	L	10-9

RESULTS BY YEAR

3-20	at Stetson	W	6-5
3-22	vs. North Carolina	W	8-7
3-22	at Rollins	L	5-1
3-23	vs. Amherst	W	6-4
3-24	at Rollins	W	2-1
3-25	vs. Georgia Tech	W	11-10
3-26	vs. Clemson	L	7-4
3-27	vs. Clemson	W	11-5
3-27	at Rollins	L	6-4
4-10	at Miami (Ohio)	L	6-2
4-15	Miami (Ohio)	W	12-0
4-17	at Western Michigan	L	6-4
4-17	at Western Michigan	W	7-4
4-20	Western Michigan	W	5-2
4-23	Indiana	W	8-0
4-24	Indiana	W	2-0
4-24	Indiana	W	5-0
4-30	Northwestern	L	2-1
5-1	Wisconsin	W	2-1
5-1	Wisconsin	L	1-0
5-7	at Purdue	W	7-3
5-8	at Illinois	L	4-3
5-8	at Illinois	W	7-1
5-14	Iowa	W	8-2
5-15	Minnesota	W	3-1
5-15	Minnesota	W	4-1
5-21	at Michigan	W	2-0
5-22	at Michigan State	L	6-4
5-22	at Michigan State	L	6-5
5-28	at Notre Dame	W	11-1
5-29	at Notre Dame	L	3-1

1955			
Overall Record: 20-12			
Big Ten Record: 9-3 (1st)			
Date	Opponent	Result	Score
3-19	vs. Alabama	L	4-2
3-20	vs. Alabama	L	7-5
3-21	at Rollins	W	11-9
3-23	vs. Georgia Tech	L	9-3
3-22	vs. Virginia Tech	W	8-0
3-25	vs. North Carolina	L	4-3
4-1	Pittsburgh	W	16-7
4-2	Pittsburgh	W	11-3
4-2	Pittsburgh	W	8-1
4-8	Western Michigan	L	16-4
4-9	Western Michigan	W	7-6
4-9	Western Michigan	L	3-1
4-15	Notre Dame	L	4-3
4-16	Notre Dame	W	3-2
4-16	Notre Dame	W	6-5
4-22	at Indiana	L	3-1
4-28	Ohio	W	7-6
4-29	at Wisconsin	W	14-5
4-30	at Northwestern	L	2-1
4-30	at Northwestern	W	3-1
5-4	at Ohio	W	5-3
5-6	Illinois	W	4-3
5-7	Purdue	W	14-9
5-13	at Minnesota	W	4-3
5-14	at Iowa	W	7-5
5-14	at Iowa	L	10-0
5-20	Michigan State	W	5-1
5-21	Michigan	W	13-4
5-21	Michigan	W	5-1
5-30	at Western Michigan *	L	1-0
5-30	at Western Michigan *	W	8-5
5-31	at Western Michigan *	L	7-5

1956			
Overall Record: 18-7-1			
Big Ten Record: 9-3-1 (2nd)			
Date	Opponent	Result	Score
3-17	at Stetson	W	5-1
	at Stetson	L	10-8
3-19	at Rollins	W	12-9
3-20	at Rollins	L	13-7
3-21	vs. Georgia Tech	W	6-5
3-22	vs. Virginia Tech	W	8-6
3-23	vs. Virginia Tech	W	21-3
3-24	vs. Yale	W	5-2
3-26	vs. Yale	L	9-8
4-13	Western Michigan	L	3-0
4-14	Western Michigan	W	9-7
4-21	Xavier	W	18-2
	Xavier	W	18-2
4-28	at Michigan State	W	8-7
5-4	Indiana	W	7-1
5-5	Indiana	W	7-2
	Indiana	W	4-1
5-11	Wisconsin	W	4-3
5-12	Northwestern	W	3-0
	Northwestern	L	4-3
5-18	at Illinois	W	16-4
5-19	at Purdue	L	5-1
	at Purdue	L	9-5
5-25	Minnesota	W	4-2
5-26	Iowa	W	5-3
	Iowa	T	4-4

1957			
Overall Record: 15-6-1			
Big Ten Record: 4-5 (8th)			
Date	Opponent	Result	Score
3-16	at Stetson	W	13-3
	at Stetson	W	7-0
3-18	vs. Georgia	W	3-1
3-19	vs. Georgia	L	7-0
3-19	at Rollins	W	4-0
3-20	vs. Georgia Tech	T	5-5
3-21	vs. North Carolina	W	6-2
3-22	vs. North Carolina	W	10-6
3-23	at Rollins	W	3-0
4-16	at Miami (Ohio)	W	2-1
4-20	Pittsburgh	W	5-1
	Pittsburgh	W	7-6
4-23	Ohio	W	4-3
4-26	Michigan	L	14-4
4-27	Michigan State	W	6-2
	Michigan State	W	2-1
5-3	at Indiana	L	6-3
5-4	at Indiana	W	6-2
	at Indiana	W	2-1
5-17	Purdue	L	2-1
5-18	Illinois	L	4-2
5-24	at Iowa	L	4-3

1958			
Overall Record: 22-7-1			
Big Ten Record: 9-6 (3rd)			
Date	Opponent	Result	Score
3-22	at Jacksonville	W	8-1
	at Jacksonville	W	10-0
3-25	vs. Duke	W	6-3
3-26	vs. Duke	W	3-1
3-26	at Rollins	W	9-2
3-27	vs. Georgia Teachers	W	8-1
3-28	vs. Georgia Teachers	W	4-3
3-28	at Rollins	W	1-0
3-29	at Rollins	W	7-4
3-31	vs. Amherst	T	0-0
4-5	Kent State	W	8-6
	Kent State	W	3-0
4-18	Penn State	W	9-0
4-19	Penn State	L	7-2
	Penn State	W	9-4
4-25	Iowa	W	7-3
4-26	Minnesota	W	4-2
	Minnesota	L	5-4
4-22	at Michigan	W	8-5
5-3	at Michigan State	L	14-0
	at Michigan State	L	7-1
5-9	Indiana	W	3-1
5-10	Indiana	W	6-2
	Indiana	W	4-2
5-16	Northwestern	W	6-0
5-17	Wisconsin	L	7-1
	Wisconsin	W	4-3
5-23	at Purdue	W	7-1
5-24	at Illinois	L	10-5
	at Illinois	L	5-1

1959			
Overall Record: 17-14			
Big Ten Record: 5-10 (10th)			
Date	Opponent	Result	Score
3-22	vs. Miami (Fla.)	W	4-0
3-23	at Rollins	W	6-1
3-24	vs. New York	W	7-4
3-25	vs. New York	W	10-4
3-25	at Rollins	W	5-0
3-26	vs. Wake Forest	W	9-4
3-27	vs. New York	W	4-2
3-28	at Rollins	L	4-2
4-4	Kent State	W	11-0
	Kent State	W	5-2
4-10	Xavier	W	2-0
4-11	Xavier	L	4-3
	Xavier	W	1-0
4-17	at Penn State	W	6-3
4-18	at Penn State	L	8-2
	at Penn State	L	6-2
4-24	at Minnesota	L	9-0
4-25	at Iowa	W	9-8
	at Iowa	W	7-2
5-1	Michigan State	L	5-3
5-2	Michigan	W	7-4
	Michigan	W	9-1
5-8	at Indiana	L	3-2
5-9	at Indiana	L	7-4
	at Indiana	L	6-5
5-15	at Wisconsin	L	6-3
5-16	at Northwestern	L	14-9
	at Northwestern	L	4-3
5-22	Illinois	L	3-1
5-23	Purdue	L	2-0
	Purdue	W	8-2

1960			
-------------	--	--	--

Overall Record: 21-7-2			
Big Ten Record: 6-4 (2nd)			
Date	Opponent	Result	Score
3-19	vs. Georgia	W	10-3
3-19	at Florida State	W	14-7
3-21	at Rollins	T	4-4
3-22	vs. Amherst	L	12-3
3-22	at Rollins	L	8-1
3-23	vs. Amherst	W	14-2
3-24	vs. South Carolina	W	9-2
3-25	at Rollins	T	2-2
3-25	vs. Amherst	W	7-3
4-1	Kent State	W	7-4
4-2	Kent State	W	5-1
	Kent State	L	6-5
4-12	Western Michigan	W	6-1
	Western Michigan	W	5-3
4-15	at Pittsburgh	W	5-3
4-16	at Pittsburgh	W	1-0
	at Pittsburgh	W	3-2
4-22	Xavier	W	13-0
4-23	Xavier	W	18-14
	Xavier	W	9-1
4-29	at Illinois	W	9-0
5-6	Minnesota	L	8-6
5-13	at Michigan State	L	4-2
5-14	at Michigan	L	6-3
	at Michigan	W	4-2
5-21	Indiana	L	10-3
	Indiana	W	3-2
	Indiana	W	11-8
5-28	Northwestern	W	4-2
	Northwestern	W	9-4

1961			
Overall Record: 12-11-1			
Big Ten Record: 4-8 (7th)			
Date	Opponent	Result	Score
3-20	vs. Miami (Fla.)	T	2-2
3-22	vs. Miami (Fla.)	W	6-4
3-23	at Rollins	W	2-1
3-24	at Rollins	L	10-7
4-8	Xavier	W	15-4
	Xavier	W	8-0
4-11	at Miami (Ohio)	W	3-2
4-14	Cincinnati	W	3-0
4-15	Cincinnati	L	7-5
	Cincinnati	W	9-3
4-21	Purdue	W	4-2
4-28	at Iowa	L	6-5
4-29	at Minnesota	L	13-10
	at Minnesota	L	4-3
5-2	at Western Michigan	L	10-6
	at Western Michigan	W	3-2
5-6	Michigan State	W	7-6
	Michigan State	L	9-3
5-12	at Indiana	L	2-0
5-13	at Indiana	L	14-8
	at Indiana	L	7-6
5-19	at Northwestern	W	8-4
5-20	at Wisconsin	W	8-5
	at Wisconsin	L	3-2

1962			
Overall Record: 19-14			
Big Ten Record: 9-5 (3rd)			
Date	Opponent	Result	Score
3-17	at Jacksonville	W	1-0
	at Jacksonville	L	4-1
3-19	at Miami (Fla.)	L	4-1
3-20	at Miami (Fla.)	W	12-8
3-21	at Miami (Fla.)	L	7-3
3-22	at Rollins	L	8-3
3-23	at Rollins	L	4-1
3-24	at Rollins	L	10-9
	at Rollins	W	6-1
4-6	Cincinnati	W	1-0
4-7	Cincinnati	W	5-1
	Cincinnati	W	12-5
4-10	Miami (Ohio)	W	6-1
4-14	Bowling Green	W	7-2
	Bowling Green	W	7-3
	Bowling Green	L	7-2
4-16	at Ohio	L	18-0
4-20	Wisconsin	W	1-0
4-21	Northwestern	W	27-12
	Northwestern	L	6-5
4-27	at Illinois	L	8-0
4-28	at Purdue	W	8-0
	at Purdue	W	5-2
4-30	Western Michigan	W	7-3
	Western Michigan	L	9-8
5-4	Minnesota	W	12-11
5-5	Iowa	W	8-1
	Iowa	W	7-4
5-11	at Michigan State	W	6-3
5-12	at Michigan	L	5-4
	at Michigan	L	4-2
5-18	Indiana	L	12-2
5-19	Indiana	W	10-9

1963			
Overall Record: 23-13-1			
Big Ten Record: 9-6 (13rd)			
Date	Opponent	Result	Score
3-16	at Miami (Fla.)	W	4-3
3-18	at Tampa	L	8-2
	at Tampa	W	10-3
3-19	vs. Georgia Tech	L	9-8
3-20	vs. Georgia Tech	W	5-0
3-20	at Rollins	T	2-2
3-21	at Rollins	L	4-1
3-22	at Rollins	W	4-0
3-23	at Rollins	L	1-0
3-29	Kent State	W	5-3
	Kent State	W	3-0
	Kent State	W	4-3
4-2	Ohio	W	15-3
4-5	Bowling Green	W	9-0
4-6	Bowling Green	L	5-4
	Bowling Green	W	13-2
4-12	at Western Michigan	L	6-2
4-13	at Western Michigan	W	9-3
	at Western Michigan	L	5-4
4-20	Cincinnati	W	5-1
	Cincinnati	W	5-1
	Cincinnati	W	9-5
4-26	at Wisconsin	L	4-1
4-27	at Northwestern	W	5-1
	at Northwestern	W	6-2
5-3	Illinois	W	4-3
5-4	Purdue	W	18-10
	Purdue	W	4-1
5-10	at Minnesota	L	11-9
5-11	at Iowa	L	11-3
	at Iowa	L	3-1
5-17	Michigan State	W	5-2
5-18	Michigan	L	5-4
	Michigan	W	3-0
5-24	at Indiana	W	4-0
5-25	at Indiana	L	9-8
	at Indiana	W	7-1

1964			
Overall Record: 21-10			
Big Ten Record: 10-5 (3rd)			
Date	Opponent	Result	Score
3-20	at Rollins	W	11-0
3-21	at Rollins	L	4-0
3-23	at Rollins	W	10-7
3-24	at Miami (Fla.)	W	10-7
	at Miami (Fla.)	W	8-4
3-25	at Miami (Fla.)	W	3-1
3-27	vs. Connecticut Wesleyan	L	4-2
3-28	at Miami (Fla.)	W	4-2
4-10	Western Michigan	W	10-0
4-11	Western Michigan	L	5-3
	Western Michigan	L	4-2
4-14	at Miami (Ohio)	W	16-1
4-17	Xavier	W	8-3
4-18	Cincinnati	W	6-2
4-24	Indiana	L	9-1
4-25	Indiana	L	5-4
	Indiana	W	4-3
4-29	at Bowling Green	L	3-2
5-1	Northwestern	W	15-2
5-2	Wisconsin</		

RESULTS BY YEAR

4-22	Southern Illinois	L	3-2
	Southern Illinois	L	7-5
	Southern Illinois	W	12-0
4-25	at Bowling Green	T	6-6
4-28	at Indiana	L	2-1
4-29	at Indiana	L	5-0
5-5	at Wisconsin	W	4-1
	at Wisconsin	L	3-2
5-6	at Northwestern	W	5-0
	at Northwestern	W	1-0
5-12	Illinois	W	3-2
	Illinois	W	6-2
5-13	Purdue	W	3-0
	Purdue	W	7-1
5-19	at Minnesota	L	7-0
	at Minnesota	W	12-9
5-20	at Iowa	W	2-1
	at Iowa	W	1-0
5-25	vs. Valparaiso *	W	3-2
5-26	at Southern Illinois *	W	5-4
5-27	vs. Western Michigan *	L	5-4
	vs. Western Michigan *	W	5-4
6-12	vs. Auburn *	L	1-0
6-13	vs. Houston *	L	7-6

*-NCAA Districts, Carbondale, Ill.; --College World Series, Omaha, Neb.

1968			
Overall Record: 16-20			
Big Ten Record: 6-8 (5th)			
Date	Opponent	Result	Score
	vs. Michigan State	L	9-4
	vs. Rutgers	W	4-3
	at Miami (Fla.)	W	3-1
	vs. Michigan State	L	6-2
	at Miami (Fla.)	W	3-1
	vs. Army	L	4-3
	vs. Western Michigan	L	1-0
	vs. Michigan State	L	9-7
3-20	Ohio	L	6-5
	Ohio	W	3-2
4-2	Bowling Green	W	10-0
4-5	Western Michigan	L	7-5
4-6	Western Michigan	L	8-6
	Western Michigan	L	8-6
4-12	Cincinnati	W	2-0
	Cincinnati	W	9-0
4-13	at Pittsburgh	W	7-1
	at Pittsburgh	W	5-0
4-20	at Southern Illinois	L	8-1
	at Southern Illinois	L	12-4
4-21	at Southern Illinois	L	3-1
	at Southern Illinois	W	7-0
4-26	Iowa	W	5-3
	Iowa	L	2-0
4-27	Minnesota	L	5-3
	Minnesota	W	5-0
5-3	at Michigan	L	6-3
	at Michigan	L	8-3
5-4	at Michigan State	L	4-0
	at Michigan State	L	8-2
5-10	Indiana	L	5-3
5-17	Northwestern	W	6-3
	Northwestern	W	2-1
5-18	Wisconsin	L	4-2
	Wisconsin	W	13-2
5-25	at Illinois	W	3-2

1969			
Overall Record: 16-15			
Big Ten Record: 9-7 (3rd)			
Date	Opponent	Result	Score
3-17	at Northern Arizona	L	11-7
3-17	at Arizona State	W	10-5
3-18	at Arizona State	L	2-0
3-19	at Grand Canyon	L	5-1
3-19	at Arizona State	L	5-0
3-20	at Arizona	L	8-0
3-21	at Arizona	L	7-2
4-5	at Western Michigan	L	2-1
	at Western Michigan	L	6-3
4-11	Cincinnati	W	3-2
4-12	Cincinnati	W	7-0
	Cincinnati	W	4-3
4-16	at Ohio	W	2-0
4-25	at Minnesota	L	6-1
	at Minnesota	L	8-6
4-26	at Iowa	W	4-0
	at Iowa	W	7-3
4-29	Bowling Green	W	3-0
	Bowling Green	W	3-0
5-2	Michigan	W	2-1
	Michigan	L	8-3
5-3	Michigan State	W	2-1
	Michigan State	W	7-6
5-11	at Indiana	L	6-3
	at Indiana	L	2-0
5-16	at Northwestern	W	6-2
	at Northwestern	W	13-2
5-23	Purdue	W	6-2
	Purdue	W	6-0

5-24	Illinois	L	4-2
	Illinois	L	4-3
1970			
Overall Record: 27-8-1			
Big Ten Record: 13-3 (2nd)			
Date	Opponent	Result	Score
3-21	vs. Army	W	6-4
3-22	vs. Army	W	7-1
3-23	vs. Michigan State	T	3-3
3-24	vs. Penn State	W	1-0
3-25	at Miami (Fla.)	W	12-5
3-26	vs. Connecticut	L	1-0
3-27	vs. Rutgers	W	8-2
3-28	vs. Michigan State	W	8-0
4-4	Western Michigan	L	4-1
	Western Michigan	L	5-1
	Western Michigan	W	5-3
4-10	Cincinnati	W	7-2
4-11	Cincinnati	W	2-0
	Cincinnati	L	5-1
4-14	Ohio	W	4-3
4-17	at Ball State	W	14-7
	at Ball State	W	4-3
4-18	at Ball State	L	3-2
	at Ball State	W	7-2
4-24	at Illinois	W	4-0
	at Illinois	W	5-2
4-25	at Purdue	W	6-3
	at Purdue	W	6-1
4-28	at Bowling Green	W	13-4
5-1	Minnesota	W	11-0
	Minnesota	W	7-6
5-2	Iowa	W	3-1
	Iowa	W	8-0
5-16	at Indiana	W	2-0
	at Indiana	W	4-1
5-22	Wisconsin	W	8-7
	Wisconsin	W	5-3
5-23	Northwestern	W	4-2
	Northwestern	L	5-0
5-30	at Michigan State	L	2-1
	at Michigan State	L	5-3

1971			
Overall Record: 13-21			
Big Ten Record: 5-11 (18th)			
Date	Opponent	Result	Score
3-21	at Florida State	W	4-0
3-22	at Florida State	W	9-1
3-23	vs. Rutgers	L	5-4
3-24	at Miami (Fla.)	L	7-6
3-25	vs. Michigan State	L	5-2
3-26	at Miami (Fla.)	L	12-2
3-26	vs. Michigan State	L	11-1
3-27	vs. Rutgers	L	7-6
4-9	at Cincinnati	W	6-5
4-10	at Cincinnati	L	10-9
4-10	at Cincinnati	L	3-0
4-13	at Ohio	L	7-3
4-16	Ball State	W	15-3
	Ball State	L	7-2
4-17	Ball State	W	7-6
	Ball State	W	4-1
4-23	Illinois	L	8-7
	Illinois	W	3-2
4-24	Purdue	W	12-7
	Purdue	W	6-5
4-27	Bowling Green	W	10-7
	Bowling Green	W	10-1
4-30	at Minnesota	L	5-4
	at Minnesota	L	12-3
5-1	at Iowa	L	7-3
	at Iowa	L	6-0
5-8	Michigan	L	9-2
	Michigan	L	2-1
5-15	at Indiana	L	8-7
	at Indiana	W	5-1
5-21	at Wisconsin	L	3-1
	at Wisconsin	W	6-3
5-22	at Northwestern	L	5-2
	at Northwestern	L	3-2

1972			
Overall Record: 11-25			
Big Ten Record: 6-10 (7th)			
Date	Opponent	Result	Score
3-18	vs. North Carolina	L	6-3
3-18	at Florida	L	8-7
3-19	at Florida	L	5-1
3-20	at Miami (Fla.)	L	13-3
3-21	vs. Southern Illinois	W	4-1
3-22	vs. Michigan State	L	14-4
3-23	at Miami (Fla.)	W	7-4
3-24	vs. Southern Illinois	L	6-3
3-25	vs. Michigan State	L	13-5
3-26	vs. Lafayette	L	10-1
4-1	at Dayton	W	19-1
4-11	Ohio	W	5-0
	Ohio	L	6-4
4-14	Iowa	W	3-2

1973			
Overall Record: 22-14-1			
Big Ten Record: 11-7 (3rd)			
Date	Opponent	Result	Score
3-17	at Stetson	W	2-0
	at Stetson	L	2-1
3-18	at Eckard	W	7-2
3-19	at Miami (Fla.)	L	6-5
3-20	vs. Michigan State	W	23-12
3-22	vs. Cornell	T	1-1
3-23	vs. Cornell	W	4-2
3-24	at Miami (Fla.)	L	10-4
3-25	vs. Michigan State	L	11-2
3-26	vs. Michigan State	L	1-0
3-30	at Eastern Kentucky	W	2-1
	at Eastern Kentucky	L	5-2
3-31	at Eastern Kentucky	W	5-2
	at Eastern Kentucky	W	9-0
4-7	Dayton	W	5-1
4-13	at Northwestern	W	4-3
	at Northwestern	W	4-1
4-14	vs. Wisconsin	W	15-7
	vs. Wisconsin	L	6-1
4-20	Purdue	L	7-5
	Purdue	W	6-3
4-21	Illinois	W	8-4
	Illinois	L	9-5
4-27	at Iowa	W	8-5
	at Iowa	W	12-1
4-28	at Minnesota	L	7-2
	at Minnesota	L	12-0
5-1	at Kent State	W	14-2
	at Kent State	W	3-1
5-5	Xavier	W	3-2
	Xavier	L	6-3
5-11	Michigan	L	9-6
	Michigan	L	10-3
5-12	Michigan State	W	10-2
	Michigan State	W	8-2
5-19	at Indiana	W	5-2
	at Indiana	W	8-7

1974			
Overall Record: 14-24			
Big Ten Record: 6-12 (9th)			
Date	Opponent	Result	Score
3-15	vs. Middle Tennessee	W	3-1
	vs. Middle Tennessee	W	3-2
3-18	vs. Buffalo	W	5-1
3-18	vs. Michigan State	L	5-3
3-19	at Miami (Fla.)	L	16-1
3-20	vs. Michigan State	L	7-4
3-21	vs. Seton Hall	W	8-4
3-22	at Miami (Fla.)	L	5-0
3-23	vs. Seton Hall	L	7-6
3-30	Eastern Kentucky	W	2-2
4-6	Ohio	W	2-1
	Ohio	L	3-1
4-7	Ohio	L	10-8
	Ohio	L	2-0
4-12	Wisconsin	L	7-4
	Wisconsin	L	4-1
4-13	Northwestern	L	6-1
	Northwestern	W	21-1
4-19	at Illinois	W	5-4
	at Illinois	L	6-1
4-20	at Purdue	W	7-0
	at Purdue	L	6-3
4-26	Minnesota	L	10-0
	Minnesota	L	8-2
4-27	Iowa	L	5-0
	Iowa	W	1-0
5-1	at Kent State	W	9-3
	at Kent State	L	3-1
5-4	at Cincinnati	L	6-1
	at Cincinnati	W	8-2
5-7	at Bowling Green	L	8-1
	at Bowling Green	L	4-2

4-15	Minnesota	L	3-1
	Minnesota	W	11-5
4-22	at Illinois	L	2-1
	at Illinois	L	7-1
4-25	at Bowling Green	L	4-0
	at Bowling Green	L	1-0
4-28	Northwestern	L	12-1
	Northwestern	W	5-0
4-29	Wisconsin	L	3-1
	Wisconsin	W	4-1
5-2	Kent State	L	10-4
5-5	at Southern Illinois	L	6-4
	at Southern Illinois	W	9-6
5-6	at Southern Illinois	L	11-0
	at Southern Illinois	L	8-5
5-12	at Michigan	L	7-0
	at Michigan	L	12-0
5-13	at Michigan State	L	10-5
	at Michigan State	L	6-5
5-20	Indiana	W	5-4
	Indiana	W	4-1

1975			
Overall Record: 17-22-1			
Big Ten Record: 7-10 (6th)			
Date	Opponent	Result	Score
3-21	at Vanderbilt	W	20-3
	at Vanderbilt	W	9-3
3-24	vs. Tennessee	W	9-5
3-25	at Rollins	L	8-0
3-26	vs. Princeton	W	7-0
3-27	vs. Tennessee	L	7-2
3-28	at Rollins	L	12-2
3-29	vs. Princeton	W	9-4
4-4	at Ohio	L	13-3
	at Ohio	L	2-1
4-5	at Ohio	L	11-5
	at Ohio	L	3-2
4-12	vs. Wisconsin	L	12-2
	vs. Wisconsin	L	6-5
4-13	at Northwestern	L	4-3
	at Northwestern	W	10-4
4-15	at Eastern Kentucky	L	5-4
	at Eastern Kentucky	W	12-1
4-18	Illinois	W	2-0
	Illinois	T	10-10
4-19	Purdue	W	7-5
	Purdue	L	23-17
4-25	at Minnesota	L	8-4
	at Minnesota	L	4-2
4-26	at Iowa	L	9-8
	at Iowa	W	7-6
4-29	Kent State	L	8-7
	Kent State	W	8-3
5-2	Xavier	L	2-1
	Xavier	L	3-0
5-3	Cincinnati	W	7-5
	Cincinnati	L	10-7
5-6	Bowling Green	W	3-2
	Bowling Green	W	7-4
5-9	Michigan State	L	1-0
	Michigan State	W	1-0
5-10	Michigan	L	4-0
	Michigan	W	1-0
5-17	at Indiana	L	3-0
	at Indiana	W	12-9

1976			
Head Coach Dick Finn			
Overall Record: 24-16			
Big Ten Record: 9-7 (5th)			
Date	Opponent	Result	Score
3-19	vs. Notre Dame	W	3-0
3-19	at Florida State	L	24-13
3-20	vs. Cincinnati	L	2-1
3-20	vs. Notre Dame	L	4-2
3-21	at Alabama	W	3-2
3-21	at South Alabama	W	9-2
3-22	at South Alabama	W	10-2
3-23	at Louisiana State	L	8-6
	at Louisiana State	W	4-3
3-26	at New Orleans	L	4-2
	at New Orleans	L	4-3
4-2	Ohio	W	7-2
	Ohio	W	11-8
4-3	Ohio	W	2-1
	Ohio	L	9-8
4-10	Western Michigan	L	6-5
	Western Michigan	L	14-3
4-16	at Cincinnati	W	7-1
	at Cincinnati	W	6-5
4-17	Xavier	W	15-2
	Xavier	W	12-7
4-24	Northwestern	W	7-1
	Northwestern	W	13-2
4-25	Wisconsin	L	7-4
	Wisconsin	W	7-4
5-1	Indiana	L	

RESULTS BY YEAR

at Purdue W 8-1

1979
Overall Record: 17-26-2
Big Ten Record: 10-7 (6th)

Date	Opponent	Result	Score
3-16	at Florida Southern	L	4-0
	at Florida Southern	L	6-5
3-17	at Eckerd	L	5-3
3-17	at St. Leo	L	12-3
3-19	vs. Seton Hall	L	15-10
3-19	at Stetson	L	17-1
3-20	vs. Maryland	W	4-2
3-21	at Rollins	L	10-5
3-22	vs. Seton Hall	L	10-1
3-23	vs. Maryland	T	2-2
3-23	at Florida	L	10-3
3-24	at Rollins	L	5-2
4-1	Ohio	L	7-2
	Ohio	L	8-0
4-3	Wright State	L	2-1
	Wright State	T	1-1
4-7	Western Michigan	L	3-1
	Western Michigan	L	9-2
4-10	at Miami (Ohio)	L	6-0
	at Miami (Ohio)	L	5-0
4-14	Xavier	W	5-2
	Xavier	W	7-3
4-21	at Iowa	W	7-2
	at Iowa	L	2-1
4-22	at Northwestern	W	8-0
	at Northwestern	L	1-0
4-25	Bowling Green	W	7-3
	Bowling Green	L	12-6
4-28	at Indiana	W	10-4
	at Indiana	W	7-6
5-1	vs. Detroit	L	4-0
5-1	at Toledo	W	4-1
5-4	Michigan State	W	5-0
5-5	Michigan	L	7-0
	Michigan	W	6-5
5-8	Kent State	W	8-6
	Kent State	W	8-4
5-12	at Minnesota	W	6-1
	at Minnesota	L	4-3
5-13	at Wisconsin	L	3-2
	at Wisconsin	L	4-1
5-19	Illinois	W	8-1
	Illinois	W	11-10
5-20	Purdue	W	7-4
	Purdue	L	5-4

1980
Overall Record: 18-25
Big Ten Record: 6-10 (16th)

Date	Opponent	Result	Score
3-22	at West Carolina	W	10-2
3-23	at Newberry	W	5-3
3-25	at Clemson	L	4-1
3-26	at Clemson	L	2-0
3-27	at Clemson	L	6-0
	at Clemson	L	8-3
3-29	at South Carolina	L	1-0
	at South Carolina	L	9-3
4-5	at Ohio	W	8-5
	at Ohio	W	12-1
4-8	Miami (Ohio)	L	7-3
4-11	at Western Michigan	L	4-3
	at Western Michigan	W	4-2
4-12	at Western Michigan	L	8-1
	at Western Michigan	L	4-2
4-16	Cleveland State	L	8-2
	Cleveland State	W	12-0
4-18	Indiana	W	3-0
	Indiana	W	5-1
4-20	Akron	W	3-2
	Akron	W	19-3
4-22	at Kent State	L	10-9
	at Kent State	W	9-3
4-26	Northwestern	L	8-4
	Northwestern	L	4-1
4-27	Iowa	L	6-2
	Iowa	L	9-5
4-29	at Bowling Green	L	1-0
	at Bowling Green	L	5-3
5-2	Wisconsin	W	6-5
	Wisconsin	L	4-0
5-3	Minnesota	L	8-1
	Minnesota	L	7-4
5-6	Wright State	L	9-8
	Wright State	W	9-0
5-10	at Michigan	L	4-0
	at Michigan	L	7-1
5-11	at Michigan State	L	12-4
	at Michigan State	W	9-3
5-14	Toledo	W	3-2
	Toledo	W	11-4
5-18	at Illinois	W	6-5
	at Illinois	W	13-8

Overall Record: 34-18
Big Ten Record: 7-9 (3rd East)

Date	Opponent	Result	Score
3-20	at Lenoir-Rhyne	W	8-2
3-21	at Lenoir-Rhyne	W	16-9
3-23	at Clemson	L	4-2
3-24	vs. Tennessee	L	7-0
3-24	at Clemson	W	8-7
3-25	at Western Carolina	L	12-11
3-26	at Western Carolina	W	32-16
3-27	at South Carolina	L	9-1
3-28	at South Carolina	W	12-6
3-31	at Cincinnati	W	18-3
4-1	at Capital	W	12-9
4-2	Cleveland State	W	9-8
4-5	Western Michigan	L	9-5
	Western Michigan	W	11-4
4-7	Akron	W	9-8
4-8	at Ohio	W	15-10
	at Ohio	W	18-6
4-9	at Capital	W	16-4
4-11	Michigan	L	7-2
4-12	Michigan	W	7-3
	Michigan	L	8-3
4-13	Michigan	L	4-2
4-14	Otterbein	W	14-9
4-15	Cincinnati	W	6-4
4-16	at Wittenberg	W	9-1
4-17	Wright State	W	7-3
	Wright State	W	16-5
4-20	at Cleveland State	W	6-0
	at Cleveland State	L	4-0
4-21	Ohio	L	8-5
4-22	Kent State	W	5-2
	Kent State	W	9-4
4-25	at Purdue	L	8-3
	at Purdue	W	5-1
4-26	at Purdue	L	3-1
	at Purdue	L	12-5
4-29	at Wright State	W	6-3
	at Wright State	W	6-2
4-30	Otterbein	W	5-1
5-2	at Michigan State	W	6-0
	at Michigan State	W	11-5
5-3	at Michigan State	L	8-6
	at Michigan State	L	7-6
5-4	Ashland	W	5-4
5-5	Bowling Green	W	3-2
	Bowling Green	W	4-1
5-7	Indiana	W	8-4
	Indiana	W	3-2
5-8	Indiana	W	5-4
	Indiana	L	7-5
5-12	at Toledo	L	6-0
	at Toledo	L	5-4

1982
Overall Record: 45-14-1
Big Ten Rec: 13-3 (1st East/2nd)

Date	Opponent	Result	Score
3-19	at Lenoir-Rhyne	W	12-0
3-20	at Lenoir-Rhyne	W	6-1
3-22	at Western Carolina	W	8-7
3-23	at Western Carolina	L	13-4
3-24	at Clemson	W	7-2
3-25	at Clemson	L	7-1
3-26	at South Carolina	L	19-1
3-27	at South Carolina	L	8-6

3-29	Ashland	W	6-2
3-30	at Cincinnati	W	12-3
4-1	at Capital	W	11-5
4-2	Otterbein	W	10-8
4-3	at Ohio	W	9-6
	at Ohio	W	9-2
4-8	Otterbein	L	3-2
4-12	Ohio Dominican	W	18-5
4-13	at Bowling Green	W	4-1
	at Bowling Green	T	3-3
4-14	Defiance	W	6-3
4-15	Wright State	W	12-6
4-17	at Indiana	W	11-6
	at Indiana	W	4-3
4-18	at Indiana	W	8-4
	at Indiana	W	12-5
4-20	Cincinnati	W	17-9
4-21	at Akron	L	6-5
	at Akron	W	7-2
4-22	at Otterbein	W	18-5
4-24	Purdue	W	4-3
4-25	Purdue	W	7-6
	Purdue	W	8-2
4-27	Denison	W	12-2
4-28	at Wright State	W	6-5
	at Wright State	L	22-6
4-29	Wittenberg	W	7-5
5-1	at Michigan	W	6-4
	at Michigan	L	4-2
5-2	at Michigan	W	6-0
	at Michigan	W	12-4
5-5	Toledo	W	4-1
	Toledo	W	21-15
5-6	at Ashland	W	16-3
5-8	Michigan State	W	12-5
	Michigan State	L	7-3
5-9	Michigan State	W	7-1
	Michigan State	W	3-2
5-11	Ohio Northern	W	17-8
5-12	at Kent State	W	5-2
	at Kent State	W	8-4
5-15	at Cleveland State	W	6-0
	at Cleveland State	W	5-1
5-16	Cleveland State	W	9-7
	Cleveland State	W	9-4
5-21	vs. Minnesota @	W	5-3
5-22	vs. Michigan @	W	7-2
5-23	vs. Minnesota @	L	8-7
5-23	vs. Minnesota @	L	7-5
5-28	vs. Oklahoma *	L	5-2
5-29	vs. Florida State *	L	8-3
@-Big Ten Playoffs, Champaign, Ill.; *-NCAA Central Regional, Austin, Texas			

1983
Overall Record: 24-21
Big Ten Record: 3-9 (5th East)

Date	Opponent	Result	Score
3-20	at Western Carolina	W	4-3
	at Western Carolina	L	9-8
3-22	at Western Carolina	L	9-8
	at Western Carolina	W	24-4
3-23	at Clemson	L	10-1
3-25	at South Carolina	L	7-6
	at South Carolina	L	7-6
3-26	at South Carolina	W	3-2
3-29	at Cincinnati	W	6-5

3-30	Ohio Dominican	W	17-5
4-1	Ohio	L	8-7
4-2	at Ohio	L	6-2
4-5	Otterbein	W	9-3
4-12	Toledo	W	3-2
	Toledo	L	3-2
4-16	at Michigan State	L	4-0
	at Michigan State	W	3-1
4-19	at Otterbein	L	6-4
4-20	Kent State	W	17-4
	Kent State	W	11-8
4-21	Defiance	W	15-8
4-23	at Purdue	L	2-1
	at Purdue	L	10-6
4-24	at Purdue	W	15-6
	at Purdue	L	9-5
4-26	Ashland	W	15-7
	at Wright State	L	6-5
	at Wright State	W	14-2
4-28	Otterbein	W	24-9
4-30	Michigan	L	10-3
	Michigan	W	1-0
5-1	Michigan	L	11-2
	Michigan	L	17-11
5-4	at Wittenberg	W	12-8
5-5	Cincinnati	W	18-7
5-6	Cleveland State	L	7-2
	Cleveland State	W	11-0
5-7	at Cleveland State	W	2-1
	at Cleveland State	W	5-3
5-9	at Ohio Northern	W	7-0
5-10	Bowling Green	L	12-11
	Bowling Green	W	6-3
5-11	at Capital	W	7-1
5-14	Indiana	L	7-5
	Indiana	L	14-3

1984
Overall Record: 30-17-1
Big Ten Record: 8-8 (3rd East)

Date	Opponent	Result	Score
3-16	at Birmingham Southern	W	3-2
3-17	at Birmingham Southern	W	11-6
3-18	at Alabama-Birmingham	W	10-9
3-19	at Alabama-Birmingham	L	11-3
3-21	at Georgia Tech	L	18-4
	at Georgia Tech	L	14-5
3-22	at South Carolina	W	8-4
3-23	at South Carolina	L	8-1
3-24	at South Carolina	L	4-3
3-26	Capital	W	9-4
3-27	at Cincinnati	T	6-6
3-31	Ohio	W	8-1
	Ohio	W	2-1
4-1	Ohio	W	8-6
	Ohio	W	16-3
4-2	at Ohio Dominican	W	16-5
4-7	Cleveland State	W	3-2
	Cleveland State	W	13-0
4-8	Cleveland State	W	8-7
	Cleveland State	W	10-3
4-10	Toledo	W	10-6
	Toledo	W	8-5
4-11	Wittenberg	W	5-0
4-14	Michigan State	W	4-3
	Michigan State	L	8-7
4-15	Michigan State	W	15-8
	Michigan State	W	8-6

4-20	Purdue	W	7-4
	Purdue	L	7-4
4-21	Purdue	L	3-0
	Purdue	W	4-3
4-24	Xavier	W	9-3
4-25	at Wright State	L	11-10
4-26	Ohio Wesleyan	W	14-6
4-28	at Michigan	L	3-2
	at Michigan	L	2-0
4-30	at Michigan	L	3-1
	at Michigan	W	8-4
5-1	at Akron	L	7-6
5-2	Cincinnati	W	15-6
5-5	at Western Michigan	L	5-4
	at Western Michigan	L	2-1
5-7	Defiance	W	6-3
5-8	Otterbein	W	13-3
5-12	at Indiana	W	5-3
	at Indiana	L	3-2
5-14	at Indiana	W	6-3
	at Indiana	L	12-0

1985
Overall Record: 29-24
Big Ten Rec: 8-8 (12nd East/2nd)

Date	Opponent	Result	Score
3-24	at Jacksonville State	W	6-4
3-25	at Jacksonville State	W	11-5
3-26	at Alabama-Birmingham	L	10-5
3-27	at Alabama-Birmingham	L	6-3
3-28	at South Carolina	L	17-4
3-29	at South Carolina	W	14-7
3-30	at South Carolina	L	6-3
4-2	Cincinnati	W	17-11
4-3	at Ohio	W	15-2
	at Ohio	W	5-2
4-5	Cleveland State	L	3-1
	Cleveland State	W	11-4
4-6	Cleveland State	W	20-9
4-10	Ohio	W	7-5
	Ohio	W	10-5
4-13	Michigan	L	8-5
	Michigan	L	2-1
4-14	Michigan	L	3-1
	Michigan	L	13-4
4-16	Central State	W	5-4
4-17	at Xavier	L	9-5
4-20	at Purdue	W	6-3
	at Purdue	W	3-2
4-21	at Purdue	W	3-2
	at Purdue	L	4-3
4-23	Kent State	W	25-19
	Kent State	W	8-6
4-24	at Cincinnati	L	10-9
4-25	Malone	W	11-1
4-27	at Michigan State	W	2-0
	at Michigan State	W	3-1
4-28	at Michigan State	L	5-3
	at Michigan State	W	5-1
4-30	Ohio Dominican	W	7-4
5-1	at Akron	L	3-1
	at Akron	L	5-4
5-3	Western Michigan	L	2-0
	Western Michigan	L	6-1
5-4	Western Michigan	L	4-1
	Western Michigan	W	1-0
5-6	Defiance		

RESULTS BY YEAR

5-8	Bowling Green	L	7-6
5-9	Wright State	W	12-1
5-9	at Ohio Wesleyan	W	9-8
5-11	Indiana	W	3-1
	Indiana	W	9-8
5-12	Indiana	L	9-8
	Indiana	L	6-3
5-17	vs. Illinois @	W	3-2
5-18	vs. Minnesota @	L	8-5
5-18	vs. Michigan @	W	3-1
5-19	vs. Minnesota @	L	5-3

1986

Overall Record: 21-27-1
Big Ten Record: 4-12 (5th East)

Date	Opponent	Result	Score
3-21	at Florida Southern	L	6-0
3-22	at Rollins	W	11-2
3-22	vs. Princeton	L	11-8
3-23	at Rollins	W	4-3
3-24	vs. St. Xavier	L	7-1
3-25	at Florida	L	18-6
3-26	at Florida	L	5-0
3-27	vs. St. Xavier	L	9-4
3-28	at Central Florida	L	12-5
3-29	at Central Florida	L	7-2
4-1	at Cincinnati	W	5-3
4-2	Ohio	L	3-2
	Ohio	L	4-1
4-4	Western Michigan	L	11-6
	Western Michigan	L	7-1
4-5	Western Michigan	W	12-5
	Western Michigan	L	10-8
4-8	Toledo	W	8-3
	Toledo	W	3-2
4-10	at Ohio Dominican	W	16-8
4-12	at Indiana	L	1-0
	at Indiana	L	3-1
4-13	at Indiana	L	5-4
	at Indiana	W	6-4
4-15	at Wright State	L	4-2
4-17	Akron	W	6-0
4-18	at Ohio Northern	W	6-0
4-19	Geneva	W	12-3
	Geneva	W	8-1
4-23	Xavier	W	10-6
4-24	Defiance	W	17-7
4-25	Michigan State	L	7-2
	Michigan State	L	6-5
4-27	Michigan State	W	5-4
	Michigan State	W	7-6
4-29	at Akron	L	12-5
4-30	Cincinnati	W	7-6
5-2	Purdue	L	7-5
	Purdue	W	9-1
5-3	Purdue	L	10-4
	Purdue	L	5-4
5-6	at Bowling Green	W	11-0
	at Bowling Green	T	7-7
5-7	Wright State	W	7-5
5-8	Ohio Wesleyan	W	19-5
5-10	at Michigan	L	6-1
	at Michigan	L	4-1

5-11	at Michigan	L	7-3
	at Michigan	L	5-4

1987

Overall Record: 19-27
Big Ten Record: 4-12 (5th East)

Date	Opponent	Result	Score
3-20	at Rollins	W	11-9
3-21	at Florida Southern	L	21-5
3-22	at Florida Southern	L	7-1
3-23	vs. Ohio	L	10-1
3-23	at Stetson	L	16-3
3-24	vs. St. Xavier	W	8-1
3-25	at Stetson	L	10-6
3-25	vs. Ohio	W	6-5
4-1	at Ohio	W	7-2
	at Ohio	L	5-0
4-7	Cleveland State	W	7-4
4-8	at Toledo	W	2-0
	at Toledo	W	3-2
4-11	Wright State	W	10-4
	Wright State	L	10-9
4-12	at Wright State	L	5-1
	at Wright State	L	12-10
4-14	at Xavier	W	9-2
	at Xavier	W	8-7
4-15	Bowling Green	L	7-5
	Bowling Green	W	6-5
4-18	Michigan	L	1-0
	Michigan	L	6-5
4-19	Michigan	L	3-0
	Michigan	L	6-4
4-21	at Ohio Wesleyan	W	11-5
4-22	at Kent State	L	12-3
	at Kent State	L	4-3
4-25	at Michigan State	W	6-0
	at Michigan State	W	5-3
4-26	at Michigan State	L	5-2
	at Michigan State	L	7-4
4-28	Akron	W	13-4
	Akron	W	11-9
5-1	at Purdue	L	4-1
	at Purdue	L	2-1
5-2	at Purdue	L	7-6
	at Purdue	L	6-5
5-5	Ohio	L	3-1
	Ohio	W	2-1
5-6	at Cincinnati	L	4-3
	at Cincinnati	L	3-1
5-9	Indiana	W	18-5
	Indiana	W	16-6
5-10	Indiana	L	14-10
	Indiana	L	6-4

1988

Head Coach Bob Todd
Overall Record: 32-28

Big Ten Rec: 16-12 (13rd/4th)

Date	Opponent	Result	Score
2-27	at Louisville	L	4-2
	at Louisville	W	16-2
2-28	at Louisville	W	14-1
3-5	at Eastern Kentucky	W	5-3
	at Eastern Kentucky	L	6-5

3-6	at Eastern Kentucky	W	7-4
	at Eastern Kentucky	L	12-4
3-9	Akron	W	21-5
	Akron	W	5-2
3-19	at South Carolina	W	16-8
3-20	at South Carolina	L	9-3
	at South Carolina	L	8-7
3-21	at Georgia Tech	L	16-5
3-22	at Georgia Tech	L	7-5
3-23	at Georgia Tech	L	10-4
3-24	at Clemson	L	11-4
3-26	at Clemson	W	7-1
	at Clemson	L	4-3
3-30	at Ohio	W	10-3
	at Ohio	L	3-2
4-2	at Illinois	L	7-5
	at Illinois	L	7-4
4-3	at Illinois	L	15-4
	at Illinois	W	14-6
4-5	Ohio	L	3-2
	Ohio	W	11-8
4-9	Purdue	W	10-3
	Purdue	W	8-7
4-10	Purdue	W	4-0
	Purdue	W	10-3
4-13	at Cincinnati	W	5-4
	at Cincinnati	L	4-2
4-16	Wisconsin	W	6-3
	Wisconsin	W	13-9
4-17	Wisconsin	W	8-6
	Wisconsin	L	16-7
4-20	Wright State	W	10-6
	Wright State	W	7-6
4-23	at Indiana	W	10-6
	at Indiana	L	11-2
4-24	at Indiana	W	7-6
	at Indiana	W	7-3
4-27	at Bowling Green	W	9-1
4-30	at Northwestern	W	3-0
	at Northwestern	W	3-2
5-1	at Northwestern	L	1-0
	at Northwestern	L	2-1
5-4	Kent State	W	9-0
	Kent State	L	5-3
5-7	at Michigan	W	9-2
	at Michigan	W	2-1
5-8	at Michigan	W	4-3
	at Michigan	L	7-3
5-11	at Cleveland State	W	6-0
5-14	Michigan State	L	4-3
	Michigan State	W	3-2
5-15	Michigan State	L	18-10
	Michigan State	L	8-7
5-19	at Michigan @	L	6-3
5-20	vs. Minnesota @	L	6-1

1989

Overall Record: 34-27
Big Ten Record: 16-12 (4th/3rd)

Date	Opponent	Result	Score
2-28	Dayton	W	9-3
	Dayton	W	16-2
3-3	vs. Houston	L	6-4

3-3	at Louisiana-Lafayette	L	8-1
	vs. Southern California	L	8-3
3-5	vs. Southern California	L	11-4
3-10	at Southern Miss	L	7-3
3-11	at Southern Miss	W	11-9
	at Southern Miss	L	13-12
3-12	at Southern Miss	W	8-4
3-17	at Texas-Pan American	L	3-0
3-18	vs. Missouri Southern	W	9-4
3-20	vs. St. Francis	W	6-2
3-20	at Texas-Pan American	W	5-2
3-21	vs. South Dakota State	W	6-4
3-22	at Texas-Pan American	L	6-2
3-23	vs. South Dakota State	W	14-10
3-24	vs. St. Francis	W	8-5
3-24	at Texas-Pan American	L	3-2
3-25	vs. South Dakota State	W	9-8
3-29	Wright State	L	4-1
	Wright State	L	1-0
4-1	Illinois	L	14-9
	Illinois	W	13-5
4-2	Illinois	L	5-3
	Illinois	W	8-0
4-9	at Purdue	W	2-0
	at Purdue	L	5-4
4-10	at Purdue	L	3-2
	at Purdue	W	4-3
4-12	Cincinnati	W	13-9
	Cincinnati	L	5-3
4-15	at Wisconsin	L	6-3
	at Wisconsin	W	9-6
4-16	at Wisconsin	W	2-1
4-17	at Wisconsin	L	9-5
4-19	Miami (Ohio)	W	16-0
4-22	Indiana	W	4-3
	Indiana	W	8-3
4-23	Indiana	W	2-0
	Indiana	W	5-1
4-26	Ohio	W	7-1
4-29	Northwestern	W	3-2
	Northwestern	L	12-2
4-30	Northwestern	L	4-3
	Northwestern	L	2-0
5-3	Kent State	W	6-1
	Kent State	L	12-3
5-4	Ohio Wesleyan	W	3-2
	Michigan	W	5-4
	Michigan	L	19-4
5-8	Michigan	L	5-2
	Michigan	L	14-2
5-10	Cleveland State	W	13-8
5-13	at Michigan State	W	4-3
	at Michigan State	W	5-3
5-14	at Michigan State	W	3-1
	at Michigan State	W	6-2
5-18	vs. Michigan @	L	7-1
5-19	vs. Iowa @	W	4-2
5-20	vs. Michigan @	L	6-0

1990

Overall Record: 32-29-1
Big Ten Record: 16-12 (4th/2nd)


Date	Opponent	Result	Score
------	----------	--------	-------

3-3	at Tennessee	L	13-9
	at Tennessee	W	9-8
3-4	at Tennessee	L	8-5
	at Tennessee	W	1-0
3-9	at Alabama	L	9-0
3-10	vs. West Virginia	W	7-0
3-10	at Alabama	L	5-4
3-11	at Alabama	L	11-0
3-16	at Cal Poly	W	7-5
3-17	at Cal Poly	L	11-10
3-19	vs. Washington	L	8-5
3-20	vs. Oregon State	L	11-10
3-21	vs. Minnesota	T	9-9
3-22	vs. Brigham Young	L	11-7
3-23	at San Jose State	W	9-3
3-24	vs. Brigham Young	W	10-7
3-27	Cincinnati	W	9-6
3-29	Canisius	W	9-3
3-31	Wisconsin	W	3-1
	Wisconsin	W	4-2
4-1	Wisconsin	W	7-4
	Wisconsin	W	5-4
4-4	at Wright State	W	5-2
	at Wright State	W	6-3
4-7	at Purdue	L	7-6
	at Purdue	W	9-7
4-8	at Purdue	W	1-0
	at Purdue	L	6-0
4-11	Youngstown State	L	15-12
4-12	Toledo	W	17-0
4-14	at Iowa	L	4-1
	at Iowa	L	3-2
4-15	at Iowa	L	9-1
	at Iowa	W	11-4
4-18	Dayton	W	7-3
	Dayton	L	7-4
4-19	Marshall	W	9-8
4-21	Minnesota	L	4-3
	Minnesota	L	6-3
4-22	Minnesota	L	7-5
	Minnesota	L	8-3
4-24	Kent State	W	7-4
4-27	at Indiana	L	8-7
	at Indiana	W	12-4
4-28	at Indiana	W	8-5
	at Indiana	L	6-1
5-1	Ohio Wesleyan	W	9-7
5-2	at Ohio	L	4-3
5-5	Michigan State	W	4-3
5-6	Michigan State	W	3-2
	Michigan State	W	9-0
5-7	Michigan State	W	8-1
5-8	Central Michigan	L	24-22
5-9	Ohio	L	4-2
5-13	at Michigan	W	15-4
	at Michigan	W	7-1
5-14	at Michigan	W	10-2
	at Michigan	L	5-4
	at Iowa @	L	6-4
	vs. Minnesota @	W	6-4
5-19	at Iowa @	W	8-5
5-19	vs. Illinois @	L	14-10

1991

Overall Record: 52-13
Big Ten Record: 20-8 (1st/1st)

Date	Opponent	Result	Score
2-21	vs. Nebraska	W	5-2
2-22	vs. Dartmouth	W	14-7
2-23	vs. Notre Dame	W	6-1
2-24	vs. Notre Dame	W	12-11
3-2	at Marshall	W	9-5
	at Marshall	W	4-3
3-8	vs. Furman	W	15-0
3-9	at Alabama	W	12-6
3-9	vs. Furman	L	9-3
3-10	at Alabama	L	8-0
3-16	Youngstown State	W	9-0
3-16	Eastern Illinois	W	9-1
3-17	Eastern Illinois	W	3-1
3-17	Youngstown State	W	8-0
3-22	vs. Columbia	W	16-2
3-22	vs. Army	W	10-4
3-24	vs. Northwestern	W	8-3
3-25	at Florida Atlantic	W	6-3
3-26	at Florida Atlantic	W	7-3
3-27	vs. Eastern Connecticut St. W	18-12	
3-28	vs. Manhattan	W	15-4
3-30	Michigan	L	9-6
	Michigan	W	5-4
3-31	Michigan	W	11-0
	Michigan	L	12-5
4-3	Southern Miss	W	6-5
4-4	Southern Miss	L	12-4
4-6	Purdue	W	22-6
	Purdue	W	14-1
4-7	Purdue	W	12-2
	Purdue	W	9-8
4-9	Windsor (Exh.)	W	12-5
4-10	Wright State	W	12-2



RESULTS BY YEAR

4-13	at Wisconsin	W	18-6
4-15	at Wisconsin	W	8-2
	at Wisconsin	W	3-1
	at Wisconsin	W	4-1
4-17	Canisius	W	5-1
	Canisius	W	12-0
4-19	at Minnesota	L	15-6
4-20	at Minnesota	L	7-6
	at Minnesota	L	12-5
4-21	at Minnesota	W	6-0
4-24	at Miami (Ohio)	W	6-2
4-27	Iowa	W	5-2
	Iowa	L	8-6
4-28	Iowa	W	6-3
	Iowa	W	4-2
5-1	Ohio	W	4-3
5-2	Ohio Wesleyan	W	16-7
5-4	at Michigan State	L	3-2
	at Michigan State	L	4-3
5-5	at Michigan State	W	7-3
5-6	at Michigan State	W	3-1
5-8	Ohio	W	11-3
5-10	Indiana	W	12-1
5-11	Indiana	W	4-0
	Indiana	W	4-2
	Indiana	W	7-1
5-12	Indiana	W	7-1
5-16	vs. Northwestern @	W	10-9
5-17	vs. Minnesota @	W	15-5
5-18	vs. Minnesota @	W	3-2
5-24	vs. Rider *	W	7-4
5-25	vs. California *	L	10-8
5-26	vs. East Carolina *	W	6-5
5-26	vs. California *	L	6-5

@-Big Ten Playoffs, Columbus, Ohio; *-NCAA Midwest Regional, Wichita, Kan.

1992			
Overall Record: 40-21			
Big Ten Record: 20-8 (1st/4th)			
Date	Opponent	Result	Score
2-7	vs. Southern California	W	5-3
2-7	vs. South Florida	L	5-3
2-8	vs. Central Florida	W	11-8
2-9	vs. Southern California	W	8-6
2-28	vs. McNeese State	L	7-4
2-29	vs. Creighton	L	5-4
2-29	vs. Louisiana Tech	L	6-5
3-1	vs. Creighton	L	13-2
3-4	Ashland	W	26-6
3-6	at Samford	W	14-7
3-7	at Alabama-Birmingham	L	2-1
	at Alabama-Birmingham	W	7-1
3-8	at Alabama-Birmingham	L	11-10
3-14	vs. Western Illinois	W	20-8
3-15	vs. Northern Iowa	W	16-1
3-15	vs. Louisville	W	12-1
3-21	at Long Beach State	L	5-2
3-23	at Long Beach State	W	3-2
3-23	vs. Utah	W	6-3
3-24	vs. Cal State Fullerton	L	6-4
3-25	vs. Utah	W	10-7
3-27	Minnesota	L	9-6
3-28	Minnesota	W	15-7
	Minnesota	W	5-4
3-29	Minnesota	W	12-6
4-5	Illinois	W	5-4
	Illinois	W	11-5
4-6	Illinois	W	7-3
	Illinois	W	11-2
4-8	Marshall	W	22-5
4-11	at Indiana	L	6-3
	at Indiana	L	13-3
4-12	at Indiana	W	5-4
	at Indiana	L	3-2
4-15	Eastern Michigan	W	13-10
4-19	Penn State	W	5-1
	Penn State	L	9-7
4-20	Penn State	W	10-1
	Penn State	W	8-0
4-22	Ohio	W	16-2
4-25	at Iowa	L	2-0
	at Iowa	W	4-3
4-26	at Iowa	W	1-0
	at Iowa	L	7-6
4-29	Dayton	W	14-11
5-2	at Michigan	L	4-0
	at Michigan	W	8-1
5-3	at Michigan	W	3-1
	at Michigan	W	9-2
5-6	Ohio Wesleyan	W	10-3
5-7	Cleveland State	W	10-2
5-9	Michigan State	W	1-0
	Michigan State	W	3-2
	Michigan State	W	4-3
	Michigan State	W	7-5
5-14	Illinois @	L	10-5
5-15	Michigan State @	L	10-7
5-21	vs. Cal St.-Fullerton *	L	3-2
5-22	vs. Louisiana St. *	W	5-0
5-23	vs. Providence *	W	7-6
5-24	vs. Cal State Fullerton *	L	13-1

@ Big Ten Playoffs, Columbus, Ohio; *-NCAA South I Regional, Baton Rouge, La.

1993			
Overall Record: 44-19			
Big Ten Record: 19-9 (1st)			
Date	Opponent	Result	Score
3-5	at William Carey	L	11-8
3-5	at Southern Miss	W	6-5
3-6	at Southern Miss	L	7-4
3-7	at Southern Miss	W	19-5
3-19	vs. Fordham	L	9-3
3-19	vs. Connecticut	W	7-3
3-20	vs. Pace	W	17-10
3-21	vs. South Alabama	L	13-5
3-21	vs. Troy State	W	10-0
3-22	vs. Cornell	W	19-0
3-23	at Florida Southern	W	12-9
3-26	at South Florida	L	3-2
3-27	at South Florida	W	12-3
3-27	vs. Cleveland State	W	8-5
3-28	vs. Cleveland State	W	9-5
3-31	Bowling Green	W	8-0
4-3	Iowa	W	6-5
	Iowa	W	4-0
4-4	Iowa	L	4-2
	Iowa	L	1-0
4-7	Madonna	W	11-10
4-10	at Michigan State	L	5-4
	at Michigan State	W	4-3
4-11	at Michigan State	W	6-1
	at Michigan State	W	4-3
4-17	at Illinois	W	5-1
	at Illinois	L	3-2
4-18	at Illinois	W	14-10
	at Illinois	W	9-3
4-21	at Ohio	W	3-1
4-22	Youngstown State	W	13-4
4-24	Indiana	W	3-0
	Indiana	W	5-4
4-26	Indiana	W	5-4
	Indiana	L	2-1
4-27	Cleveland State	W	10-1
4-28	Canisius	W	10-8
	Canisius	W	13-2
5-1	Michigan	L	2-1
	Michigan	W	3-2
5-2	Michigan	W	13-10
	Michigan	L	6-3
5-5	Ohio Wesleyan	W	7-6
5-7	at Minnesota	W	3-2
5-8	at Minnesota	W	6-1
5-9	at Minnesota	L	4-3
	at Minnesota	L	4-3
5-12	Dayton	W	17-16
5-13	Wright State	L	2-1
	Wright State	L	4-3
5-15	at Penn State	W	2-0
	at Penn State	W	6-3
5-16	at Penn State	W	6-0
	at Penn State	W	8-7
5-20	vs. Indiana @	W	3-2

5-21	vs. Minnesota @	L	11-2
5-22	vs. Indiana @	W	15-3
5-22	vs. Minnesota @	W	7-6
5-27	vs. Wichita State *	L	14-5
5-28	vs. Georgia Tech *	W	7-4
5-29	vs. East Carolina *	W	6-2
5-30	vs. Wichita State *	W	8-6
5-30	vs. Wichita State *	L	5-3

@-Big Ten Playoffs, Battle Creek, Mich.; *-NCAA Atlantic Regional, Atlanta, Ga.

1994			
Overall Record: 49-9			
Big Ten Record: 25-2 (1st/1st)			
Date	Opponent	Result	Score
2-25	at Florida	W	3-2
2-26	vs. Oklahoma State	W	5-4
2-27	vs. Cal State-Northridge	L	12-4
2-27	vs. Cal State-Northridge	W	6-3
3-4	vs. Arizona	W	3-0
3-5	vs. Arizona State	L	9-6
3-6	at Minnesota	L	14-2
3-13	Youngstown	W	8-4
3-14	vs. Fordham	W	16-8
3-18	at South Florida	W	2-0
3-19	vs. Fordham	W	15-3
3-20	vs. Massachusetts	W	15-14
3-22	at Florida Southern	W	7-6
3-23	vs. Massachusetts	W	8-6
3-25	vs. Bowling Green	W	10-9
3-26	vs. Harvard	W	11-1
3-27	vs. Canisius	W	4-2
4-1	Penn State	W	12-3
4-2	Penn State	W	6-3
	Penn State	W	17-5
4-9	Illinois	W	9-2
	Illinois	L	15-4
4-10	Illinois	W	6-3
	Illinois	W	6-2
4-13	Wright State	L	17-15
4-14	Cleveland State	W	21-4
4-16	Michigan State	W	13-4
	Michigan State	W	14-5
4-17	Michigan State	W	6-4
	Michigan State	W	11-0
	Toledo	W	15-7
4-21	Denison	W	13-8
4-23	at Indiana	L	8-7
	at Indiana	W	9-8
4-24	at Indiana	W	10-3
	at Indiana	W	14-6
4-27	Dayton	W	18-5
5-1	at Michigan	W	5-0
	at Michigan	W	5-4
5-2	at Michigan	W	8-2
	at Michigan	W	8-5
5-4	Ohio	W	7-2
5-8	at Northwestern	W	8-5
	at Northwestern	W	12-5
5-9	at Northwestern	W	6-2
	at Northwestern	W	13-0
5-11	at Cincinnati	W	14-4

5-14	Purdue	W	8-7
	Purdue	W	10-7
5-15	Purdue	W	9-0
	Purdue	W	8-3
5-19	vs. Michigan State @	W	12-5
5-20	vs. Minnesota @	W	6-5
5-21	vs. Michigan @	L	4-3
5-22	vs. Michigan @	W	9-7
5-25	vs. Brigham Young *	W	6-1
5-27	vs. Kansas *	L	20-6
5-28	vs. Jacksonville *	L	6-5

@-Big Ten Playoffs, Battle Creek, Mich.; *-NCAA Atlantic I Regional, Tallahassee, Fla.

1995			
Overall Record: 40-23			
Big Ten Record: 18-10 (1st/1st)			
Date	Opponent	Result	Score
2-24	vs. Rider	W	13-12
2-25	vs. Auburn	L	9-5
2-26	vs. Rider	L	4-2
3-3	at William Carey	L	1-0
3-3	at Southern Miss	L	6-2
3-4	at Southern Miss	L	6-0
3-5	at Southern Miss	L	8-7
3-10	at Tennessee	L	10-3
3-11	at Tennessee	L	5-4
3-12	at Tennessee	W	7-6
3-17	vs. Seton Hall	W	8-5
3-18	vs. Canisius	W	8-7
3-18	vs. Bradley	L	8-1
3-19	vs. Northeastern Illinois	W	10-1
3-20	vs. Vermont	W	16-3
3-21	vs. Massachusetts	L	9-7
3-22	vs. Bucknell	W	24-5
3-25	at Penn State	W	7-5
	at Penn State	L	15-13
3-26	at Penn State	W	8-3
	at Penn State	L	3-1
3-29	Denison	W	12-0
4-1	Indiana	L	6-1
	Indiana	W	7-5
4-2	Indiana	L	13-7
	Indiana	W	14-7
4-5	Youngstown State	W	16-4
4-8	at Michigan State	W	4-3
	at Michigan State	W	6-0
4-10	at Michigan State	L	4-0
	at Michigan State	L	8-7
4-12	Marshall	W	9-6
4-13	at Wright State	W	16-6
4-15	at Purdue	W	1-0
	at Purdue	L	5-3
4-16	at Purdue	W	6-3
	at Purdue	L	10-1
4-19	Bowling Green	W	10-9
4-21	West Virginia	W	17-2
4-22	West Virginia	W	12-1
4-22	Appalachian State	W	7-6
4-23	Appalachian State	W	6-2
4-26	Cincinnati	W	13-7
4-29	at Illinois	W	4-1

4-30	at Illinois	L	3-1
	at Illinois	L	7-4
	at Illinois	W	3-0
	Toledo	W	11-7
5-6	Northwestern	W	8-7
	Northwestern	W	3-1
5-7	Northwestern	W	4-3
	Northwestern	W	5-4
5-13	Michigan	W	7-1
	Michigan	W	18-8
5-14	Michigan	W	15-12
	Michigan	W	18-7
5-19	Purdue @	L	3-2
5-20	Northwestern @	W	16-15
5-21	Purdue @	W	8-3
	Minnesota @	W	19-13
	Minnesota @	W	11-6
5-25	vs. Texas *	L	10-5
5-26	vs. Auburn *	L	8-6

@-Big Ten Tournament, Columbus, Ohio; *-NCAA Midwest II Regional, Oklahoma City, Okla.

1996			
Overall Record: 36-20			
Big Ten Record: 15-13 (6th)			
Date	Opponent	Result	Score
2-23	at McNeese State	L	14-13
2-24	vs. Louisiana Tech	W	10-3
2-25	vs. Kansas	W	17-7
3-1	at Long Beach State	W	2-1
3-2	at Long Beach State	L	10-8
	at Long Beach State	L	6-2
3-3	at Long Beach State	W	8-1
3-8	vs. Alabama-Birmingham	W	6-3
3-9	vs. Kent State	W	5-2
3-10	at Troy	L	9-4
3-15	vs. Liberty	W	13-6
3-16	vs. Campbell	W	9-5
3-17	at North Florida	W	16-5
3-19	at Jacksonville	W	13-4
3-20	vs. Akron	W	20-7
3-23	Iowa	L	5-2
	Iowa	L	8-5
3-24	Iowa	W	7-2
	Iowa	W	12-3
3-27	Ashland	L	6-3
3-28	Duquesne	W	11-6
3-30	Michigan State	W	5-2
	Michigan State	W	1-0
3-31	Michigan State	W	5-4
	Michigan State	W	16-0
4-3	Toledo	W	11-9
4-6	Indiana	L	5-4
	Indiana	W	10-1
4-7	Indiana	L	5-4
	Indiana	L	8-7
4-10	Youngstown State	L	11-9
4-13	at Illinois	L	3-2
	at Illinois	W	15-7
4-14	at Illinois	L	8-5
	at Illinois	L	4-3
4-17	Marshall	W	17-3



1994 BIG TEN CHAMPIONS (49-9 OVERALL, 25-2 BIG TEN) BEST RECORD IN THE NATION

Row 1 (from left): Student Manager: Greg Miller, Joe Tomlinson, Dan Mathews, Brad Burris, Ben Volk, Jeff Fickell, Phil Vogelmeier, Pete Lenz, Chris Bailey and Student Trainer Matt Koepflinger. Row 2: Gary Jones, Mike Repasky, Jonathan Sweet, Scott Kaczmar, Volunteer Assistant Coach Nick Venuto, Head Coach Bob Todd, Assistant Coach Greg Cypret, Assistant Coach Pat Bangston, Chris Williams, Roy Marsh, Alex Eckelman and Scott Todd. Row 3: Matt Furey, Mark Murphy, Scott Walker, Chad Hickman, Nate Conrad, Mike Stafford, Chris Granata, Jason McLean, Mike Essep, Brian Mannino, Gary Fragle and Mike Bieffe. Row 4: Joe Pukanycz, Aaron Vaughn, Kevan Cannon, Brian Tatum, Bob Spears, Chris Ellis, Chad Hale, Andy Noffke, Matt Beaumont, Ron Nelson, Mark Chonko, Matt Newell and Dennis Pachner.

RESULTS BY YEAR

4-19	at Minnesota	L	7-5
4-20	at Minnesota	W	4-1
4-21	at Minnesota	W	10-6
4-21	at Minnesota	L	2-0
4-25	Morehead	W	15-13
4-27	IUPUI	W	11-0
	IUPUI	W	13-3
4-28	IUPUI	W	17-0
5-1	Ohio Wesleyan	W	13-3
5-4	Michigan	W	6-2
5-5	Michigan	W	15-2
5-6	Michigan	W	3-2
	Michigan	W	3-2
5-7	Dayton	W	12-4
5-9	Wright State	L	8-5
	Wright State	W	15-7
5-12	at Penn State	L	8-4
	at Penn State	L	8-4
5-13	at Penn State	W	9-5
	at Penn State	L	8-7

1997

Overall Record: 42-18

Big Ten Record: 18-10 (2nd/1st)			
Date	Opponent	Result	Score
2-20	vs. Creighton	W	13-8
2-21	vs. St. Mary's	W	5-3
2-22	vs. Northeastern	W	12-4
2-23	vs. Northern Iowa	L	18-16
3-1	at Winthrop	W	8-3
3-1	at Winthrop	W	3-2
3-2	at Winthrop	W	9-7
3-2	at Winthrop	L	8-0
3-7	at South Florida	W	8-6
3-8	at South Florida	L	13-7
3-9	at South Florida	L	7-6
3-14	Eastern Michigan	W	4-1
3-16	Duquesne	W	1-0
3-16	Duquesne	W	3-2
3-21	Iowa	W	15-10
3-22	Iowa	W	2-1
3-22	Iowa	L	8-1
3-23	Iowa	W	9-2
3-26	Marshall	W	15-5
3-26	Marshall	W	20-2
3-28	at Michigan State	L	7-1
3-29	at Michigan State	W	7-1
3-30	at Michigan State	W	4-0
4-1	Ashland	W	3-2
4-2	Wright State	W	13-1
4-4	Indiana	W	21-4
4-5	Indiana	L	12-8
4-5	Indiana	W	15-11
4-6	Indiana	W	9-8
4-9	Butler	W	9-3
4-11	at Illinois	W	3-0
4-12	at Illinois	L	2-1
4-12	at Illinois	W	3-2
4-13	at Illinois	L	11-5
4-15	Youngstown State	W	5-2
4-16	Toledo	W	12-4
4-18	Minnesota	W	11-10
4-19	Minnesota	W	7-6
4-19	Minnesota	L	3-2
4-20	Minnesota	L	13-3
4-23	Dayton	W	13-7
4-25	IUPUI	L	9-8
4-26	IUPUI	W	11-0
4-26	Cleveland State	L	5-3
4-27	Cleveland State	W	23-6
5-2	Penn State	W	12-3
5-3	Penn State	W	6-0
5-4	Penn State	W	16-6
5-4	Penn State	L	11-8
5-7	Cincinnati	W	15-2
5-9	at Michigan	L	6-2
5-10	at Michigan	W	6-3
5-10	at Michigan	L	4-3
5-11	at Michigan	W	12-0
5-15	vs. Purdue @	W	4-2
5-16	at Michigan @	W	9-2
5-17	at Michigan @	W	8-5
5-22	at Mississippi State *	L	8-5
5-23	vs. Tennessee Tech *	L	5-3

*-Big Ten Tournament, Ann Arbor, Mich.; @-NCAA Midwest Regional, Starkville, Miss.

1998

Overall Record: 37-16

Big Ten Record: 18-9 (3rd/4th)			
Date	Opponent	Result	Score
1-30	vs. Duke	L	8-7
1-31	vs. Florida State	L	6-4
2-1	vs. N.C. State	W	10-4
2-27	at McNeese State	W	12-3
2-28	vs. Louisiana Tech	L	9-7
3-1	vs. Iowa State	W	10-3
3-5	vs. Oral Roberts	W	10-5
3-6	vs. Washington State	W	11-2

3-6	vs. Lewis & Clark State	W	11-8
3-7	at UNLV	L	9-8
3-8	at UNLV	W	18-1
3-21	vs. Fairleigh Dickinson	W	11-1
3-22	vs. Canisius	W	10-2
3-22	vs. Albright	W	20-1
3-23	vs. Central Connecticut St. W	15-8	
3-24	vs. Central Connecticut St. W	7-3	
3-27	at Northwestern	L	15-9
3-28	at Northwestern	W	12-1
3-28	at Northwestern	W	5-2
3-29	at Northwestern	L	6-4
3-31	Ohio Wesleyan	L	10-7
4-3	Michigan	W	6-4
4-4	Michigan	W	2-1
4-4	Michigan	W	3-2
4-5	Michigan	L	12-8
4-8	Youngstown State	W	7-4
4-10	Illinois	L	2-1
4-11	Illinois	L	2-1
4-11	Illinois	W	3-2
4-12	Illinois	W	8-5
4-14	Dayton	W	10-9
4-17	at Purdue	W	7-3
4-18	at Purdue	W	7-1
4-18	at Purdue	W	8-3
4-19	at Purdue	W	12-5
4-21	Ashland	W	6-5
4-22	West Virginia	W	10-4
4-24	at Penn State	W	8-2
4-25	at Penn State	W	15-11
4-25	at Penn State	L	4-2
4-29	Miami (Ohio)	W	14-0
5-1	at Indiana	W	13-4
5-2	at Indiana	L	2-0
5-2	at Indiana	L	5-3
5-3	at Indiana	W	23-15
5-6	Cleveland State	W	15-4
5-7	Pittsburgh	W	5-3
5-9	Michigan State	L	4-3
5-10	Michigan State	W	3-0
5-10	Michigan State	W	5-4
5-11	Michigan State	W	11-3
5-14	vs. Minnesota @	L	10-3
5-15	vs. Illinois @	L	9-8

@-Big Ten Tournament, Champaign, Ill.

1999

Overall Record: 50-14

Big Ten Record: 25-3 (1st/4th)			
Date	Opponent	Result	Score
2-26	vs. Kentucky	W	9-6
2-27	at Troy	W	11-8
2-28	vs. Minnesota	L	16-12
3-5	vs. East Carolina	W	10-7
3-6	vs. Georgia	W	7-2
3-6	at Miami (Fla.)	L	23-3
3-7	vs. East Carolina	W	9-3
3-12	at Houston	L	2-1
3-13	at Houston	L	6-5
3-14	at Houston	L	19-8
3-19	vs. Rider	W	9-1
3-20	vs. Liberty	W	9-1
3-20	vs. Connecticut	L	9-6
3-21	vs. Drexel	W	15-3
3-23	vs. Dartmouth	W	15-3
3-25	vs. Drexel	W	10-4
3-26	vs. Dartmouth	W	7-2
3-27	vs. Harvard	W	4-2
3-28	vs. Harvard	W	12-10
3-31	Ohio Wesleyan	W	9-1
4-2	Northwestern	W	10-4
4-3	Northwestern	W	3-0
4-3	Northwestern	W	11-6
4-4	Northwestern	W	9-4
4-7	Ashland	W	16-1
4-9	at Michigan	W	7-4
4-10	at Michigan	W	13-6
4-10	at Michigan	L	7-4
4-11	at Michigan	W	13-10
4-14	Youngstown State	W	10-9
4-15	at Illinois	W	11-8
4-17	at Illinois	W	12-10
4-17	at Illinois	W	10-4
4-18	at Illinois	W	9-6
4-21	Wright State	W	12-7
4-23	Penn State	W	4-0
4-24	Penn State	W	10-9
4-24	Penn State	W	1-0
4-25	Penn State	W	10-8
4-27	Dayton	W	3-1
4-28	Cleveland State	W	12-8
4-30	Purdue	W	7-5
5-1	Purdue	W	1-0
5-1	Purdue	W	3-0
5-2	Purdue	W	3-2
5-5	Oakland	W	11-9
5-5	Pittsburgh	W	7-1
5-7	at Michigan State	W	34-4
5-8	at Michigan State	W	11-1

5-8	at Michigan State	L	10-5
5-9	at Michigan State	W	11-4
5-12	at West Virginia	L	8-6
5-14	Indiana	W	10-2
5-15	Indiana	W	7-3
5-15	Indiana	W	7-0
5-16	Indiana	L	8-4
5-20	Michigan @	L	8-6
5-21	Minnesota @	L	10-1
5-28	Bowling Green *	W	4-1
5-29	Mississippi State *	W	6-3
5-30	Mississippi State *	W	10-7
6-4	Cal State Fullerton !	W	10-7
6-5	Cal State Fullerton !	L	11-5
6-6	Cal State Fullerton !	L	13-2

@-Big Ten Tournament, Columbus, Ohio; *-NCAA Regional, Columbus, Ohio; !-NCAA Super Regional, Columbus, Ohio

2000

Overall Record: 37-23

Big Ten Record: 15-13 (5th/3rd)			
Date	Opponent	Result	Score
2-25	vs. Navy	L	4-3
2-25	vs. Notre Dame	W	5-4
2-27	vs. Memphis	W	11-4
2-28	vs. Air Force	W	5-4
3-3	vs. Xavier	W	5-0
3-4	vs. Western Michigan	W	9-6
3-4	vs. Akron	L	5-4
3-5	vs. St. John's	W	8-3
3-10	vs. Marshall	W	10-7
3-11	vs. Fairfield	W	13-6
3-11	at Winthrop	L	7-2
3-12	at Winthrop	W	7-6
3-18	vs. Oregon State	L	13-0
3-18	vs. Central Michigan	W	11-4
3-19	vs. Oregon State	W	8-3
3-19	at Texas A&M	W	8-7
3-20	vs. Central Michigan	L	3-2
3-20	at Texas A&M	L	2-1
3-22	vs. Florida International	W	2-0
3-23	vs. Vermont	W	6-4
3-24	vs. Kansas State	W	8-4
3-25	vs. Northwestern	L	7-6
3-29	Shawnee State	W	9-3
3-31	Iowa	W	2-1
4-1	Iowa	L	4-2
4-1	Iowa	L	10-4
4-2	Iowa	W	11-1
4-5	Oakland	W	12-2
4-7	at Minnesota	W	6-3
4-8	at Minnesota	W	7-3
4-8	at Minnesota	L	13-5
4-9	at Minnesota	L	7-1
4-12	Eastern Michigan	W	9-1
4-14	at Michigan	L	8-2
4-15	at Michigan	L	2-1
4-15	at Michigan	L	3-2
4-16	at Michigan	W	14-4
4-19	Dayton	L	2-1
4-21	Indiana	W	13-5
4-22	Indiana	L	9-4
4-22	Indiana	W	4-3
4-23	Indiana	W	9-3
4-26	Ohio Wesleyan	W	14-5
4-28	at Illinois	L	5-2
4-28	at Illinois	W	6-4
4-29	at Illinois	W	6-1
4-30	at Illinois	L	6-3
5-3	Youngstown State	W	6-3
5-6	at Penn State	W	8-5
5-7	at Penn State	W	9-3
5-7	at Penn State	L	4-1
5-8	at Penn State	W	9-8
5-12	Michigan State	L	8-3
5-13	Michigan State	W	2-1
5-13	Michigan State	L	6-5
5-14	Michigan State	W	7-3
5-17	vs. Penn State @	L	8-7
5-18	vs. Northwestern @	W	4-2
5-19	vs. Purdue @	W	9-8
5-20	vs. Illinois @	L	4-0

@-Big Ten Tournament, Minneapolis, Minn.

2001

Overall Record: 43-18

Big Ten Record: 20-7 (1st/3rd)			
Date	Opponent	Result	Score
2-23	vs. Nebraska	L	10-5
2-24	vs. Wichita State	L	6-5
2-25	at Louisiana-Lafayette	W	10-3
3-2	at Jacksonville	W	10-9
3-3	vs. Stetson	W	13-5
3-4	at North Florida	L	14-10
3-4	vs. Austin Peay	L	10-8
3-9	Detroit	W	11-1
3-10	Detroit	W	13-0
3-10	Detroit	W	5-4
3-16	vs. Harvard	W	4-1

3-17	vs. Vermont	W	7-4
3-18	vs. Vermont	W	5-1
3-19	vs. Northwestern	W	5-0
3-20	vs. Fairleigh Dickinson	W	14-2
3-21	vs. Fairleigh Dickinson	W	10-2
3-22	vs. Fairleigh Dickinson	W	10-0
3-24	vs. Harvard	W	1-0
3-25	vs. Northwestern	W	10-0
3-25	vs. Harvard	W	7-5
3-28	Birmingham Southern	W	12-2
3-30	at Iowa	W	7-4
3-31	at Iowa	W	8-1
4-1	at Iowa	W	6-5
4-1	at Iowa	L	7-1
4-4	Wright State	L	6-4
4-6	Illinois	W	11-6
4-7	Illinois	W	6-5
4-7	Illinois	W	5-2
4-8	Illinois	L	9-6
4-11	Oakland	W	8-2
4-13	at Michigan State	W	10-9
4-14	at Michigan State	L	14-3
4-14	at Michigan State	W	4-0
4-15	at Michigan State	W	13-3
4-18	Youngstown State	W	4-2
4-20	Penn State	L	8-3
4-21	Penn State	L	9-4
4-21	Penn State	W	16-6
4-22	Penn State	W	6-4
4-25	Akron	L	9-8
4-27	Minnesota	W	7-2
4-28	Minnesota	W	4-3
4-28	Minnesota	W	5-3
4-29	Minnesota	W	5-1
5-2	Eastern Michigan	L	10-7
5-3	Cincinnati	W	14-3
5-5	at Indiana	W	10-1
5-6	at Indiana	W	10-8
5-6	at Indiana	L	5-4
5-9	Cleveland State	W	9-0
5-11	Michigan	L	7-5
5-12	Michigan	W	2-0

RESULTS BY YEAR

Overall Record: 36-25
Big Ten Record: 19-12 (2nd/2nd)

Date	Opponent	Result	Score
2-13	vs. Texas	L	6-0
2-14	vs. Kansas State ¹	L	12-6
2-15	vs. Texas Tech ¹	L	9-4
2-28	vs. Richmond ²	W	7-6
2-28	vs. Kent State ²	W	5-3
2-29	at Coastal Carolina ²	L	8-4
3-5	at North Florida ³	L	8-0
3-6	vs. Connecticut ³	W	4-3
3-7	vs. Western Michigan ³	L	4-3
3-12	vs. McNeese State ⁴	W	8-1
3-13	at South Alabama ⁴	L	7-3
3-14	vs. Winthrop ⁴	W	6-4
3-20	vs. Rider ⁵	W	8-3
3-21	vs. Rutgers ⁵	W	6-4
3-24	at Florida Atlantic ⁵	L	6-4
3-25	at Florida Atlantic ⁵	L	7-6
3-31	Eastern Michigan	L	2-1
4-2	Illinois	W	5-1
4-3	Illinois	W	14-3
4-3	Illinois	W	5-3
4-4	Illinois	L	12-4
4-7	Oakland	W	14-4
4-9	at Purdue	W	3-2
4-10	at Purdue	L	5-4
4-10	at Purdue	W	9-5
4-11	at Purdue	L	5-4
4-14	Dayton	W	4-1
4-16	at Michigan State	L	10-7
4-17	at Michigan State	W	8-7
4-17	at Michigan State	W	19-2
4-18	at Michigan State	W	12-10
4-21	Wright State	W	13-4
4-23	Michigan	L	6-1
4-24	Michigan	W	2-1
4-24	Michigan	L	8-4
4-25	Michigan	L	13-2
4-28	Bowling Green	W	8-1
4-30	at Indiana	W	11-6
5-1	at Indiana	W	9-3
5-2	at Indiana	W	8-3
5-2	at Indiana	W	8-0
5-5	Detroit	W	9-4
5-8	Penn State	W	3-1
5-9	Penn State	L	1-0
5-9	Penn State	L	6-3
5-10	Penn State	W	9-4
5-12	Akron	W	4-3
5-14	Northwestern	L	4-1
5-15	Northwestern	W	4-2
5-15	Northwestern	W	9-1
5-16	Northwestern	W	8-4
5-19	Cleveland State	L	7-2
5-21	at Minnesota	L	13-1
5-22	at Minnesota	W	10-6
5-22	at Minnesota	L	7-2
5-27	vs. Michigan @	L	10-4
5-28	vs. Michigan State @	W	8-3
5-28	vs. Purdue @	W	6-4
5-29	vs. Michigan @	W	14-2
5-29	at Minnesota @	W	3-2
5-30	at Minnesota @	L	7-3

Overall Record: 40-20
Big Ten Record: 17-12 (14th/1st)

Date	Opponent	Result	Score
2-25	vs. Middle Tennessee ¹	W	8-4
2-26	vs. Troy ¹	L	6-4
3-4	vs. Georgia ²	L	4-3
3-5	vs. North Carolina ²	W	2-1
3-6	vs. Arizona State ²	L	3-0
3-11	at North Florida	W	16-10
3-12	vs. Bradley ³	L	4-3
3-12	vs. Rider ³	W	15-9
3-18	vs. Northern Iowa ⁴	W	11-3
3-19	vs. Bucknell ⁵	W	14-3
3-20	vs. Wisconsin-Milwaukee ⁵	W	4-1
3-21	vs. Illinois-Chicago ⁵	W	4-2
3-24	vs. Cornell ⁵	W	6-4
3-25	vs. Dartmouth ⁵	W	4-1
3-25	vs. Dartmouth ⁵	W	5-3
3-26	vs. Cornell ⁵	W	11-2
3-30	Toledo	W	12-4
4-1	at Illinois	L	7-1
4-2	at Illinois	L	4-1
4-2	at Illinois	L	5-4
4-3	at Illinois	L	6-4
4-6	Oakland	L	6-5
4-8	Purdue	L	7-1
4-9	Purdue	W	6-4
4-9	Purdue	W	5-1
4-10	Purdue	W	4-2

4-13	Malone	W	15-4
4-15	Michigan State	L	2-0
4-16	Michigan State	L	12-3
4-16	Michigan State	L	8-1
4-17	Michigan State	W	8-7
4-22	at Michigan	L	11-3
4-27	Eastern Michigan	W	10-3
4-27	Eastern Michigan	W	3-2
4-29	Indiana	L	10-1
4-30	Indiana	W	3-0
4-30	Indiana	W	7-3
5-1	Indiana	W	10-8
5-4	Cleveland State	W	12-4
5-7	at Penn State	W	11-2
5-8	at Penn State	W	13-10
5-8	at Penn State	W	29-2
5-9	at Penn State	W	11-6
5-13	at Northwestern	W	7-2
5-14	at Northwestern	L	9-6
5-14	at Northwestern	W	10-2
5-15	at Northwestern	W	1-0
5-17	Miami (Ohio)	W	3-2
5-20	Minnesota	L	9-3
5-21	Minnesota	W	2-1
5-21	Minnesota	W	3-2
5-22	Minnesota	W	6-5
5-25	Michigan @	W	7-3
5-26	Purdue @	W	6-5
5-27	Michigan @	W	15-6
5-28	Minnesota @	L	4-3
5-29	Minnesota @	W	14-6
6-3	at Oregon State *	L	4-3
6-4	vs. Virginia *	W	2-1
6-5	vs. St. John's *	L	7-1

Overall Record: 37-21
Big Ten Record: 19-12 (3rd/3rd)

Date	Opponent	Result	Score
2-24	vs. Wake Forest ¹	L	6-2
2-25	at Florida ¹	L	10-3
2-26	vs. Missouri ¹	W	4-2
3-3	vs. UNC-Greensboro ²	W	12-2
3-4	at Jacksonville ²	L	4-3
3-5	vs. Western Michigan ²	L	12-11
3-10	vs. Lehigh ³	W	17-10
3-10	vs. Lehigh ³	W	13-6
3-11	vs. Northern Iowa ⁴	W	9-6
3-12	vs. Bethune Cookman ⁴	W	9-1
3-19	vs. Massachusetts ⁵	W	14-0
3-20	vs. Cornell ⁵	W	12-4
3-21	vs. Illinois-Chicago ⁵	L	7-1
3-21	vs. Cornell ⁵	L	6-0
3-24	vs. Vermont ⁵	W	14-1
3-24	vs. Vermont ⁵	W	6-5
3-29	Toledo	W	8-5
3-31	at Iowa	W	12-5
4-1	at Iowa	L	7-1
4-1	at Iowa	W	6-4
4-2	at Iowa	W	15-1
4-5	Miami (Ohio)	W	9-2
4-7	Illinois	W	4-1
4-8	Illinois	W	5-1
4-8	Illinois	L	8-6
4-9	Illinois	W	9-1
4-12	Central Michigan	W	8-5
4-14	at Michigan	L	14-3
4-15	at Michigan	L	7-1
4-15	at Michigan	L	2-1
4-16	at Michigan	W	5-4
4-19	Oakland	W	8-2
4-21	at Indiana	W	4-3
4-22	at Indiana	L	4-3
4-23	at Indiana	W	11-6
4-23	at Indiana	W	8-6
4-26	Cleveland State	L	7-5
4-28	Purdue	W	10-5
4-29	Purdue	W	4-0
4-29	Purdue	W	4-1
4-30	Purdue	L	7-6
5-3	Eastern Michigan	W	5-2
5-5	at Michigan State ⁶	W	16-2
5-6	at Michigan State ⁶	W	12-3
5-6	at Michigan State ⁶	W	6-4
5-7	at Michigan State ⁶	L	5-2
5-12	Minnesota	W	10-2
5-13	Minnesota	L	2-1
5-13	Minnesota	L	12-3
5-17	Pittsburgh	L	7-3
5-19	Penn State	W	4-3
5-20	Penn State	L	3-2
5-20	Penn State	W	3-0
5-21	Penn State	W	12-2
5-24	Purdue @	W	2-1
5-25	Northwestern @	W	9-0
5-26	Minnesota @	L	7-3

Overall Record: 30-26
Big Ten Record: 15/15 (5th/6th)

Date	Opponent	Result	Score
2/22	Arkansas State ¹	W	7-3
2/23	at Memphis ¹	W	1-0
2/24	Seton Hall ¹	W	6-5
2/29	at Texas A&M	L	5-8
3/1	Louisiana Tech ²	W	7-4
3/2	Arkansas ²	L	6-8
3/7	Air Force ³	L	8-9
3/8	Maine ³	L	7-8
3/9	Connecticut ³	W	6-4
3/15	Harvard ⁴	W	9-7
3/16	Dartmouth ⁵	W	14-9
3/17	Northern Iowa ⁵	L	8-12
3/18	Bradley ⁵	W	10-3

3/19	St. Louis ⁵	L	0-4
3/21	Kansas ⁵	W	16-5
3/26	Pittsburgh	W	9-1
3/28	Penn State	W	15-0
3/29	Penn State	L	1-3
3/29	Penn State	L	2-5
3/30	Penn State	W	2-0
4/2	Toledo	W	13-0
4/4	Minnesota	W	11-6
4/5	Minnesota	L	0-6
4/5	Minnesota	W	4-1
4/6	Minnesota	W	8-7
4/9	Central Michigan	L	2-4
4/11	Michigan State	W	(11) 4-3
4/13	Michigan State	W	5-4
4/13	Michigan State	L	(8) 0-1
4/16	Louisville	L	12-13
4/18	Purdue	L	4-7
4/19	Purdue	L	0-8
4/20	Purdue	W	8-4
4/20	Purdue	L	5-7
4/23	Akron	W	8-7
4/23	Akron	L	3-7
4/25	Northwestern	W	11-2
4/26	Northwestern	L	4-6
4/26	Northwestern	W	13-1
4/27	Northwestern	L	8-14
4/30	Eastern Michigan	W	15-12
5/2	Michigan	L	1-4
5/3	Michigan	L	1-6
5/3	Michigan	W	3-2
5/4	Michigan	L	1-5
5/7	Marshall	W	8-1
5/9	Illinois	L	4-9
5/10	Illinois	W	9-2
5/11	Illinois	W	14-8
5/13	Buffalo	W	14-13
5/15	Iowa	L	(10) 3-4
5/16	Iowa	W	12-2
5/16	Iowa	L	4-7
5/17	Iowa	W	9-7
5/21	Illinois @	L	2-3
5/22	Indiana @	L	(10) 8-10
1 Millington, Tenn. 2 College Station, Texas; 3 West Palm Beach, Fla.; 4 St. Petersburg, Fla.; 5 Bradenton, Fla. @Big Ten Tournament at Ann Arbor, Mich.			

Overall Record: 38-24
Big Ten Record: 15-15 (6th/1st)

Date	Opponent	Result	Score
2-23	vs. James Madison ¹	W	8-6
2-24	vs. Kansas State ¹	L	5-4
2-24	vs. Kansas State ¹	L	5-2
2-25	vs. Seton Hall ¹	L	6-5
3-2	vs. Georgetown ²	W	7-5
3-4	vs. Lehigh ²	W	7-2
3-9	at North Florida ²	W	3-2
3-10	vs. Western Michigan ³	W	10-1
3-11	vs. Connecticut ³	W	2-1
3-17	vs. Bucknell ⁴	W	9-5
3-18	vs. Jacksonville State ⁴	W	8-3
3-18	vs. Dartmouth ⁴	W	6-3
3-19	vs. Yale ⁵	W	11-3
3-21	vs. Yale ⁵	W	16-10
3-22	vs. Northwestern ⁵	W	11-6
3-23	vs. Harvard ⁶	W	5-3
3-28	Toledo	W	18-5
3-30	Iowa	W	12-7
3-31	Iowa	W	6-2
3-31	Iowa	L	0-8
4-1	Iowa	W	16-7
4-8	at Illinois	L	8-5
4-8	at Illinois	W	10-7
4-13	Michigan	L	10-4
4-14	Michigan	L	12-4
4-14	Michigan	L	6-3
4-15	Michigan	L	13-3
4-18	Ball State	L	5-0
4-18	Ball State	W	3-2
4-20	Indiana	W	6-4
4-21	Indiana	W	4-3
4-21	Indiana	W	9-8
4-22	Indiana	W	11-3
4-25	Xavier	L	4-3
4-27	at Purdue	W	6-2
4-28	at Purdue	L	16-0
4-28	at Purdue	W	3-2
4-29	at Purdue	W	6-3
5-2	Akron	W	7-2
5-4	Michigan State	W	8-4
5-5	Michigan State	L	5-1
5-5	Michigan State	L	6-4
5-6	Michigan State	L	7-5
5-8	Western Carolina	L	7-3
5-9	Western Carolina	L	12-2
5-11	at Minnesota	L	6-4
5-12	at Minnesota	W	8-1
5-12	at Minnesota	W	13-1
5-13	at Minnesota	L	5-3
5-15	North Florida	W	8-7
5-16	North Florida	W	9-3
5-18	at Penn State	L	3-2
5-19	at Penn State	L	4-2
5-20	at Penn State	W	3-2
5-23	vs. Penn State @	W	10-3
5-24	at Michigan @	W	4-2
5-25	vs. Minnesota @	W	10-9
5-27	vs. Minnesota @	W	4-2
6-1	vs. Louisiana-Lafayette *	L	5-4
6-2	vs. Le Moyne *	W	6-5
6-3	at Texas A&M *	L	10-4

Overall Record: 42-19
Big Ten Record: 18-6 (1st, 3rd)

Date	Opponent	Result	Score
2-20	Notre Dame ¹	W	2-0
2-21	Connecticut ¹	W	6-4
2-22	Cincinnati ¹	W	6-5
2-27	at North Florida	W	11-6
2-28	George Mason ²	W	11-5
2-28	at North Florida	W	10-8
3-1	Connecticut ²	W	21-14
3-6	Rhode Island ³	L	6-8
3-7	Northwestern		

RESULTS BY YEAR

3-29 Xavier W 4-1	3-31 at Michigan State W 1-0	3-29 Michigan State L 7-8	3-22 Michigan State W 6-2	3-25 Akron W 9-4
4-1 Northwestern W 7-2	4-1 at Michigan State L 1-2	3-30 Michigan State W 8-3	3-23 Michigan State W 1-0	3-27 at Rutgers W 13-4
4-2 Northwestern L 3-7	4-2 at Michigan State L 5-10	3-31 Michigan State L 2-7	3-26 Marshall W 4-0	3-28 at Rutgers L 4-2
4-3 Northwestern W 15-14	4-4 at Miami (OH) W 9-2	4-2 Youngstown State W 3-0	3-28 Indiana L 6-4	3-29 at Rutgers W 1-0
4-6 Miami (Ohio) L 4-12	4-6 Minnesota W 2-1	4-3 Miami W 1-0	3-30 Indiana L 8-2	3-31 Ohio W 7-4
4-8 at Indiana W 6-1	4-7 Minnesota W 5-3	4-5 at Minnesota L 0-7	3-30 Indiana L 7-1	4-4 Penn State W 7-1
4-9 at Indiana L 3-5	4-8 Minnesota W 4-1	4-6 at Minnesota W 5-2	4-1 Ohio W 11-6	4-5 Penn State W 7-6
4-10 at Indiana L 9-10	4-10 Ohio W 6-5	4-7 at Minnesota L 0-1	4-2 Toledo W 7-2	4-6 Penn State W 8-7
4-13 Akron W 5-0	4-11 Akron W 7-2	4-9 West Virginia W 9-0	4-4 at Nebraska L 3-2	4-10 UNLV W 6-5
4-13 Akron W 8-1	4-13 Nebraska W 10-2	4-10 Marshall W 5-0	4-5 at Nebraska L 4-3	4-11 UNLV L 3-2
4-15 Michigan State L 4-5	4-15 Nebraska L 4-5	4-12 at Nebraska L 2-11	4-6 at Nebraska L 2-1	4-12 UNLV L 7-4
4-16 Michigan State W 9-8	4-15 Nebraska L 9-17	4-13 at Nebraska W 6-5 (11)	4-8 Eastern Michigan W 8-1	4-14 Louisville W 2-0
4-17 Michigan State W 10-5	4-17 Xavier L 2-3	4-14 at Nebraska W 7-4	4-9 Dayton L 8-5	4-17 at Nebraska L 5-2
4-20 Bowling Green L 4-5	4-18 Cincinnati L 5-6	4-17 at Cincinnati L 3-5	4-11 Penn State L 5-4	4-18 at Nebraska W 2-1(10)
4-23 at Penn State W 5-1	4-20 at Illinois L 1-9	4-19 Illinois L 2-9	4-12 Penn State W 7-0	4-19 at Nebraska W 5-2(10)
4-23 at Penn State L 2-5	4-21 at Illinois L 3-8	4-20 Illinois W 7-6 (10)	4-13 Penn State W 12-6	4-21 Morehead State W 6-3
4-24 at Penn State L 9-10	4-22 at Illinois W 10-4	4-21 Illinois W 7-3	4-15 at West Virginia L 4-1	4-22 Morehead State W 7-0
4-29 Michigan W 7-2	4-25 Bowling Green W 8-4	4-26 Penn State W 3-1	4-16 Ball State L 8-6	4-24 at Northwestern W 9-2
4-30 Michigan W 7-6	4-27 at Penn State W 4-1	4-27 Penn State W 10-8	4-18 Murray State W 3-1	4-26 at Northwestern W 6-3
4-30 Michigan W 4-3	4-28 at Penn State L 4-5	4-27 Penn State W 8-3	4-19 Murray State L 7-5	4-26 at Northwestern W 5-2(11)
5-4 North Florida L 2-7	4-29 at Penn State L 7-8 (10)	5-1 Northern Kentucky W 9-8	4-20 Murray State W 7-3	5-1 Illinois L 8-1
5-4 North Florida W 3-2	5-5 Northwestern W 3-1	5-1 Northern Kentucky W 6-5	4-25 at Purdue L 4-3 (13)	5-2 Illinois L 6-5
5-6 at Illinois L 9-13	5-5 Northwestern W 7-1	5-4 at Northwestern L 0-8	4-26 at Purdue W 2-0	5-3 Illinois L 6-2
5-7 at Illinois W 12-7	5-6 Northwestern W 4-1	5-5 at Northwestern W 5-3	4-27 at Purdue W 11-2	5-5 at Miami (OH) W 20-7
5-8 at Illinois L 5-11	5-8 at Oklahoma State L 2-4	5-6 at Northwestern W 6-2	4-30 at Louisville L 7-3	5-6 at Cincinnati W 6-0
5-10 Oklahoma State L 3-16	5-9 at Oklahoma State W 4-0	5-7 Georgia Tech L 2-9	5-3 Iowa W 9-4	5-8 Maryland L 13-4
5-11 Oklahoma State W 3-2	5-11 Seattle W 4-1	5-8 Georgia Tech W 3-2	5-4 Iowa L 17-2	5-9 Maryland W 13-12
5-13 Iowa L 0-7	5-12 Seattle L 1-11	5-11 Oregon L 1-3 (11)	5-5 Iowa W 3-2	5-10 Maryland L 14-9
5-14 Iowa L 8-9	5-13 Seattle W 7-2	5-11 Oregon L 0-4	5-6 Miami (Oh.) L 3-1	5-12 at Youngstown State W 7-0
5-15 Iowa W 10-4	5-15 Toledo W 10-1	5-12 Oregon L 0-1	5-9 at Michigan W 1-0	5-14 at Indiana L 6-4
5-19 at Minnesota L 2-3	5-17 at Indiana L 8-10	5-14 Louisville L 3-6	5-10 at Michigan L 5-1	5-15 at Indiana L 9-1
5-19 at Minnesota W 5-1	5-18 at Indiana L 0-5	5-16 Indiana W 2-1	5-11 at Michigan L 4-1	5-15 at Indiana L 6-4
5-21 at Minnesota W 5-3	5-19 at Indiana L 2-4	5-17 Indiana L 2-7 (10)	5-13 Cincinnati W 11-3	5-20 vs. Iowa@ L 3-2
5-25 Minnesota@ W 5-3	5-23 Penn State@ W 12-5	5-18 Indiana L 1-8	5-15 Northwestern L 6-3	5-21 vs. Indiana@ L 5-3
5-26 Illinois@ L 4-5	5-24 Purdue@ L 4-5	5-23 vs. Nebraska@ W 3-2	5-16 Northwestern L 6-2	1 Snowbird Classic at Port Charlotte, Fla.;
5-27 Minnesota@ L 4-9	5-25 Nebraska@ W 6-2	5-24 vs. Indiana@ L 3-11	5-17 Northwestern W 5-2	Big Ten Tournament at Minneapolis, Minn. - Target Field
5-27 Minnesota@ L 4-9	5-25 Michigan State@ L 2-6	5-25 vs. Nebraska@ L 0-5	5-21 vs. Nebraska@ L 7-6	
1 Big Ten/Big East Challenge at St. Petersburg, Fla.; 2 at Port Charlotte, Fla.; 3 at Forest City, N.C.; 4 at Winter Haven, Fla.; 5 at Auburndale, Fla.; @ Big Ten Tournament, Columbus, Ohio	1 Big Ten/Big East Challenge at St. Petersburg/Clearwater, Fla.; 2 Snowbird Classic at Port Charlotte, Fla.; 3 Chanticleer Classic at Myrtle Beach/Conway S.C.; @ Big Ten Tournament at Columbus, Ohio - Huntington Park	1 Snowbird Classic at Sarasota, Fla.; 2 Snowbird Classic at Port Charlotte, Fla.; 3 Bighouse Invitational at Deland, Fla.; 4 Coastal Carolina Invitational at Myrtle Beach, Minn. - Target Field	1 Snowbird Classic at Port Charlotte, Fla.; 2 UCF Tournament at Orlando, Fla.; 3 Keith LeClair Classic at Greenville, N.C.; @ Big Ten Tournament at Omaha, Neb.	

2012
Overall Record: 33-27
Big Ten Record: 11-13 (6th/4th)

Date	Opponent	Result	Score
2-17	vs. USF1	L	3-5
2-18	vs. Seton Hall1	W	4-7
2-19	vs. Connecticut1	W	9-5 (6)
2-24	at Georgia Tech	L	4-12
2-25	at Georgia Tech	W	7-3
2-26	at Georgia Tech	L	4-13
3-2	vs. Michigan2	W	9-4
3-3	vs. Western Michigan2	L	8-15
	vs. Western Michigan2	W	5-2
3-4	vs. Villanova2	W	4-3 (10)
3-9	vs. Marist3	W	17-2
3-10	at Coastal Carolina	L	1-4
	vs. Toledo3	W	13-1
3-11	at Coastal Carolina	L	2-3 (12)
3-16	Austin Peay	W	4-3 (13)
3-17	Austin Peay	L	2-7 (10)
3-18	Austin Peay	W	7-3
3-20	at Louisville	L	0-20
3-21	at Dayton	W	11-7
3-24	Purdue	L	5-8
3-24	Purdue	L	1-8
3-25	Purdue	W	5-4
3-27	Eastern Michigan	W	13-4

2013
Overall Record: 35-23
Big Ten Record: 15-9 (2nd/3rd)

Date	Opponent	Result	Score
2-15	vs. Mercer1	L	5-6 (10)
2-15	vs. Notre Dame1	L	3-13
2-17	vs. St. John's1	W	3-1
2-22	vs. South Dakota St.2	W	10-2
2-23	vs. South Dakota St.2	W	5-2
2-23	vs. Mount St. Mary's2	W	13-2
2-24	vs. Mount St. Mary's2	W	13-4
3-1	vs. Connecticut3	L	2-5
3-2	at Stetson3	L	2-3 (12)
3-3	vs. Central Michigan3	W	8-1
3-4	vs. Harvard4	W	11-0
3-9	vs. Ball State4	W	5-3
3-10	at Coastal Carolina4	L	1-3
3-11	at Coastal Carolina4	W	3-2
3-12	at Charleston Southern	W	6-3
3-15	Bryant	W	4-1
3-16	Bryant	L	2-3
3-17	Bryant	W	6-4
3-22	at Purdue	W	10-1
3-23	at Purdue	W	8-3
3-23	at Purdue	W	7-0

2014
Overall Record: 30-28
Big Ten Record: 10-14 (7th/7th)

Date	Opponent	Result	Score
2-14	vs. Connecticut 1	W	8-2
2-15	vs. Auburn 1	W	1-0
2-15	vs. Indiana State 1	L	7-2
2-16	vs. Indiana State 1	L	8-6
2-21	at UCF 2	W	9-3 (13)
2-22	vs. The Citadel 2	W	5-4
2-23	vs. Oklahoma 2	W	6-3
2-28	vs. Pittsburgh 3	W	6-2
3-1	vs. Western Kentucky 3	W	5-4
3-2	at East Carolina 3	L	3-2
3-7	at Oregon	L	8-2
3-8	at Oregon	W	5-0
3-9	at Oregon	L	20-4
3-11	at Oregon State	L	4-3
3-14	Siena	W	8-5
3-15	Siena	W	7-3
3-15	Siena	W	7-1
3-18	Akron	W	6-5 (11)
3-19	Xavier	W	10-3
3-21	Michigan State	L	7-6

2015
Overall Record: 35-20
Big Ten Record: 13-11 (7th/7th)

Date	Opponent	Result	Score
2-13	vs. George Mason 1	W	4-3
2-14	vs. Saint Louis 1	W	6-5
2-15	vs. Pittsburgh 1	W	8-0
2-20	at Florida Atlantic	W	8-2
2-21	at Florida Atlantic	L	7-0
2-22	at Florida Atlantic	L	2-1
2-28	at UAB	L	3-2
2-28	at UAB	L	8-1
3-1	at UAB	W	4-3
3-8	at Western Kentucky	W	10-1
3-9	at Western Kentucky	W	6-4
3-11	Northern Kentucky	W	4-3
3-14	Evansville	L	10-9
3-15	Evansville	W	4-3
3-15	Evansville	W	12-2
3-17	Rider	W	6-2
3-18	Rider	W	7-2
3-20	Michigan State	L	3-2
3-21	Michigan State	W	6-4
3-22	Michigan State	W	3-0
3-24	Toledo	W	9-2

2016
Overall Record: 44-20-1
Big Ten Record: 15-9 (3rd/1st)

Date	Opponent	Result	Score
2-19	vs. Toledo1	W	7-1
2-20	vs. Niagara	W	10-7
2-20	vs. Pittsburgh1	W	11-8
2-21	vs. Toledo1	T	5-5
2-26	vs. Duke2	L	8-1
2-27	at Coastal Carolina2	W	6-4
2-28	vs. Liberty2	W	5-4
2-29	at Coastal Carolina2	L	3-2
3-4	vs. Seton Hall3	W	9-3
3-5	vs. Illinois State3	L	5-4
3-6	vs. Boston College3	L	6-2
3-11	at UNLV	L	5-2
3-12	at UNLV	W	20-3
3-13	at UNLV	L	8-7
3-15	at UNLV	W	8-7
3-18	Hofstra	W	12-1
3-19	Hofstra	W	4-2
3-20	Hofstra	W	2-1
3-22	Xavier	W	11-6
3-25	Northwestern	L	6-5
3-26	Northwestern	W	5-2
3-27	Northwestern	W	5-4
3-29	at Ohio	W	6-3
3-30	Toledo	W	9-8
4-1	Bethune Cookman	W	6-2
4-2	Bethune Cookman	W	11-2
4-3	Bethune Cookman	W	13-5
4-5	at Kent State	L	8-3
4-8	at Maryland	L	3-0
4-8	at Maryland	L	2-1
4-10	at Maryland	L	5-4
4-12	Morehead State	W	1-0
4-13	Morehead State	W	7-3
4-15	Rutgers	L	7-4
4-16	Rutgers	W	11-3
4-17	Rutgers	W	2-1
4-19	Cincinnati	W	9-0
4-22	at Illinois	L	1-0
4-23	at Illinois	W	9-1
4-24	at Illinois	L	5-3
4-29	at Purdue	W	3-1
4-29	at Purdue	W	3-2
5-1	at Purdue	W	5-1
5-3	UAB	L	6-3
5-4	UAB	W	12-3
5-6	Iowa	W	6-0
5-7	Iowa	L	12-0
5-8	Iowa	W	3-0
5-10	Florida Atlantic		
5-11	Florida Atlantic	W	10-2
5-13	Michigan	W	3-2
5-14	Michigan	W	7-3
5-15	Michigan	W	8-2
5-17	Eastern Michigan	W	2-0
5-19	at Minnesota	W	3-2
5-20	at Minnesota	L	4-3



2016 BIG TEN TOURNAMENT CHAMPIONS (44-20-1 OVERALL, 15-9 BIG TEN)
 Front Row (Left to Right): Andrew Fishel, Azim Qadri, Troy Montgomery, Jacob Barnwell, Tre' Gantt, Jordan McDonough, L Grant Davis, Nick Longo, Nick Sergakis, Matthew Carpenter, Casey Demko. Second Row (Left to Right): Student Athletic Trainer Hope Leimbach, Volunteer Video Coordinator Matt Angle, Director of Operations Blair Everhart, Volunteer Assistant Coach Dan DeLuca, Pitching Coach Mike Stafford, Head Coach Greg Beals, Assistant Coach Chris Holick, Strength & Conditioning Coach Deen Hansen, Student Manager Caleb Huth, Student Manager Ryan Densel, Athletic Trainer Jason Good. Third Row (Left to Right): Troy Kuhn, Jacob VancorWal, Jalen Washington, Brady Cherry, John Havird, Connor Curles, Ryan Lefel, Daulton Mosberger, Kyle Michalik, Nick Lankard, Tanner Tully, Joe Stoll, Michael Horesjei. Back Row (Left to Right): Ronnie Dawson, Yianni Pavlopoulos, Kent Axcell, Jake Post, Acam Niemeyer, Jacob Bosiojovic, Shea Murray, Zach Ratcliff, Jake Brobst, Ryan Felner, Seth Kinker, Austin Woodyby, Curtiss Irving and Ridge Winand.

RESULTS BY YEAR

5-21	at Minnesota	W	6-5
5-25	vs. Michigan@	W	8-3
5-27	vs. Iowa@	L	5-4
5-27	vs. Michigan@		
5-28	vs. Michigan@	W	11-4
5-28	vs. Michigan State@	W	3-2
5-29	vs. Michigan State@	W	7-3
5-29	vs. Iowa@	W	8-7
6-3	vs. Wright State!	W	7-6
6-4	vs. Louisville!	L	15-3
6-5	vs. Wright State!	L	7-3

1 Historic Dodgerown Classic at Vero Beach, Fla.; 2 Coastal Carolina Tournament at Myrtle Beach; 3 Snowbird Classic at Port Charlotte, Fla.; @ Big Ten Tournament at Omaha, Neb.; 1 NCAA Baseball Championship

2017

Overall Record: 22-34

Big Ten Record: 8-16 (11th/N/A)

Date	Opponent	Result	Score
2-17	vs. Kansas State1	W	6-3
2-18	vs. Delaware1	W	15-10
2-18	vs. Pitt1	L	7-2
2-19	vs. Kansas State1	L	3-2
2-23	vs. Utah2	L	12-0
2-24	vs. Oregon State2	W	6-1
2-25	vs. Utah2	L	6-4
2-26	vs. Oregon State2	L	5-1
3-3	at Campbell	L	7-2
3-4	at Campbell	W	7-1
3-5	at Campbell	W	7-6
3-10	at FGCU	L	10-9
3-11	at FGCU	L	13-1
3-12	at FGCU	W	5-4
3-14	vs. Lehigh3	W	7-3
3-15	vs. Bucknell3	W	5-2
3-18	Xavier	L	3-2 (13)
3-19	at Xavier	L	5-4
3-19	at Xavier	L	6-5
3-21	Youngstown State	W	12-8
3-24	Minnesota	L	5-2
3-25	Minnesota	L	15-5
3-25	Minnesota	L	6-5
3-28	Ohio	W	3-0
3-31	Purdue	W	13-2
4-1	Purdue	L	6-1
4-2	Purdue	L	2-1
4-5	Kent State	W	9-8 (7)
4-8	at Penn State	L	6-2
4-9	at Penn State	W	5-2
4-9	at Penn State	W	11-2
4-11	Cincinnati	L	7-1
4-12	Eastern Michigan	L	3-1
4-14	at Michigan State	L	2-0
4-15	at Michigan State	L	13-8
4-16	at Michigan State	W	13-8
4-19	Northern Kentucky	L	8-1
4-21	UNC Greensboro	L	11-4
4-22	UNC Greensboro	W	5-4
4-28	Nebraska	W	9-7
4-29	Nebraska	L	3-1
4-30	Nebraska	L	11-9
5-3	Texas Tech	L	5-3
5-5	at Michigan	L	6-0
5-6	at Michigan	L	5-2
5-7	at Michigan	W	4-2
5-9	Bowling Green	W	7-6 (12)
5-10	Ball State	L	14-4
5-12	at Iowa	L	9-5
5-13	at Iowa	W	12-7
5-14	at Iowa	L	11-10
5-16	Toledo	W	11-8
5-18	Indiana	W	7-4
5-19	Indiana	L	8-4
5-20	Indiana	L	4-3

1 Sunshine State Series Classic in Osceola, Fla.; 2 Big Ten/Pac-12 Challenge in Surprise, Ariz.; 3 Snowbird Classic in Port Charlotte, Fla.

2018

Overall Record: 36-24

Big Ten Record: 14-10 (7th/4th)

Date	Opponent	Result	Score
2-16	vs. Wisconsin-Milwaukee1	W	11-7
2-16	vs. Canisius1	W	6-4
2-17	vs. Canisius1	L	5-4
2-18	vs. Wisconsin-Milwaukee1	W	13-3
2-22	vs. Utah2	W	7-2
2-23	vs. #2 Oregon State2	L	10-8
2-24	vs. Utah2	W	20-13
2-25	vs. #2 Oregon State2	L	6-1
3-2	vs. Nicholls State3	W	6-3
3-3	vs. #16 Southern Miss3	W	9-6
3-4	vs. Eastern Michigan3	L	6-1
3-9	vs. High Point4	W	8-6
3-10	vs. High Point4	L	8-4
3-10	at #21 Coastal Carolina	L	10-8
3-11	at #21 Coastal Carolina	W	7-5
3-13	at UNCW	W	8-3

3-13	at UNCW	W	8-3
3-14	at UNCW	W	8-1
3-16	CSUN	W	2-1 (12)
3-18	CSUN	W	11-6
3-18	CSUN	W	7-3
3-23	Georgetown	W	13-5
3-24	Georgetown	L	5-1
3-25	Georgetown	W	5-4 (10)
3-28	Toledo	W	19-4
3-30	Nebraska	L	7-3
3-31	Nebraska	W	7-4
4-1	Nebraska	W	15-14
4-7	at Iowa	W	2-1
4-7	at Iowa	L	9-5
4-8	at Iowa	L	2-1
4-10	Ohio	W	4-0
4-13	at Penn State	W	1-0
4-14	at Penn State	W	5-1
4-14	at Penn State	W	19-8
4-18	Youngstown State	W	12-3
4-20	#8 Indiana	L	4-0
4-21	#8 Indiana	W	5-4
4-22	#8 Indiana	W	6-5 (12)
4-27	#21 Minnesota	L	11-1
4-28	#21 Minnesota	L	2-1
4-29	#21 Minnesota	W	6-5
5-2	at Ball State	L	12-11
5-4	at Illinois	W	6-5
5-5	at Illinois	L	11-3
5-6	at Illinois	W	10-5
5-8	Campbell	W	10-6
5-9	Campbell	L	13-8
5-11	Purdue	W	4-2
5-12	Purdue	L	8-2
5-13	Purdue	W	16-6
5-15	at Cincinnati	L	14-4 (7)
5-17	at Michigan State	W	10-8
5-18	at Michigan State	L	6-2
5-19	at Michigan State	L	8-3
5-23	vs. Purdue5	L	8-2
5-24	vs. Iowa5	W	2-0
5-25	vs. Michigan5	W	5-3
5-26	vs. Minnesota5	L	8-1
6-1	vs. South Carolina6	L	8-3
6-2	vs. UNCW6	L	4-3 (13)

1 Snowbird Classic at Port Charlotte, Fla.; 2 Big Ten/Pac-12 Challenge at Surprise, Ariz.; 3 at Pensacola, Fla.; 4 at Conway, S.C.; 5 at Big Ten Tournament in Omaha, Neb.; 6 at NCAA Regional in Greenville, N.C.

2019

Overall Record: 36-27

Big Ten Record: 12-12 (7th/1st)

Date	Opponent	Result	Score
2-15	vs. Seton Hall1	W	4-3
2-16	vs. Seton Hall1	W	6-0
2-17	vs. Seton Hall1	W	5-3
2-18	at Florida Gulf Coast	W	2-0
2-22	vs. BYU2	L	5-1
2-23	at A&M Corpus Christi	L	8-7
2-24	vs. Oral Roberts2	W	8-3
2-25	at A&M Corpus Christi	L	2-3
3-1	at Bethune-Cookman	L	4-3
3-2	at Bethune-Cookman	W	6-0
3-3	at Bethune-Cookman	W	16-9
3-4	at Bethune-Cookman	L	8-3
3-9	vs. Michigan State3	L	7-1
3-10	vs. Western Carolina3	L	8-5
3-11	at Furman	L	11-10 (10)
3-12	at Wofford	L	8-6
3-15	Lipscomb	W	14-3
3-16	Lipscomb	L	9-3
3-17	Lipscomb	W	7-6
3-19	Northern Kentucky	W	10-8
3-21	Hawaii	W	6-4
3-22	Hawaii	W	6-5
3-23	Hawaii	W	7-5
3-24	Hawaii	L	15-3
3-27	Toledo	W	9-4
3-29	at Rutgers	W	5-3 (11)
3-30	at Rutgers	W	2-0
3-30	at Rutgers	L	3-2 (15)
4-3	Cincinnati	L	9-5
4-5	Northwestern	L	13-5
4-6	Northwestern	L	7-2
4-7	Northwestern	L	10-4
4-9	at Ohio	W	10-8
4-10	Dayton	W	4-2
4-12	Michigan	W	10-5
4-13	Michigan	W	10-4
4-13	Michigan	L	6-2
4-16	Xavier	W	8-5
4-20	at Maryland	L	14-8
4-20	at Maryland	W	10-9 (11)
4-21	at Maryland	W	5-1
4-26	Iowa	L	4-2
4-27	Iowa	L	11-4
4-28	Iowa	W	5-1
5-4	at Minnesota	L	5-4 (18)

5-5	at Minnesota	L	11-2
5-5	at Minnesota	L	3-2
5-8	Wright State	W	6-5
5-10	Penn State	W	4-2
5-11	Penn State	W	2-0
5-11	Penn State	L	10-6
5-14	at Youngstown State	W	7-4
5-16	at Purdue	W	7-0
5-17	at Purdue	W	6-1
5-18	at Purdue	W	13-11
5-22	vs. Michigan4	W	2-1
5-23	vs. Maryland4	W	3-2
5-25	vs. Minnesota4	L	9-6
5-26	vs. Minnesota4	W	8-6
5-26	vs. Nebraska4	W	3-1
5-31	vs. Vanderbilt5	L	8-2
6-1	vs. McNeese5	W	9-8 (13)
6-2	vs. Indiana State5	L	10-5

1 Snowbird Classic at Port Charlotte, Fla.; 2 Klegberg Bank Tournament at Corpus Christi, Texas; 3 Greenville Drive 1st Pitch Invite at Greenville, N.C.; 4 at Big Ten Tournament in Omaha, Neb.; 5 at NCAA Regional in Nashville, Tenn.

2020

Overall Record: 6-8

Big Ten Record: 0-0 (N/A)

Date	Opponent	Result	Score
2-14	vs. St. Joseph's1	L	7-3
2-15	vs. Pittsburgh1	W	4-1
2-16	vs. Indiana State1	W	10-6 (10)
2-21	at Georgia Tech	L	12-4
2-22	at Georgia Tech	L	5-2
2-23	at Georgia Tech	L	12-2
2-28	at Lipscomb	W	11-6
2-29	at Lipscomb	L	5-4
3-1	at Lipscomb	L	4-2
3-6	at Stetson	L	9-1
3-7	vs. Harvard2	W	13-1
3-8	vs. Fairfield2	W	8-3
3-10	at North Florida	W	10-2
3-11	at North Florida	L	9-5

1 Snowbird Classic at Port Charlotte, Fla.; 2 at Stetson University in DeLand, Fla.

2021

Overall Record: 22-20

Big Ten Record: 22-20 (6th)

Date	Opponent	Result	Score
3-5	vs. Illinois1	W	6-3 (13)
3-6	vs. Illinois1	W	6-5 (9)
3-6	vs. Illinois1	W	12-6
3-7	vs. Illinois1	L	8-0
3-12	vs. Iowa2	L	4-0
3-12	vs. Nebraska2	L	10-4
3-13	vs. Iowa2	W	7-4
3-14	vs. Nebraska2	W	6-4
3-20	at Rutgers	L	6-5 (11)
3-21	at Rutgers	L	2-0
3-22	at Rutgers	W	4-1
3-26	vs. Iowa	W	8-2
3-27	vs. Iowa	L	5-1
3-28	vs. Maryland	W	5-4
3-29	vs. Maryland	L	9-3
4-2	vs. Indiana	W	3-2
4-3	vs. Indiana	W	6-0
4-3	vs. Indiana	W	5-2
4-4	vs. Indiana	W	4-3
4-9	at Michigan	W	7-4
4-10	at Michigan	L	7-0
4-11	at Michigan	L	16-7
4-16	at Maryland	L	10-6
4-17	at Maryland	L	5-4 (10)
4-18	at Maryland	L	9-4
4-23	vs. Penn State	W	11-6
4-24	vs. Penn State	W	7-0
4-25	vs. Penn State	L	10-6
4-30	vs. Purdue	W	11-3
5-1	vs. Purdue	W	12-2
5-2	vs. Purdue	L	16-15
5-11	at Purdue	W	5-1
5-14	vs. Michigan State	L	10-7
5-15	vs. Michigan State	L	2-0
5-16	vs. Michigan State	W	7-3
5-22	vs. Nebraska3	L	11-9
5-23	vs. Nebraska3	L	9-0
5-23	at Indiana	W	3-1
5-24	at Indiana	L	2-0
5-28	vs. Northwestern	W	13-10
5-29	vs. Northwestern	W	4-1
5-30	vs. Northwestern	L	8-2

1 Flour Field at the West End in Greenville, S.C.; 2 U.S. Bank Stadium in Minneapolis, Minn.; 3 Bart Kaufman Field in Bloomington, Ind.