

# OHIO STATE MEN'S BASKETBALL

1898 **FIRST SEASON** • 1 **NATIONAL CHAMPIONSHIP** • 10 **NCAA FINAL FOURS** • 14 **SWEET 16 APPEARANCES**  
31 **NCAA APPEARANCES** • 20 **BIG TEN CONFERENCE CHAMPIONSHIPS** • 28 **CONSENSUS ALL-AMERICANS**

## 2022-23 SCHEDULE/RESULTS

### NOVEMBER (5-2)

Tue 1	CHAMINADE (Exh.)	W, 101-57
Mon 7	ROBERT MORRIS	W, 91-53
Thur 10	CHARLESTON SOUTHERN	W, 82-56
Wed 16	EASTERN ILLINOIS	W, 65-43
Mon 21	vs. #17/19 San Diego State <sup>1</sup>	L, 77-88
Tue 22	vs. Cincinnati <sup>1</sup>	W, 81-53
Wed 23	vs. #21/20 Texas Tech <sup>1</sup>	W, 80-73
Wed 30	at #17/16 Duke <sup>2</sup>	L, 72-81

### DECEMBER (4-1)

Sat 3	ST. FRANCIS (PA.)	W, 96-59
Thur 8	RUTGERS*	W, 67-66
Sat 17	vs. North Carolina <sup>3</sup>	L, 84-89 (ot)
Wed 21	MAINE	W, 95-61
Thur 29	ALABAMA A&M	W, 90-59

### JANUARY (2-7)

Sun 1	at Northwestern*	W, 73-57
Thur 5	#1/1 PURDUE*	L, 69-71
Sun 8	at Maryland*	L, 73-80
Thur 12	MINNESOTA*	L, 67-70
Sun 15	at Rutgers*	L, 64-68 (ot)
Wed 18	at Nebraska*	L, 60-63
Sat 21	IOWA*	W, 93-77
Tue 24	at Illinois*	L, 60-69
Sat 28	at Indiana*	L, 70-86

### FEBRUARY (1-7)

Thur 2	WISCONSIN*	L, 60-65
Sun 5	at Michigan*	L, 69-77
Thur 9	NORTHWESTERN*	L, 63-69
Sun 12	MICHIGAN STATE*	L, 41-62
Thur 16	at Iowa*	L, 75-92
Sun 19	at #3/3 Purdue*	L, 55-82
Thur 23	PENN STATE*	L, 71-75
Sun 26	ILLINOIS*	W, 72-60

### MARCH (3-2)

Wed 1	#21/24 MARYLAND*	W, 73-62
Sat 4	at Michigan State*	L, 78-84
Wed 8	vs. Wisconsin <sup>4</sup>	W, 65-57
Thur 9	vs. Iowa <sup>4</sup>	W, 73-69
Fri 10	vs. Michigan State <sup>4</sup>	W, 68-58
Sat 11	vs. #5/3 Purdue <sup>4</sup>	L, 66-80

\* Big Ten Conference game

(1) Maui Invitational (Lahaina, Hawaii)

(2) ACC/Big Ten Men's Basketball Challenge

(3) CBS Sports Classic (New York, N.Y.)

(4) Big Ten Tournament (Chicago, Ill.)

## TEAM 124

## OHIO STATE 2022-23 SEASON IN REVIEW

16-19 Overall // 5-15 Big Ten // 13th in the Big Ten



- The 2022-23 season was an interesting one for Ohio State, and not always a good interesting. However, the final takeaway from the season will be a good one, following a fun run in the Big Ten Tournament.
- Ohio State finished the year 16-19 overall and was 5-15 in Big Ten play. But the Buckeyes finished the year 52 in the NET rankings and had the 19th-most efficient offense according to Kenpom.
- For what it's worth, the Buckeyes were also the third-most "unluckiest" team of the 363 DI teams this season according to Kenpom. There is a complicated formula for this but basically, things happened throughout the season that were opposite of all common predictions.
- All that to be said, a number of good things happened in a year that also featured a stretch of 14 losses in 15 games.
- The Buckeyes went to the Maui Invitational for the first time since 2006 and went 2-1 in the three games. Justice Sueing showed-out in the finale, scoring a career-high 33 points against Texas Tech in front of friends and family in his home state.
- The Buckeyes won all six home non-conference games to run their home win-streak over non-conference teams to 26 games, which is the longest current streak in the Big Ten.
- Ohio State entered the Big Ten Tournament as the No. 13 seed and opened play on Wednesday evening. The Buckeyes won three games and became the highest-seeded team, and the first team to start play on Wednesday, to reach the semifinals.
- Brice Sensabaugh had one of the best offensive seasons of any Ohio State freshman in program history. He was the first freshman since D'Angelo Russell in 2015 to lead the team in scoring and he ended up third in the country in scoring among freshmen. His 537 points (16.3 ppg) were fourth-most by a freshman in program history and his 60 three-pointers were second-most behind Russell. In the last 20 years, only seven freshmen have averaged 15 points per game and be an above averaging shooter (50 percent on 2-pt FGs, 40 percent on 3-pt FGs and 80 percent on FTs). Brice joins the likes of Kevin Durant, Steph Curry, Kyrie Irving, Ben McLemore, Lauri Markkanen and Mike Daum on that list.
- Bruce Thornton emerged as one of the best point guards in the Big Ten and looks poised to take an even bigger leap next season. He was the only player on the team to start all 35 games and he averaged 10.6 points, 2.7 rebounds and 2.6 assists. He also had a 2-to-1 assist-to-turnover ratio (92-to-46) while playing a team-high 30.5 minutes per game. Thornton was named to the All-Tournament Team at the Big Ten Tournament, becoming just the 10th freshman to earn that distinction.
- Justice Sueing had a tough final season but he finished it the proper way. He wasn't able to rekindle the same fire from Maui but he led the team over the final three weeks of the season and was one of the key players in the BTT run. Sueing was in double figures in each of the last seven games and averaged over 14 points and six rebounds per game during that stretch. He also made 32 of his final 35 free throws. The numbers weren't always there on the court but his leadership of the young group through a difficult stretch never wavered.
- Zed Key looked like one of the best big men in the conference prior to his shoulder injury. He averaged 13.4 points and 8.4 rebounds while shooting 63.5 percent. He, and the team, weren't quite the same after Jan. 5. He underwent surgery on his shoulder and a return to form will likely signal positive things for the Buckeyes next season.
- Zed going down allowed freshman Felix Okpara to step up and he showed, there is quite a bit to like about his game. Okpara was fifth in the Big Ten with 44 blocked shots, despite averaging just 15.5 minutes per game. He had a total of 32 dunks on the year and showed his game-changing ability around the rim on both ends of the floor.
- Roddy Gayle Jr., saw his opportunity in the Big Ten Tournament and jumped on it. The Niagara Falls, N.Y. native was talked about all season but wasn't quite able to showcase his abilities. That was until Chicago, when he averaged 12 points per game while shooting 64 percent from the floor and making nine three-pointers. He had averaged just 3.7 ppg entering the tournament.
- The three transfers made an impact in their own way. Sean McNeil was a stone-cold shooter at times, finishing the year with 59 three-pointers and eclipsing 200 for his career. Ice Likekele did a little bit of everything and was the best leader on the team both on and off the court. No season would be complete without a buzzer-beater and Tanner Holden provided that with a thrilling three-pointer at the horn to beat Rutgers on Dec. 8.
- Team 124 certainly had its ups and downs, but finishing on a high note sent everyone into the offseason with optimism for what is to come next year.

**2022-23 ROSTER BREAKDOWN**

**BY CLASS**

**Graduates (2)**

Isaac Likekele  
Sean McNeil

**Seniors (2)**

Tanner Holden  
Justice Sueing

**Juniors (3)**

Eugene Brown III  
Zed Key  
Owen Spencer

**Freshman (7)**

Colby Baumann  
Kalen Etzler  
Roddy Gayle Jr.  
Bowen Hardman  
Felix Okpara  
Brice Sensabaugh  
Buce Thornton

**BY STATE**

**Ohio (4)**

Kalen Etzler  
Bowen Hardman  
Tanner Holden  
Owen Spencer

**Florida (1)**

Brice Sensabaugh

**Georgia (2)**

Eugene Brown III  
Bruce Thornton

**Hawaii (1)**

Justice Sueing

**International (1)**

Felix Okpara (Lagos, Nigeria)

**Kentucky (1)**

Sean McNeil

**New York (2)**

Roddy Gayle Jr.  
Zed Key

**Texas (2)**

Colby Baumann  
Isaac Likekele

**NUMERICAL ROSTER**

No.	Name	Pos.	Ht.	Wt.	Cl.	Hometown	H.S./Last School
0	Tanner Holden	G	6-6	200	Sr.	Wheelersburg, Ohio	Wheelersburg/Wright State
1	Roddy Gayle Jr.	G	6-4	205	Fr.	Niagara Falls, N.Y.	Wasatch Academy
2	Bruce Thornton	G	6-2	215	Fr.	Alpharetta, Ga.	Milton
3	Eugene Brown III**	G	6-7	195	Jr.	Conyers, Ga.	Southwest DeKalb
4	Sean McNeil	G	6-4	205	Grad.	Union, Ky.	Cooper HS/Sinclair CC/West Virginia
10	Brice Sensabaugh	F	6-6	235	Fr.	Orlando, Fla.	Lake Highland Prep
13	Isaac Likekele	G	6-5	215	Grad.	Arlington, Texas	Timberview/Oklahoma State
14	Justice Sueing***	F	6-6	210	R-Sr.	Honolulu, Hawaii	Mater Dei/California
15	Bowen Hardman	G	6-3	175	Fr.	Cincinnati, Ohio	Princeton
23	Zed Key**	F	6-8	255	Jr.	Bay Shore, N.Y.	Long Island Lutheran
24	Kalen Etzler*	F	6-8	190	R-Fr.	Van Wert, Ohio	Crestview
34	Felix Okpara	C	6-11	220	Fr.	Lagos, Nigeria	Hamilton Heights Christian Acad./Link Acad.
42	Colby Baumann	G	6-3	185	Fr.	Houston, Texas	IMG Academy
44	Owen Spencer	F	6-9	215	Jr.	Cincinnati, Ohio	Turpin/Citadel

\* denotes letters earned at Ohio State

**SOCIAL MEDIA ROSTER**

No.	Name	Twitter	Instagram	TikTok
0	Tanner Holden	tannerholden_23	tannerholden23	
1	Roddy Gayle Jr.	roddy_gayle	roddyg_23	
2	Bruce Thornton	Bruce2T_	brucethornton_	bruxe1
3	Eugene Brown III	eugenebrown3_	eugenebrown3_	eugenebrown3_
4	Sean McNeil	SeanMcNeil22	seanmcline22	hb22_
10	Brice Sensabaugh	bricepsensa	babysensa	notbabysensa
13	Isaac Likekele	_Issaac	_issaac13	iceboogie13
14	Justice Sueing	JusticeSueing	justicesueing	justicesueing
15	Bowen Hardman	BowenHardman	hardmanbowen	bowenhardman
23	Zed Key	iamzedkey	iamzedkey	iamzedkey
24	Kalen Etzler	kalen_etzler24	kalenetzler24	kalenetzler
34	Felix Okpara	Felixokpara24	okpara_felix	
42	Colby Baumann	colby_baumann	colby_baumann	colbybaumann
44	Owen Spencer	owenspencer23	obrochill	bigspence22

**COACHES AND STAFF**

Chris Holtmann, Head Coach  
 Jake Diebler, Associate Head Coach  
 Jack Owens, Assistant Coach  
 Mike Netti, Assistant Coach  
 David Egelhoff, Director of Basketball Operations  
 Nick Kellogg, Assistant to the Head Coach  
 Brad Watson, Athletic Trainer  
 Quadrian Banks, Strength and Conditioning Coach  
 Terence Dials, Director of Professional Development  
 Kyle Davis, Director of Recruiting/Branding  
 Robbie Rucki, Video Coordinator  
 John McCausland, Program Assistant

**PRONUNCIATION GUIDE**

**Players**  
 Kalen Etzler ..... KAY-lin  
 Isaac Likekele ..... like-lee  
 Felix Okpara ..... AHK-par-uh  
 Brice Sensabaugh ..... SENSE-uh-baugh  
 Justice Sueing ..... SUE-ing

**Coaches**  
 Quadrian Banks ..... KWAY-dree-un  
 Jake Diebler ..... DEEB-ler

**MAJORS**

Colby Baumann ..... Exploration  
 Eugene Brown III ..... Sport Industry  
 Kalen Etzler ..... Finance  
 Roddy Gayle Jr. .... Accounting  
 Bowen Hardman ..... Finance  
 Tanner Holder ..... Strategic Communication  
 Zed Key ..... Consumer & Family Financial Services  
 Isaac Likekele ..... Early Childhood Education  
 Sean McNeil ..... Public Management (Grad. Certificate)  
 Felix Okpara ..... Economics  
 Brice Sensabaugh ..... Finance  
 Owen Spencer ..... Biology  
 Justice Sueing ..... Public Management (Grad. Certificate)  
 Bruce Thornton ..... Sport Industry

**PLAYERS BY HEIGHT**

Felix Okpara ..... 6-11  
 Owen Spencer ..... 6-9  
 Kalen Etzler, Zed Key ..... 6-8  
 Eugene Brown III ..... 6-7  
 Tanner Holden, Brice Sensabaugh, Justice Sueing ..... 6-6  
 Isaac Likekele ..... 6-5  
 Roddy Gayle Jr., Sean McNeil ..... 6-4  
 Colby Baumann, Bowen Hardman ..... 6-3  
 Bruce Thornton ..... 6-2

**UNIVERSITY AT A GLANCE**

Name of School ..... The Ohio State University  
 City (Pop.) ..... Columbus, Ohio (1.7 m)  
 Founded ..... 1870  
 Enrollment ..... 57,466  
 Nickname ..... Buckeyes  
 School Colors . Scarlet (PMS 200) & Gray (PMS 429)  
 Mascot ..... Brutus Buckeye  
 Primary Arena Name ..... Value City Arena (19,049)  
 Affiliation ..... NCAA Division I  
 Conference ..... Big Ten Conference  
 President ..... Dr. Kristina M. Johnson  
 AD & Associate Vice President ..... Eugene Smith  
 Alma Mater, Year ..... Notre Dame, 1977  
 Associate AD/SWA ..... Janine Oman  
 Ticket Office Phone ..... 614-292-2624 or  
 ..... 1-800-GO-BUCKS

**BASKETBALL HISTORY**

First Year of Basketball ..... 1898  
 All-Time Record (Years)\* ..... 1,766-1,144 (124th season)  
 NCAA Appearances ..... 31  
 NCAA Record ..... 52-30 (31)  
 National Championships ..... 1 (1960)  
 National Runners-up ..... 4  
 NCAA Final Fours ..... 10  
 NCAA Elite Eights ..... 14  
 NCAA SWEET 16s ..... 14  
 NIT Appearances ..... 9  
 NIT Record ..... 19-8  
 NIT Championships ..... 2  
 NIT Runner-up ..... 1  
 Big Ten Conference Season ..... 111th  
 All-Time Big Ten Regular Season Record\* ..... 836-740  
 Big Ten Championships ..... 20  
 Outright Big Ten Titles ..... 13  
 Big Ten Tournament Title Game Appearances ..... 9  
 Big Ten Tournament Titles ..... 4  
 Big Ten Tournament Record ..... 33-18

*\*The NCAA vacated 113 games (82-31) between 1998-99 and 2001-02*

**BASKETBALL STAFF**

Head Coach ..... Chris Holtmann  
 Alma Mater, Year ..... Taylor (Ind.), 1994  
 Associate Head Coach... Jake Diebler (Valparaiso, 2009)  
 Assistant Coaches ..... Jack Owens (E. Illinois, 1999)  
 ..... Mike Netti (Syracuse, 2002)  
 Director of Basketball Operations ..... David Egelhoff  
 Director of Professional Development ..... Terence Dials  
 Special Assistant to the Head Coach ..... Nick Kellogg  
 Director of Recruiting & Branding ..... Kyle Davis  
 Video Coordinator ..... Robbie Rucki  
 Program Assistant ..... John McCausland  
 Strength/Conditioning ..... Quadrian Banks  
 Athletic Trainer ..... Brad Watson  
 Team Physician ..... Dr. Grant Jones  
 Equipment Manager ..... Eric Buchanan  
 Athletic Academic Counselor ..... Alexa Webb  
 Athletic Administrator ..... Dan Cloran

**RADIO INFORMATION**

Radio Station ..... 97.1 FM The Fan  
 Radio Contact Person ..... Skip Mosaic  
 Phone ..... 614-460-3850  
 Play-by-Play Announcer ..... Paul Keels  
 Analyst ..... Ron Stokes

**ATHLETICS COMMUNICATIONS**

Men's Basketball Contact ..... Gary Petit  
 E-mail: ..... petit.38@osu.edu  
 Work: ..... 614-292-3270  
 Cell: ..... 740-516-4370  
 Twitter/Instagram: ..... @GPetitOSU/petitgm

**BIG TEN TOURNAMENT RECAP**

• Ohio State surprised a lot of people in its run at the 2023 Big Ten Tournament, and even accomplished a couple of firsts along the way. Below is a look back at the week in Chicago.

**First 13 Seed to the Semifinals**

- With its three wins over 12-seed Wisconsin, 5-seed Iowa and 4-seed Michigan State, Ohio State became the first No. 13 seed to reach the semifinals of the tournament.
- The Buckeyes were also the first team to open play on Wednesday and reach Saturday's semifinals

**Bruce Thornton — All-Tournament Team**

- Freshman point guard Bruce Thornton had a tremendous first season and it culminated at the Big Ten Tournament as he was named to the five-member All-Tournament Team.
- He joins Greg Oden, Mike Conley, and Jared Sullinger as the fourth freshman in program history to receive the honor and he is just the 10th freshmen overall on the All-Tournament Team.
- Thornton averaged 15.5 points, 4.3 assists, 1.3 steals and just 1.0 turnovers per game while shooting over 46 percent from the field.
- He had 15 assists and zero turnovers over the finals three games of the week
- This all came while running point for an average of 35 minutes per game

**Hello Roddy Gayle Jr!!**

- Those who watched the team closely throughout the season could see the confidence growing in freshman Roddy Gayle Jr. The Niagara Falls, N.Y. native finally showed the country what he could do.
- Gayle came into the tournament averaging just 3.7 points per game with 12 total three-pointers and shooting under 40 percent.
- In the four games in Chicago, Gayle averaged 12.0 points per game while shooting 64 percent from the floor and making nine three-pointers
- Against Purdue in the semifinals, he made his first five three-pointers and finished with a season-high 20 points.
- That followed a 15-point effort in the win over Michigan State where he scored nine points in the final eight minutes.
- Those were just his second and third double-figure games of the season.
- He was 9-of-11 from three-point range in the four games and also tied for the team-lead with five steals

**Justice Sueing Finishes in Style**

- The two-time captain scored in double figures in all four big 10 tournament games and was in double figures in each of the final seven games of the season.
- He averaged 14.8 points per game and was 10-of-19 from distance for an average of 52.6 percent in the tournament. He was just 18-of-78 (23.1 percent) from long range entering the tournament
- Sueing was also 13-of-16 from the free throw line and finished the year making 32 his final 35 free throw attempts
- In eight career Big Ten Tournament games, Sueing averaged 14.0 points, 5.3 rebounds and was 32-of-43 from the free throw line. That included a 22-point game in the championship game against Illinois in 2021

**McNeil Was Hot Early**

- Sean McNeil gave the Buckeyes a boost in the opener against Wisconsin, making 3-of-4 three-point attempts and finishing with a team-high 17 points
- He made three more three-pointers in the win over Iowa to go along with three assists and zero turnovers
- Against Michigan State, he played an OSU high 39:10 minutes, scoring five points, grabbing a career-high six rebounds and again recording three assists and zero steals

**Felix Okpara Showing Glimpses of Brilliance**

- Freshmen big man Felix Okpara continued his impressive season in the Big Ten Tournament
- He averaged 5.0 points, 5.3 rebounds and 2.3 blocks while shooting almost 53 percent from the floor
- His best game came against Michigan State as he scored eight points, pulled-down eight rebounds and tied an OSU Big Ten Tournament record with five blocks
- Okpara had at least one block in each of the four games and finished the season with 44 total blocks

**Team Notes**

- The Buckeyes averaged 13.3 assists per game, including dishing-out 17 assists in the win over Iowa
- The team shot well from deep, making 33-of-74 attempts for an average of 44.6 percent. They limited the opposition to just 18-of-70 (25.7 percent) from long range.
- The Buckeyes made 10 three-pointers in the last two games and would finish the season with just five games of 10 or more make from distance
- The win over Wisconsin averaged a loss in the lone regular season meeting of the season as the Badgers won in Columbus on Feb. 2
- The win over Michigan State avoided a three-game season sweep as the Spartans won both regular season meetings, including an 84-78 victory just six days earlier in East Lansing
- Ohio State committed just five turnovers vs. Michigan State, tying the program record for the fewest turnovers in a Big Ten Tournament game. Interestingly enough, the other two times OSU committed just five turnovers in a BTT game also came against Michigan State
- In the wins over Iowa and Michigan State, the Buckeyes lost the rebounding battle but still won the game. Those were the only two games all season in which OSU was out-rebounding and still won. They were 2-12 on the year when finishing with less rebounds

**SENSABAUGH THIRD TEAM ALL-BIG TEN & ALL-FRESHMEN TEAM**

- Ohio State freshman forward Brice Sensabaugh was named to the All-Big Ten third team by the media and was also named to the All-Freshmen Team by the coaches.
- Sensabaugh is the 12th Buckeye to earn Big Ten All-Freshmen Team honors since the conference began selection a team in 2003.
- He is the second consecutive Buckeye freshman to earn All-Big Ten honors, joining Malaki Branham from last season.
- Prior to Branham, D'Angelo Russell was named All-Conference as a freshman in 2015.



**SENSABAUGH FILLED IT UP**

- Freshmen Brice Sensabaugh had quite the freshman campaign.
- He scored in double-figures in all but four games this season and led the team in scoring at 16.3 ppg.
- He was the first Buckeye freshman to lead the team in scoring since D'Angelo Russell in 2015.
- Sensabaugh was third in the country among freshmen in scoring.
- The Orlando, Fla., native led the team in scoring 18 times this season.
- According to research done by Adam Jardy of the Columbus Dispatch, Sensabaugh is the first Buckeye freshman to lead the team in scoring in 10 consecutive games.
- He also recorded three double-doubles on the year and led the team with 60 three-pointers made.

**ROOKIE WITH 500 POINTS**

- Brice Sensabaugh scored 537 points this season, becoming just the sixth OSU freshman to score 500 points in their rookie season.
- He is the 36th Buckeye to reach the 500-point mark in a season.
- The feat has now been done a total of 53 times in program history with E.J. Liddell being the most recent prior to Sensabaugh as he scored 621 points last year.

**SENSABAUGH AMONG OSU FRESHMEN**

- Freshman Brice Sensabaugh's 537 points were fourth-most in a season by an OSU freshman. He finished behind D'Angelo Russell, Michael Redd and Jared Sullinger.
- His 16.3 scoring average was fifth-best behind Michael Redd (21.9), D'Angelo Russell (19.3), Jared Sullinger (17.2) and Herb Williams (16.7).
- His 60 three-pointers were second-most behind D'Angelo Russell's 93.
- His .405 three-point percentage was tied with Chris Jent for fifth-best in program history among freshmen.
- He was 83-of-100 from the free throw line (.830) and that percentage was third-best, just behind Malaki Branham's .833 percent from last season.

**SENSABAUGH ON A RARE LIST**

- Over the last 20 seasons, there have been just six freshmen to average 15 points per game and be an above averaging shooter (50 percent on 2-pt FGs, 40 percent on 3-pt FGs and 80 percent on FTs).
- You may have heard of those players before -- Kevin Durant, Steph Curry, Kyrie Irving, Ben McLemore, Lauri Markkanen and Mike Daum.
- Brice Sensabaugh joined that list. He's shot .514 from 2-pt range, .405 from long range and .830 from the line while averaging 16.3 ppg.

**ZED KEY SHUT IT DOWN**

- Big man Zed Key suffered a shoulder injury against Purdue on Jan. 5 and wasn't quite the same after.
- The Bay Shore, N.Y. native was averaging 13.4 points and 8.4 rebounds while shooting 63.5 percent from the floor prior to the injury.
- After that game on Jan. 5, he played in just nine games and averaged 8.8 points and 7.2 rebounds while shooting just 44.7 percent.
- He decided to shut it done following the game at Iowa on Feb. 12.
- Key finished the year with career-best averages of 10.8 points and 7.5 rebounds per game with career-highs of 24 blocks and 14 steals.

**OKPARA FOUND HIS WAY AS A STARTER**

- With the season-ending injury to Zed Key, freshman Felix Okpara jumped into the starting lineup and begun to find his footing.
- The 6-11 big man started 11 games this season, including the final nine of the season.
- As a starter, Okpara was 27-of-44 shooting (61.4 percent) and averaged 5.3 points per game with 20 blocks.

**OKPARA IN BIG TOP 10 FOR BLOCKS**

- Felix Okpara finished his freshman season with 44 blocked shots. That was fifth-best in the Big Ten this season.
- Of the players in the Big Ten with 40 or more blocked shots, he was the only one averaging fewer than 21 minutes per game (15.5 mpg).
- Okpara had 12 games this season with multiple blocks.
- In the Big Ten Tournament win over Michigan State on March 10, he swatted a season-high five shots to go along with eight points and eight rebounds.
- Among OSU freshmen, Okpara's 44 blocks were sixth-best in program history.

**1,000 - 700 - 500**

- Ice Likekele recorded his 500th career assist against Northwestern on Feb. 9.
- That made him one of only five active players this season with 1,000 career points, 700 career rebounds and 500 career assists.

Name	G	Pts	Reb	Ast
Hunter Maldonado, Wyoming	157	2158	808	630
Tucker Richardson, Colgate	155	1740	783	626
Taevion Kinsey, Marshall	154	2641	759	550
Isaac Likekele, Ohio State	146	1135	761	530
Jalen Pickett, Penn State	144	2207	780	841

**BREAKING THE STREAK**

- Ohio State got back in the win column vs. Illinois on Feb. 26, breaking a nine-game losing streak.
- The Buckeyes had struggled to finish games during the streak, but against Illinois,

the Buckeyes made their last seven shot attempts over the final 6:30.

- Ohio State led by 15 points late in the first half, marking it's largest lead since leading Iowa by 16 on Jan. 21, its previous win.
- Justice Sueing recorded his first double-double of the season with 14 points and 11 rebounds

**MOST MINUTES BY FRESHMEN**

- Ohio State had the most percentage of minutes played by freshmen of any team in the Big Ten.
- Bruce Thornton, Brice Sensabaugh, Roddy Gayle Jr. and Felix Okpara had combined to play over 40 percent of the team's minutes this season.

**MCNEIL KNOCKED DOWN NO. 200**

- Graduate transfer Sean McNeil made four three-pointers against Iowa on Feb. 16 to give him 200 three-pointers for his career. McNeil also made 132 three-pointers at Sinclair CC during the 2018-19 season, the most of any junior college player that year.
- For his DI career, McNeil made 214 three-pointers.
- He made three three-pointers eight times and made at least one three-pointer in all but five games this season.
- Up until the Indiana game on Jan. 28, McNeil had not had an opportunity for an old-fashioned three-point play but he converted three of them against the Hoosiers. Those were his only three-point play opportunities of the season.

**SENSABAUGH ON JULIUS ERVING TOP 10**

- Brice Sensabaugh was named to the Julius Erving Award Top 10 by the Naismith Basketball Hall of Fame on Feb. 8
- Named after Class of 1993 Hall of Famer and 16-year professional basketball player Julius Erving, the annual honor in its ninth year recognizes the top small forwards in Division I men's college basketball.
- Sensabaugh is one of two freshmen on the Top 10 list, joining Alabama's Brandon Miller.
- Of the five positional awards, just five of the 50 were freshmen.

**BALANCED ATTACK**

- Ohio State had four players average 10.0 or more points per game and another was right on the door step.
- Brice Sensabaugh led the way at 16.3 ppg with Justice Sueing at 12.3 ppg, Zed Key at 10.8 ppg and Bruce Thornton at 10.6 ppg. Sean McNeil finished at 9.7 ppg and was just 11 points shy of becoming the fifth Buckeye to average in double figures.
- Just four times in program history had five players finished a season averaging 10 or more points per game. The most recent was the 2005-06 season.

**JUST 1 TURNOVER**

- The Buckeyes committed just one turnover in the game against Penn State on Feb. 23.
- That is the fewest turnovers in a game in program history. The 1977-78 season was the first in which turnovers were kept as an official stat.
- That is also the fewest turnovers in a game by any team this season.
- A team committing just one turnover in a game has only happened three times over the previous three seasons.
- On the other side, Penn State turned the ball over just four times, making a combined five for the game.

**MCNEIL PERFECT AT IOWA**

- Ohio State had its second-best shooting night of the year against Iowa on Feb. 16 and Sean McNeil was a big part of that.
- For the first time in his career, the West Virginia transfer didn't miss a shot.
- He was 7-of-7 from the floor and 4-of-4 from long range. He also made both of his free throw attempts.
- His fourth three-pointer gave him 200 three-pointers for his career.
- He finished with 20 points, marking his second 20-point game this season and the 10th of his career.

**SUEING 1,500 CAREER POINTS**

- Senior captain Justice Sueing went over 1,500 career points in the game vs. Wisconsin on Feb. 2.
- Sueing scored 777 points in his 68 games at Ohio State. He came to Columbus having scored 886 points in 63 games at Cal.
- The Hawaii native made 127 career three-pointers and finished with a career scoring average of 12.7.
- Sueing was one of two 1,500 point players on the team and one of four 1,000 point players. Tanner Holder also reached 1,500 career points earlier this season while Isaac Likekele and Sean McNeil both scored over 1,000 points in their careers.

**SENSABAUGH NAMED BIG FRESHMAN OF THE WEEK IN THREE CONSECUTIVE WEEKS AND FOUR TIMES ON THE YEAR**

- Buckeye freshman Brice Sensabaugh was named Big Ten Freshman of the Week in three consecutive weeks on Dec. 19, Dec. 27 and Jan. 3. He then added a fourth award on Jan. 23.
- Sensabaugh scored a team-high 22 points against North Carolina on Dec. 17 in Madison Square Garden which earned him his first FOW honors.
- He then led the Buckeyes in points, rebounds and assists in Ohio State's 95-61 win over Maine on Dec. 21 for his second honor.
- In wins over Alabama A&M and Northwestern, he averaged 19.5 points, 7.0 rebounds and shot over 57 percent. He scored 21

points and grabbed six rebounds vs. AA&M and then scored 16 of his game-high 18 points in the second half at Northwestern.

- He scored a season-high 27 points on 10-of-12 from the floor and 4-of-5 from beyond the arc in a win over Iowa on Jan. 21. That followed an 18-point effort at Nebraska earlier in the week and he would earn his fourth FOW honor on Jan. 23.

- Sensabaugh is just the third Buckeye to earn the award in three consecutive weeks. Jared Sullinger had two different stretches during the 2010-11 year when he won the award six consecutive weeks and three consecutive weeks. D'Angelo Russell also claimed the award in four consecutive weeks during the 2014-15 season.

**2 DOUBLE-DOUBLES, SAME GAME**

- Zed Key and Brice Sensabaugh both recorded a double-double in the game at Nebraska on Jan. 18. Key finished with 11 points and 10 rebounds while Sensabaugh has 18 points and 10 rebounds.
- That marked the first time a pair of Buckeyes had a double-double in the same game since E.J. Liddell and Duane Washington Jr. each had one against Oral Roberts in the 2021 NCAA Tournament.
- Liddell had 24 points and 14 rebounds while Washington Jr., chipped in with 18 points and 10 rebounds.
- Liddell had a team-high nine double-doubles last year but no-one joined him in double-up.

**LIKEKELE'S LINE VS. IOWA**

- With the Buckeyes in the midst of a skid, the team's most experienced player and captain Isaac Likekele, stepped up in a big way.
- The Houston, Texas native scored a season-high 18 points, grabbed 10 rebounds and dished-out a season-best seven assists.
- That was his most points since nine points in the season-opener vs. Robert Morris
- It was his lone double-double of the season and his first since a 16-point, 12 rebound effort vs. Kansas on Jan. 4, 2022.
- He was also the first Buckeye with that line since JaQuan Lyle had 16 points, 12 rebounds and 11 assists vs. Rutgers on Jan. 13, 2016.

**SENSABAUGH DOUBLES-UP IN THREE-STRAIGHT**

- Brice Sensabaugh had a double-double in three consecutive games against Minnesota, Rutgers and Nebraska.
- He scored 18 points and had 10 rebounds against Minnesota on Jan. 12. He was 2-of-3 from long range and made all four of his free throws, including two that tied the game with eight seconds to play.
- At Rutgers, he scored 20 points on a season-best 4-of-6 from long deep to pair of a season-high 11 rebounds.

- Against Nebraska, he finished with 18 points and 10 rebounds.
- He is the first Buckeye freshman to record a double-double in three-consecutive games since Jared Sullinger did it in all three games of the 2011 Big Ten Tournament, leading the Buckeyes to the title.

**90-POINT GAMES**

- Ohio State hit the 90-point mark five times this season, tying the most in a season under Holtmann.
- The Buckeyes also had five 90-point performances in 2017-18, Holtmann's first season.
- The 93 points against Iowa were the most against a Big Ten opponent since 95 in early January last season.
- The Buckeyes are 19-0 under Holtmann when scoring 90 or more points.

**60 POINTS IS THE DEFENSIVE NUMBER**

- Ohio State limited each of its first three opponents of the season to under 60 points and did that a total of seven times on the year.
- The last two occurrences came in the Big Ten Tournament when Ohio State held Wisconsin to just 57 points in the opener and Michigan State to 58 points in the quarter-finals.
- The Buckeyes are 48-0 under head coach Chris Holtmann when holding its opponent to fewer than 60 points.

**MAHALO, JUSTICE!**

- No one on the roster was more excited to go to the Maui Invitational than Justice Sueing, getting to play in his home state for perhaps the final time.
- He may have been pressing a bit in the first two games vs. San Diego State and Cincinnati, scoring just a combined 17 points on 7-of-24 shooting.
- But he sure showed out in the finale against Texas Tech. Sueing scored a career-high 33 points while also leading the team with eight rebounds and five assists.
- He scored 15 consecutive points for the team down the stretch of the second half, carrying the Buckeyes to the 80-73 victory.
- What a way to put a cap on the tournament and it prompted teammate Zed Key to post on Twitter, HE'S BACK!!

**THORNTON SHINES IN MAUI**

- In the Buckeyes' three games at the Maui Invitational, freshman point guard Bruce Thornton showed why he was one of the top prospects in the 2022 class.
- The Alpharetta, Ga., native scored in double figures in two of the three games, averaging 13.0 points on over 56 percent from the floor and 7-of-12 from long range.
- In addition to his team-high tying seven assists, perhaps the most eye-popping number was just three turnovers in the three games. He played an average of 30 min-

utes per game against three very good defenses.

- In the final game against No. 21 Texas Tech, Thornton played a team-high 38:32 minutes and was 3-of-4 from distance to go along with four assists and a steal.

### LOOK BACK AT THE MAUI TRIP

- Ohio State made its fourth appearance in the Maui Invitational this year and for the fourth time, the Buckeyes finished the tournament with a 2-1 record.
- The Buckeyes fell 88-77 to No. 17 San Diego State in the opener. The Aztecs led for the majority of the game. Ohio State cut the lead to four midway through the second half but a quick 8-0 burst allowed SDSU to regain control.
- In the middle game, the Buckeyes blitzed in-state rival Cincinnati 81-53. Ohio State put together a late first half run to lead by 11 at the break and then stormed out of the locker room on a 16-5 run and were never challenged the rest of the way.
- The final game against No. 21 Texas Tech was a fun one. Justice Sueing scored a career-high 33 points and led the Buckeyes to an 80-73 victory. Tech never got within four points for the final 36 minutes as Sueing and the Buckeyes had an answer for every run.
- Sueing led the Buckeyes over the three games, averaging 16.7 points and 6.7 rebounds. He was 11-of-13 from the free throw line and also had seven assists and four steals. The 33 points vs. Texas Tech topped his previous career-high of 27 points which he did twice while at Cal.
- Brice Sensabaugh continued his hot start, scoring in double-figures in all three games and averaging 14.7 ppg. He made seven three-pointers and shot 56 percent from the floor.
- Sean McNeil had a breakout game against San Diego State, scoring a game-high 22 points on 9-of-14 shooting and 3-of-7 from long range. He also finished with 13 points in the win over Texas Tech.
- Freshman point guard Bruce Thornton started to show why he was the Georgia High School Player of the Year last season. He averaged 13.0 ppg and had just three total turnovers while playing nearly 30 minutes per game. He also led the team from the floor, shooting over 56 percent and was 7-of-12 from long range.
- Zed Key had 19 points and eight rebounds in the win over Cincinnati. He averaged 11.7 ppg over the three games and against SDSU, he was 5-of-5 from the foul line and had a pair of big blocks.

### 26 IN A ROW AT HOME VS. NON-CONFERENCE FOES

- With its 90-59 win over Alabama A&M on Dec. 29, Ohio State won its 26th consecutive game at home vs. non-conference opponents.
- That is the longest current streak in the Big Ten.
- The Buckeyes were a perfect 6-0 at home this year vs. non-conference foes.
- The last loss to a non-conference opponent at home was a 72-62 setback to Syracuse in the ACC/Big Ten Challenge on Nov. 28, 2018.

### FRESHMEN IN DOUBLE-FIGURES

- In the win over St. Francis on Dec. 3, four Buckeye freshmen scored 10 or more points in the game.
- Brice Sensabaugh led the way with 15 points while Bruce Thornton chipped-in with 13, Roddy Gayle Jr. had 12 and Felix Okpara had a double-double with 10 points and 12 boards.
- That marked the first time four OSU freshmen scored in double-figures in the same game since Dec. 22, 2014, against Miami (Ohio). Kam Williams scored 18 points, D'Angelo Russell had 15, Keita Bates-Diop had 12 and Jae'Sean Tate had 10.

### BUCKEYES GOT HOT VS. MAINE

- Ohio State shot 69 percent (20-of-29) in the second half of its win over Maine on Dec. 21 and finished the game shooting a season-best 61.2 percent.
- That was the best shooting performance for a game in over five years.
- The last time Ohio State topped 62 percent was a 64.8 percent performance vs. William & Mary on Dec. 9, 2017

### SENSABAUGH GREAT SCORING START TO THE SEASON

- Freshman Brice Sensabaugh was in double figures in each of the first six games of his career and averaged a team-high 15.8 ppg in that stretch.
- Over the last 40 years, just two other Buckeye freshmen had scored 10 or more points in each of their first six collegiate games. Michael Redd reached double-figures in his first 12 games in 1997 and Jimmy Jackson had 10 or more in his first seven games.
- Not putting anything on Sensabaugh too early but Redd and Jackson both went on to have great careers at OSU and in the NBA.

### DOUBLE-DOUBLES TO START THE YEAR

- Zed Key had a double-double in each of the first three games of the season. He had 13/10 vs. Robert Morris and 17/13 vs. Charleston Southern and 10/14 vs. Eastern Illinois
- Key joins Keita Bates-Diop (2017) and Evan Turner (2009) as the only Buckeyes to start the year with a double-double in the first three games in the last 40 seasons. Jared

Sullinger had two double-doubles to start the 2010 season.

- Bates-Diop opened the 2017 season with three-consecutive doubles-doubles while Turner had five-consecutive in the 2009 season.
- Since 1970, just six Buckeyes have started a season with three consecutive double-doubles: Key (2022), Bates-Diop (2017), Turner (2009), Clark Kellogg (1980), Herb Williams (1979, 1978, 1977) and Luke Witte (1970)

### ZED KEY SHOOTS THREES??

- After not attempting a three-pointer in his first two seasons, junior forward Zed Key connected from long range on his first two career attempts in the season opener against Robert Morris.
- His first three was the first points for Ohio State of the 2022-23 season. If you said you had a Key three as the first Buckeye points of the season, I call BS.
- Zed made 7-of-24 attempts on the year
- Another interesting big man three-point note, Felix Okpara made the first three-pointer he attempted in his career, knocking down a three from the head of the key against St. Francis on Dec. 3. That wound up being his lone three-point make in five attempts on the year.

### DOUBLE-DOUBLE OFF THE BENCH

- Freshmen Felix Okpara notched his first career double-double with 10 points and 12 rebounds in the win over St. Francis (Dec. 3)
- He was the first Buckeye to record a double-double off the bench in nearly six years as Trevor Thompson posted 17 points and 17 rebounds off the bench against UConn on Dec. 10, 2016.
- What made the double-double even sweeter was that the big man knocked down a three-pointer on his first career attempt to reach 10 points.

### NEW FACES, HALF THE EXPERIENCE

- Ohio State started this season in quite a different place, experience-wise, than last season.
- The Buckeyes returned just four players from last year's roster and just three that had played a game in an Ohio State uniform prior to this season.
- The three returners made up just 13.9 percent of the scoring from last year, which was the lowest returning percentage in the Big Ten
- Of the 10 new players, six were true freshmen and four were transfers.
- Last season, the Buckeyes were a largely experienced group, having a total of 1,001 career games played entering the year. That was the most of any team in the country.
- This year, the Buckeyes entered the season with just about half of that total, with 529 of collegiate game experience.

# CHRIS HOLTSMANN

HEAD COACH | 6TH SEASON at OSU | 12TH OVERALL



## NOTING HOLTSMANN...

- Three-time Naismith National Coach of the Year Finalist (2015, 2018, 2021)
- Two-time Jim Phelan National Coach of the Year Finalist (2014, 2017)
- Big Ten Coach of the Year (2018)
- Big South Coach of the Year (2013)
- Big East Coach of the Year (2017)
- Collegeinsider.com John McLendon National Coach of the Year (2017)
- USBWA District V Coach of the Year (2018)
- NAIA All-American (1994)
- Has won 20+ games in nine of the last 10 seasons
- Holtmann teams have won an opening-round game in the NCAA Tournament in six of the last eight years in which the NCAA Tournament was contested.
- In his first four years as Ohio State coach his 87 combined wins were third-most behind Thad Matta and Fred Taylor
- Recorded his 100th victory at Ohio State on Jan. 27, 2022 at Minnesota
- Became the 14th head coach in Ohio State history when he was named to the position June 9, 2017
- His 25 wins in his first season at Ohio State were the most for a first-year head coach in program history
- Career win No. 200 was an 87-78 overtime victory over Purdue in the Big Ten Tournament on March 12, 2021
- One of only two coaches in Butler history to lead the Bulldogs to the NCAA Tournament in each of his first three seasons, joining Brad Stevens
- Led Butler to 20+ wins and a NCAA Tournament appearance in each of his three seasons
- Went to the Sweet 16 in 2017 with Butler after earning a No. 4 seed.
- Career win No. 100 was an 81-69 Butler victory over Vermont on Dec. 21, 2016
- Led Gardner-Webb to a school Division I record 21 victories in 2012-13, his final season, after taking over a program that won just eight games in 2009-10.
- In his last season at Gardner-Webb, he was named Big South Conference and NABC District 3 Coach of the Year

## HOLTSMANN'S YEARLY RECORDS

Year	School	Record	Conf.	Postseason
2010-11	Gardner-Webb	11-21	6-12/9th	
2011-12	Gardner-Webb	12-20	6-12/9th	
2012-13	Gardner-Webb	21-13	11-5/2nd	CIT 1st Rd
2014-15	Butler	23-11	12-6/3rd	NCAA 3rd Rd
2015-16	Butler	22-11	10-8/4th	NCAA 2nd Rd
2016-17	Butler	25-9	12-6/2nd	NCAA Sweet 16
2017-18	Ohio State	25-9	15-3/2nd	NCAA 2nd Rd
2018-19	Ohio State	20-15	8-12/8th	NCAA 2nd Rd
2019-20	Ohio State	21-10	11-9/5th	Canceled
2020-21	Ohio State	21-10	12-8/5th	NCAA 1st Rd
2021-22	Ohio State	20-12	12-8	NCAA 2nd Rd
2022-23	Ohio State	16-19	5-15	

**Overall** **237-160** **120-104**  
**(.597)** **(.536)**

OVERALL	W	L	Pct.
Ohio State (6th year)	123	75	.621
Butler (3 years)	70	31	.693
Gardner-Webb (3 years)	44	54	.449

CONFERENCE	W	L	Pct.
Big Ten (6th year)	63	55	.534
Big East (3 years)	34	20	.630
Big South (3 years)	23	29	.442

## HOLTSMANN'S TEAMS

<b>Most Points</b> .....	144 vs. Citadel 11/14/15 (BUT)
<b>Most Points Allowed</b> .....	97 vs. VMI 1/2/11 (G-W)
<b>Fewest Points</b> .....	42 at Wofford 12/5/12 (G-W)
<b>Fewest Points Allowed</b> .....	37 vs. UT Martin 12/22/14 (BUT)
	37 vs. IUPUI 1/18/22 (OSU)
<b>Largest victory</b> .....	+73 vs. Citadel 11/14/15 (BUT)
<b>Largest defeat</b> .....	-35 at Purdue 3/2/19 (OSU)
<b>Longest winning streak</b> .....	9 in 2019-20 (OSU)
<b>Longest losing streak</b> .....	9 in 2010-11 (G-W)
	9 in 2022-23 (OSU)
<b>Decided by 1 point</b> .....	9-7
<b>Decided by 5 pts or less</b> .....	51-41
<b>vs. ranked teams</b> .....	35-46
<b>vs. Top-10 teams</b> .....	16-23
<b>Home games</b> .....	144-44
<b>Away games</b> .....	59-89
<b>Neutral site games</b> .....	34-27
<b>Overtime games</b> .....	13-11
<b>Conference Tournament games</b> .....	8-11
<b>NCAA Tournament games</b> .....	7-7

## CHRIS HOLTSMANN AT A GLANCE...

**FULL NAME:** Christopher Holtmann  
**BORN:** Nov. 11, 1971  
**HOMETOWN:** Nicholasville, Kentucky  
**HIGH SCHOOL:** Jessamine County  
**ALMA MATER:** Taylor, 1994  
 Ball State, 2000  
**FAMILY:** Wife, Lori. Daughter, Nora

### COACHING TIME LINE:

2017-Pres.: Ohio State (head coach)  
 2014-17: Butler (head coach)  
 2013-14: Butler (asst. coach)  
 2010-13: Gardner-Webb (head coach)  
 2008-10: Ohio (asst. coach)  
 2003-08: Gardner-Webb (asst. coach)  
 1999-03: Taylor (asst. coach)  
 1998-99: Geneva (asst. coach)  
 1997-98: Taylor (grad assistant)

**Assisted Under:** Paul Patterson (Taylor);  
 Jeff Santarsiero (Geneva); Rick Scruggs  
 (Gardner-Webb); John Groce (Ohio);  
 Brandon Miller (Butler)

### PLAYING CAREER:

Lettered from 1991-94 at Taylor (Ind.)  
 University. As a senior, earned All-  
 America honors while leading Taylor to  
 a No. 1 ranking in the NAIA rankings.

### EDUCATION:

- Bachelor's degree in psychology from  
 Taylor in 1994  
 - Master's degree in Athletic  
 Administration from Ball State in 2000

## HOLTSMANN VS. 2022-23 OPPONENTS

Alabama A&M	1 0	Minnesota	5 4
Charleston South.	5 2	Nebraska	6 2
Cincinnati	5 0	North Carolina	2 4
Duke	1 1	Northwestern	8 3
Eastern Illinois	1 0	Penn State	5 6
Illinois	6 5	Purdue	4 8
Indiana	8 5	Robert Morris	2 0
Iowa	6 5	Rutgers	7 2
Maine	2 0	San Diego St.	0 1
Maryland	5 5	St. Francis	1 0
Michigan	5 6	Texas Tech	2 0
Michigan State	3 7	Wisconsin	4 5

# 2022-23 SEASON STATS

## Game Records

Record	Overall	Home	Away	Neutral
ALL GAMES	16-19	10-6	1-10	5-3
CONFERENCE	5-15	4-6	1-9	0-0
NON-CONFERENCE	11-4	6-0	0-1	5-3

## Score by Periods

Team	1st	2nd	OT	TOT
Ohio St.	1181	1345	12	2538
Opponents	1120	1273	21	2414

## Team Box Score

No.	Player				Total		3-Point		F-Throw		Rebounds								PTS	AVG		
		GP-GS	MIN	AVG	FG-FGA	FG%	3FG-3FGA	3FG%	FT-FTA	FT%	OFF	DEF	TOT	AVG	PF	DQ	A	TO			BLK	STL
10	SENSABAUGH, Brice	33-21	808:40	24.5	197-409	.482	60-148	.405	83-100	.830	42	135	177	5.4	82	5	38	67	13	18	537	16.3
14	SUEING, Justice	35-32	1061:43	30.3	157-370	.424	28-97	.289	90-120	.750	60	123	183	5.2	69	1	64	64	15	26	432	12.3
23	KEY, Zed	25-23	621:11	24.8	104-190	.547	7-24	.292	56-85	.659	76	112	188	7.5	61	1	20	34	24	14	271	10.8
2	THORNTON, Bruce	35-35	1068:49	30.5	139-305	.456	42-112	.375	51-70	.729	10	86	96	2.7	58	1	92	46	5	29	371	10.6
4	MCNEIL, Sean	35-26	1017:32	29.1	120-279	.430	59-160	.369	40-45	.889	11	60	71	2.0	45	1	44	31	3	16	339	9.7
1	GAYLE JR., Roddy	35-11	571:40	16.3	62-141	.440	21-49	.429	17-21	.810	9	48	57	1.6	57	0	32	27	12	21	162	4.6
34	OKPARA, Felix	35-11	541:17	15.5	61-104	.587	1-5	.200	16-26	.615	47	80	127	3.6	61	2	9	18	44	14	139	4.0
13	LIKEKELE, Isaac	32-15	698:40	21.8	50-129	.388	3-11	.273	17-36	.472	31	98	129	4.0	67	2	89	34	7	24	120	3.8
0	HOLDEN, Tanner	27-0	365:47	13.5	33-69	.478	7-14	.500	24-28	.857	16	48	64	2.4	32	0	14	19	3	10	97	3.6
3	BROWN III, Eugene	22-1	221:43	10.1	17-32	.531	6-16	.375	8-12	.667	9	25	34	1.5	31	1	4	9	6	9	48	2.2
15	HARDMAN, Bowen	7-0	18:11	2.6	4-8	.500	4-8	.500	0-0	.000	0	0	0	0.0	2	0	0	0	0	0	12	1.7
24	ETZLER, Kalen	9-0	29:55	3.3	3-8	.375	1-5	.200	0-0	.000	2	10	12	1.3	4	0	1	2	0	0	7	0.8
44	SPENCER, Owen	7-0	18:54	2.7	1-6	.167	0-0	.000	1-2	.500	5	4	9	1.3	4	0	2	2	0	0	3	0.4
42	BAUMANN, Colby	3-0	05:58	2.0	0-2	.000	0-1	.000	0-0	.000	2	1	3	1.0	0	0	1	1	0	0	0	0.0
Team											50	57	107					21				
<b>Total</b>		<b>35</b>	<b>7050</b>		<b>948-2052</b>	<b>.462</b>	<b>239-650</b>	<b>.368</b>	<b>403-545</b>	<b>.739</b>	<b>370</b>	<b>887</b>	<b>1257</b>	<b>35.9</b>	<b>573</b>	<b>14</b>	<b>410</b>	<b>375</b>	<b>132</b>	<b>181</b>	<b>2538</b>	<b>72.5</b>
<b>Opponents</b>		<b>35</b>	<b>7050</b>		<b>879-2046</b>	<b>.430</b>	<b>241-751</b>	<b>.321</b>	<b>415-574</b>	<b>.723</b>	<b>355</b>	<b>804</b>	<b>1159</b>	<b>33.1</b>	<b>545</b>	<b>5</b>	<b>432</b>	<b>369</b>	<b>99</b>	<b>164</b>	<b>2414</b>	<b>69.0</b>

## Team Statistics

	OSU	OPP
<b>Scoring</b>	<b>2538</b>	<b>2414</b>
Points per game	72.5	69.0
Scoring margin	+3.5	-
<b>Field goals-att</b>	<b>948-2052</b>	<b>879-2046</b>
Field goal pct	.462	.430
<b>3 point fg-att</b>	<b>239-650</b>	<b>241-751</b>
3-point FG pct	.368	.321
3-pt FG made per game	6.8	6.9
<b>Free throws-att</b>	<b>403-545</b>	<b>415-574</b>
Free throw pct	.739	.723
F-Throws made per game	11.5	11.9
<b>Rebounds</b>	<b>1257</b>	<b>1159</b>
Rebounds per game	35.9	33.1
Rebounding margin	+2.8	-
<b>Assists</b>	<b>410</b>	<b>432</b>
Assists per game	11.7	12.3
<b>Turnovers</b>	<b>375</b>	<b>369</b>
Turnovers per game	10.7	10.5
Turnover margin	-0.2	-
Assist/turnover ratio	1.1	1.2
<b>Steals</b>	<b>181</b>	<b>164</b>
Steals per game	5.2	4.7
<b>Blocks</b>	<b>132</b>	<b>99</b>
Blocks per game	3.8	2.8
<b>Winning streak</b>	<b>0</b>	<b>-</b>
Home win streak	2	-
<b>Attendance</b>	<b>194901</b>	<b>135504</b>
Home games-Avg/Game	16-12181	11-12319
Neutral site-Avg/Game	-	8-9393

## Team Results

Date	Opponent		Score	Att.
11/07/2022	Robert Morris	W	91-53	9141
11/10/2022	Charleston So.	W	82-56	8409
11/16/2022	Eastern Ill.	W	65-43	8350
11/21/2022	vs San Diego St.	L	77-88	2400
11/22/2022	vs Cincinnati	W	81-53	2400
11/23/2022	vs Texas Tech	W	80-73	2400
11/30/2022	at Duke	L	72-81	9314
12/03/2022	Saint Francis (PA)	W	96-59	10398
12/08/2022	Rutgers	W	67-66	14042
12/17/2022	vs North Carolina	Lot	84-89	20261
12/21/2022	Maine	W	95-61	10641
12/29/2022	Alabama A&M	W	90-59	14521
01/01/2023	at Northwestern	W	73-57	4372
01/05/2023	Purdue	L	69-71	17227
01/08/2023	at Maryland	L	73-80	12497
01/12/2023	Minnesota	L	67-70	11202
01/15/2023	at Rutgers	Lot	64-68	8000
01/18/2023	at Nebraska	L	60-63	12918
01/21/2023	Iowa	W	93-77	13630
01/24/2023	at Illinois	L	60-69	15544
01/28/2023	at Indiana	L	70-86	17222
02/02/2023	Wisconsin	L	60-65	11918
02/05/2023	at Michigan	L	69-77	12707
02/09/2023	Northwestern	L	63-69	12305
02/12/2023	Michigan St.	L	41-62	15110
02/16/2023	at Iowa	L	75-92	13257
02/19/2023	at Purdue	L	55-82	14876
02/23/2023	Penn St.	L	71-75	11996
02/26/2023	Illinois	W	72-60	14212
03/01/2023	Maryland	W	73-62	11799
03/04/2023	at Michigan St.	L	78-84	14797
03/08/2023	vs Wisconsin	W	65-57	15405
03/09/2023	vs Iowa	W	73-69	15537
03/10/2023	vs Michigan St.	W	68-58	16738
03/11/2023	vs Purdue	L	66-80	0

## 2022-23 BIG TEN STATS

## Game Records

Record	Overall	Home	Away	Neutral
ALL GAMES	5-15	4-6	1-9	0-0
CONFERENCE	5-15	4-6	1-9	0-0
NON-CONFERENCE	0-0	0-0	0-0	0-0

## Score by Periods

Team	1st	2nd	OT	TOT
Ohio St.	630	716	7	1353
Opponents	668	756	11	1435

## Team Box Score

No.	Player				Total		3-Point		F-Throw		Rebounds											
		GP-GS	MIN	AVG	FG-FGA	FG%	3FG-3FGA	3FG%	FT-FTA	FT%	OFF	DEF	TOT	AVG	PF	DQ	A	TO	BLK	STL	PTS	AVG
10	SENSABAUGH, Brice	20-16	524:13	26.2	122-267	.457	37-93	.398	55-64	.859	30	84	114	5.7	58	4	21	45	8	14	336	16.8
14	SUEING, Justice	20-17	625:14	31.3	81-198	.409	11-46	.239	46-63	.730	37	75	112	5.6	42	0	40	40	9	13	219	11.0
4	MCNEIL, Sean	20-13	589:25	29.5	67-156	.429	32-85	.376	27-32	.844	6	31	37	1.9	24	1	24	17	1	14	193	9.7
2	THORNTON, Bruce	20-20	614:20	30.7	71-169	.420	22-67	.328	26-32	.813	4	50	54	2.7	32	0	40	23	2	18	190	9.5
23	KEY, Zed	14-12	342:27	24.5	51-105	.486	2-8	.250	26-40	.650	40	64	104	7.4	39	1	8	21	10	9	130	9.3
13	LIKEKELE, Isaac	19-7	400:18	21.1	31-78	.397	3-5	.600	9-19	.474	14	53	67	3.5	43	1	45	19	2	14	74	3.9
34	OKPARA, Felix	20-7	285:19	14.3	31-53	.585	0-1	.000	7-13	.538	22	40	62	3.1	31	0	4	10	24	4	69	3.5
1	GAYLE JR., Roddy	20-7	297:16	14.9	25-69	.362	6-21	.286	7-9	.778	5	22	27	1.4	29	0	7	10	6	11	63	3.2
0	HOLDEN, Tanner	14-0	162:27	11.6	14-31	.452	3-7	.429	10-10	1.000	3	15	18	1.3	11	0	5	9	1	5	41	2.9
3	BROWN III, Eugene	17-1	178:27	10.5	15-28	.536	5-13	.385	3-6	.500	7	16	23	1.4	21	1	3	5	6	4	38	2.2
24	ETZLER, Kalen	1-0	00:01	0.0	0-0	.000	0-0	.000	0-0	.000	0	0	0	0.0	0	0	0	0	0	0	0	0.0
15	HARDMAN, Bowen	1-0	00:01	0.0	0-0	.000	0-0	.000	0-0	.000	0	0	0	0.0	0	0	0	0	0	0	0	0.0
44	SPENCER, Owen	1-0	05:33	5.6	0-0	.000	0-0	.000	0-0	.000	0	2	2	2.0	4	0	1	1	0	0	0	0.0
Team											31	31	62					12				
<b>Total</b>		<b>20</b>	<b>4025</b>		<b>508-1154</b>	<b>.440</b>	<b>121-346</b>	<b>.350</b>	<b>216-288</b>	<b>.750</b>	<b>199</b>	<b>483</b>	<b>682</b>	<b>34.1</b>	<b>334</b>	<b>8</b>	<b>198</b>	<b>212</b>	<b>69</b>	<b>106</b>	<b>1353</b>	<b>67.7</b>
<b>Opponents</b>		<b>20</b>	<b>4025</b>		<b>516-1144</b>	<b>.451</b>	<b>162-455</b>	<b>.356</b>	<b>241-333</b>	<b>.724</b>	<b>194</b>	<b>482</b>	<b>676</b>	<b>33.8</b>	<b>295</b>	<b>3</b>	<b>263</b>	<b>202</b>	<b>60</b>	<b>93</b>	<b>1435</b>	<b>71.8</b>

## Team Statistics

	OSU	OPP
<b>Scoring</b>	<b>1353</b>	<b>1435</b>
Points per game	67.7	71.8
Scoring margin	-4.1	-
<b>Field goals-att</b>	<b>508-1154</b>	<b>516-1144</b>
Field goal pct	.440	.451
<b>3 point fg-att</b>	<b>121-346</b>	<b>162-455</b>
3-point FG pct	.350	.356
3-pt FG made per game	6.1	8.1
<b>Free throws-att</b>	<b>216-288</b>	<b>241-333</b>
Free throw pct	.750	.724
F-Throws made per game	10.8	12.1
<b>Rebounds</b>	<b>682</b>	<b>676</b>
Rebounds per game	34.1	33.8
Rebounding margin	+0.3	-
<b>Assists</b>	<b>198</b>	<b>263</b>
Assists per game	9.9	13.2
<b>Turnovers</b>	<b>212</b>	<b>202</b>
Turnovers per game	10.6	10.1
Turnover margin	-0.5	-
Assist/turnover ratio	0.9	1.3
<b>Steals</b>	<b>106</b>	<b>93</b>
Steals per game	5.3	4.7
<b>Blocks</b>	<b>69</b>	<b>60</b>
Blocks per game	3.5	3.0
<b>Winning streak</b>	<b>0</b>	<b>-</b>
Home win streak	2	-
<b>Attendance</b>	<b>133441</b>	<b>126190</b>
Home games-Avg/Game	10-13344	10-12619
Neutral site-Avg/Game	-	0-0

## Team Results

Date	Opponent		Score	Att.
12/08/2022	Rutgers	W	67-66	14042
01/01/2023	at Northwestern	W	73-57	4372
01/05/2023	Purdue	L	69-71	17227
01/08/2023	at Maryland	L	73-80	12497
01/12/2023	Minnesota	L	67-70	11202
01/15/2023	at Rutgers	Lot	64-68	8000
01/18/2023	at Nebraska	L	60-63	12918
01/21/2023	Iowa	W	93-77	13630
01/24/2023	at Illinois	L	60-69	15544
01/28/2023	at Indiana	L	70-86	17222
02/02/2023	Wisconsin	L	60-65	11918
02/05/2023	at Michigan	L	69-77	12707
02/09/2023	Northwestern	L	63-69	12305
02/12/2023	Michigan St.	L	41-62	15110
02/16/2023	at Iowa	L	75-92	13257
02/19/2023	at Purdue	L	55-82	14876
02/23/2023	Penn St.	L	71-75	11996
02/26/2023	Illinois	W	72-60	14212
03/01/2023	Maryland	W	73-62	11799
03/04/2023	at Michigan St.	L	78-84	14797

## 2022-23 SCHEDULE / RESULTS

OVERALL: 16-19 / BIG TEN: 5-15 / HOME: 10-6 / ROAD: 1-10 / NEUTRAL: 5-3

OSU	OPP													
Date	Rank	Rank	Opponent	W/L	Score	Record	OSU High Scorer	OPP High Scorer	High Rebounds	High Assists	Attend.			
N1	--	--	Indianapolis (Exh.)	W	101-57		Tanner Holden 25	Braden Olsen 12 I. Amaral-Artharee 12	Felix Okpara 9	Bruce Thornton 11	7,884			
N7	--	--	ROBERT MORRIS	W	91-53	1-0	Justice Sueing 20	Enoch Cheeks 17	Zed Key 10	Isaac Likekele 6	9,141			
N10	--	--	CHARLESTON SOUTH.	W	82-56	2-0	Zed Key 17	Tahlik Chavez 13	Zed Key 13	Isaac Likekele 4	8,409			
N16	--	--	EASTERN ILLINOIS	W	65-43	3-0	B. Sensabaugh 20	Yaakema Rose 17	Zed Key 14	Isaac Likekele 3 Bruce Thornton 3 Roddy Gayle Jr. 3	8,350			
N21	--	17/19	vs San Diego State <sup>1</sup>	L	77-88	3-1	Sean McNeil 22	Matt Bradley 18	Justice Sueing 6	Bruce Thornton 3	2,400			
N22	--	--	vs. Cincinnati <sup>1</sup>	W	81-53	4-1	Zed Key 19	Viktor Lakhin 12	Zed Key 8	Isaac Likekele 4	2,400			
N23	--	21/20	vs. Texas Tech <sup>1</sup>	W	80-71	5-1	Justice Sueing 33	Daniel Batcho 21	Justice Sueing 8	Justice Sueing 5	2,400			
N30	25/25	17/16	at Duke <sup>2</sup>	L	72-81	5-2	Zed Key 21	Kyle Filipowski 16	Zed Key 8	Bruce Thornton 2	9,314			
D3	25/25	--	ST. FRANCIS	W	96-59	6-2	B. Sensabaugh 15	Josh Cohen 18	Felix Okpara 12	Sean McNeil 4	10,398			
D8	25/23	--	RUTGERS*	W	67-66	7-2, 1-0	Zed Key 22	Clifford Omoruyi 16	Zed Key 14	Bruce Thornton 5	14,032			
D17	23/21	--	vs. North Carolina <sup>3</sup>	L (ot)	84-89	7-3	B. Sensabaugh 22	Armando Bacot 28	Justice Sueing 9	Bruce Thornton 5	20,261			
D21	--	--	MAINE	W	95-61	8-3	B. Sensabaugh 19	Kellen Tynes 19	B. Sensabaugh 7	B. Sensabaugh 7	10,641			
D29	--	--	ALABAMA A&M	W	90-59	9-3	B. Sensabaugh 21	Garrett Hicks 11	Zed Key 10	Bruce Thornton 5 Isaac Likekele 5	14,521			
J1	--	--	at Northwestern*	W	73-57	10-3, 2-0	B. Sensabaugh 18	Chase Audige 16	Zed Key 11	Bruce Thornton 6	4,372			
J5	24/23	1/1	PURDUE*	L	69-71	10-4, 2-1	B. Sensabaugh 21	Braden Smith 16 Zach Edey 16	B. Sensabaugh 5 Bruce Thornton 5 Felix Okpara 5	Bruce Thornton 3	17,227			
J8	24/23	--	at Maryland*	L	73-80	10-5, 2-2	B. Sensabaugh 22	Jahmir Young 30	B. Sensabaugh 6	Isaac Likekele 4	12,497			
J12	--	--	MINNESOTA*	L	67-70	10-6, 2-3	B. Sensabaugh 22	Dawson Garcia 28	B. Sensabaugh 10	Isaac Likekele 2 Justice Sueing 2	11,202			
J15	--	--	at Rutgers*	L (ot)	64-68	10-7, 2-4	B. Sensabaugh 20	Cam Spencer 21	B. Sensabaugh 11	Justice Sueing 2	8,000			
J18	--	--	at Nebraska*	L	60-63	10-8, 2-5	B. Sensabaugh 18	Sam Griesel 15	B. Sensabaugh 10 Zed Key 10	Justice Sueing 4	12,952			
J21	--	--	IOWA*	W	93-77	11-8, 3-5	B. Sensabaugh 27	Kris Murray 22	Isaac Likekele 10	Isaac Likekele 7	13,630			
J24	--	--	at Illinois*	L	60-69	11-9, 3-6	B. Sensabaugh 14	T. Shannon Jr. 17	Isaac Likekele 5 Sean McNeil 5	Sean McNeil 3	15,544			
J28	--	--	at Indiana*	L	70-86	11-10, 3-7	B. Sensabaugh 23	J. Hood-Shifino 24	B. Sensabaugh 6	Isaac Likekele 3 B. Thornton 3	17,222			
F2	--	--	WISCONSIN*	L	60-65	11-11, 3-8	B. Sensabaugh 13	Connor Essegian 17	Justice Sueing 11	Isaac Likekele 4	11,918			
F5	--	--	at Michigan*	L	69-77	11-12, 3-9	Bruce Thornton 22	H. Dickinson 26	B. Sensabaugh 9	Isaac Likekele 2 Sean McNeil 2	12,707			
F6	--	--	NORTHWESTERN*	L	63-69	11-13, 3-10	Justice Sueing 19	Brooks Barnhizer 19 Boo Buie 19	Zed Key 10	Bruce Thornton 3	12,305			
F12	--	--	MICHIGAN STATE*	L	41-62	11-14, 3-11	Sean McNeil 10	Joey Hauser 22	Zed Key 8	Bruce Thornton 2 Roddy Gayle Jr. 2	15,110			
F16	--	--	at Iowa*	L	75-92	11-15, 3-12	Sean McNeil 20	Tony Perkins 24	Justice Sueing 4	Isaac Likekele 4	13,257			
F19	--	3/3	at Purdue*	L	55-82	11-16, 3-13	B. Sensabaugh 20	Zach Edey 26	B. Sensabaugh 5	B. Sensabaugh 2 Sean McNeil 2 Eugene Brown III 2	14,876			
F23	--	--	PENN STATE*	L	71-75	11-17, 3-14	B. Sensabaugh 20	Jalen Pickett 23	Justice Sueing 10	Isaac Likekele 4 Justice Sueing 4	11,996			
F26	--	--	ILLINOIS*	W	72-60	12-17, 4-14	Bruce Thornton 20	C. Hawkins 14	Justice Sueing 11	Bruce Thornton 2 Justice Sueing 2 Roddy Gayle Jr. 2 Isaac Likekele 2 B. Sensabaugh 2	14,212			
M1	--	21/24	MARYLAND*	W	73-62	13-17, 5-14	Justice Sueing 16	Julian Reese 17	Felix Okpara 12	Isaac Likekele 4	11,799			
M4	--	--	at Michigan State*	L	78-84	13-18, 5-15	B. Sensabaugh 21	A.J. Hoggard 23	Justice Sueing 9	Justice Sueing 7	14,797			
M8	--	--	vs. Wisconsin <sup>4</sup>	W	65-57	14-18	Sean McNeil 17	Tyler Wahl 19	B. Sensabaugh 11	Roddy Gayle Jr. 3	15,405			
M9	--	--	vs. Iowa <sup>4</sup>	W	73-69	15-18	Bruce Thornton 17	Filip Rebraca 20	Felix Okpara 5 Justice Sueing 5	Bruce Thornton 6	15,537			
M10	--	--	vs. Michigan State <sup>4</sup>	W	68-58	16-18	Bruce Thornton 21	Joey Hauser 15	Felix Okpara 8	Bruce Thornton 6	15,738			
M11	--	5/3	vs. Purdue <sup>4</sup>	L	66-80	16-19	Roddy Gayle Jr. 20	Zach Edey 32	Eugene Brown III 6	Isaac Likekele 5	18,059			

CAPS - home game

\* - Big Ten game

1 - Maui Invitational (Lahaina, Hawaii)

2 - ACC/Big Ten Challenge

3 - CBS Sports Classic (New York, N.Y.)

4 - Big Ten Tournament (Chicago, Ill.)

Rank = Associated Press / Coaches (at time of game)

## SEASON / CAREER STATISTICS

Player	Season Statistics										Career Statistics									
	GP-GS	MIN/G	FG%	3FG%	FT%	R/G	A/G	STL	BLK	PTS/G	GP-GS	MIN/G	FG%	3FG%	FT%	R/G	A/G	STL	BLK	PTS/G
BAUMANN, Colby	3-0	2.0	.000	.000	.000	1.0	0.3	0	0	0.0	3-0	2.0	.000	.000	.000	1.0	0.3	0	0	0.0
BROWN III, Eugene	22-1	10.1	.531	.375	.667	1.5	0.2	9	6	2.2	77-11	10.9	.438	.276	.615	1.7	0.3	17	17	2.2
ETZLER, Kalen	9-0	3.3	.375	.200	.000	1.3	0.1	0	0	0.8	9-0	3.3	.375	.200	.000	1.3	0.1	0	0	0.8
GAYLE JR., Roddy	35-11	16.3	.440	.429	.810	1.6	0.9	21	12	4.6	35-11	16.3	.440	.429	.810	1.6	0.9	21	12	4.6
HARDMAN, Bowen	7-0	2.6	.500	.500	.000	0.0	0.0	0	0	1.7	7-0	2.6	.500	.500	.000	0.0	0.0	0	0	1.7
HOLDEN, Tanner	27-0	13.5	.478	.500	.857	2.4	0.5	10	3	3.6	119-91	28.4	.527	.366	.751	5.9	1.9	123	25	13.3
KEY, Zed	25-23	24.8	.547	.292	.659	7.5	0.8	14	24	10.8	85-47	18.3	.568	.292	.602	5.4	0.5	23	70	7.7
LIKEKELE, Isaac	32-15	21.8	.388	.273	.472	4.0	2.8	24	7	3.8	146-125	29.2	.451	.278	.607	5.2	3.6	184	37	7.8
MCNEIL, Sean	35-26	29.1	.430	.369	.889	2.0	1.3	16	3	9.7	124-81	27.1	.411	.368	.867	2.0	1.0	63	9	10.0
OKPARA, Felix	35-11	15.5	.587	.200	.615	3.6	0.3	14	44	4.0	35-11	15.5	.587	.200	.615	3.6	0.3	14	44	4.0
SENSABAUGH, Brice	33-21	24.5	.482	.405	.830	5.4	1.2	18	13	16.3	33-21	24.5	.482	.405	.830	5.4	1.2	18	13	16.3
SPENCER, Owen	7-0	2.7	.167	.000	.500	1.3	0.3	0	0	0.4	30-0	6.5	.258	.000	.467	1.7	0.3	1	5	0.8
SUEING, Justice	35-32	30.3	.424	.289	.750	5.2	1.8	26	15	12.3	131-124	31.0	.440	.308	.742	5.5	1.6	156	51	12.7
THORNTON, Bruce	35-35	30.5	.456	.375	.729	2.7	2.6	29	5	10.6	35-35	30.5	.456	.375	.729	2.7	2.6	29	5	10.6

## Scoring

Player	Season Statistics								Career Statistics							
	FG-FGA	FG%	3FG-3FGA	3FG%	FT-FTA	FT%	PTS	PTS/G	FG-FGA	FG%	3FG-3FGA	3FG%	FT-FTA	FT%	PTS	PTS/G
BAUMANN, Colby	0-2	.000	0-1	.000	0-0	.000	0	0.0	0-2	.000	0-1	.000	0-0	.000	0	0.0
BROWN III, Eugene	17-32	.531	6-16	.375	8-12	.667	48	2.2	64-146	.438	21-76	.276	24-39	.615	173	2.2
ETZLER, Kalen	3-8	.375	1-5	.200	0-0	.000	7	0.8	3-8	.375	1-5	.200	0-0	.000	7	0.8
GAYLE JR., Roddy	62-141	.440	21-49	.429	17-21	.810	162	4.6	62-141	.440	21-49	.429	17-21	.810	162	4.6
HARDMAN, Bowen	4-8	.500	4-8	.500	0-0	.000	12	1.7	4-8	.500	4-8	.500	0-0	.000	12	1.7
HOLDEN, Tanner	33-69	.478	7-14	.500	24-28	.857	97	3.6	546-1037	.527	48-131	.366	438-583	.751	1578	13.3
KEY, Zed	104-190	.547	7-24	.292	56-85	.659	271	10.8	260-458	.568	7-24	.292	130-216	.602	657	7.7
LIKEKELE, Isaac	50-129	.388	3-11	.273	17-36	.472	120	3.8	433-961	.451	22-79	.278	247-407	.607	1135	7.8
MCNEIL, Sean	120-279	.430	59-160	.369	40-45	.889	339	9.7	421-1024	.411	214-581	.368	183-211	.867	1239	10.0
OKPARA, Felix	61-104	.587	1-5	.200	16-26	.615	139	4.0	61-104	.587	1-5	.200	16-26	.615	139	4.0
SENSABAUGH, Brice	197-409	.482	60-148	.405	83-100	.830	537	16.3	197-409	.482	60-148	.405	83-100	.830	537	16.3
SPENCER, Owen	1-6	.167	0-0	.000	1-2	.500	3	0.4	8-31	.258	0-4	.000	7-15	.467	23	0.8
SUEING, Justice	157-370	.424	28-97	.289	90-120	.750	432	12.3	568-1291	.440	127-413	.308	400-539	.742	1663	12.7
THORNTON, Bruce	139-305	.456	42-112	.375	51-70	.729	371	10.6	139-305	.456	42-112	.375	51-70	.729	371	10.6

## Totals

Player	Season Statistics								Career Statistics							
	O-REB	D-REB	TOTAL	PF	FO	A	TO	A/TO	O-REB	D-REB	TOTAL	PF	FO	A	TO	A/TO
BAUMANN, Colby	2	1	3	0	0	1	1	1.0	2	1	3	0	0	1	1	1.0
BROWN III, Eugene	9	25	34	31	1	4	9	0.4	37	97	134	83	1	24	27	0.9
ETZLER, Kalen	2	10	12	4	0	1	2	0.5	2	10	12	4	0	1	2	0.5
GAYLE JR., Roddy	9	48	57	57	0	32	27	1.2	9	48	57	57	0	32	27	1.2
HARDMAN, Bowen	0	0	0	2	0	0	0	0.0	0	0	0	2	0	0	0	0.0
HOLDEN, Tanner	16	48	64	32	0	14	19	0.7	231	472	703	225	6	221	196	1.1
KEY, Zed	76	112	188	61	1	20	34	0.6	181	275	456	190	1	44	91	0.5
LIKEKELE, Isaac	31	98	129	67	2	89	34	2.6	171	590	761	293	6	530	302	1.8
MCNEIL, Sean	11	60	71	45	1	44	31	1.4	37	211	248	140	1	126	102	1.2
OKPARA, Felix	47	80	127	61	2	9	18	0.5	47	80	127	61	2	9	18	0.5
SENSABAUGH, Brice	42	135	177	82	5	38	67	0.6	42	135	177	82	5	38	67	0.6
SPENCER, Owen	5	4	9	4	0	2	2	1.0	16	34	50	25	0	8	8	1.0
SUEING, Justice	60	123	183	69	1	64	64	1.0	203	515	718	300	5	215	243	0.9
THORNTON, Bruce	10	86	96	58	1	92	46	2.0	10	86	96	58	1	92	46	2.0

# OHIO STATE GAME-BY-GAME STATS

Opponent	Date	Score	W	Total		3-Pointers		Free throws		Rebounds				PF	A	TO	BLK	STL	PTS	AVG
				FG-FGA	PCT	3FG-3FGA	PCT	FT-FTA	PCT	OFF	DEF	TOT	AVG							
Robert Morris	11/07/2022	91-53	W	34-61	.557	10-21	.476	13-21	.619	14	34	48	48.0	14	18	14	5	6	91	91.0
Charleston So.	11/10/2022	82-56	W	31-60	.517	4-15	.267	16-18	.889	14	33	47	47.5	11	11	14	2	2	82	86.5
Eastern Ill.	11/16/2022	65-43	W	23-57	.404	8-28	.286	11-18	.611	10	42	52	49.0	15	14	17	6	4	65	79.3
vs San Diego St.	11/21/2022	77-88	L	28-66	.424	7-22	.318	14-15	.933	8	26	34	45.3	20	9	8	4	4	77	78.8
vs Cincinnati	11/22/2022	81-53	W	30-64	.469	6-20	.300	15-18	.833	19	23	42	44.6	13	7	6	2	3	81	79.2
vs Texas Tech	11/23/2022	80-73	W	27-52	.519	8-20	.400	18-18	1.000	9	17	26	41.5	13	15	10	2	6	80	79.3
at Duke	11/30/2022	72-81	L	26-55	.473	3-13	.231	17-22	.773	12	19	31	40.0	25	6	16	4	4	72	78.3
Saint Francis (PA)	12/03/2022	96-59	W	35-70	.500	13-23	.565	13-18	.722	18	30	48	41.0	10	20	7	5	3	96	80.5
Rutgers	12/08/2022	67-66	W	26-56	.464	8-19	.421	7-12	.583	13	22	35	40.3	15	14	14	3	6	67	79.0
vs North Carolina	12/17/2022	84-89	Lot	34-74	.459	9-24	.375	7-14	.500	14	28	42	40.5	22	17	16	3	8	84	79.5
Maine	12/21/2022	95-61	W	41-67	.612	8-19	.421	5-7	.714	10	29	39	40.4	10	23	7	5	6	95	80.9
Alabama A&M	12/29/2022	90-59	W	32-61	.525	9-25	.360	17-29	.586	13	29	42	40.5	11	19	10	7	5	90	81.7
at Northwestern	01/01/2023	73-57	W	26-56	.464	6-15	.400	15-20	.750	10	36	46	40.9	13	15	12	7	5	73	81.0
Purdue	01/05/2023	69-71	L	29-58	.500	6-14	.429	5-7	.714	9	18	27	39.9	13	11	7	4	8	69	80.1
at Maryland	01/08/2023	73-80	L	24-55	.436	9-19	.474	16-19	.842	7	19	26	39.0	28	8	12	3	7	73	79.7
Minnesota	01/12/2023	67-70	L	24-64	.375	6-13	.462	13-15	.867	14	25	39	39.0	15	5	9	3	5	67	78.9
at Rutgers	01/15/2023	64-68	Lot	23-67	.343	8-21	.381	10-12	.833	15	31	46	39.4	22	7	13	4	5	64	78.0
at Nebraska	01/18/2023	60-63	L	20-56	.357	5-17	.294	15-23	.652	6	32	38	39.3	16	9	11	5	6	60	77.0
Iowa	01/21/2023	93-77	W	36-64	.563	8-16	.500	13-17	.765	12	24	36	39.2	17	15	11	3	7	93	77.8
at Illinois	01/24/2023	60-69	L	22-60	.367	4-10	.400	12-20	.600	10	20	30	38.7	16	8	6	3	6	60	77.0
at Indiana	01/28/2023	70-86	L	26-59	.441	5-19	.263	13-19	.684	12	21	33	38.4	18	9	8	2	5	70	76.6
Wisconsin	02/02/2023	60-65	L	24-56	.429	4-14	.286	8-13	.615	12	33	45	38.7	20	9	16	3	5	60	75.9
at Michigan	02/05/2023	69-77	L	26-64	.406	5-16	.313	12-17	.706	11	25	36	38.6	16	6	6	2	4	69	75.6
Northwestern	02/09/2023	63-69	L	24-48	.500	1-14	.071	14-22	.636	10	25	35	38.5	16	10	15	1	3	63	75.0
Michigan St.	02/12/2023	41-62	L	17-60	.283	6-29	.207	1-2	.500	14	19	33	38.2	7	5	11	2	6	41	73.7
at Iowa	02/16/2023	75-92	L	28-49	.571	8-15	.533	11-11	1.000	2	20	22	37.6	15	11	14	3	3	75	73.7
at Purdue	02/19/2023	55-82	L	22-55	.400	5-19	.263	6-11	.545	5	16	21	37.0	21	11	11	6	9	55	73.0
Penn St.	02/23/2023	71-75	L	29-63	.460	8-23	.348	5-6	.833	13	20	33	36.9	11	11	1	3	1	71	73.0
Illinois	02/26/2023	72-60	W	30-56	.536	3-14	.214	9-10	.900	8	32	40	37.0	15	10	15	3	6	72	72.9
Maryland	03/01/2023	73-62	W	24-50	.480	5-14	.357	20-20	1.000	9	23	32	36.8	20	9	12	6	3	73	72.9
at Michigan St.	03/04/2023	78-84	L	28-58	.483	11-25	.440	11-12	.917	7	22	29	36.5	20	15	8	3	6	78	73.1
vs Wisconsin	03/08/2023	65-57	W	23-44	.523	6-13	.462	13-20	.650	7	28	35	36.5	18	8	16	3	8	65	72.8
vs Iowa	03/09/2023	73-69	W	29-59	.492	7-18	.389	8-10	.800	9	20	29	36.3	16	17	8	4	10	73	72.8
vs Michigan St.	03/10/2023	68-58	W	25-56	.446	10-19	.526	8-12	.667	8	25	33	36.2	17	15	5	8	4	68	72.7
vs Purdue	03/11/2023	66-80	L	22-52	.423	10-24	.417	12-17	.706	6	21	27	35.9	24	13	9	3	2	66	72.5
<b>Total</b>		<b>2538</b>		<b>948-2052</b>	<b>.462</b>	<b>239-650</b>	<b>.368</b>	<b>403-545</b>	<b>.739</b>	<b>370</b>	<b>887</b>	<b>1257</b>	<b>35.9</b>	<b>573</b>	<b>410</b>	<b>375</b>	<b>132</b>	<b>181</b>	<b>2538</b>	<b>72.5</b>
Opponents		2414		879-2046	.430	241-751	.321	415-574	.723	355	804	1159	33.1	545	432	369	99	164	2414	69.0

# OPPONENT GAME-BY-GAME STATS

Opponent	Date	Score	W	Total		3-Pointers		Free throws		Rebounds				PF	A	TO	BLK	STL	PTS	AVG
				FG-FGA	PCT	3FG-3FGA	PCT	FT-FTA	PCT	OFF	DEF	TOT	AVG							
Robert Morris	11/07/2022	91-53	W	20-63	.317	4-24	.167	9-17	.529	13	14	27	27.0	16	6	11	1	5	53	53.0
Charleston So.	11/10/2022	82-56	W	22-65	.338	5-22	.227	7-10	.700	11	17	28	27.5	13	6	9	2	3	56	54.5
Eastern Ill.	11/16/2022	65-43	W	16-64	.250	4-20	.200	7-15	.467	9	28	37	30.7	19	6	13	0	8	43	50.7
vs San Diego St.	11/21/2022	77-88	L	31-61	.508	10-21	.476	16-20	.800	7	30	37	32.3	16	14	7	5	3	88	60.0
vs Cincinnati	11/22/2022	81-53	W	20-52	.385	4-18	.222	9-15	.600	12	17	29	31.6	16	4	14	5	3	53	58.6
vs Texas Tech	11/23/2022	80-73	W	28-55	.509	5-18	.278	12-13	.923	9	16	25	30.5	18	14	10	2	6	73	61.0
at Duke	11/30/2022	72-81	L	25-55	.455	5-13	.385	26-30	.867	13	21	34	31.0	20	16	13	3	9	81	63.9
Saint Francis (PA)	12/03/2022	96-59	W	24-59	.407	6-19	.316	5-7	.714	5	20	25	30.3	17	14	11	1	2	59	63.3
Rutgers	12/08/2022	67-66	W	28-54	.519	5-17	.294	5-8	.625	6	21	27	29.9	19	14	13	4	7	66	63.6
vs North Carolina	12/17/2022	84-89	Lot	32-72	.444	6-28	.214	19-27	.704	16	32	48	31.7	16	20	13	2	7	89	66.1
Maine	12/21/2022	95-61	W	25-64	.391	6-25	.240	5-6	.833	10	17	27	31.3	13	11	13	2	4	61	65.6
Alabama A&M	12/29/2022	90-59	W	24-62	.387	6-18	.333	5-7	.714	9	21	30	31.2	24	12	17	1	4	59	65.1
at Northwestern	01/01/2023	73-57	W	19-67	.284	9-31	.290	10-17	.588	14	23	37	31.6	16	11	7	5	5	57	64.5
Purdue	01/05/2023	69-71	L	25-58	.431	13-31	.419	8-10	.800	16	21	37	32.0	9	15	14	0	4	71	64.9
at Maryland	01/08/2023	73-80	L	24-52	.462	5-13	.385	27-33	.818	14	26	40	32.5	17	7	12	2	4	80	65.9
Minnesota	01/12/2023	67-70	L	27-54	.500	7-22	.318	9-16	.563	4	28	32	32.5	14	12	9	6	3	70	66.2
at Rutgers	01/15/2023	64-68	Lot	21-62	.339	6-24	.250	20-27	.741	14	30	44	33.2	15	16	10	8	8	68	66.3
at Nebraska	01/18/2023	60-63	L	23-56	.411	6-21	.286	11-17	.647	4	35	39	33.5	17	11	13	3	5	63	66.1
Iowa	01/21/2023	93-77	W	27-60	.450	11-24	.458	12-14	.857	10	19	29	33.3	17	15	14	1	6	77	66.7
at Illinois	01/24/2023	60-69	L	24-59	.407	5-28	.179	16-18	.889	14	30	44	33.8	20	13	12	6	4	69	66.8
at Indiana	01/28/2023	70-86	L	32-64	.500	10-20	.500	12-17	.706	15	24	39	34.0	19	17	9	3	5	86	67.7
Wisconsin	02/02/2023	60-65	L	23-55	.418	6-20	.300	13-22	.591	4	22	26	33.7	15	9	8	0	8	65	67.6
at Michigan	02/05/2023	69-77	L	28-57	.491	8-23	.348	13-18	.722	7	27	34	33.7	13	11	9	3	2	77	68.0
Northwestern	02/09/2023	63-69	L	24-52	.462	12-29	.414	9-13	.692	6	18	24	33.3	17	15	10	1	6	69	68.0
Michigan St.	02/12/2023	41-62	L	27-59	.458	7-22	.318	1-1	1.000	12	30	42	33.6	12	15	11	2	4	62	67.8
at Iowa	02/16/2023	75-92	L	37-65	.569	10-27	.370	8-11	.727	11	19	30	33.5	10	23	7	3	7	92	68.7
at Purdue	02/19/2023	55-82	L	27-54	.500	7-16	.438	21-27	.778	14	30	44	33.9	14	16	11	3	7	82	69.2
Penn St.	02/23/2023	71-75	L	27-52	.519	10-19	.526	11-15	.733	6	21	27	33.6	10	9	4	1	1	75	69.4
Illinois	02/26/2023	72-60	W	22-61	.361	6-29	.207	10-14	.714	9	19	28	33.4	13	8	11	4	4	60	69.1
Maryland	03/01/2023	73-62	W	22-50	.440	7-19	.368	11-15	.733	8										

# GAME-BY-GAME COMPARISON

Opponent	1st	2nd	Score	Mar	Total FG	FG Pct	3-Pointers	3FG Pct	Free Throws	FT Pct	Rebounds	Assist	T/Over	Block	Steal	Fouls
ROBERT MORRIS	42/28	51/25	93-53	+40	34-61/20-63	.557/.317	10-21/4-24	.476/.167	13-21/9-17	.619/.529	48/27 +21	18/6	14/11	5/1	6/5	14/16
CHARLESTON SO.	46/22	36/34	82-56	+26	31-60/22-65	.517/.338	4-15/5-22	.267/.227	16-18/7-10	.889/.700	47/28 +19	11/6	14/9	2/2	2/3	11/13
EASTERN ILL.	26/20	39/23	65-43	+22	23-57/16-64	.404/.250	8-28/4-20	.286/.200	11-18/7-15	.611/.467	52/37 +15	14/6	17/13	6/0	4/8	15/19
San Diego St.	26/37	51/51	77-88	(11)	28-66/31-61	.424/.508	7-22/10-21	.318/.476	14-15/16-20	.933/.800	34/37 (3)	9/14	8/7	4/5	4/3	20/16
Cincinnati	38/27	43/26	81-53	+28	30-64/20-52	.469/.385	6-20/4-18	.300/.222	15-18/9-15	.833/.600	42/29 +13	7/4	6/14	2/5	3/3	13/16
Texas Tech	41/37	39/36	80-73	+7	27-52/28-55	.519/.509	8-20/5-18	.400/.278	18-18/12-13	1000/.923	26/25 +1	15/14	10/10	2/2	6/6	13/18
Duke	29/39	43/42	72-81	(9)	26-55/25-55	.473/.455	3-13/5-13	.231/.385	17-22/26-30	.773/.867	31/34 (3)	6/16	16/13	4/2	4/9	25/20
SAINT FRANCIS (PA)	44/36	52/23	96-59	+37	35-69/24-59	.507/.407	13-23/6-19	.665/.316	13-18/5-7	.722/.714	47/25 +22	20/14	7/11	5/1	3/2	10/17
RUTGERS	31/29	36/37	67-66	+1	26-56/28-54	.464/.519	8-19/5-17	.421/.294	7-12/5-8	.583/.625	35/27 +8	14/14	14/13	3/4	6/7	15/19
North Carolina	44/35	35/44	84-89	(5)	34-74/32-72	.459/.444	9-24/6-28	.375/.214	7-14/19-27	.500/.704	42/48 (6)	17/20	16/13	3/2	8/7	22/16
MAINE	47/26	48/35	95-61	+34	41-67/25-64	.612/.391	8-19/6-25	.421/.240	5-7/5-6	.714/.833	39/27 +12	23/11	7/13	5/2	6/4	10/13
ALABAMA A&M	36/33	54/26	90-59	+31	32-61/24-62	.525/.387	9-25/6-18	.360/.333	17-29/5-7	.586/.714	42/30 +12	19/12	10/17	7/1	5/4	11/24
Northwestern	35/17	38/40	73-57	+16	26-56/19-67	.464/.284	6-15/9-31	.400/.290	15-20/10-17	.750/.588	46/37 +9	15/11	12/7	7/5	5/5	13/16
PURDUE	36/33	33/38	69-71	(2)	29-58/25-58	.500/.431	6-14/13-31	.429/.419	5-7/8-10	.714/.800	27/37 (10)	11/15	7/14	4/0	8/4	13/9
Maryland	39/34	34/46	73-80	(7)	24-55/24-52	.436/.462	9-19/5-13	.474/.385	16-19/27-33	.842/.818	26/40 (14)	8/7	12/12	3/2	7/4	28/17
MINNESOTA	35/37	32/33	67-70	(3)	24-64/27-54	.375/.500	6-13/7-22	.462/.318	13-15/9-16	.867/.563	39/32 +7	5/12	9/9	3/6	5/3	15/14
Rutgers	23/20	34/37	64-68	(4)	23-67/21-62	.343/.339	8-21/6-24	.381/.250	10-12/20-27	.833/.741	46/44 +2	7/16	13/10	4/8	5/8	22/15
Nebraska	22/21	38/42	60-63	(3)	20-56/23-56	.357/.411	5-17/6-21	.294/.286	15-23/11-17	.652/.647	38/39 (1)	9/11	11/13	5/3	6/5	16/17
IOWA	37/35	56/42	93-77	+16	36-64/27-60	.563/.450	8-16/11-24	.500/.458	13-17/12-14	.765/.857	36/29 +7	15/15	11/14	3/1	7/6	17/17
Illinois	26/34	34/35	60-69	(9)	22-60/24-59	.367/.407	4-10/5-28	.400/.179	12-20/16-18	.600/.889	30/44 (14)	8/13	6/12	3/6	6/4	16/20
Indiana	30/46	40/40	70-86	(16)	26-59/32-64	.441/.500	5-19/10-20	.263/.500	13-19/12-17	.684/.706	33/39 (6)	9/17	8/9	2/3	5/5	18/19
WISCONSIN	27/43	33/22	60-65	(5)	24-56/23-55	.429/.418	4-14/6-20	.286/.300	8-13/13-22	.615/.591	45/26 +19	9/9	16/8	3/0	5/8	20/15
Michigan	36/41	33/36	69-77	(8)	26-64/28-57	.406/.491	5-16/8-23	.313/.348	12-17/13-18	.706/.722	36/34 +2	6/11	6/9	2/3	4/2	16/13
NORTHWESTERN	27/28	36/41	63-69	(6)	24-48/24-52	.500/.462	1-14/12-29	.071/.414	14-22/9-13	.636/.692	35/24 +11	10/15	15/10	1/1	3/6	16/17
MICHIGAN ST.	14/27	27/35	41-62	(21)	17-60/27-59	.283/.458	6-29/7-22	.207/.318	1-2/1-1	.500/1000	33/42 (9)	5/15	11/11	2/2	6/4	7/12
Iowa	36/47	39/45	75-92	(17)	28-49/37-65	.571/.569	8-15/10-27	.533/.370	11-11/8-11	1000/.727	22/30 (8)	11/23	14/7	3/3	3/7	15/10
Purdue	29/38	26/44	55-82	(27)	22-55/27-54	.400/.500	5-19/7-16	.263/.438	6-11/21-27	.545/.778	21/44 (23)	11/16	11/11	6/3	9/7	21/14
PENN ST.	37/37	34/38	71-75	(4)	29-63/27-52	.460/.519	8-23/10-19	.348/.526	5-6/11-15	.833/.733	33/27 +6	11/9	1/4	3/1	1/1	11/10
ILLINOIS	41/29	31/31	72-60	+12	30-56/22-61	.536/.361	3-14/6-29	.214/.207	9-10/10-14	.900/.714	40/28 +12	10/8	15/11	3/4	6/4	15/13
MARYLAND	35/29	38/33	73-62	+11	24-50/22-50	.480/.440	5-14/7-19	.357/.368	20-20/11-15	1000/.733	32/24 +8	9/9	12/10	6/3	3/1	20/16
Michigan St.	34/43	44/41	78-84	(6)	28-58/29-53	.483/.547	11-25/12-20	.440/.600	11-12/14-20	.917/.700	29/29 -	15/17	8/8	3/2	6/2	20/12
Wisconsin	36/18	29/39	65-57	+8	23-44/21-61	.523/.344	6-13/4-22	.462/.182	13-20/11-18	.650/.611	35/32 +3	8/8	16/10	3/2	8/8	18/18
Iowa	29/28	44/41	73-69	+4	29-59/26-56	.492/.464	7-18/4-17	.389/.235	8-10/13-16	.800/.813	29/31 (2)	17/11	8/11	4/5	10/3	16/12
Michigan St.	33/24	35/34	68-58	+10	25-56/21-55	.446/.382	10-19/3-16	.526/.188	8-12/13-18	.667/.722	33/35 (2)	15/9	5/8	8/6	4/3	17/15
Purdue	34/42	32/38	66-80	(14)	22-52/28-58	.423/.483	10-24/7-15	.417/.467	12-17/17-22	.706/.773	27/38 (11)	13/18	9/7	3/2	2/3	24/17

# ANALYSIS STATISTICS

Date	Opponent	W/L	Score	Largest Lead				Time Led		Paint		Off TOs		2nd Chance		Fastbreak		Bench	
				OSU	Opp	Ties	LC	OSU	Opp	OSU	Opp	OSU	Opp	OSU	Opp	OSU	Opp	OSU	Opp
11/7/22	ROBERT MORRIS	W	91-53	40	2	-	2	37:04	2:01	44	22	11	11	16	7	11	0	40	14
11/10/22	CHARLESTON SO.	W	82-56	32	2	1	1	38:09	:42	50	20	12	10	18	6	7	0	29	23
11/16/22	EASTERN ILLINOIS	W	65-43	25	-	-	-	39:05	-	24	20	13	13	13	5	2	3	40	7
11/21/22	vs. San Diego State	L	77-88	5	16	-	1	5:07	32:37	26	28	8	9	9	9	10	14	27	41
11/22/22	vs. Cincinnati	W	81-53	28	6	1	3	34:47	4:32	34	30	24	4	27	16	0	0	29	21
11/23/22	vs. Texas Tech	W	80-71	13	3	2	1	37:03	1:49	28	34	11	9	17	18	10	2	12	5
11/30/22	at Duke	L	72-81	6	13	3	7	8:12	30:06	36	36	19	20	14	8	16	14	9	26
12/3/22	ST. FRANCIS	W	96-59	39	-	-	-	39:27	-	36	28	12	2	17	4	3	6	48	8
12/8/22	RUTGERS	W	67-66	11	6	12	12	24:16	7:21	28	38	18	14	8	6	2	4	6	18
12/17/22	vs. North Carolina	L (ot)	84-89	14	5	4	5	32:28	9:29	38	44	12	27	9	14	8	9	11	3
12/21/22	MAINE	W	95-61	36	1	-	2	39:08	:30	64	28	21	4	12	6	9	7	28	11
12/29/22	ALABAMA A&M	W	90-59	31	2	2	2	37:15	:48	32	30	13	6	17	11	10	9	21	28
1/1/23	at Northwestern	W	73-57	28	-	-	-	39:09	-	32	14	9	7	11	6	7	6	10	14
1/5/23	PURDUE	L	69-71	12	6	7	11	25:40	9:17	26	22	14	10	4	16	7	5	18	15
1/8/23	at Maryland	L	73-80	5	14	5	8	6:54	28:55	22	34	13	16	6	10	8	10	13	6
1/12/23	MINNESOTA	L	67-70	2	11	8	3	1:42	34:56	32	26	2	13	18	4	6	5	13	10
1/15/23	at Rutgers	L (ot)	64-68	11	7	12	22	21:41	11:53	24	24	19	14	16	16	13	9	38	2
1/18/23	at Nebraska	L	60-63	5	6	8	13	8:33	26:35	16	32	8	8	5	0	3	8	12	16
1/21/23	IOWA	W	93-77	16	6	3	2	31:10	5:47	50	32	15	8	14	14	9	2	28	14
1/24/23	at Illinois	L	60-69	4	17	1	2	3:37	10:24	32	38	16	11	7	13	1	16	18	9
1/28/23	at Indiana	L	70-86	7	19	4	3	6:29	6:42	34	38	13	10	16	23	19	14	17	29
2/2/23	WISCONSIN	L	60-65	-	18	1	-	-	39:02	34	30	12	15	8	4	7	3	15	2
2/5/23	at Michigan	L	69-77	-	13	-	-	-	39:38	22	30	10	2	8	8	4	0	20	8
2/9/23	NORTHWESTERN	L	63-69	9	6	10	10	16:58	15:51	34	20	7	16	7	9	1	0	12	23
2/12/23	MICHIGAN STATE	L	41-62	3	23	2	3	5:02	31:43	12	26	6	14	9	12	0	4	10	14
2/16/23	at Iowa	L	75-92	1	28	2	12	3:11	35:36	36	44	4	16	4	15	0	9	30	19
2/19/23	at Purdue	L	55-82	6	31	2	1	3:47	34:58	20	40	11	15	8	17	9	7	19	32
2/23/23	PENN STATE	L	71-75	4	6	5	20	7:28	26:10	28	24	2	2	11	5	0	0	12	10
2/26/23	ILLINOIS	W	72-60	15	5	1	1	36:29	2:31	46	28	12	9	11	10	6	11	18	15
3/1/23	MARYLAND	W	73-62	15	2	1	1	37:56	:46	28	24	15	10	18	9	7	0	14	8
3/4/23	at Michigan State	L	78-84	2	13	1	1	:36	38:34	24	24	8	10	11	2	9	23	19	20
3/8/23	vs. Wisconsin	W	65-57	27	2	1	1	37:19	:26	24	34	12	9	5	15	11	2	18	11
3/9/23	vs. Iowa	W	73-69	6	5	8	18	13:58	21:07	38	40	14	8	10	11	5	10	15	15
3/10/23	vs. Michigan State	W	68-58	14	5	2	4	33:24	4:09	22	22	6	4	10	6	4	9	5	7
3/11/23	vs. Purdue	L	66-80	8	16	2	4	8:49	29:47										

## INDIVIDUAL SUPERLATIVES

	OHIO STATE		OPPONENT	
<b>Points</b>	33	Justice Sueing vs Texas Tech (11/23/22)	32	Zach Edey vs Purdue (03/11/23)
<b>FGs Made</b>	12	Justice Sueing vs Texas Tech (11/23/22)	12	Zach Edey vs Purdue (03/11/23)
<b>FG Attempts</b>	19	Justice Sueing vs Texas Tech (11/23/22)	25	Zach Edey vs Purdue (03/11/23)
<b>FG % (min 5 made)</b>	1.000 (7-7)	Sean McNeil at Iowa (02/16/23)	1.000 (5-5)	Braden Smith vs Purdue (03/11/23)
<b>3-Pt FGs Made</b>	5	Roddy Gayle Jr. vs Purdue (03/11/23)	6	Jalen Hood-Schifino at Indiana (01/28/23) Joey Hauser at Michigan St. (03/04/23)
<b>3-Pt FG Attempts</b>	9	Sean McNeil vs Alabama A&M (12/29/22)	13	Caleb Love vs North Carolina (12/17/22)
<b>3-Pt FG % (min 4 made)</b>	1.000 (4-4)	Sean McNeil at Iowa (02/16/23)	.800 (4-5)	Camren Wynter vs Penn St. (02/23/23)
<b>FTs Made</b>	8	Justice Sueing vs Texas Tech (11/23/22) Justice Sueing vs Maryland (03/01/23)	13	Jahmir Young at Maryland (01/08/23)
<b>FT Attempts</b>	9	Justice Sueing at Northwestern (01/01/23)	15	Jahmir Young at Maryland (01/08/23)
<b>FT % (min 8 made)</b>	1.000 (8-8)	Justice Sueing vs Texas Tech (11/23/22) Justice Sueing vs Maryland (03/01/23)	1.000 (9-9) 1.000 (8-8)	Terrence Shannon Jr. at Illinois (01/24/23) Joey Hauser vs Michigan St. (03/10/23)
<b>Rebounds</b>	14	Zed Key vs Eastern Ill. (11/16/22) Zed Key vs Rutgers (12/08/22)	15	Armando Bacot vs North Carolina (12/17/22)
<b>Assists</b>	7	Three times	13	Connor McCaffery at Iowa (02/16/23)
<b>Steals</b>	4	Felix Okpara vs North Carolina (12/17/22)	4	Cam Spencer at Rutgers (01/15/23)
<b>Blocked Shots</b>	5	Felix Okpara vs Michigan St. (03/10/23)	6	Clifford Omoruyi at Rutgers (01/15/23)
<b>Turnovers</b>	6	Brice Sensabaugh at Iowa (02/16/23)	5	Pharrel Payne vs Minnesota (01/12/23)
<b>Fouls</b>	5	14 times	5	Five times
<b>Minutes</b>	39:19	Justice Sueing vs Purdue (03/11/23)	41:40	Caleb Love vs North Carolina (12/17/22)

## TEAM SUPERLATIVES

	OSU HIGH		OSU LOW		OPPONENT HIGH		OPPONENT LOW	
<b>Points</b>	96	ST. FRANCIS (PA) (12/03/22)	41	MICHIGAN ST. (02/12/23)	92	at Iowa (02/16/23)	43	EASTERN ILL. (11/16/22)
<b>FGs Made</b>	41	MAINE (12/21/22)	17	MICHIGAN ST. (02/12/23)	37	at Iowa (02/16/23)	16	EASTERN ILL. (11/16/22)
<b>FG Attempts</b>	74	vs North Carolina (12/17/22)	44	vs Wisconsin (03/08/23)	72	vs North Carolina (12/17/22)	50	MARYLAND (03/01/23)
<b>FG %</b>	.612 (41-67)	MAINE (12/21/22)	.283 (17-60)	MICHIGAN ST. (02/12/23)	.569 (37-65)	at Iowa (02/16/23)	.250 (16-64)	EASTERN ILL. (11/16/22)
<b>Single Half FG %</b>	.690 (20-29)	MAINE (12/21/22)	.258 (8-31)	EASTERN ILL. (11/16/22)	.643 (18-28)	at Iowa (02/16/23)	.212 (7-33)	at Northwestern (01/01/23)
<b>3-PT FGs Made</b>	13	ST. FRANCIS (PA) (12/03/22)	1	NORTHWESTERN (02/09/23)	13	PURDUE (01/05/23)	3	vs Michigan St. (03/10/23)
<b>3-PT FG Attempts</b>	29	MICHIGAN ST. (02/12/23)	10	at Illinois (01/24/23)	31	at Northwestern (01/01/23) PURDUE (01/05/23)	13	at Duke (11/30/22) at Maryland (01/08/23)
<b>3 PT FG %</b>	.565 (13-23)	ST. FRANCIS (PA) (12/03/22)	.071 (1-14)	NORTHWESTERN (02/09/23)	.600 (12-20)	at Michigan St. (03/04/23)	.167 (4-24)	ROBERT MORRIS (11/07/22)
<b>FTs Made</b>	20	MARYLAND (03/01/23)	1	MICHIGAN ST. (02/12/23)	27	at Maryland (01/08/23)	1	MICHIGAN ST. (02/12/23)
<b>FT Attempts</b>	29	ALABAMA A&M (12/29/22)	2	MICHIGAN ST. (02/12/23)	33	at Maryland (01/08/23)	1	MICHIGAN ST. (02/12/23)
<b>FT %</b>	1.000 (20-20) (18-18) (11-11)	MARYLAND (03/01/23) vs Texas Tech (11/23/22) at Iowa (02/16/23)	.500 (1-2)	MICHIGAN ST. (02/12/23)	1.000 (1-1)	MICHIGAN ST. (02/12/23)	.467 (7-15)	EASTERN ILL. (11/16/22)
<b>Rebounds</b>	52	EASTERN ILL. (11/16/22)	21	at Purdue (02/19/23)	48	vs North Carolina (12/17/22)	24	NORTHWESTERN (02/09/23) MARYLAND (03/01/23)
<b>Assists</b>	23	MAINE (12/21/22)	5	MINNESOTA (01/12/23) MICHIGAN ST. (02/12/23)	23	at Iowa (02/16/23)	4	vs Cincinnati (11/22/22)
<b>Steals</b>	10	vs Iowa (03/09/23)	1	PENN ST. (02/23/23)	9	at Duke (11/30/22)	1	PENN ST. (02/23/23) MARYLAND (03/01/23)
<b>Blocked Shots</b>	8	vs Michigan St. (03/10/23)	1	NORTHWESTERN (02/09/23)	8	at Rutgers (01/15/23)	0	Three times
<b>Turnovers</b>	17	EASTERN ILL. (11/16/22)	1	PENN ST. (02/23/23)	17	ALABAMA A&M (12/29/22)	4	PENN ST. (02/23/23)
<b>Fouls</b>	28	at Maryland (01/08/23)	7	MICHIGAN ST. (02/12/23)	24	ALABAMA A&M (12/29/22)	9	PURDUE (01/05/23)
<b>DQ's</b>	3	at Duke (11/30/22)	1	Eight times	1	Five times		

2022-23 SEASON IN REVIEW

2022-23 HALF HIGHS AND LOWS					
	Ohio State			Opponent	
	High	Low		High	Low
1st Half	47 (12/21/22)	14 (2/12/23)	1st Half	47 (2/16/23)	17 (1/1/23)
2nd Half	56 (1/21/23)	26 (2/19/23)	2nd Half	51 (11/22/22)	22 (2/2/23)

Under Holtmann 22-23		
1 point games	4-3	1-0
5 or fewer points	18-22	2-7
6-10 points	30-23	3-6
11-15 points	24-15	2-2
16-20 points	17-7	2-1
21+ points	31-5	7-2

2022-23 POINT DIFFERENTIALS																								
Margin	1	2	3	4	5	6	7	8	9	10	11	12	14	16	17	21	22	26	27	28	31	34	37	38
Wins	1			1			1	1		1	1	1		2			1	1		1	1	1	1	1
Losses		1	2	2	2	2	1	1	2		1		1	1	1	1			1					

OHIO STATE RECORD WHEN...

DAY	Under Holtmann	22-23
On Monday	9-1	1-1
On Tuesday	15-5	1-1
On Wednesday	21-10	5-2
On Thursday	19-17	4-6
On Friday	11-5	1-0
On Saturday	25-15	2-4
On Sunday	23-22	2-5

MONTH	Under Holtmann	22-23
In November	29-8	5-2
In December	29-6	4-1
In January	24-24	2-7
In February	26-20	1-7
In March	14-17	4-2

OVERTIME	Under Holtmann	22-23
At home	1-1	0-0
On road	2-1	0-1
Neutral site	1-4	0-1

HALVES	Under Holtman	22-23
Leading at halftime	104-19	16-5
Trailing at halftime	15-54	0-13
Tied at halftime	4-2	0-1

VS. RANKED	Under Holtmann	22-23
vs. ranked team at home	10-7	1-1
vs. ranked team on road	7-13	0-2
vs. ranked team on neutral site	6-11	1-2

REBOUNDS	Under Holtmann	22-23
OSU has more rebounds	96-26	14-6
OSU has fewer rebounds	25-44	2-12
Rebounds are tied	2-4	0-1

ASSISTS	Under Holtmann	22-23
OSU has 15 or more	64-13	9-2
OSU has 20 or more	13-0	3-0
Allow 9 or fewer	35-13	7-3

TURNOVERS	Under Holtmann	22-23
OSU has 10 or fewer	38-23	7-9
OSU has fewer than opponent	51-21	4-4
Force 15 or more	23-11	1-0

BLOCKS	Under Holtman	22-23
OSU has 5 or more	47-11	8-2
OSU has 0 blocks	3-4	0-0
Opponent has 5 or more	20-22	4-4

STEALS	Under Holtmann	22-23
OSU has 10 or more	8-0	1-0
OSU has 5 or more	74-43	9-12
Opponent has 10 or more	4-7	0-0

EXTRA POSSESSION	Under Holtmann	22-23
OSU has more rebounds & fewer turnovers	48-12	5-2

OSU POINTS	Under Holtmann	22-23
OSU scores 49 or fewer	0-3	0-1
OSU scores 50-59	2-15	0-1
OSU scores 60-69	22-35	4-9
OSU scores 70-79	45-18	4-7
OSU scores 80-89	35-4	3-1
OSU scores 90-99	17-0	5-0
OSU scores 100+	2-0	0-0

OPP POINTS	Under Holtmann	22-23
Opponent scores 49 or fewer	11-0	1-0
Opponent scores 50-59	37-0	8-0
Opponent scores 60-69	47-22	5-6
Opponent scores 70-79	21-31	2-4
Opponent scores 80-89	7-17	0-8
Opponent scores 90-99	0-5	0-1
Opponent scores 100+	0-0	0-0

SHOOTING %	Under Holtmann	22-23
OSU shoots 50% or better (FG)	52-8	9-3
OSU shoots 40% or better (3FG)	52-19	9-7
OSU shoots 80% or better (FT)	44-20	6-6
Opp shoots under 40% (FG)	60-13	10-1
Opp shoots under 30% (3FG)	54-19	12-4

3-PT FGS	Under Holtmann	22-23
OSU makes 10 or more	44-11	3-2
OSU makes 5 or fewer	24-27	2-9
Opponent makes 5 or fewer	34-15	9-3

FT ATTEMPTS	Under Holtmann	22-23
OSU attempts more FT	86-23	13-5
OSU attempts fewer FT	34-47	3-13

STARTING LINEUP	22-23
Thornton, McNeil, Likekele, Sueing, Key	6-4
Thornton, McNeil, Sueing, Sensabaugh, Key	4-4
Thornton, Gayle Jr., Sueing, Sensabaugh, Okpara	3-3
Thornton, Gayle Jr., Likekele, Sensabaugh, Key	1-0
Thornton, McNeil, Gayle Jr., Sueing, Okpara	1-1
Thornton, McNeil, Likekele, Sueing, Okpara	1-1
Thornton, McNeil, Sueing, Sensabaugh, Okpara	0-1
Thornton, McNeil, Sueing, Sensabaugh, Brown III	0-1
Thornton, McNeil, Likekele, Sensabaugh, Key	0-2
Thornton, Gayle Jr., Sueing, Sensabaugh, Key	0-2

PLAYER	Career	22-23
<b>Eugene Brown III</b>		
Scores 5 or more points	6-5	1-1
Makes multiple three-pointers	3-0	0-0
Grabs 4 or more rebounds	8-5	1-0

Zed Key	Career	22-23
Scores 10 or more points	23-9	9-7
Scored 20 or more points	2-1	1-1
Grabs 10 or more rebounds	8-4	6-2
Records a double-double	6-2	5-1
Makes a three-pointer	3-2	3-2
Has 2 or more blocks	13-4	4-2

Isaac Likekele	Career	22-23
Scores 10 or more points		2-0
Grabs 6 or more rebounds		4-4
Has 5 or more assists		4-2

Sean McNeil	Career	22-23
Scores 10 or more points		8-8
Makes 3 or more three-pointers		4-4
Grabs 5 or more rebounds		2-1
Has 4 or more assists		1-0

Felix Okpara	Career	22-23
Scores 10 or more points		3-0
Makes a three-pointer		1-0
Grabs 10 or more rebounds		2-0
Records a double-double		2-0
Has 2 or more blocks		8-4

Brice Sensabaugh	Career	22-23
Scores 10 or more points		14-15
Scores 20 or more points		3-8
Makes 3 or more three-pointers		6-5
Grabs 6 or more rebounds		7-7
Records a double-double		0-3
Has 5 or more assists		2-0

Justice Sueing	Career	22-23
Scores 10 or more points	26-14	13-10
Scores 20 or more points	2-2	2-1
Makes multiple three-pointers	7-6	5-3
Grabs 10 or more rebounds	6-2	1-2
Records a double-double	5-0	1-0
Has 3 or more steals	4-0	1-0
Has 3 or more assists	9-5	5-3

Bruce Thornton	Career	22-23
Scores 10 or more points		10-9
Scored 20 or more points		2-2
Makes 3 or more three-pointers		2-2
Grabs 5 or more rebounds		3-3
Has 4 or more assists		8-1
Has a positive assist/turnover ratio		13-8



## THE LAST TIME OHIO STATE...

**REBOUNDS****Team**

50 Rebounds vs. Big Ten	52, vs. Eastern Illinois (11/16/22)
60 Rebounds	51, at Illinois (1/28/16)
	61, vs. Marshall (11/25/16)

**Individual**

15 Rebounds	15, E.J. Liddell at Minnesota (1/27/22)
20 Rebounds	22, Herb Williams vs. Marshall (11/28/77)
25 Rebounds	30, Jerry Lucas (3/9/62)
Three Players with 10 Rebounds	Carter, Jent, Robinson, vs. Tenn. State (12/17/90)
12+ Rebounds before halftime	12, Trevor Thompson vs. Youngstown St. (12/20/16)

**ASSISTS****Team**

30 or More Assists	30, vs. VMI (11/23/11)
25 or More Assists vs. Big Ten	27, vs. Bowling Green (11/15/21)
Five or Fewer Assists	25, vs. Maryland (11/18/18)
	5, vs. Michigan State (2/12/23)

**Individual**

10 Assists	10, Keyshawn Woods vs. UCLA (12/22/18)
15 Assists	16, Shannon Scott vs. Sacred Heart (11/23/14)
Consecutive games with 10 or more	Shannon Scott: 14 vs. Marquette (11/18/14); 16 vs. Sacred Heart (11/23/14)
3 consecutive games with 10 or more	Shannon Scott: 11 vs UMass-Lowell (11/14/14); 14 vs. Marquette (11/18/14); 16 vs. Sacred Heart (11/23/14)
Most assists in back to back games	30, Shannon Scott: 14 vs. Marquette (11/18/14); 16 vs. Sacred Heart (11/23/14)
Most assists in 3 consecutive games	41, Shannon Scott: 11 vs UMass-Lowell (11/14/14); 14 vs. Marquette (11/18/14); 16 vs. Sacred Heart (11/23/14)

**TURNOVERS****Team**

Five or Fewer Turnovers vs. Big Ten	5, vs. Michigan State (3/10/23)
	5, vs. Michigan State (3/10/23)

**STEALS****Team**

15 or More vs. Big Ten	15, vs. Mercer (12/22/15)
10 or More vs. Big Ten	17, vs. Michigan (2/5/05)
10+ in consecutive games	10, vs. Iowa (3/9/23)
10+ in 3 consecutive games	10, vs. Iowa (3/9/23)
	10 vs. Illinois (1/3/15); 10 at Minnesota (1/6/15)
	10 vs High Point (12/10/14); 10 vs. Morehead St. (12/13/14); 18 vs. NC A&T (12/17/14)
0 steals	vs. Michigan (2/16/16)

**Individual**

5 Steals	5, Jamari Wheeler vs. Northwestern (1/9/22)
3 Players 3 or more	Scott (3), Craft (3), Ravenel (3) vs. Minnesota (2/20/13)

**BLOCKS**

10+ Blocks Team vs. Big Ten	10, at Wisconsin (1/12/17)
0 Blocked Shots vs. Big Ten	10, at Wisconsin (1/12/17)
6 players with at least 1 block	vs. Houston (3/24/19)
7 players with at least 1 block	vs. Maryland (1/18/19)
3 players with at least 3 blocks	vs. Nebraska (1/14/20)
	vs. North Carolina (12/20/14)
	Thompson (3), Bell (3), Bates-Diop (3)
	vs. Youngstown St. (12/20/16)

**Individual**

5 Blocks	5, Felix Okpara, vs. Michigan State (3/10/23)
10 Blocks	11, Ken Johnson, vs. Iowa (2/9/00)

**PLAYER USAGE**

Six Players Used	vs. Michigan State (2/21/10)
Seven Players Used	vs. Akron (3/15/16)
Playing 40 Minutes (non-OT)	Andre Wesson vs. Illinois (3/5/20)
Playing 45 Minutes (OT)	Keita Bates-Diop at Indiana-OT (2/23/18)
Played 50 Minutes (2OT)	David Lighty, William Buford vs. Illinois-2ot (3/13/10)

**FOULS**

Three Players Fouled Out vs. Big Ten	Likekele, Sensabaugh, Brown III, at Duke (11/30/22)
	A. Wesson, K. Wesson, Muhammad, vs. Michigan State (1/5/19)

**MARGIN OF VICTORY**

40-Point Victory vs. Big Ten	107-61 (+46) vs. Purdue Fort Wayne (11/11/18)
30-Point Victory vs. Big Ten	102-62 (+40), vs. Northwestern (1/10/91)
30+ Pt. Wins, Back-to-Back Home Games	90-59 (+31) vs. Alabama A&M (12/29/22)
	90-54 (+36) vs. Nebraska (12/30/20)
	95-61 (+34) vs. Maine (12/21/22)
	90-59 (+31) vs. Alabama A&M (12/29/22)
3 30-point Big Ten wins, season	vs. Northwestern (87-54), Nebraska (71-40), at Nebraska (79-45) in 2012
	97-43 (+54) vs. High Point (12/10/14)
	100-40, vs. UT Martin (12/27/10)
	116-44, vs. Chicago State (11/30/91)
	88-2, vs. Ohio (2/6/1903)

**Halftime/Deficits**

20+ Point Lead at Halftime vs. Big Ten	47-26 (+21), vs. Maine (12/21/22)
30-Point Lead at Halftime	49-26 (+23), at Wisconsin (12/2/17)
30+ Deficit at Halftime	47-17 (+30), vs. Northeastern (11/19/17)
20+ Deficit at Halftime	48-18 (-30) at Indiana (1/10/16)
10-Point Halftime Deficit Overcome	45-21 (-24) at Penn State (2/15/18)
10-Point Deficit Overcome (any point)	-15, Duke (11/30/21), down 43-30, W 71-66
	-11 at Iowa (2/4/21), down 61-50 14:29-2nd W 89-85
20-Point Halftime Deficit Overcome	-20, vs. Penn State (3/3/01)
20-Point Deficit Overcome	-20, at No. 6 Purdue (1/30/22), down 52-32 14:35-2nd, L 78-81
15-19 Point Deficit Overcome	-15, vs. Duke (11/30/21), 45-30 (19:36/2nd), W 71-66

**VS. RANKED OPPONENTS**

Ohio State Played a Ranked Opponent	
Ohio State Win	73-62, vs. No. 21 Maryland (3/1/23)
Ohio State Loss	55-82, at No. 3 Purdue (2/19/23)
Ohio State Played an AP No. 1-Ranked Team	
Ohio State Win	71-66, vs. No. 1 Duke (11/30/21)
Ohio State Loss	69-71, vs. No. 1 Purdue (1/5/23)
Ohio State Played an AP Top 5 Team	
Ohio State Win	71-66, vs. No. 1 Duke (11/30/21)
Ohio State Loss	66-80, vs. No. 5 Purdue (3/11/23)
Ohio State Played an AP Top 10 Team	
Ohio State Win	71-66, vs. No. 1 Duke (11/30/21)
Ohio State Loss	66-80, vs. No. 5 Purdue (3/11/23)

**OVERTIME**

Overtime Game	
Ohio State Home Win	80-69, Indiana (2/21/22)
Ohio State Home Loss	73-67, Wisconsin (3/10/19)
Ohio State Neutral Win	87-78, vs. Purdue (3/12/21 1ot)
Ohio State Neutral Loss	84-89, vs. North Carolina (12/17/22)
Ohio State Away Win	87-79, at Nebraska (1/2/22 1ot)
Ohio State Away Loss	68-64, at Rutgers (1/15/23)
Double Overtime Game	
Ohio State Win	80-78, at Indiana (2/23/18 2ot)
Ohio State Loss	74-72, vs. Siena (3/20/09)
Triple Overtime Game	
Ohio State Win	93-92, vs. Purdue (3/5/81)
Ohio State Loss	97-96, vs. Rutgers (12/30/78)

**ONE-POINT GAMES**

Ohio State Home Win	67-66, Rutgers (12/8/22)
Ohio State Home Loss	58-57, Nebraska (2/18/17)
Ohio State Neutral Win	68-67, vs. No. 4 Michigan (3/13/21)
Ohio State Neutral Loss	69-68 vs. Penn State (3/2/18)
Ohio State Away Win	71-70, at Penn State (2/28/17)
Ohio State Away Loss	71-70, at Northwestern (12/26/20)

**OPENERS**

Home Openers	
Ohio State Win	91-53, vs. Robert Morris (11/7/22)
Ohio State Loss	73-53, vs. Georgia Tech (12/16/03)
Road Opener	
Ohio State Win	90-85, at Notre Dame (12/8/20)
Ohio State Loss	72-81, at Duke (11/30/22)
Neutral Opener	
Ohio State Win	79-76, vs. Seton Hall (11/22/21)
	Rocket Mortgage Fort Myers Tip-off, Fort Myers, Fla.
Ohio State Loss	77-88, vs. No. 17 San Diego State (11/22/22)
	Maui Invitational, Lahaina, Hawaii

## THE LAST TIME AN OPPONENT...

## SCORING

## Team

Scored 100 Points in OT	100, at Maryland (1/16/15)
Scored 120 Points	113, LSU (2-OT) (1/15/10)
Scored 50 or Fewer Points By a Big Ten Opponent	122, Indiana (2/2/59)
	43, vs. Eastern Illinois (11/16/22)
	45, vs. Minnesota (2/15/22)

## Half

50 Points Scored at Halftime	54, Indiana (3/4/17)
60 Points Scored at Halftime	61, Illinois (2/17/88)
50 Points Scored in Either Half By a Big Ten Opponent	51 (2nd), San Diego State (11/22/22)
60 Points Scored in Either Half	50 (2nd), Michigan State (1/5/19)
15 or Fewer Pts Scored before Half By a Big Ten Opponent	63 (2nd), Penn State (2/16/98)
20 or Fewer Points Scored during a Half By a Big Ten Opponent	14, Stetson (11/18/19)
	15, at Rutgers (1/14/18)
	18 (1), vs. Wisconsin (3/8/23)
	18 (1), vs. Wisconsin (3/8/23)

## Individual

40+ Points by a Player	43, Brandon Paul, Illinois (1/10/12)
30+ Points by a Player	32, Zach Edey, vs. No. 5 Purdue (3/11/23)
Triple-Double (Pts./Reb./Asts.)	Zavier Simpson (11p/10r/12a), Michigan (1/29/19)
Two Players with 20 Points	Armando Bacot (25), Caleb Love (22), RJ Davis (21) vs. North Carolina (12/17/22)
Three Players with 20 Points	Armando Bacot (25), Caleb Love (22), RJ Davis (21) vs. North Carolina (12/17/22)
Two Players with 25 Points	Kevin Obanor (30), Max Abmas (29), Oral Roberts (3/19/21 ot)
Player scored 20+ Points off the Bench	21, Jaden Ivey, No. 6 Purdue (1/30/22)

## Double Figures

Five Players in Double Figures	at Michigan State (3/4/23); Hoggard (23), Hauser (16), Walker (15), Akins (13), Hall (10)
By Big Ten Opponent	at Michigan State (3/4/23); Hoggard (23), Hauser (16), Walker (15), Akins (13), Hall (10)
Six Players in Double Figures	No. 3 Illinois (3/14/21); Cockburn (16), Frazier (10), Dosunmu (16), Curbelo (16), Bezhaniashvili (12), Williams (13)
By Big Ten Opponent	No. 3 Illinois (3/14/21); Cockburn (16), Frazier (10), Dosunmu (16), Curbelo (16), Bezhaniashvili (12), Williams (13)
Zero Players in Double Figures	Louisiana-Monroe (12/27/13)
Zero Starters in Double Figures	Rutgers (2/13/20), OSU win 72-66

## FIELD GOALS

30 Field Goals	37 (65), at Iowa (2/16/23)
By Big Ten Opponent in OT	37 (65), at Iowa (2/16/23)
20 or Fewer Field Goals	32 (72), vs. North Carolina (12/17/22)
By Big Ten Opponent	19 (67), at Northwestern (1/1/23)
20 or Fewer FGs in back to back games	19 (67), at Northwestern (1/1/23)
By Big Ten Opponents	19 (42), Indiana (2/1/20)
	20 (60), Michigan (2/4/20)
	19 (42), Indiana (2/1/20)
	20 (60), Michigan (2/4/20)
15 or Fewer Field Goals	15 (56), vs. Loyola Chicago (3/18/22)
By Big Ten Opponent	15 (53), at Illinois (2/15/14)
1-5 2-pt FGs made in a half	2 (17)-1st, at Cincinnati (11/7/18)

## Field Goal Attempts

40 or Fewer Attempts	40 (13), IUPUI (1/18/22)
70+ Attempts	72 (32), vs. North Carolina (12/17/22)
By Big Ten Opponent	77 (28), vs. Minnesota (3/11/21)
80 Attempts	91 (36), George Mason (12/9/95)
90 Attempts	91 (36), George Mason (12/9/95)

## Field Goal Percentage

70 Percent Shooting	.733 (33-45), Michigan State (2/7/04)
60 Percent Shooting	.667 (34-51), at Michigan State (3/5/16)
by Big Ten Opponent	.667 (34-51), at Michigan State (3/5/16)
50 Percent Shooting	.547 (29-53), at Michigan State (3/4/23)
By Big Ten Opponent	.547 (29-53), at Michigan State (3/4/23)
Under 30 Pct. Shooting	.284 (19-67), at Northwestern (1/1/23)
by Big Ten Opponent	.284 (19-67), at Northwestern (1/1/23)
Consecutive Opps. Under 30 Pct. Shooting	.275 (14-51) Western Carolina (11/21/16);
	.295 (18-61) Jackson State (11/23/16)
Under 20 Pct. Shooting	.185 (10-54) vs. La.-Monroe (12/27/13)
Under 20 Pct. Shooting/Half	.190 (4-21)2nd IUPUI (1/18/22) OSU W 83-37

## THREE-POINTERS

10 3-Pointers	12 (20), at Michigan State (3/4/23)
By Big Ten Opponent	12 (20), at Michigan State (3/4/23)
17 3-Pointers	17 (35), UMBC (12/29/07)
Most By Big Ten Opponent	16 (26), Purdue (2/7/98)
Zero 3-Pointers	0/13, Minnesota (12/2/18)
By Big Ten Opponent	0/13, Minnesota (12/2/18)

More 3s than 2s	13/12, vs. No. 1 Purdue (1/5/23)
Back to Back teams with more 3s than 2s	10/9 at No. 5 Louisville (12/2/14);
	11/7 vs. Colgate (12/6/14)
Equal 3s and 2s	12 each, vs. Northwestern (2/9/23)
Back to Back with 10+ 3-pointers	10 (31) at Michigan (2/4/20);
	12 (32) at Wisconsin (2/9/20)

## Three-Point Attempts

40 or More Attempts	43 (13) Citadel (11/19/17)
30 or More Attempts	31 (13) vs. No. 1 Purdue (1/5/23)
By Big Ten Opponent	31 (13) vs. No. 1 Purdue (1/5/23)
10 or Fewer Attempts	9, Jackson State (11/18/11)
By Big Ten Opponent	5, Michigan State (2/15/11)

## FREE THROWS

## Team

25 Free Throws Made	27 (33), at Maryland (1/8/23)
By Big Ten Opponent	27 (33), at Maryland (1/8/23)
30 Free Throws	30 (37), Michigan State (1/5/19)
5 or Fewer Made Free Throws	5 (7), vs. Alabama A&M (12/29/22)
By Big Ten Opponent	5 (8), vs. Rutgers (12/8/22)
Perfect from Foul Line (at least 10 made)	11/11, Michigan (3/6/22)
0 Free Throws	0 (0) Wisconsin (1/29/13)

## Attempts

5 or Fewer Free Throws Attempted	1 (1), vs. Michigan State (2/12/23)
By Big Ten Opponent	1 (1), vs. Michigan State (2/12/23)
10 or Fewer Free Throws Attempted	10 (8), vs. No. 1 Purdue (1/5/23)
By Big Ten Opponent	10 (8), vs. No. 1 Purdue (1/5/23)
30 Free Throws Attempted	33 (27), at Maryland (1/8/23)
By Big Ten Opponent	33 (27), at Maryland (1/8/23)
40 Free Throws Attempted	46, Wisconsin (2/6/02)
By Big Ten Opponent	46, Wisconsin (2/6/02)
0 free throws attempted	Wisconsin (1/29/13)

## Individual

Perfect From Foul Line (min. 10 FTA)	10-10, Xavier Johnson, Indiana (2/21/22)
20 Free Throws	20 (22), Glenn Robinson, Purdue (2/23/94)
15 Free Throws	16 (18), Devin Harris, Wisconsin (2/14/04)

## REBOUNDS

## Team

50 Rebounds	53, vs. North Carolina (12/20/14)
15 or Fewer	14, Presbyterian (12/15/07)

## Individual

15+ Rebounds	15, Armando Bacot, vs. North Carolina (12/17/22)
--------------	--

## ASSISTS

## Team

Five or Fewer Assists	4, vs. No. 21 Seton Hall (11/22/21)
-----------------------	-------------------------------------

## Individual

10 Assists	13, Connor McCaffery, at Iowa (2/16/23)
By Big Ten Opponent	11, Alonzo Verge Jr., Nebraska (3/1/22)
15 Assists	15, Tony Miller, Marquette (12/12/93)

## TURNOVERS

## Team

Five or Fewer Turnovers	4, vs. Penn State (2/23/23)
By Big Ten Opponent	4, vs. Penn State (2/23/23)
25 Turnovers	25, Mercer (12/22/15)
By Big Ten Opponent	27, Nebraska (1/21/12)
30 Turnovers	33, Denver (12/7/00)

## Individual

10 Turnovers	10, Corey Hemphill, Tennessee Tech (11/24/98)
--------------	---

## STEALS

## Team

10 or More	13, vs. No. 23 Florida (11/24/21)
By Big Ten Opponent	11, at Indiana (1/11/20)

## Individual

5 Steals by a Player	5, Carlos Jurgens, Oral Roberts (3/19/21 ot)
5 Steals by 2 players	5, Jamari Wheeler, Josh Reaves, Penn State (2/7/19)

## BLOCKS

## Team

10+ Team	12, Minnesota (1/8/17)
By Big Ten Opponent	12, Minnesota (1/8/17)
Zero Blocked Shots	vs. Wisconsin (2/2/23)
By Big Ten Opponent	vs. Wisconsin (2/2/23)
3 Consecutive Games 0 Blocks	Mercer, SCSU, Minnesota (2015-16)
4 Consecutive Games 0 Blocks	Mercer, SCSU, Minnesota, Illinois (2015-16)
Back-to-Back Big Ten games 0 blocks	Minnesota (12/30/15), Illinois (1/3/16)



2022-23 SEASON IN REVIEW



**EXHIBITION GAME**  
**NOVEMBER 1, 2022**  
**CHAMINADE 57**  
**OHIO STATE 101**  
*Value City Arena (7,884)*  
*Columbus, Ohio*

CHAMINADE	FG	3FG	FT	O	D	T	PF	TP	A	T	BS	S	MP				
25 Ator	f	1	6	0	1	2	2	2	0	0	1	2	28				
34 Harris	f	4	8	1	5	0	2	2	4	1	9	0	11	1	22		
00 Olsen	g	5	12	2	5	0	1	5	6	1	12	2	3	0	26		
11 Reeves	g	3	12	1	6	2	2	3	2	5	1	9	1	1	2	27	
55 Amara-Arthare	g	4	16	2	7	2	3	2	4	0	12	1	1	0	29		
01 Driggs	g	1	4	0	1	0	1	2	3	0	2	0	1	0	1	15	
02 Brattain	g	1	6	0	3	1	2	3	3	3	3	0	2	0	0	19	
03 Bready	g	2	4	0	1	3	4	2	3	5	0	7	0	3	1	0	13
04 Villa	g	0	4	0	3	0	0	0	0	0	0	0	1	0	0	0	11
21 Renane	g	0	1	0	0	1	2	0	2	2	1	1	0	3	0	0	10
22 Frawley	g	0	1	0	1	0	0	0	0	0	0	0	0	0	0	0	2
24 Young	g	0	0	0	0	0	0	0	0	0	0	0	0	0	0	0	5
33 Shackelford	g	0	2	0	0	0	0	1	1	0	0	0	0	0	0	0	3
TEAM																	
Totals.....		21	76	6	33	9	13	16	25	41	10	57	5	15	3	6	200

OSU	FG	3FG	FT	O	D	T	PF	TP	A	T	BS	S	MP				
10 Sensabaugh	f	3	11	0	1	2	2	1	7	8	3	2	1	24			
23 Key	f	7	9	0	2	1	3	3	2	5	0	15	0	16			
02 Thornton	g	1	7	0	2	0	0	4	4	2	2	11	2	0	26		
04 McNeil	g	3	7	3	5	0	0	4	4	0	9	2	1	0	0	23	
13 Likekele	g	4	6	1	1	1	0	4	4	3	10	3	0	0	3	20	
00 Holden	g	10	12	2	2	3	4	2	4	6	1	25	1	1	1	24	
01 Gayle Jr.	g	6	7	2	2	0	0	2	2	2	14	3	1	1	2	20	
15 Hardman	g	4	6	4	6	0	0	0	0	0	12	0	0	0	0	10	
24 Etzler	g	0	3	0	2	0	0	0	0	0	1	0	0	1	0	7	
34 Okpara	g	2	3	0	0	0	0	3	6	9	2	4	0	0	3	0	21
42 Baumann	g	1	1	0	0	0	0	1	1	0	2	0	0	0	0	0	3
44 Spencer	g	0	2	0	0	0	0	2	2	0	0	1	1	0	0	0	6
TEAM																	
Totals.....		41	74	12	23	7	10	9	40	49	12	101	24	11	7	8	200

	1st	2nd	Total	FG%	3pFG%	FT%
Chaminade	23	34	57	27.6	18.2	69.2
Ohio State	46	55	101	55.4	52.2	70.0

Officials: Michael Griffith, Bill Ek, Larry Scirotto

Points	In Paint	Off T/O	2nd Chance	Fast Break	Bench	Time In Lead	Largest Lead
Chaminade	22	13	15	7	13	1:53	3
Ohio State	54	15	10	18	57	36:44	47



**GAME 1**  
**NOVEMBER 7, 2022**  
**ROBERT MORRIS 53**  
**OHIO STATE 91**  
*Value City Arena (9,141)*  
*Columbus, Ohio*

RMU (0-1)	FG	3FG	FT	O	D	T	PF	TP	A	T	BS	S	MP				
02 Spear	f	3	8	0	2	1	6	3	2	5	2	7	0	1	0	28	
11 Walker	f	4	8	0	3	2	4	4	2	6	3	10	0	1	0	22	
05 Cheeks	g	7	15	3	7	0	0	2	2	2	17	0	2	1	0	32	
12 Last	g	1	5	0	1	1	1	2	4	6	4	3	0	3	0	19	
32 Corbin	g	1	12	0	6	0	0	0	0	1	2	2	0	0	0	35	
01 Wainwright	g	1	5	1	3	2	2	0	1	1	5	0	1	0	0	15	
13 Jeffries	g	0	0	0	0	0	0	0	1	1	0	0	0	0	0	2	
20 Frascone	g	0	0	0	0	0	0	0	0	0	0	0	0	0	0	1	2
21 Mayers	g	1	2	0	0	0	3	4	1	2	2	5	2	1	0	1	19
22 Martina	g	0	2	0	1	0	0	0	0	0	1	0	0	0	0	0	5
23 Ford	g	1	3	0	0	0	0	0	1	1	0	2	2	1	0	1	17
24 O'Grady	g	1	2	0	0	0	0	0	0	0	0	2	0	0	0	0	2
31 Arvanitis	g	0	1	0	0	0	0	0	0	0	0	0	0	0	0	0	2
TEAM																	
Totals.....		20	63	4	24	9	17	13	14	27	16	53	6	11	1	5	200

OSU (1-0)	FG	3FG	FT	O	D	T	PF	TP	A	T	BS	S	MP				
14 Sueing	f	8	14	2	3	2	4	1	1	2	0	20	2	1	3	24	
23 Key	f	4	5	2	3	3	6	4	6	10	2	13	0	1	0	21	
02 Thornton	g	1	4	1	2	0	0	2	2	1	3	4	2	0	0	24	
04 McNeil	g	2	5	2	3	0	0	0	0	2	6	2	0	1	0	24	
13 Likekele	g	4	9	0	1	1	2	2	7	9	1	9	6	1	2	30	
00 Holden	g	5	5	1	1	1	1	2	3	1	12	0	1	0	0	18	
01 Gayle Jr.	g	3	5	1	2	0	0	2	3	2	7	3	1	0	0	15	
10 Sensabaugh	g	5	8	1	4	6	8	2	7	2	17	1	3	0	1	18	
15 Hardman	g	0	1	0	1	0	0	0	0	0	0	0	0	0	0	4	
24 Etzler	g	0	1	0	1	0	0	0	2	2	1	0	0	1	0	4	
34 Okpara	g	2	3	0	0	0	0	2	2	2	4	0	0	1	0	13	
42 Baumann	g	0	0	0	0	0	0	1	1	0	0	0	0	0	0	3	
44 Spencer	g	0	1	0	0	0	0	1	0	1	0	0	0	1	0	2	
TEAM																	
Totals.....		34	61	10	21	13	21	14	34	48	14	91	18	14	5	6	200

	1st	2nd	Total	FG%	3pFG%	FT%
Robert Morris	28	25	53	31.7	16.7	52.9
Ohio State	42	49	91	55.7	47.6	61.9

Officials: Steve McJunkins, Luke Chittum, Courtney Green

Points	In Paint	Off T/O	2nd Chance	Fast Break	Bench	Time In Lead	Largest Lead
Robert Morris	22	11	7	0	14	2:01	2
Ohio State	44	11	16	11	40	37:04	40



**GAME 2**  
**NOVEMBER 10, 2022**  
**CHARLESTON SO. 56**  
**OHIO STATE 82**  
*Value City Arena (8,409)*  
*Columbus, Ohio*

CSU (1-1)	FG	3FG	FT	O	D	T	PF	TP	A	T	BS	S	MP				
14 Kelly	f	4	7	0	0	3	6	2	3	5	1	11	1	2	1	0	27
34 Faye	f	1	5	1	3	0	0	1	2	3	4	3	0	1	0	0	33
04 Bryan	g	1	6	0	2	0	0	3	2	5	0	2	0	2	0	1	25
13 Chavez	g	5	10	3	7	0	0	0	1	1	1	13	0	1	0	1	28
22 Johnson	g	1	11	0	2	2	2	0	3	3	4	2	1	0	0	0	23
12 Harris Jr.	g	6	16	0	4	0	0	0	1	1	2	12	3	1	1	0	29
21 Dodd	g	0	0	0	0	0	0	0	1	0	1	0	0	0	0	0	4
24 Duhart Jr.	g	2	5	0	1	0	0	3	1	4	0	4	0	0	0	1	16
55 Berry	g	2	5	1	3	2	2	1	3	4	2	7	0	0	0	0	15
TEAM																	
Totals.....		22	65	5	22	7	10	11	17	28	13	56	6	9	2	3	200

OSU (2-0)	FG	3FG	FT	O	D	T	PF	TP	A	T	BS	S	MP				
14 Sueing	f	3	7	0	3	5	5	1	2	3	0	11	1	1	0	0	21
23 Key	f	8	10	0	0	1	1	6	7	13	1	17	1	1	0	0	21
02 Thornton	g	2	3	0	1	4	4	0	0	0	0	8	2	1	0	0	23
04 McNeil	g	5	10	2	5	1	1	3	6	6	13	0	1	0	1	24	
13 Likekele	g	2	4	0	0	0	1	1	4	5	1	4	4	1	0	0	21
00 Holden	g	0	2	0	1	2	2	0	5	5	3	2	4	0	0	0	19
01 Gayle Jr.	g	3	5	1	1	2	2	0	1	3	9	1	2	1	0	20	
10 Sensabaugh	g	6	12	1	3	1	2	1	3	4	0	14	0	2	0	0	18
15 Hardman	g	0	0	0	0	0	0	0	0	0	0	0	0	0	0	0	4
24 Etzler	g	0	1	0	1	0	0	0	3	3	1	0	0	0	0	0	6
34 Okpara	g	1	4	0	0	0	0	1	3	4	2	2	0	0	1	1	19
44 Spencer	g	1	2	0	0	0	0	1	1	2	0	2	0	0	0	0	4
TEAM																	
Totals.....		31	60	4	15	16	18	14	33	47	11	82	11	14	2	2	200

	1st	2nd	Total	FG%	3pFG%	FT%
Charleston So.	22	34	56	33.8	22.7	70.0
Ohio State	46	36	82	51.7	26.7	88.9

Officials: Brian Dorsey, Michael Kitts Jr., Chad Barlow

Points	In Paint	Off T/O	2nd Chance	Fast Break	Bench	Time In Lead	Largest Lead
Charleston So.	20	10	6	0	23	:42	2

2022-23 SEASON IN REVIEW



**GAME 6**  
**NOVEMBER 23, 2022**  
 21/20 **TEXAS TECH 73**  
**OHIO STATE 80**  
*Lahaina Civic Center (2,400)*  
*Lahaina, Hawaii*


OSU (5-1)	FG	3FG	FT	O	D	T	PF	TP	A	T	BS	S	MP				
00 Obanor	f	7	12	2	4	3	3	1	3	4	3	19	0	4	0	2	35
12 Batcho	f	7	10	1	1	6	7	3	3	6	4	21	2	2	0	1	34
02 Isaacs	g	3	9	0	4	2	2	0	2	2	2	8	5	2	0	1	34
20 Tyson	g	4	8	2	3	0	0	5	1	6	1	10	0	1	2	1	21
23 Harmon	g	5	11	0	4	0	0	0	3	3	3	10	6	0	0	0	33
01 Washington	g	0	0	0	0	0	0	0	0	0	1	0	1	0	0	0	9
04 Jennings	g	0	1	0	0	0	0	0	1	1	2	0	0	0	0	0	7
05 Allen	g	1	1	0	0	0	0	0	0	0	0	2	0	0	0	0	3
22 Fisher	g	1	2	0	1	1	1	0	2	2	1	3	0	0	0	1	17
24 Walton	g	0	1	0	1	0	0	1	1	1	1	0	0	0	0	0	7
TEAM																	1
Totals.....	28	55	5	18	12	13	9	16	25	18	73	14	10	2	6	200	

TTU (4-2)	FG	3FG	FT	O	D	T	PF	TP	A	T	BS	S	MP				
14 Sueing	f	12	19	1	5	8	8	4	4	8	0	33	5	1	0	2	31
23 Key	f	2	5	0	0	5	5	2	1	3	2	9	2	2	2	1	30
02 Thornton	g	3	6	3	4	0	0	1	3	4	0	9	4	2	0	1	39
04 McNeil	g	3	10	2	7	5	5	0	1	1	4	13	0	3	0	0	31
13 Likekele	g	2	3	0	0	0	1	1	2	3	4	3	0	0	2	3	31
00 Holden	g	0	1	0	0	0	0	2	2	0	0	0	0	0	0	0	9
01 Gayle Jr.	g	0	1	0	1	0	0	0	1	1	1	0	0	0	0	0	7
10 Sensabaugh	g	4	6	2	3	0	0	0	0	0	2	10	1	1	0	0	12
34 Okpara	g	1	1	0	0	0	0	0	3	3	1	2	0	1	0	0	10
TEAM																	1
Totals.....	27	52	8	20	18	18	9	17	26	13	80	15	10	2	6	200	

	1st	2nd	Total	FG%	3pFG%	FT%
Texas Tech	37	36	73	50.9	27.8	92.3
Ohio State	41	39	80	51.9	40.0	100.0

Officials: Randy Richardson, Rob Riley, Paul Szelc

Points	In Paint	Off T/O	2nd Chance	Fast Break	Bench	Time In Lead	Largest Lead
Texas Tech	34	9	18	2	5	1:49	3
Ohio State	28	11	17	10	12	37:03	13



**GAME 7**  
**NOVEMBER 30, 2022**  
 #25/25 **OHIO STATE 72**  
 #17/16 **DUKE 81**  
*Cameron Indoor Stadium (9,314)*  
*Durham, N.C.*

OSU (5-2)	FG	3FG	FT	O	D	T	PF	TP	A	T	BS	S	MP				
14 Sueing	f	4	10	0	1	4	4	3	2	5	5	12	1	3	0	0	26
23 Key	f	7	9	0	1	7	8	4	4	8	4	21	1	3	3	1	33
02 Thornton	g	5	8	1	2	0	0	0	0	0	1	11	2	4	0	1	36
04 McNeil	g	5	13	2	7	2	2	1	2	3	1	14	1	1	0	0	35
13 Likekele	g	2	3	0	1	1	4	1	6	7	5	5	1	0	0	1	25
00 Holden	g	0	1	0	0	0	0	0	0	0	1	0	0	0	0	0	15
01 Gayle Jr.	g	1	4	0	1	1	2	0	2	2	2	3	0	1	0	0	9
10 Sensabaugh	g	2	6	0	0	0	0	0	1	1	5	4	0	3	1	1	14
34 Okpara	g	0	1	0	0	0	2	2	2	4	1	2	0	1	0	0	7
TEAM																	1
Totals.....	26	55	3	13	17	22	12	19	31	25	72	6	16	4	4	200	

DUKE (7-2)	FG	3FG	FT	O	D	T	PF	TP	A	T	BS	S	MP				
25 Mitchell	f	1	3	1	2	0	0	2	2	2	3	1	2	0	0	16	
01 Lively II	c	4	5	0	0	3	3	2	3	5	4	11	1	1	2	1	18
30 Filipowski	c	6	11	0	0	4	6	3	4	7	4	16	2	2	0	3	30
03 Roach	g	3	9	0	3	7	9	0	3	3	2	13	5	3	0	1	33
05 Proctor	g	2	8	2	3	6	6	1	2	3	1	12	1	0	0	0	27
00 Whitehead	g	2	5	1	1	0	0	2	0	2	1	5	0	1	0	0	13
02 Blakes	g	1	5	0	2	0	0	0	1	1	2	4	0	2	0	2	15
13 Grandison	g	3	5	1	2	2	2	1	3	4	2	9	0	2	0	2	26
15 Young	g	3	4	0	0	4	4	3	2	5	3	10	2	2	0	0	22
TEAM																	1
Totals.....	25	55	5	13	26	30	13	21	34	20	81	16	13	2	9	200	

	1st	2nd	Total	FG%	3pFG%	FT%
Ohio State	29	43	72	47.3	23.1	77.3
Duke	39	42	81	45.5	38.5	86.7

Officials: Pat Driscoll, Ron Groover, Roger Ayers

Points	In Paint	Off T/O	2nd Chance	Fast Break	Bench	Time In Lead	Largest Lead
Ohio State	36	19	14	16	9	8:12	6
Duke	36	20	8	14	26	30:06	13



**GAME 8**  
**DECEMBER 3, 2022**  
 ST. FRANCIS **59**  
 #25/25 **OHIO STATE 96**  
*Value City Arena (10,398)*  
*Columbus, Ohio*

SFU (2-7)	FG	3FG	FT	O	D	T	PF	TP	A	T	BS	S	MP				
13 Hargis	f	0	2	0	1	0	0	0	0	0	0	0	0	0	0	0	6
33 Cohen	f	8	16	0	0	2	4	3	7	10	3	18	3	1	0	0	34
00 Gregory	g	6	11	3	4	0	0	0	1	1	0	15	3	1	0	1	37
11 Land	g	6	14	2	7	0	0	0	4	4	3	14	1	4	0	0	37
14 Moore	g	1	6	0	3	2	2	0	2	2	1	4	5	1	0	0	33
03 Ruggery	g	0	0	0	0	0	0	0	1	1	0	0	0	0	0	0	5
20 Scanlon	g	0	1	0	0	0	0	0	0	0	0	0	0	0	0	1	2
21 Liberis	g	0	0	0	0	0	0	0	0	0	0	2	0	0	0	0	6
23 Sanon	g	2	5	0	0	1	1	2	1	3	3	5	2	0	1	0	24
31 McCabe	g	1	4	1	4	0	0	0	3	3	5	3	0	1	0	0	16
TEAM																	1
Totals.....	24	59	6	19	5	7	5	20	25	17	59	14	11	1	2	200	

OSU (6-2)	FG	3FG	FT	O	D	T	PF	TP	A	T	BS	S	MP				
14 Sueing	f	2	7	1	3	1	3	0	5	5	1	6	3	0	0	0	18
23 Key	f	5	5	0	0	1	2	3	2	5	1	11	1	1	1	1	22
02 Thornton	g	5	10	3	5	0	0	2	2	0	13	2	0	0	0	26	
04 McNeil	g	4	7	2	4	0	0	0	1	1	0	10	4	0	0	0	20
13 Likekele	g	4	6	0	0	0	0	2	3	5	1	8	3	1	1	0	25
00 Holden	g	2	5	0	0	4	6	3	2	5	0	8	0	1	0	0	17
01 Gayle Jr.	g	5	6	2	2	0	0	2	2	2	2	12	3	1	1	1	22
10 Sensabaugh	g	4	10	3	6	4	4	0	2	2	3	15	2	1	1	0	19
15 Hardman	g	0	1	0	0	0	0	0	0	0	0	0	0	0	0	0	3
24 Etzler	g	1	1	1	0	0	0	2	2	1	3	1	0	0	0	0	8
34 Okpara	g	3	7	1	1	3	6	6	12	1	10	1	1	1	2	16	
42 Baumann	g	0	1	0	0	0	0	0	1	1	0	0	0	1	0	0	2
44 Spencer	g	0	3	0	0	0	0	3	1	4	0	0	0	0	0	0	2
TEAM																	1
Totals.....	35	69	13	23	13	18	17	30	47	10	96	20	7	5	3	200	

	1st	2nd	Total	FG%	3pFG%	FT%
St. Francis	36	23	59	40.7	31.6	71.4
Ohio State	44	52	96	50.7	56.5	72.2

Officials: John Floyd, Lewis Garrison, Rob Riley Sr.

Points	In Paint	Off T/O	2nd Chance	Fast Break	Bench	Time In Lead	Largest Lead
St. Francis	28	2	4	6	8	--	--
Ohio State	36	12	17	3	48	39:27	39



**GAME 9**  
**DECEMBER 8, 2022**  
**RUTGERS 66**  
 #25/23 **OHIO STATE 67**  
*Value City Arena (14,042)*  
*Columbus, Ohio*

RUT (6-3, 1-1)	FG	3FG	FT	O	D	T	PF	TP	A	T	BS	S	MP				
03 Mag	f	1	4	1	3	0	0	1	5	6	4	3	4	1	1	0	27
05 Hyatt	f	6	12	1	4	0	0	1	1	2	2	13	0	1	1	1	28
11 Omoruyi	c	7	10	0	1	2	4	2	6	8	4	16	0	4	2	0	29
10 Spencer	g	5	8	1	2	0	0	0	1	1	1	11	5	1	0	2	30
22 McConnell	g	2	6	0	2	1	2	1	2	3	2	5	2	2	0	1	36
00 Simpson	g	2	4	0	0	0	0	0	0	0	1	4	1	0	0	0	13
14 Mulcahy	g	3	6	1	2	2	2	0	4	4	2	9	2	4	0	3	27

2022-23 SEASON IN REVIEW



**GAME 12**  
**DECEMBER 29, 2022**  
**ALABAMA A&M 59**  
**OHIO STATE 90**  
*Value City Arena (14,521)*  
*Columbus, Ohio*

AA&M (4-9)	FG	3FG	FT	O	D	T	PF	TP	A	T	BS	S	MP			
11 Harvell f	1	2	0	1	0	0	3	3	2	2	0	1	0	0	13	
33 Blaise Akonobi c	3	7	0	0	0	1	2	3	2	6	0	3	0	0	16	
01 Thompson g	3	10	2	4	0	0	1	1	8	4	0	0	0	0	28	
10 Hicks g	5	10	1	3	0	0	2	4	6	0	1	4	0	0	30	
15 Smith g	1	4	1	3	1	2	0	0	0	1	4	0	0	0	17	
00 Randall f	1	2	0	1	2	2	0	2	0	4	0	0	0	0	7	
02 Peek g	3	5	0	0	1	1	0	1	1	4	7	1	0	0	14	
03 Tucker g	0	3	0	1	0	0	0	0	0	0	1	3	0	1	13	
12 Powell g	2	4	1	1	0	0	3	2	5	3	5	1	2	0	17	
13 Brewer g	0	3	0	2	0	0	1	2	3	2	0	1	2	0	8	
22 Downey g	2	3	1	1	2	0	0	0	3	6	0	1	0	0	8	
24 Lee g	0	2	0	1	0	0	0	0	1	0	0	0	0	1	7	
30 Tavares de B g	0	1	0	0	0	0	0	0	2	0	0	1	0	0	7	
34 Williams TEAM	3	6	0	0	0	1	3	4	3	6	2	1	0	1	15	
Totals.....	24	62	6	18	5	7	9	21	30	24	59	12	17	1	4	200

OSU (9-3)	FG	3FG	FT	O	D	T	PF	TP	A	T	BS	S	MP			
10 Sensabaugh f	9	14	2	6	1	2	0	6	6	0	21	1	1	0	0	27
14 Sueing f	6	8	2	3	4	5	0	1	3	18	2	3	0	0	1	32
23 Key f	3	6	0	1	3	6	4	6	10	1	9	1	1	3	0	26
02 Thornton g	4	8	0	0	4	8	0	2	3	12	5	1	1	0	0	30
04 McNeil g	3	10	3	9	0	0	4	4	0	9	1	0	1	0	1	35
00 Holden g	2	4	0	0	0	0	2	4	6	0	4	0	2	0	1	17
01 Gayle Jr. g	1	2	0	0	0	1	1	1	2	3	1	1	1	0	2	12
03 Brown III g	0	1	0	1	2	2	1	1	2	0	0	0	2	2	5	5
13 Likekele g	1	1	0	0	0	0	1	1	2	1	2	5	0	1	0	9
15 Hardman g	2	4	2	4	0	0	0	0	0	1	6	0	0	0	0	3
24 Etzler g	0	0	0	0	0	0	0	0	0	0	0	0	0	0	0	2
34 Okpara g	1	2	0	0	2	2	4	2	4	0	4	0	1	0	1	12
42 Baumann g	0	1	0	1	0	0	1	0	1	0	0	1	0	0	0	1
44 Spencer TEAM	0	0	0	0	1	2	0	0	0	1	0	0	0	0	0	1
Totals.....	32	61	9	25	17	29	13	29	42	11	90	19	10	7	5	200

Alabama A&M	1st	2nd	Total	FG%	3pFG%	FT%
Alabama A&M	33	26	59	38.7	33.3	71.4
Ohio State	36	54	90	52.5	36.0	58.6

Officials: Chad Barlow, Owen Shortt, Bill Ek

Points	In Paint	Off T/O	2nd Chance	Fast Break	Bench	Time In Lead	Largest Lead
Alabama A&M	30	6	11	9	28	:48	2
Ohio State	32	13	17	10	21	37:15	31



**GAME 13**  
**JANUARY 1, 2023**  
**OHIO STATE 73**  
**NORTHWESTERN 57**  
*Welsh-Ryan Arena (4,372)*  
*Evanston, Ill.*


OSU (10-3, 2-0)	FG	3FG	FT	O	D	T	PF	TP	A	T	BS	S	MP			
10 Sensabaugh f	7	13	2	5	2	2	3	5	8	3	18	0	2	2	0	25
14 Sueing f	4	8	0	0	5	9	2	4	6	3	13	5	3	1	0	33
23 Key f	4	8	0	1	3	4	1	10	11	3	11	0	2	2	2	29
02 Thornton g	2	8	0	1	2	2	0	4	4	1	6	6	1	0	0	28
04 McNeil g	5	8	3	5	2	2	0	15	2	0	0	1	0	1	32	
00 Holden g	3	5	1	2	1	1	0	0	3	8	0	1	0	0	13	
01 Gayle Jr. g	0	3	0	1	0	0	0	4	4	0	0	0	0	0	0	7
03 Brown III g	1	1	0	0	0	0	0	0	2	0	0	0	0	1	5	
13 Likekele g	0	2	0	0	0	0	1	3	4	0	0	2	3	0	1	16
34 Okpara TEAM	0	0	0	0	0	0	0	3	3	0	0	0	0	2	0	12
Totals.....	26	56	6	15	15	20	10	36	46	13	73	15	12	7	5	200

NW (10-3, 1-1)	FG	3FG	FT	O	D	T	PF	TP	A	T	BS	S	MP			
31 Beran f	1	7	0	2	4	4	3	3	6	2	6	1	1	2	0	25
34 Nicholson c	0	7	0	0	4	8	5	13	4	0	1	1	2	0	21	
00 Buie g	3	15	3	10	1	2	0	3	3	1	10	3	1	0	1	35
01 Audge g	6	17	2	9	2	4	0	2	2	2	16	2	1	0	1	36
03 Berry g	4	11	2	7	1	1	0	1	1	0	11	0	1	0	1	22
05 Roper II g	2	5	2	3	0	0	0	0	0	1	6	1	1	0	1	24
10 Verhoeven g	1	2	0	0	0	0	0	0	4	2	2	0	0	0	0	19
13 Barnhizer TEAM	2	3	0	0	2	2	1	8	9	2	6	1	1	1	1	18
Totals.....	19	67	9	31	10	17	14	23	37	16	57	11	7	5	5	200

	1st	2nd	Total	FG%	3pFG%	FT%
Ohio State	35	38	73	46.4	40.0	75.0
Northwestern	17	40	57	28.4	29.0	58.8

Officials: Doug Simrons, Larry Scirotto, Kelly Pfeifer

Points	In Paint	Off T/O	2nd Chance	Fast Break	Bench	Time In Lead	Largest Lead
Ohio State	32	9	11	7	10	39:09	28
Northwestern	14	7	6	6	14	--	--



**GAME 14**  
**JANUARY 5, 2023**  
**#1/PURDUE 71**  
**#24/23 OHIO STATE 69**  
*Value City Arena (17,227)*  
*Columbus, Ohio*

PUR (14-1, 3-1)	FG	3FG	FT	O	D	T	PF	TP	A	T	BS	S	MP			
01 Furst f	1	4	0	1	1	2	5	2	7	1	3	1	0	0	0	16
15 Edey c	6	11	0	0	4	4	4	7	11	1	16	4	3	0	0	32
02 Loyer g	4	12	3	6	0	0	2	2	2	1	11	1	4	0	0	25
03 Smith g	6	10	3	6	1	2	1	3	4	1	16	6	1	0	2	38
25 Morton g	3	8	2	7	2	2	1	3	4	0	10	1	4	0	2	34
00 Gillis g	2	7	2	7	0	0	3	3	3	6	0	0	0	0	24	
04 Kaufman-Renn g	0	1	0	1	0	0	1	0	1	0	1	0	1	0	0	8
05 Newman g	0	1	0	0	0	0	0	0	0	0	1	0	0	1	0	4
14 Jenkins Jr. TEAM	3	4	3	3	0	0	0	0	0	0	9	2	0	0	0	19
Totals.....	25	58	13	31	8	10	16	21	37	9	71	15	14	0	4	200

OSU (10-4, 2-1)	FG	3FG	FT	O	D	T	PF	TP	A	T	BS	S	MP			
10 Sensabaugh f	10	17	0	2	1	1	2	3	5	2	21	1	3	1	2	36
14 Sueing f	6	11	2	3	1	2	2	2	4	2	15	2	2	0	0	32
23 Key f	0	0	0	0	0	0	0	0	0	0	0	0	0	0	0	4
02 Thornton g	2	8	2	3	2	2	0	5	5	1	8	3	2	0	2	27
04 McNeil g	3	5	1	3	0	0	1	1	0	1	7	0	0	0	1	26
00 Holden g	2	3	0	0	0	0	0	2	2	2	4	2	0	0	0	13
01 Gayle Jr. g	2	4	0	1	0	0	0	0	0	0	1	4	1	0	0	25
03 Brown III g	1	2	1	2	0	0	1	1	2	1	3	0	0	0	0	6
13 Likekele g	1	3	0	0	0	0	1	1	2	2	2	0	0	0	1	10
34 Okpara TEAM	2	5	0	0	1	2	3	2	5	2	5	2	0	3	0	31
Totals.....	29	58	6	14	5	7	9	18	27	13	69	11	7	4	8	200

	1st	2nd	Total	FG%	3pFG%	FT%
Purdue	33	38	71	43.1	41.9	80.0
Ohio State	36	33	69	50.0	42.9	71.4

Officials: Keith Kimble, Roger Ayers, Rob Riley Sr.

Points	In Paint	Off T/O	2nd Chance	Fast Break	Bench	Time In Lead	Largest Lead
Purdue	22	10	16	5	15	9:17	6
Ohio State	26	14	4	7	18	25:40	12



**GAME 15**  
**JANUARY 8, 2023**  
**#24/23 OHIO STATE 73**  
**MARYLAND 80**  
*XFINITY Center (12,497)*  
*College Park, Md.*

OSU (10-5, 2-2)	FG	3FG	FT	O	D	T	PF	TP	A	T	BS	S	MP			
10 Sensabaugh f	7	18	2	7	5	6	2	5	6	5	22	1	4	1	1	31
14 Sueing f	8	13	2	4	3	4	3	2	5	3	21	1	3	0	1	33
34 Okpara c	1	2	0	0	0	0	0	3	2	0	0	0	0	0	0	12
02 Thornton g	2	7	1	3	2	2	0	2	3	7	1	3	0	2	2	25
04 McNeil g	2	4	2	3	2	2	3	8	1	0	0	0	0	0	0	16
00 Holden g	0	1	0	0	2	2	1	4	5	2	2	0	1	0	0	25
01 Gayle Jr. g	2	4	1	1	2	0	1	1	2	6	0	0	1	0	2	17
03 Brown III g	1	3	1	1	1	0	2	3	4	3	0	0	2	0	2	17
13 Likekele																

2022-23 SEASON IN REVIEW



**GAME 18**  
**JANUARY 18, 2023**  
**OHIO STATE 60**  
**NEBRASKA 63**  
*Pinnacle Bank Arena (12,918)*  
*Lincoln, Neb.*


OSU (10-8, 2-5)	FG	3FG	FT	O	D	T	PF	TP	A	T	BS	S	MP			
10 Sensabaugh f	6	16	3	7	3	4	1	9	10	5	18	0	1	0	1	24
14 Sueing f	1	6	0	0	2	4	2	2	4	4	4	4	0	0	0	29
23 Key f	4	10	0	0	3	5	3	7	10	1	11	0	0	3	1	29
02 Thornton g	1	6	0	2	0	0	0	3	3	1	2	2	1	0	1	33
04 McNeil g	4	10	2	7	3	6	0	3	3	2	13	2	0	0	0	32
00 Holden g	1	3	0	1	4	4	0	1	1	0	6	0	1	0	2	20
01 Gayle Jr. g	1	2	0	0	0	0	0	1	1	0	2	0	1	0	0	8
03 Brown III g	0	0	0	0	0	0	0	1	1	0	0	0	0	2	0	7
13 Likekele g	2	3	0	0	0	0	0	2	2	2	4	1	1	0	1	13
34 Okpara TEAM	0	0	0	0	0	0	0	1	1	0	0	0	0	0	0	5
Totals.....	20	56	5	17	15	23	6	32	38	16	60	9	11	5	6	200

NEB (10-9, 3-5)	FG	3FG	FT	O	D	T	PF	TP	A	T	BS	S	MP			
13 Walker f	4	8	0	0	0	1	9	10	5	8	4	4	1	0	23	
05 Griesel g	4	9	2	3	5	8	0	7	7	2	15	3	2	1	1	32
12 Dawson g	3	4	1	1	0	0	2	6	8	2	7	0	1	1	1	30
25 Bandoumel g	2	9	0	4	2	2	0	3	3	0	6	4	2	0	3	31
30 Tomnaga g	4	12	1	6	2	3	0	1	1	3	11	0	0	0	0	24
00 Wilcher g	2	8	1	4	1	2	1	3	4	1	6	0	1	0	0	20
10 Lawrence g	2	3	1	2	0	0	0	4	4	0	5	0	2	0	0	19
32 Breidenbach g	1	2	0	1	2	0	0	0	0	4	3	0	1	0	0	16
33 Kojenets TEAM	1	1	0	0	0	0	0	0	0	0	2	0	0	0	0	5
Totals.....	23	56	6	21	11	17	4	35	39	17	63	11	13	3	5	200

Ohio State	1st	2nd	Total	FG%	3pFG%	FT%
Ohio State	22	38	60	35.7	29.4	65.2
Nebraska	21	42	63	41.1	28.6	64.7

Officials: Chad Barlow, Don Daily, D.J. Carstensen

Points	In Paint	Off T/O	2nd Chance	Fast Break	Bench	Time In Lead	Largest Lead
Ohio State	16	8	5	3	12	8:33	5
Nebraska	32	8	0	8	16	26:35	6



**GAME 19**  
**JANUARY 21, 2023**  
**IOWA 77**  
**OHIO STATE 93**  
*Value City Arena (13,630)*  
*Columbus, Ohio*


IOWA (12-7, 4-4)	FG	3FG	FT	O	D	T	PF	TP	A	T	BS	S	MP			
00 Rebraca f	5	7	0	0	5	6	1	2	3	2	15	2	4	0	0	32
24 Murray f	9	19	4	9	0	0	2	5	7	2	22	4	2	0	0	35
01 Ulis g	4	9	1	3	3	3	1	1	2	12	2	4	0	2	29	
11 Perkins g	2	7	0	0	4	5	2	4	6	2	8	1	1	0	1	29
30 McCaffery g	2	7	2	5	0	0	0	2	2	4	6	2	0	0	1	27
04 Dix g	2	3	2	3	0	0	0	1	1	1	6	1	1	0	0	14
05 Bowen g	0	0	0	0	0	0	0	0	2	0	2	2	0	0	0	9
20 Sandfort g	2	7	2	4	0	0	0	3	3	2	6	1	0	0	2	20
44 Mulvey TEAM	1	1	0	0	0	0	1	0	1	1	2	0	0	1	0	5
Totals.....	27	60	11	24	12	14	10	19	29	17	77	15	14	1	6	200

OSU (11-8, 3-5)	FG	3FG	FT	O	D	T	PF	TP	A	T	BS	S	MP			
10 Sensabaugh f	10	12	4	5	3	3	2	3	5	3	27	1	5	0	1	27
23 Key f	4	10	0	0	3	4	2	7	9	1	11	1	1	0	2	27
01 Gayle Jr. f	4	7	0	1	1	1	0	2	2	4	9	0	0	0	0	17
02 Thornton g	0	4	0	3	0	0	0	0	0	0	0	2	0	0	0	15
13 Likekele g	7	12	1	1	3	5	2	8	10	3	18	7	1	0	0	32
00 Holden g	0	1	0	0	2	2	0	1	1	2	2	0	1	0	3	17
04 McNeil g	4	5	2	2	0	0	1	1	2	2	10	2	1	0	0	24
14 Sueing g	4	9	1	4	1	2	1	1	2	0	10	2	2	0	1	29
34 Okpara TEAM	3	4	0	0	0	0	2	0	2	3	6	0	0	3	0	12
Totals.....	36	64	8	16	13	17	12	24	36	17	93	15	11	3	7	200

Iowa	1st	2nd	Total	FG%	3pFG%	FT%
Iowa	35	42	77	45.0	45.8	85.7
Ohio State	37	56	93	56.3	50.0	76.5

Officials: Eric Curry, Michael Irving, Brian Dorsey

Points	In Paint	Off T/O	2nd Chance	Fast Break	Bench	Time In Lead	Largest Lead
Iowa	32	8	14	2	14	5:47	6
Ohio State	50	15	14	9	28	31:10	16



**GAME 20**  
**JANUARY 24, 2023**  
**OHIO STATE 60**  
**ILLINOIS 69**  
*State Farm Center (15,544)*  
*Champaign, Ill.*


OSU (11-9, 3-6)	FG	3FG	FT	O	D	T	PF	TP	A	T	BS	S	MP			
10 Sensabaugh f	5	13	0	2	4	7	2	2	2	4	2	14	1	1	0	24
23 Key f	2	8	0	1	4	5	1	2	3	5	8	1	2	1	1	23
02 Thornton g	3	7	1	2	1	2	0	1	1	2	8	0	1	0	1	28
04 McNeil g	2	6	1	2	2	2	1	4	5	0	7	3	1	0	0	33
13 Likekele g	2	8	0	0	1	4	1	4	5	1	5	2	1	0	1	25
00 Holden g	0	2	0	0	0	0	0	0	0	0	1	0	0	0	0	9
01 Gayle Jr. g	1	4	1	1	0	0	0	1	0	1	0	3	1	0	0	16
03 Brown III g	1	1	0	0	0	0	0	0	0	0	2	2	0	0	0	8
14 Sueing g	6	11	1	2	0	0	2	2	4	3	13	0	0	1	0	21
34 Okpara TEAM	0	0	0	0	0	0	0	1	1	0	0	0	0	1	0	13
Totals.....	22	60	4	10	12	20	10	20	30	16	60	8	6	3	6	200

ILL (14-6, 5-4)	FG	3FG	FT	O	D	T	PF	TP	A	T	BS	S	MP				
24 Mayer f	3	9	2	6	4	5	2	6	8	5	12	0	2	2	0	27	
33 Hawkins f	5	10	1	6	0	0	4	5	9	1	11	6	1	3	1	37	
42 Dainja f	3	5	0	0	0	0	1	3	4	4	6	1	1	0	1	14	
00 Shannon Jr. g	4	10	0	3	9	3	4	7	1	17	3	1	0	1	36		
03 Epps g	5	13	2	8	2	2	2	2	2	1	14	1	2	0	0	32	
01 Harris g	0	2	0	2	0	0	0	1	1	2	0	1	0	0	0	7	
12 Lieb g	1	1	0	0	0	0	0	0	0	0	1	2	0	1	1	0	2
15 Melendez g	1	6	0	3	1	2	0	3	3	2	3	0	0	0	0	30	
20 Rodgers TEAM	2	3	0	0	0	0	3	5	8	3	4	1	2	0	1	15	
Totals.....	24	59	5	28	16	18	14	30	44	20	69	13	12	6	4	200	

Ohio State	1st	2nd	Total	FG%	3pFG%	FT%
Ohio State	25	34	60	36.7	40.0	60.0
Illinois	34	35	69	40.7	17.9	88.9

Officials: Edwin Young, Kelly Pfeifer, Paul Szelc

Points	In Paint	Off T/O	2nd Chance	Fast Break	Bench	Time In Lead	Largest Lead
Ohio State	32	16	7	1	18	3:37	4
Illinois	38	11	13	16	9	34:24	17



**GAME 21**  
**JANUARY 28, 2023**  
**OHIO STATE 70**  
**INDIANA 86**  
*Simon Skjodt Assembly Hall (17,222)*  
*Bloomington, Ind.*

OSU (11-10, 3-7)	FG	3FG	FT	O	D	T	PF	TP	A	T	BS	S	MP			
10 Sensabaugh f	9	17	3	5	2	2	3	3	6	1	23	1	1	0	0	26
14 Sueing f	2	7	0	3	1	2	0	3	3	3	5	0	1	0	2	25
23 Key f	4	6	1	1	3	5	2	2	4	3	12	0	1	0	0	26
02 Thornton g	1	5	0	2	2	0	1	1	4	4	3	0	0	1	1	25
04 McNeil g	3	11	0	5	3	3	0	1	1	0	9	1	1	0	2	31
00 Holden g	0	2	0	0	0	0	1	1	2	0	0	0	0	0	0	5
01 Gayle Jr. g	2	3	1	2	2	2	3	5	2	7	1	1	1	0	0	19
03 Brown III g	1	2	0	1	0	0	1	0	1	0	2	0	0	0	0	12
13 Likekele g	0	1	0	0	0	0	0	2	2	4	0	3	0	0	0	17
34 Okpara TEAM	4	5	0	0	0	3	1	3	4	1	8	0	2	1	0	14
Totals.....	26	59	5	19	13	19	12	21	33	18	70	9	8	2	5	200

IND (15-6, 6-4)	FG	3FG	FT	O	D	T	PF	TP	A	T	BS	S	MP			
12 Kopp f	2	5	1	3	0	0	0	2	2	3	5	0	0	0	0	30
23 Jackson-Davis f	8	18	0	0	2	4	4	6	10	1	18	6	3	2	1	33
25 Thompson f	1	6	0	1	3	3	1	3	4	3	5	2	2	0	0	21
01 Hood-Schifino g	8	12	6	9	2	2	0	1	1	1	24	3	1	1	2	32
32 Galloway g	2	4	1	3	0	0	0	2	2	2	5	0	0	0	1</	

2022-23 SEASON IN REVIEW



**GAME 24**  
**FEBRUARY 9, 2023**  
**NORTHWESTERN 69**  
**OHIO STATE 63**  
*Value City Arena (12,305)*  
*Columbus, Ohio*

NW (17-7, 8-5)	FG	3FG	FT	O	D	T	PF	TP	A	T	BS	S	MP				
31 Beran	f	3	7	2	5	0	0	0	4	4	2	8	2	0	0	0	27
34 Nicholson	c	2	2	0	0	0	0	0	3	3	2	4	2	1	0	0	18
00 Buie	g	6	10	2	3	5	1	1	2	1	19	5	4	0	1	36	
01 Audige	g	3	12	3	7	3	5	1	2	3	3	12	4	2	1	2	38
03 Berry	g	1	7	1	6	0	0	2	2	3	3	0	1	0	2	19	
02 Martinelli	g	2	4	0	1	0	0	0	0	0	1	4	1	1	0	0	14
10 Verhoeven	g	0	0	0	0	0	0	0	3	3	2	0	0	1	1	0	21
13 Barnhizer	g	7	10	4	7	1	2	3	1	4	3	19	0	0	0	0	27
TEAM																	
Totals.....		24	52	12	29	9	13	6	18	24	17	69	15	10	1	6	200

OSU (11-13, 3-10)	FG	3FG	FT	O	D	T	PF	TP	A	T	BS	S	MP				
14 Sueing	f	7	11	0	3	5	7	3	5	8	2	19	2	3	0	0	35
23 Key	f	3	5	0	0	2	3	4	6	10	4	8	2	1	1	0	28
02 Thornton	g	5	9	0	3	2	2	0	2	3	12	3	0	0	0	0	35
04 McNeil	g	3	9	1	4	1	2	0	1	2	0	8	0	4	0	0	36
13 Likekele	g	1	2	0	0	2	6	0	7	7	3	4	2	1	0	1	28
00 Holden	g	1	1	0	0	0	0	1	1	0	2	0	0	0	0	0	6
01 Gayle Jr.	g	1	1	0	0	0	0	0	0	0	1	2	0	0	0	0	4
10 Sensabaugh	g	1	8	0	4	2	2	1	2	3	3	4	1	4	0	2	16
34 Okpara	g	2	2	0	0	0	0	1	1	2	0	4	0	1	0	0	12
TEAM																	
Totals.....		24	48	1	14	14	22	10	25	35	16	63	10	15	1	3	200

Northwestern	1st	2nd	Total	FG%	3pFG%	FT%
Northwestern	28	41	69	46.2	41.4	69.2
Ohio State	27	36	63	50.0	7.1	63.6

Officials: LaMar Simpson, Keith Kimble, Bert Smith

Points	In	Off	2nd	Fast	Bench	Time	Largest
	Paint	T/O	Chance	Break	Bench	In Lead	Lead
Northwestern	20	16	9	0	23	15:51	9
Ohio State	34	7	7	1	12	16:58	6



**GAME 25**  
**FEBRUARY 12, 2023**  
**MICHIGAN STATE 62**  
**OHIO STATE 41**  
*Value City Arena (15,110)*  
*Columbus, Ohio*

MSU (16-9, 8-6)	FG	3FG	FT	O	D	T	PF	TP	A	T	BS	S	MP				
10 Hauser	f	8	13	6	9	0	0	1	7	8	1	22	2	0	1	0	35
22 Sissoko	c	1	3	0	0	0	0	3	1	4	3	2	1	3	1	0	16
02 Walker	g	5	9	0	2	0	0	1	2	3	2	10	3	2	0	2	34
03 Akins	g	4	11	0	6	0	0	2	7	9	0	8	0	1	0	1	25
11 Hoggard	g	3	8	0	1	0	0	0	2	2	2	6	5	1	0	1	25
00 Kohler	g	3	3	0	0	0	0	0	1	1	1	6	0	2	0	0	13
01 Brooks	g	0	3	0	2	0	0	1	1	2	1	0	0	0	0	0	13
05 Holloman	g	0	0	0	0	0	0	0	0	0	0	0	0	1	0	0	2
13 Izzo	g	0	1	0	0	0	0	0	0	0	0	0	0	0	0	0	1
14 Smith	g	0	1	0	0	0	0	0	0	0	0	0	0	0	0	0	1
15 Cooper	g	2	2	0	0	1	1	0	1	1	1	5	1	0	0	0	6
20 Sanders	g	0	0	0	0	0	0	0	0	0	0	0	0	0	0	0	1
25 Hall	g	1	5	1	1	0	0	2	4	6	1	3	3	0	0	0	27
43 Whitens	g	0	0	0	0	0	0	0	1	0	1	0	0	0	0	0	1
TEAM																	
Totals.....		27	59	7	22	1	1	12	30	42	12	62	15	11	2	4	200

OSU (11-14, 3-11)	FG	3FG	FT	O	D	T	PF	TP	A	T	BS	S	MP				
10 Sensabaugh	f	3	14	1	7	1	2	0	0	0	2	8	0	3	0	0	26
14 Sueing	f	2	11	1	6	0	0	1	5	6	2	5	1	2	0	1	31
23 Key	f	2	4	0	0	0	0	5	3	8	3	4	0	3	0	0	20
01 Gayle Jr.	g	2	6	1	3	0	0	1	1	2	0	5	2	1	1	1	27
02 Thornton	g	4	9	1	4	0	0	5	5	0	9	2	1	0	1	1	38
00 Holden	g	0	0	0	0	0	0	0	0	0	0	0	0	0	0	0	4
03 Brown III	g	0	1	0	1	0	0	0	0	0	0	0	0	0	0	0	6
04 McNeil	g	4	13	2	8	0	0	2	2	0	10	0	0	0	1	26	
13 Likekele	g	0	0	0	0	0	0	0	1	1	0	0	0	0	0	1	6
34 Okpara	g	0	2	0	0	0	0	4	2	6	0	0	0	0	1	1	16
TEAM																	
Totals.....		17	60	6	29	1	2	14	19	33	7	41	5	11	2	6	200

Michigan State	1st	2nd	Total	FG%	3pFG%	FT%
Michigan State	27	35	62	45.8	31.8	100.0
Ohio State	14	27	41	28.3	20.7	50.0

Officials: Terry Oglesby, Kelly Pfeifer, Kipp Kissingner

Points	In	Off	2nd	Fast	Bench	Time	Largest
	Paint	T/O	Chance	Break	Bench	In Lead	Lead
Michigan State	26	14	12	4	14	31:43	23
Ohio State	12	6	9	0	10	5:02	3



**GAME 26**  
**FEBRUARY 16, 2023**  
**OHIO STATE 75**  
**IOWA 92**  
*Carver-Hawkeye Arena (13,257)*  
*Iowa City, Iowa*

OSU (11-15, 3-12)	FG	3FG	FT	O	D	T	PF	TP	A	T	BS	S	MP					
10 Sensabaugh	f	6	11	2	4	2	2	1	2	3	2	16	3	6	0	1	24	
14 Sueing	f	2	5	0	1	4	4	0	4	4	2	8	0	1	0	1	28	
23 Key	f	2	5	0	0	0	0	0	1	1	3	4	1	1	1	0	13	
01 Gayle Jr.	g	3	4	0	0	0	0	0	1	1	2	1	6	0	2	1	0	25
02 Thornton	g	3	5	2	4	3	3	0	2	2	2	11	2	2	0	0	25	
00 Holden	g	2	3	0	1	0	0	0	1	1	0	4	1	0	1	0	12	
03 Brown III	g	0	0	0	0	0	0	0	1	1	0	0	0	0	0	0	9	
04 McNeil	g	7	7	4	4	2	2	0	0	0	0	20	0	1	0	1	24	
13 Likekele	g	2	7	0	1	0	0	0	3	3	2	4	4	0	0	0	26	
34 Okpara	g	1	2	0	0	0	0	0	3	3	3	2	0	1	0	0	14	
TEAM																		
Totals.....		28	49	8	15	11	11	2	20	22	15	75	11	14	3	3	200	

IOWA (17-9, 9-6)	FG	3FG	FT	O	D	T	PF	TP	A	T	BS	S	MP				
00 Rebraca	f	5	7	0	0	0	0	2	2	3	10	2	1	1	0	1	17
21 Murray	f	8	13	3	6	1	2	3	2	5	2	20	1	3	2	2	38
01 Ullis	g	4	7	1	3	3	3	0	0	0	1	12	1	1	0	0	23
11 Perkins	g	11	16	2	3	0	1	1	1	2	24	3	1	0	1	36	
30 McCaffery	g	2	4	1	3	2	2	0	6	6	2	7	13	0	2	36	
04 Dix	g	0	1	0	1	0	0	0	1	1	0	0	1	0	0	0	5
05 Bowen	g	0	0	0	0	0	0	0	0	0	0	0	0	0	0	0	1
20 Sandfort	g	4	9	2	6	0	0	2	3	5	0	10	1	1	0	1	24
22 McCaffery	g	3	8	1	5	2	2	2	3	2	5	0	1	0	0	1	20
TEAM																	
Totals.....		37	65	10	27	8	11	11	19	30	10	92	23	7	3	7	200

Ohio State	1st	2nd	Total	FG%	3pFG%	FT%
Ohio State	36	39	75	57.1	53.3	100.0
Iowa	47	45	92	56.9	37.0	72.7

Officials: Michael Irving, James Breeding, Brian Dorsey

Points	In	Off	2nd	Fast	Bench	Time	Largest
	Paint	T/O	Chance	Break	Bench	In Lead	Lead
Ohio State	36	4	4	0	30	3:11	1
Iowa	44	16	15	9	19	35:36	28



**GAME 27**  
**FEBRUARY 19, 2023**  
**OHIO STATE 55**  
**#3/3 PURDUE 82**  
*Mackey Arena (14,876)*  
*West Lafayette, Ind.*

OSU (11-16, 3-13)	FG	3FG	FT	O	D	T	PF	TP	A	T	BS	S	MP				
10 Sensabaugh	f	8	16	3	6	1	2	3	2	5	3	20	2	1	0	0	29
14 Sueing	f	2	9	0	1	2	2	2	2	6	1	5	0	1	0	1	16
34 Okpara	c	2	2	0	0	0	0	1	1	2	2	4	1	1	4	0	29
01 Gayle Jr.	g	1	4	1	2	0	0	0	0	0	2	3	0	0	1	1	22
02 Thornton	g	1	6	0	1	1	2</										

2022-23 SEASON IN REVIEW



**GAME 30**  
**MARCH 1, 2023**  
 #21/24 **MARYLAND** 62  
**OHIO STATE** 73  
*Value City Arena (11,799)*  
*Columbus, Ohio*

MARY (20-10, 11-8)	FG	3FG	FT	O	D	T	PF	TP	A	T	BS	S	MP								
10 Reese	f	6	8	0	0	5	8	5	7	12	3	17	2	3	3	0	36				
24 Scott	f	3	9	1	3	2	2	0	3	3	4	9	2	2	0	1	30				
00 Carey	g	4	7	3	6	3	0	1	1	0	14	1	0	0	0	25					
01 Young	g	4	13	1	3	0	0	1	2	3	4	9	2	1	0	0	36				
13 Hart	g	2	7	0	3	1	2	0	1	1	1	5	1	1	0	0	34				
02 Long	g	0	0	0	0	0	0	0	0	0	0	0	0	0	0	0	4				
15 Emilian	g	0	0	0	0	0	0	0	0	0	1	1	0	0	0	1	0	13			
20 Cornish	g	0	0	0	0	0	0	0	0	0	0	0	0	0	0	0	0	1			
23 Martinez	g	3	6	2	4	0	0	0	0	0	0	3	8	1	1	0	0	21			
TEAM																					
Totals.....		22	50		7	19		11	15		8	16	24		16	62	9	10	3	1	200

OSU (13-17, 5-14)	FG	3FG	FT	O	D	T	PF	TP	A	T	BS	S	MP								
14 Sueing	f	3	7	2	2	8	8	2	4	6	3	16	0	1	1	0	35				
34 Okpara	c	5	8	0	1	2	2	4	8	12	3	12	0	2	3	0	31				
02 Thornton	g	4	10	1	4	1	1	0	2	2	0	10	3	2	1	0	34				
04 McNeil	g	3	6	2	3	2	2	0	3	3	1	10	0	0	0	1	34				
13 Likekele	g	4	4	0	0	3	3	0	0	0	5	11	4	0	0	1	23				
01 Gayle Jr.	g	0	2	0	0	0	0	0	0	0	1	0	0	0	0	0	9				
03 Brown III	g	1	2	0	0	0	0	0	1	1	5	2	0	2	0	0	9				
10 Sensabaugh	g	4	11	0	4	4	4	2	5	7	2	12	2	2	1	1	25				
15 Hardman	g	0	0	0	0	0	0	0	0	0	0	0	0	0	0	0	0	0	0	0	0
24 Etzler	g	0	0	0	0	0	0	0	0	0	0	0	0	0	0	0	0	0	0	0	0
TEAM																					
Totals.....		24	50		5	14		20	20		9	23	32		20	73	9	12	6	3	200

Maryland	1st	2nd	Total	FG%	3pFG%	FT%
Maryland	29	33	62	44.0	36.8	73.3
Ohio State	35	38	73	48.0	35.7	100.0

Officials: Rob Kueneman, Michael Irving, Doug Simmons

Points	In Paint	Off T/O	2nd Chance	Fast Break	Bench	Time In Lead	Largest Lead
Maryland	24	10	9	0	8	:46	2
Ohio State	28	15	18	7	14	37:56	15



**GAME 31**  
**MARCH 4, 2023**  
**OHIO STATE** 78  
**MICHIGAN STATE** 84  
*Breslin Events Center (14,797)*  
*Columbus, Ohio*

OSU (13-18, 5-15)	FG	3FG	FT	O	D	T	PF	TP	A	T	BS	S	MP								
10 Sensabaugh	f	7	15	3	6	4	4	1	4	5	3	21	2	2	0	0	30				
14 Sueing	f	4	10	0	3	2	2	3	6	9	3	10	7	1	0	2	34				
34 Okpara	c	2	4	0	0	0	0	0	3	3	1	4	1	0	1	1	17				
01 Gayle Jr.	g	2	3	0	1	0	0	0	1	2	4	0	0	1	0	1	19				
02 Thornton	g	7	15	4	8	2	2	2	2	3	20	1	1	0	1	33					
03 Brown III	g	1	1	0	0	3	4	1	2	3	1	5	1	1	0	17					
04 McNeil	g	4	7	3	6	0	0	1	2	3	3	11	3	0	0	1	28				
13 Likekele	g	1	3	1	1	0	0	0	1	1	4	3	0	2	0	1	22				
TEAM																					
Totals.....		28	58		11	25		11	12		7	22	29		20	78	15	8	3	6	200

MSU (19-11, 11-8)	FG	3FG	FT	O	D	T	PF	TP	A	T	BS	S	MP								
10 Hauser	f	6	7	3	3	1	2	0	6	6	4	14	2	1	0	0	35				
25 Hall	f	4	8	2	4	0	0	1	2	3	3	10	0	0	1	0	28				
02 Walker	g	7	15	1	4	0	0	0	3	3	2	15	6	0	0	1	35				
11 Hoggard	g	6	11	2	3	9	11	0	3	0	23	7	1	0	1	31					
43 Whitens	g	0	0	0	0	0	0	0	0	0	0	0	0	0	0	0	2				
00 Kohler	g	0	1	0	0	0	0	0	1	0	1	0	0	2	0	0	7				
01 Brooks	g	0	1	0	1	0	0	0	0	0	0	0	0	0	0	0	4				
03 Akins	g	4	7	3	4	2	3	0	3	3	1	13	0	0	0	0	25				
05 Holloman	g	1	1	1	1	0	0	0	0	2	3	1	0	0	0	0	8				
13 Izzo	g	0	0	0	0	0	0	0	0	0	0	0	0	0	0	0	0	0	0	0	0
14 Smith	g	0	0	0	0	0	0	0	0	0	0	0	0	0	0	0	0	0	0	0	0
15 Cooper	g	0	0	0	0	0	0	0	0	0	1	0	0	0	1	0	3	0	0	0	0
20 Sanders	g	0	0	0	0	0	0	0	0	0	0	0	0	0	0	0	0	0	0	0	0
22 Sissoko	g	1	2	0	0	0	0	0	3	4	7	1	4	1	3	1	0	22			
TEAM																					
Totals.....		29	53		12	20		14	20		6	23	29		12	84	17	8	2	2	200

Ohio State	1st	2nd	Total	FG%	3pFG%	FT%
Ohio State	34	44	78	48.3	44.0	91.7
Michigan State	43	41	84	54.7	60.0	70.0

Officials: Chris Beaver, Bill Ek, D.J. Carstensen

Points	In Paint	Off T/O	2nd Chance	Fast Break	Bench	Time In Lead	Largest Lead
Ohio State	24	8	11	9	19	:36	2
Michigan State	24	10	2	23	20	38:34	13



**GAME 32**  
**MARCH 8, 2023**  
**OHIO STATE** 65  
**WISCONSIN** 57  
*United Center (15,405)*  
*Chicago, Ill.*

OSU (14-18)	FG	3FG	FT	O	D	T	PF	TP	A	T	BS	S	MP								
10 Sensabaugh	f	4	10	1	3	0	0	2	9	11	2	9	0	3	1	0	29				
14 Sueing	f	5	8	1	1	5	8	1	4	5	4	16	0	3	0	1	32				
34 Okpara	c	1	2	0	0	1	2	1	3	4	1	3	0	0	2	2	31				
01 Gayle Jr.	g	1	3	0	1	2	2	0	4	4	2	4	3	1	0	2	21				
02 Thornton	g	6	12	1	4	2	4	0	4	2	15	2	4	0	2	38					
03 Brown III	g	0	0	0	0	0	0	0	0	0	3	0	1	2	0	1	10				
04 McNeil	g	6	8	3	4	2	2	0	1	1	1	17	0	2	0	0	27				
13 Likekele	g	0	1	0	0	1	2	2	2	4	3	1	2	1	0	0	12				
TEAM																					
Totals.....		23	44		6	13		13	20		7	28	35		18	65	8	16	3	8	200

WISC (17-14)	FG	3FG	FT	O	D	T	PF	TP	A	T	BS	S	MP								
05 Wahl	f	8	16	1	2	2	4	6	4	10	4	19	3	2	1	3	37				
22 Crowl	f	3	9	0	1	2	2	1	0	1	0	8	1	3	0	0	24				
03 Essegian	g	4	13	1	7	2	2	2	6	8	3	11	0	1	0	0	27				
11 Klesmit	g	0	3	0	2	2	4	0	1	1	2	2	0	2	0	0	28				
23 Hepburn	g	2	9	1	6	1	2	0	1	1	4	6	3	2	0	2	29				
02 Davis	g	3	6	1	3	0	0	3	1	4	2	7	1	0	1	1	20				
04 McGee	g	1	3	0	0	0	0	0	1	1	0	2	0	0	0	0	10				
10 Lindsey	g	0	1	0	1	0	0	0	1	1	0	0	0	0	0	1	6				
14 Gilmore	g	0	1	0	0	2	4	0	2	2	3	2	0	0	0	1	19				
TEAM																					
Totals.....		21	61		4	22		11	18		15	17	32		18	57	8	10	2	8	200

Ohio State	1st	2nd	Total	FG%	3pFG%	FT%
Ohio State	36	29	65	52.3	46.2	65.0
Wisconsin	18	39	57	34.4	18.2	61.1

Officials: Keith Kimble, DJ Carstensen, Brian Dorsey

Points	In Paint	Off T/O	2nd Chance	Fast Break	Bench	Time In Lead	Largest Lead
Ohio State	24	12	5	11	18	37:19	27
Wisconsin	34	9	15	2	11	:26	2



**GAME 33**  
**MARCH 9, 2023**  
**OHIO STATE** 73  
**IOWA** 69  
*United Center (15,537)*  
*Chicago, Ill.*

OSU (15-18)	FG	3FG	FT	O	D	T	PF	TP	A	T	BS	S	MP				
10 Sensabaugh	f	8	14	0	3	0	0	1	3	4	3	16	2	2	1	1	27
14 Sueing	f	5	13	2	3	2	2	1	4	5	1	14	0	1	2	1	34
34 Okpara	c	1	3	0	1	0	0	3	2	5	4	2	0	0	1	0	23
01 Gayle Jr.	g	3	5	1	1	2	2	1	2	3	2	9	1	1	0	1	24
02 Thornton	g	8	13	1</													



# TANNER HOLDEN

**SENIOR**  
**GUARD • 6-6 • 220**  
**WHEELERSBURG, OHIO**  
**WHEELERSBURG / WRIGHT ST.**



- Joined the program in the summer of 2022 after three seasons at Wright State
- Is an “everyday guy” who is leader with his consistent approach
- Did not miss a game, playing in 92 games over three seasons at Wright State
- Two-time first team All-Horizon League

### HOLDEN IN 2022-23

- Had 12 points on a perfect 5-of-5 from the floor in his Buckeye debut vs. Robert Morris (11/7)
- Went over 1,500 career points with an eight-point effort in the win over Eastern Illinois (11/16)
- Hit a thrilling buzzer-beating three-pointer lift Ohio State to a 67-66 win over Rutgers (12/8) in the Big Ten opener

### POINTS

Season 12, vs. Robert Morris (11/7/22)  
 Career 38, at UIC (1/22/22)

### REBOUNDS

Season 7, vs. Cincinnati (11/22/22)  
 Career 17, at Toledo (12/21/19)

### ASSISTS

Season 2, 4x (last: at Nebraska, 1/18/23)  
 Career 7, at IUPUI (1/10/20)

### STEALS

Season 3, vs. Iowa (1/21/23)  
 Career 5, at Cleveland St. (2/22/20)

### BLOCKS

Season 2, vs. Maine (12/21/22)  
 Career 2, 3x (last: vs. Maine, 12/21/20)

### FIELD GOALS

Season 5, vs. Robert Morris (11/7/22)  
 Career 14, at UIC (1/22/22)

### FG ATTEMPTS

Season 6, 2x (last: at Rutgers, 1/15/23)  
 Career 24, at UIC (1/22/22)

### 3-PT FGS

Season 1, 7x (last: vs. Michigan St., 3/10/23)  
 Career 2, 5x (last: vs. Purdue-FW, 1/30/22)

### 3-PT FG ATTS

Season 2, 3x (last: at Northwestern, 1/1/23)  
 Career 6, vs. Youngstown St. (1/8/21)

### FREE THROWS

Season 4, 2x (last: at Nebraska, 1/18/23)  
 Career 14, vs. Bryant (3/16/22)

### FT ATTEMPTS

Season 6, vs. St. Francis (12/3/22)  
 Career 17, vs. Oakland (3/3/22)

### MINUTES

Season 23:24, vs. San Diego St. (11/21/22)  
 Career 40:00, at Youngstown St. (1/15/22)

### DOUBLE-DOUBLES (12)

Date	Team	Pts / Reb
11/12/19	at Tenn. Tech	18 / 14
12/21/19	at Toledo	27 / 17
1/24/20	N. Kentucky	20 / 13
12/26/20	Green Bay	18 / 10
1/9/21	Youngstown St.	24 / 10
3/2/21	Milwaukee	17 / 10
1/1/22	Green Bay	22 / 10
1/15/22	at Youngstown St.	27 / 11
2/24/22	Youngstown St.	27 / 10
3/3/22	Oakland	27 / 10
3/7/22	vs. Cleveland St.	12 / 10
3/16/22	vs. Bryant	37 / 11

### 2022-23 GAME-BY-GAME STATISTICS

Opponent	Date	GS	MIN	Total		3-Pointers		Free throws		Rebounds				PF	A	TO	BLK	STL	PTS	AVG
				FG-FGA	PCT	3FG-3FGA	PCT	FT-FTA	PCT	OFF	DEF	TOT	AVG							
Robert Morris	11/07/2022		17:57	5-5	1.000	1-1	1.000	1-1	1.000	1	2	3	3.0	1	0	1	0	0	12	12.0
Charleston So.	11/10/2022		19:21	0-2	.000	0-1	.000	2-2	1.000	0	5	5	4.0	3	2	4	0	0	2	7.0
Eastern Ill.	11/16/2022		15:10	2-4	.500	1-2	.500	3-5	.600	1	2	3	3.7	1	1	0	0	1	8	7.3
vs San Diego St.	11/21/2022		23:24	1-3	.333	0-1	.000	2-2	1.000	0	3	3	3.5	3	1	0	0	0	4	6.5
vs Cincinnati	11/22/2022		17:37	2-3	.667	0-0	.000	2-2	1.000	2	5	7	4.2	2	0	2	0	0	6	6.4
vs Texas Tech	11/23/2022		09:12	0-1	.000	0-0	.000	0-0	.000	0	2	2	3.8	0	0	0	0	0	0	5.3
at Duke	11/30/2022		15:15	0-1	.000	0-0	.000	0-0	.000	0	0	0	3.3	1	0	0	0	0	0	4.6
Saint Francis (PA)	12/03/2022		16:34	2-5	.400	0-0	.000	4-6	.667	3	2	5	3.5	0	0	1	0	0	8	5.0
Rutgers	12/08/2022		14:44	1-3	.333	1-2	.500	0-0	.000	0	2	2	3.3	1	1	1	0	0	3	4.8
vs North Carolina	12/17/2022		15:42	2-6	.333	1-1	1.000	0-0	.000	1	2	3	3.3	2	2	0	0	1	5	4.8
Maine	12/21/2022		22:25	2-2	1.000	0-0	.000	0-0	.000	2	2	4	3.4	4	1	0	2	2	4	4.7
Alabama A&M	12/29/2022		13:00	2-4	.500	0-0	.000	0-0	.000	2	4	6	3.6	0	0	2	0	1	4	4.7
at Northwestern	01/01/2023		13:31	3-5	.600	1-2	.500	1-1	1.000	0	0	0	3.3	3	0	1	0	0	8	4.9
Purdue	01/05/2023		12:46	2-3	.667	0-0	.000	0-0	.000	0	2	2	3.2	2	2	0	0	0	4	4.9
at Maryland	01/08/2023		15:07	0-1	.000	0-0	.000	2-2	1.000	1	4	5	3.2	2	0	1	0	0	2	4.7
Minnesota	01/12/2023		10:31	1-1	1.000	0-0	.000	1-1	1.000	1	1	2	3.3	0	0	2	0	0	3	4.6
at Rutgers	01/15/2023		21:06	3-6	.500	1-1	1.000	0-0	.000	0	1	1	3.1	1	1	1	0	0	7	4.7
at Nebraska	01/18/2023		19:53	1-3	.333	0-1	.000	4-4	1.000	0	1	1	3.0	0	0	1	0	2	6	4.8
Iowa	01/21/2023		16:37	0-1	.000	0-0	.000	2-2	1.000	0	1	1	2.9	1	0	1	0	3	2	4.6
at Illinois	01/24/2023		06:18	0-2	.000	0-0	.000	0-0	.000	0	0	0	2.8	1	0	0	0	0	0	4.4
at Indiana	01/28/2023		05:17	0-2	.000	0-0	.000	0-0	.000	1	1	2	2.7	0	0	0	0	0	0	4.2
Wisconsin	02/02/2023		05:01	0-0	.000	0-0	.000	0-0	.000	0	0	0	2.6	0	0	1	0	0	0	4.0
Northwestern	02/09/2023		05:53	1-1	1.000	0-0	.000	0-0	.000	0	1	1	2.5	0	0	0	0	0	2	3.9
Michigan St.	02/12/2023		03:51	0-0	.000	0-0	.000	0-0	.000	0	0	0	2.4	0	0	0	0	0	0	3.8
at Iowa	02/16/2023		11:52	2-3	.667	0-1	.000	0-0	.000	0	1	1	2.4	0	1	0	1	0	4	3.8
vs Michigan St.	03/10/2023		05:18	1-1	1.000	1-1	1.000	0-0	.000	0	1	1	2.3	2	0	0	0	0	3	3.7
vs Purdue	03/11/2023		12:26	0-1	.000	0-0	.000	0-0	.000	1	3	4	2.4	2	2	0	0	0	0	3.6
<b>Totals</b>		<b>0</b>	<b>365:47</b>	<b>33-69</b>	<b>.478</b>	<b>7-14</b>	<b>.500</b>	<b>24-28</b>	<b>.857</b>	<b>16</b>	<b>48</b>	<b>64</b>	<b>2.4</b>	<b>32</b>	<b>14</b>	<b>19</b>	<b>3</b>	<b>10</b>	<b>97</b>	<b>3.6</b>

### CAREER STATISTICS

SEASON	TEAM	GP-GS	MIN/AVG	Field Goals		3-Point		F-Throws		Rebounds				Scoring						
				FG-FGA	FG%	3FG-3FGA	3FG%	FT-FTA	FT%	OFF	DEF	TOT	AVG	PF-FO	A	TO	BLK	STL	PTS	AVG
2019-20	WSU	32-31	919/28.7	140-229	.611	14-33	.424	84-138	.609	73	134	207	6.5	64-2	51	49	12	41	378	11.8
2020-21	WSU	24-24	824/34.3	129-248	.520	13-43	.302	109-137	.796	62	113	175	7.3	39-1	64	38	3	22	380	15.8
2021-22	WSU	36-36	1270/35.3	244-491	.497	14-41	.341	221-280	.789	80	177	257	7.1	90-3	92	90	7	50	723	20.1
2022-23	OSU	27-0	366/13.5	33-69	.478	7-14	.500	24-28	.857	16	48	64	2.4	32-0	14	19	3	10	97	3.6
<b>TOTAL FOR OSU</b>		<b>27-0</b>	<b>366/13.5</b>	<b>33-69</b>	<b>.478</b>	<b>7-14</b>	<b>.500</b>	<b>24-28</b>	<b>.857</b>	<b>16</b>	<b>48</b>	<b>64</b>	<b>2.4</b>	<b>32-0</b>	<b>14</b>	<b>19</b>	<b>3</b>	<b>10</b>	<b>97</b>	<b>3.6</b>
<b>TOTAL</b>		<b>119-91</b>	<b>3378/28.4</b>	<b>546-1037</b>	<b>.527</b>	<b>48-131</b>	<b>.366</b>	<b>438-583</b>	<b>.751</b>	<b>231</b>	<b>472</b>	<b>703</b>	<b>5.9</b>	<b>225-6</b>	<b>221</b>	<b>196</b>	<b>25</b>	<b>123</b>	<b>1578</b>	<b>13.3</b>



# RODDY GAYLE JR.

**FRESHMAN**  
**GUARD • 6-4 • 205**  
**NIAGARA FALLS, N.Y.**  
**WASATCH ACADEMY**

1

- Smooth combo guard
- Can guard multiple positions
- Was the No. 41 ranked player in the 2022 class



### POINTS

Season 15, vs. Michigan St. (3/10/23)

### REBOUNDS

Season 5, at Indiana (1/28/23)

### ASSISTS

Season 3, 5x (last: vs. Wisconsin, 3/8/23)

### STEALS

Season 3, at Illinois (1/24/23)

### BLOCKS

Season 1, 12x (last: vs. Purdue, 3/11/23)

### FIELD GOALS

Season 7, vs. Purdue (3/11/23)

### FG ATTEMPTS

Season 9, vs. Purdue (3/11/23)

### 3-PT FGS

Season 5, vs. Purdue (3/11/23)

### 3-PT FG ATTS

Season 6, vs. Purdue (3/11/23)

### FREE THROWS

Season 3, at Michigan (2/5/23)

### FT ATTEMPTS

Season 4, at Michigan (2/5/23)

### MINUTES

Season 34:20, vs. Purdue (3/11/23)

### GAYLE JR. IN 2022-23

- Notched 7 points, 3 assists and 3 rebounds in his Buckeye debut vs. Robert Morris (11/7)
- Reached double-figures for the first time with 12 points on 5-of-6 shooting vs. St. Francis (12/3)
- Played well at Maryland (1/8), knocking-down a big second-half three-pointer and finishing with six points
- Made his first collegiate start in the win over Iowa (1/21), finishing with nine points
- Had a nice game at Indiana (1/28), scoring seven points to go with a block and a season-high five rebounds
- Started vs. Michigan State (2/12) and played a then season-high 26:28, scoring five points
- Led the team with three assists to go along with four points in the Big Ten Tournament win over Wisconsin (3/8)
- Was big down the stretch of the Big Ten Tournament win over Iowa (3/9), scoring nine points and hitting the go-ahead three-pointer with under four minutes to play
- Was 3-of-3 from deep and finished with a then season-high 15 points in the win over Michigan State (3/10)
- Made a season-best 5-of-6 three-point attempts and finished with a season-high 20 points vs. Purdue (3/11)

### 2022-23 GAME-BY-GAME STATISTICS

Opponent	Date	GS	MIN	Total			3-Pointers			Free throws			Rebounds				PF	A	TO	BLK	STL	PTS	AVG
				FG-FGA	PCT	3FG-3FGA	PCT	FT-FTA	PCT	OFF	DEF	TOT	AVG										
Robert Morris	11/07/2022		14:26	3-5	.600	1-2	.500	0-0	.000	1	2	3	3.0	2	3	1	0	0	0	7	7.0		
Charleston So.	11/10/2022		19:44	3-5	.600	1-1	1.000	2-2	1.000	0	1	1	2.0	3	1	2	1	0	0	9	8.0		
Eastern Ill.	11/16/2022		19:21	3-7	.429	2-3	.667	0-0	.000	1	1	2	2.0	3	3	1	1	2	8	8.0			
vs San Diego St.	11/21/2022		11:24	1-5	.200	0-3	.000	0-0	.000	0	0	0	1.5	1	1	0	0	1	2	6.5			
vs Cincinnati	11/22/2022		14:20	0-3	.000	0-1	.000	0-0	.000	0	2	2	1.6	0	1	1	0	0	0	5.2			
vs Texas Tech	11/23/2022		07:45	0-1	.000	0-1	.000	0-0	.000	0	1	1	1.5	1	0	0	0	0	0	4.3			
at Duke	11/30/2022		08:30	1-4	.250	0-1	.000	1-2	.500	0	2	2	1.6	2	0	1	0	0	3	4.1			
Saint Francis (PA)	12/03/2022		21:56	5-6	.833	2-2	1.000	0-0	.000	0	2	2	1.6	2	3	1	1	1	12	5.1			
Rutgers	12/08/2022		10:10	1-3	.333	0-2	.000	0-0	.000	0	2	2	1.7	2	0	1	0	0	2	4.8			
vs North Carolina	12/17/2022		19:58	1-4	.250	0-2	.000	0-0	.000	0	2	2	1.7	3	2	1	0	1	2	4.5			
Maine	12/21/2022		20:07	3-5	.600	0-1	.000	0-0	.000	0	1	1	1.6	0	2	3	0	0	6	4.6			
Alabama A&M	12/29/2022		11:55	1-2	.500	0-0	.000	0-0	.000	0	1	1	1.6	1	3	1	1	0	2	4.4			
at Northwestern	01/01/2023		07:19	0-3	.000	0-1	.000	0-0	.000	0	4	4	1.8	0	0	0	0	0	0	4.1			
Purdue	01/05/2023		15:52	2-4	.500	0-1	.000	0-0	.000	0	0	0	1.6	1	1	0	0	2	4.1				
at Maryland	01/08/2023		16:11	2-4	.500	1-1	1.000	1-2	.500	0	1	1	1.6	2	0	1	0	2	6	4.2			
Minnesota	01/12/2023		07:42	0-3	.000	0-1	.000	0-0	.000	0	0	0	1.5	2	0	1	0	0	0	3.9			
at Rutgers	01/15/2023		08:21	0-0	.000	0-0	.000	0-0	.000	0	0	0	1.4	2	0	0	1	0	0	3.7			
at Nebraska	01/18/2023		08:17	1-2	.500	0-0	.000	0-0	.000	0	1	1	1.4	0	0	1	0	0	2	3.6			
Iowa	01/21/2023	*	17:03	4-7	.571	0-1	.000	1-1	1.000	0	2	2	1.4	4	0	0	0	0	9	3.9			
at Illinois	01/24/2023		18:23	1-4	.250	1-1	1.000	0-0	.000	1	0	1	1.4	0	1	0	0	3	3	3.9			
at Indiana	01/28/2023		19:04	2-3	.667	1-2	.500	2-2	1.000	2	3	5	1.6	2	1	1	1	0	7	4.0			
Wisconsin	02/02/2023		10:55	1-4	.250	0-1	.000	0-0	.000	0	2	2	1.6	2	0	1	0	0	2	3.9			
at Michigan	02/05/2023		09:38	0-4	.000	0-1	.000	3-4	.750	0	0	0	1.5	0	0	0	0	0	3	3.9			
Northwestern	02/09/2023		04:05	1-1	1.000	0-0	.000	0-0	.000	0	0	0	1.5	1	0	0	0	0	2	3.8			
Michigan St.	02/12/2023	*	26:28	2-6	.333	1-3	.333	0-0	.000	1	1	2	1.5	0	2	1	1	1	5	3.8			
at Iowa	02/16/2023	*	24:51	3-4	.750	0-0	.000	0-0	.000	1	1	2	1.5	1	0	2	1	0	6	3.9			
at Purdue	02/19/2023	*	22:16	1-4	.250	1-2	.500	0-0	.000	0	0	0	1.4	2	0	0	1	1	3	3.9			
Penn St.	02/23/2023	*	11:54	1-3	.333	1-2	.500	0-0	.000	0	2	2	1.5	1	0	0	0	0	3	3.9			
Illinois	02/26/2023	*	30:23	1-5	.200	0-1	.000	0-0	.000	0	2	2	1.5	4	2	1	0	2	2	3.8			
Maryland	03/01/2023		09:31	0-2	.000	0-0	.000	0-0	.000	0	0	0	1.4	1	0	0	0	0	0	3.7			
at Michigan St.	03/04/2023	*	18:55	2-3	.667	0-1	.000	0-0	.000	0	1	1	1.4	2	0	0	1	0	4	3.7			
vs Wisconsin	03/08/2023	*	21:08	1-3	.333	0-1	.000	2-2	1.000	0	4	4	1.5	2	3	1	0	2	4	3.7			
vs Iowa	03/09/2023	*	23:47	3-5	.600	1-1	1.000	2-2	1.000	1	2	3	1.5	2	1	1	0	1	9	3.8			
vs Michigan St.	03/10/2023	*	25:42	5-8	.625	3-3	1.000	2-2	1.000	0	3	3	1.6	4	1	1	1	1	15	4.2			
vs Purdue	03/11/2023	*	34:20	7-9	.778	5-6	.833	1-2	.500	1	2	3	1.6	2	1	2	1	1	20	4.6			
<b>Totals</b>		<b>11</b>	<b>571:40</b>	<b>62-141</b>	<b>.440</b>	<b>21-49</b>	<b>.429</b>	<b>17-21</b>	<b>.810</b>	<b>9</b>	<b>48</b>	<b>57</b>	<b>1.6</b>	<b>57</b>	<b>32</b>	<b>27</b>	<b>12</b>	<b>21</b>	<b>162</b>	<b>4.6</b>			

### CAREER STATISTICS

SEASON	TEAM	GP-GS	MIN/AVG	Field Goals	3-Point	F-Throws	Rebounds	Scoring												
				FG-FGA	FG%	3FG-3FGA	3FG%	FT-FTA	FT%	OFF	DEF	TOT	AVG	PF-FO	A	TO	BLK	STL	PTS	AVG
2022-23	OSU	35-11	572/16.3	62-141	.440	21-49	.429	17-21	.810	9	48	57	1.6	57-0	32	27	12	21	162	4.6
<b>TOTAL</b>		<b>35-11</b>	<b>572/16.3</b>	<b>62-141</b>	<b>.440</b>	<b>21-49</b>	<b>.429</b>	<b>17-21</b>	<b>.810</b>	<b>9</b>	<b>48</b>	<b>57</b>	<b>1.6</b>	<b>57-0</b>	<b>32</b>	<b>27</b>	<b>12</b>	<b>21</b>	<b>162</b>	<b>4.6</b>



# BRUCE THORNTON

**FRESHMAN**  
**GUARD • 6-2 • 215**  
**ALPHARETTA, GA.**  
**MILTON**

**2**

- Georgia's Gatorade Player of the Year in 2022
- Was the No. 42 ranked player in the 2022 class
- HS All-American as a junior, leading Milton to a Class 7A state title
- Physical and strong point guard



**POINTS**

Season 22, at Michigan (2/5/23)

**REBOUNDS**

Season 7, vs. Eastern Illinois (11/16/22)

**ASSISTS**

Season 6, 3x (last vs. Michigan St., 3/10/23)

**STEALS**

Season 3, at Purdue (2/19/23)

**BLOCKS**

Season 2, vs. Michigan St. (3/10/23)

**FIELD GOALS**

Season 10, at Michigan (2/5/23)

**FG ATTEMPTS**

Season 17, vs. Michigan State (3/10/23)

**3-PT FGS**

Season 4, at Michigan State (3/4/23)

**3-PT FG ATTS**

Season 8, at Michigan State (3/4/23)

**FREE THROWS**

Season 4, 3x (last: vs. Michigan St., 3/10/23)

**FT ATTEMPTS**

Season 7, vs. Michigan St. (3/10/23)

**MINUTES**

Season 38:32, vs. Texas Tech (11/23/22)

**THORNTON IN 2022-23**


- Had 3 points and 4 assists in his Buckeye debut vs. Robert Morris (11/7)
- Pulled down seven rebounds to go along with five points vs. Eastern Illinois (11/16)
- Scored 13 points in the Maui Invitational opener vs. San Diego State (11/21)
- Followed with a 17-point performance in the win over Cincinnati (11/22)
- Played over 38 minutes and has nine points, four assist and just two turnovers vs. Texas Tech (11/23)
- Had 17 points in the OT loss vs. North Carolina (12/17) at Madison Square Garden
- Scored a season-high 22 points on 10-of-13 shooting at Michigan (2/5)
- Knocked-down three three-pointers and finished with 19 points vs. Penn State (2/23)
- Led the team with 20 points on 8-of-11 shooting in the win over Illinois (2/26)
- Made a season-high four three-pointers and finished with 20 points at Michigan State (3/4)
- Tied a season-high with six assists to go along with a team-high 17 points in the B1G Tournament win over Iowa (3/9)
- Had six assists and zero turnovers while posting a game-high 21 points in the win over Michigan State (3/10)
- Was named to the Big Ten All-Tournament Team

**2022-23 GAME-BY-GAME STATISTICS**

Opponent	Date	GS	MIN	Total		3-Pointers		Free throws		Rebounds				PF	A	TO	BLK	STL	PTS	AVG	
				FG-FGA	PCT	3FG-3FGA	PCT	FT-FTA	PCT	OFF	DEF	TOT	AVG								
Robert Morris	11/07/2022	*	23:58	1-4	.250	1-2	.500	0-0	.000	0	2	2	2.0	1	4	2	0	0	3	3.0	
Charleston So.	11/10/2022	*	22:60	2-3	.667	0-1	.000	4-4	1.000	0	0	0	1.0	0	2	1	0	0	8	5.5	
Eastern Ill.	11/16/2022	*	27:43	2-6	.333	1-4	.250	0-0	.000	0	7	7	3.0	3	3	3	0	0	5	5.3	
vs San Diego St.	11/21/2022	*	24:52	4-8	.500	2-5	.400	3-3	1.000	0	3	3	3.0	5	3	1	0	2	13	7.3	
vs Cincinnati	11/22/2022	*	26:01	6-9	.667	2-3	.667	3-3	1.000	0	0	0	2.4	2	0	0	0	2	17	9.2	
vs Texas Tech	11/23/2022	*	38:32	3-6	.500	3-4	.750	0-0	.000	1	3	4	2.7	0	4	2	0	1	9	9.2	
at Duke	11/30/2022	*	35:45	5-8	.625	1-2	.500	0-0	.000	0	0	0	2.3	1	2	4	0	1	11	9.4	
Saint Francis (PA)	12/03/2022	*	25:14	5-10	.500	3-5	.600	0-0	.000	0	2	2	2.3	0	2	0	0	0	13	9.9	
Rutgers	12/08/2022	*	38:30	3-9	.333	1-4	.250	3-4	.750	0	4	4	2.4	2	5	3	0	2	10	9.9	
vs North Carolina	12/17/2022	*	35:25	6-10	.600	2-4	.500	3-5	.600	2	3	5	2.7	2	5	5	0	0	17	10.6	
Maine	12/21/2022	*	29:07	5-10	.500	1-2	.500	0-0	.000	0	6	6	3.0	1	5	0	0	0	11	10.6	
Alabama A&M	12/29/2022	*	30:02	4-8	.500	0-0	.000	4-8	.500	0	2	2	2.9	3	5	1	1	0	12	10.8	
at Northwestern	01/01/2023	*	28:25	2-8	.250	0-1	.000	2-2	1.000	0	4	4	3.0	1	6	1	0	0	6	10.4	
Purdue	01/05/2023	*	27:22	2-8	.250	2-3	.667	2-2	1.000	0	5	5	3.1	1	3	2	0	2	8	10.2	
at Maryland	01/08/2023	*	24:48	2-7	.286	1-3	.333	2-2	1.000	0	2	2	3.1	3	1	3	0	2	7	10.0	
Minnesota	01/12/2023	*	31:10	4-10	.400	2-4	.500	0-0	.000	1	2	3	3.1	4	1	1	0	1	10	10.0	
at Rutgers	01/15/2023	*	36:37	2-7	.286	0-2	.000	0-0	.000	0	5	5	3.7	1	1	0	0	1	4	9.6	
at Nebraska	01/18/2023	*	32:42	1-6	.167	0-2	.000	0-0	.000	0	3	3	3.2	1	2	1	0	1	2	9.2	
Iowa	01/21/2023	*	14:38	0-4	.000	0-3	.000	0-0	.000	0	0	0	3.0	0	2	0	0	0	0	8.7	
at Illinois	01/24/2023	*	27:36	3-7	.429	1-2	.500	1-2	.500	0	1	1	2.9	2	0	1	0	1	8	8.7	
at Indiana	01/28/2023	*	24:10	1-5	.200	0-2	.000	2-2	1.000	0	1	1	2.8	4	3	0	0	1	4	8.5	
Wisconsin	02/02/2023	*	28:46	2-8	.250	1-5	.200	0-0	.000	1	2	3	2.8	1	0	2	0	0	5	8.3	
at Michigan	02/05/2023	*	36:21	10-13	.769	2-3	.667	0-1	.000	0	1	1	2.7	0	1	1	0	2	22	8.9	
Northwestern	02/09/2023	*	35:09	5-9	.556	0-3	.000	2-2	1.000	0	2	2	2.7	3	3	0	0	0	12	9.0	
Michigan St.	02/12/2023	*	38:25	4-9	.444	1-4	.250	0-0	.000	0	5	5	2.8	0	2	1	0	1	9	9.0	
at Iowa	02/16/2023	*	25:29	3-5	.600	2-4	.500	3-3	1.000	0	2	2	2.8	2	2	2	0	0	11	9.1	
at Purdue	02/19/2023	*	26:16	1-6	.167	0-1	.000	1-2	.500	0	0	0	2.7	0	1	1	1	3	3	8.9	
Penn St.	02/23/2023	*	36:25	7-12	.583	3-7	.429	2-3	.667	1	3	4	2.7	2	1	0	0	0	19	9.3	
Illinois	02/26/2023	*	34:04	8-11	.727	1-2	.500	3-4	.750	1	4	5	2.8	2	2	1	0	0	20	9.6	
Maryland	03/01/2023	*	34:14	4-10	.400	1-4	.250	1-1	1.000	0	2	2	2.8	0	3	2	1	0	10	9.6	
at Michigan St.	03/04/2023	*	33:19	7-15	.467	4-8	.500	2-2	1.000	0	2	2	2.7	3	1	1	0	1	20	10.0	
vs Wisconsin	03/08/2023	*	38:03	6-12	.500	1-4	.250	2-4	.500	0	4	4	2.8	2	2	4	0	2	15	10.1	
vs Iowa	03/09/2023	*	33:30	8-13	.615	1-3	.333	0-0	.000	0	1	1	2.7	3	6	0	0	2	17	10.3	
vs Michigan St.	03/10/2023	*	34:31	8-17	.471	1-3	.333	4-7	.571	2	2	4	2.8	0	6	0	2	1	21	10.6	
vs Purdue	03/11/2023	*	33:47	3-12	.250	1-3	.333	2-4	.500	1	1	2	2.7	3	3	0	0	0	9	10.6	
<b>Totals</b>			<b>35</b>	<b>1068:49</b>	<b>139-305</b>	<b>.456</b>	<b>42-112</b>	<b>.375</b>	<b>51-70</b>	<b>.729</b>	<b>10</b>	<b>86</b>	<b>96</b>	<b>2.7</b>	<b>58</b>	<b>92</b>	<b>46</b>	<b>5</b>	<b>29</b>	<b>371</b>	<b>10.6</b>

**CAREER STATISTICS**

SEASON	TEAM	GP-GS	MIN/AVG	FG-FGA	FG%	3FG-3FGA	3FG%	FT-FTA	FT%	OFF	DEF	TOT	AVG	PF-FO	A	TO	BLK	STL	PTS	AVG
2022-23	OSU	35-35	1069/30.5	139-305	.456	42-112	.375	51-70	.729	10	86	96	2.7	58-1	92	46	5	29	371	10.6
<b>TOTAL</b>		<b>35-35</b>	<b>1069/30.5</b>	<b>139-305</b>	<b>.456</b>	<b>42-112</b>	<b>.375</b>	<b>51-70</b>	<b>.729</b>	<b>10</b>	<b>86</b>	<b>96</b>	<b>2.7</b>	<b>58-1</b>	<b>92</b>	<b>46</b>	<b>5</b>	<b>29</b>	<b>371</b>	<b>10.6</b>



# EUGENE BROWN III

**JUNIOR**  
**GUARD • 6-7 • 195**  
**CONYERS, GA.**  
**SOUTHWEST DEKALB**

**3**

- One of four returning players on the roster -- played in 55 games his first two years
- Is a "three and D" guy who shows up on the defensive end of the floor
- Spaces the well and will knock down the open three
- Plays with a high motor



**POINTS**

Season 9, vs. Illinois (2/26/23)  
 Career 14, vs. IUPUI (1/18/22)

**REBOUNDS**

Season 6, vs. Purdue (3/11/23)  
 Career 8, 2x (last: at Michigan, 2/12/22)

**ASSISTS**

Season 2, at Purdue (2/19/23)  
 Career 3, vs. Nebraska (3/1/22)

**STEALS**

Season 2, 3x (last: vs. Iowa, 3/9/23)  
 Career 3, vs. Indiana (2/21/22)

**BLOCKS**

Season 2, at Maryland (1/8/23)  
 Career 2, 3x (last: at Maryland, 1/8/23)

**FIELD GOALS**

Season 4, vs. Illinois (2/26/23)  
 Career 5, vs. BGSU (11/15/21)

**FG ATTEMPTS**

Season 5, at Purdue (2/19/23)  
 Career 9, vs. BGSU (11/15/21)

**3-PT FGS**

Season 1, 6x (last: vs. Purdue, 3/11/23)  
 Career 3, vs. UCLA (12/19/20)

**3-PT FG ATTS**

Season 4, at Purdue (2/19/23)  
 Career 5, vs. BGSU (11/15/21)

**FREE THROWS**

Season 3, at Michigan State (3/4/23)  
 Career 5, vs. IUPUI (1/18/22)

**FT ATTEMPTS**

Season 4, at Michigan State (3/4/23)  
 Career 6, vs. IUPUI (1/18/22)

**MINUTES**

Season 22:35, at Purdue (2/19/23)  
 Career 29:15, vs. Indiana (2/21/22)

**2022-23 GAME-BY-GAME STATISTICS**

Opponent	Date	GS	MIN	Total		3-Pointers		Free throws		Rebounds				PF	A	TO	BLK	STL	PTS	AVG
				FG-FGA	PCT	3FG-3FGA	PCT	FT-FTA	PCT	OFF	DEF	TOT	AVG							
Alabama A&M	12/29/2022		05:07	0-1	.000	0-1	.000	2-2	1.000	1	1	2	2.0	1	0	0	0	2	2	2.0
at Northwestern	01/01/2023		05:45	1-1	1.000	0-0	.000	0-0	.000	0	0	0	1.0	0	0	0	0	1	2	2.0
Purdue	01/05/2023		06:02	1-2	.500	1-2	.500	0-0	.000	1	1	2	1.3	1	0	0	0	0	3	2.3
at Maryland	01/08/2023		17:28	1-3	.333	1-1	1.000	0-0	.000	0	2	2	1.5	4	0	0	2	0	3	2.5
Minnesota	01/12/2023	*	08:12	1-1	1.000	0-0	.000	0-0	.000	1	0	1	1.4	1	0	0	0	0	2	2.4
at Rutgers	01/15/2023		02:58	0-1	.000	0-0	.000	0-0	.000	0	2	2	1.5	0	0	0	0	0	0	2.0
at Nebraska	01/18/2023		06:33	0-0	.000	0-0	.000	0-0	.000	0	1	1	1.4	0	0	0	2	0	0	1.7
at Illinois	01/24/2023		08:27	1-1	1.000	0-0	.000	0-0	.000	0	0	0	1.3	2	0	0	0	0	2	1.8
at Indiana	01/28/2023		11:28	1-2	.500	0-1	.000	0-0	.000	1	0	1	1.2	0	0	0	0	0	2	1.8
Wisconsin	02/02/2023		01:59	0-1	.000	0-1	.000	0-0	.000	0	1	1	1.2	0	0	0	0	0	0	1.6
at Michigan	02/05/2023		13:41	1-2	.500	1-2	.500	0-0	.000	0	2	2	1.3	2	0	1	0	0	3	1.7
Michigan St.	02/12/2023		05:42	0-1	.000	0-1	.000	0-0	.000	0	0	0	1.2	0	0	0	0	0	0	1.6
at Iowa	02/16/2023		08:44	0-0	.000	0-0	.000	0-0	.000	0	1	1	1.2	0	0	0	0	0	0	1.5
at Purdue	02/19/2023		22:35	2-5	.400	1-4	.250	0-2	.000	0	1	1	1.1	3	2	0	0	1	5	1.7
Penn St.	02/23/2023		15:32	0-1	.000	0-0	.000	0-0	.000	1	0	1	1.1	0	0	0	1	0	0	1.6
Illinois	02/26/2023		17:20	4-4	1.000	1-1	1.000	0-0	.000	2	2	4	1.3	2	0	1	0	2	9	2.1
Maryland	03/01/2023		09:08	1-2	.500	0-0	.000	0-0	.000	0	1	1	1.3	5	0	2	0	0	2	2.1
at Michigan St.	03/04/2023		16:55	1-1	1.000	0-0	.000	3-4	.750	1	2	3	1.4	1	1	1	1	0	5	2.2
vs Wisconsin	03/08/2023		09:52	0-0	.000	0-0	.000	0-0	.000	0	0	0	1.3	3	1	2	0	1	0	2.1
vs Iowa	03/09/2023		11:22	0-1	.000	0-1	.000	1-2	.500	0	2	2	1.4	1	0	0	0	2	1	2.1
vs Michigan St.	03/10/2023		03:59	0-0	.000	0-0	.000	0-0	.000	0	1	1	1.3	1	0	1	0	0	0	2.0
vs Purdue	03/11/2023		12:57	2-2	1.000	1-1	1.000	2-2	1.000	1	5	6	1.5	4	0	1	0	0	7	2.2
<b>Totals</b>		<b>1</b>	<b>221:43</b>	<b>17-32</b>	<b>.531</b>	<b>6-16</b>	<b>.375</b>	<b>8-12</b>	<b>.667</b>	<b>9</b>	<b>25</b>	<b>34</b>	<b>1.5</b>	<b>31</b>	<b>4</b>	<b>9</b>	<b>6</b>	<b>9</b>	<b>48</b>	<b>2.2</b>

**CAREER STATISTICS**

SEASON	TEAM	GP-GS	MIN/AVG	Field Goals		3-Point		F-Throws		Rebounds				Scoring						
				FG-FGA	FG%	3FG-3FGA	3FG%	FT-FTA	FT%	OFF	DEF	TOT	AVG	PF-FO	A	TO	BLK	STL	PTS	AVG
2020-21	OSU	29-0	178/6.1	13-37	.351	7-25	.280	2-4	.500	9	28	37	1.3	10-0	6	4	4	3	35	1.5
2021-22	OSU	26-10	442/17.0	34-77	.442	8-35	.229	14-23	.609	19	44	63	2.4	42-0	14	14	7	5	90	3.5
2022-23	OSU	22-1	222/10.1	17-32	.531	6-16	.375	8-12	.667	9	25	34	1.5	31-1	4	9	6	9	48	2.2
<b>TOTAL</b>		<b>77-11</b>	<b>842/10.9</b>	<b>64-146</b>	<b>.438</b>	<b>21-76</b>	<b>.276</b>	<b>24-39</b>	<b>.615</b>	<b>37</b>	<b>97</b>	<b>134</b>	<b>1.7</b>	<b>83-1</b>	<b>24</b>	<b>27</b>	<b>17</b>	<b>17</b>	<b>173</b>	<b>2.2</b>



# SEAN MCNEIL

**GRADUATE GUARD • 6-4 • 205**  
**UNION, KY.**  
**COOPER / SINCLAIR CC / WEST VIRGINIA**

**4**



- Transfer from West Virginia who played in 89 games and averaged 12.2 points per game in each of the last two seasons
- Knock-down shooter. Will space the floor as he's a true three-point threat
- Made 155 three-pointers in three seasons at West Virginia

**MCNEIL IN 2022-23**

- Had 13 points and tied a career-high with six rebounds in the win over Charleston Southern (11/10)
- Made three 3-pointers and finished with a game-high 22 points against San Diego State (11/21)
- Went over 1,000 career points with a three-pointer against Maine (12/21)
- Knocked-down three threes and finished with 15 points in the win at Northwestern (1/1)
- Made three 3-pointers, had a career-high tying two steals and fouled-out for the first time in his career at Rutgers (1/15)
- Came off the bench for the first time and scored 10 points on 4-of-5 shooting and 2-of-2 from long range
- Was 7-of-7 from the floor and 4-of-4 from deep for a team-high 20 points at Iowa (2/16)
- Reached 200 career three-pointers in the game against Iowa
- Was 6-of-8 from the floor to lead the team with 17 points in the Big Ten Tournament win over Wisconsin (3/8)

**POINTS**

Season 22, vs. San Diego St. (11/21/22)  
 Career 26, 2x (last: vs. Kansas St., 1/8/22)

**REBOUNDS**

Season 6, 2x (last: vs. Michigan St., 3/10/23)  
 Career 6, 3x (last: vs. Michigan St., 3/10/23)

**ASSISTS**

Season 4, vs. St. Francis (12/3/22)  
 Career 4, 4x (last: vs. St. Francis, 12/3/22)

**STEALS**

Season 3, at Purdue (2/19/23)  
 Career 3, at Purdue (2/19/23)

**BLOCKS**

Season 1, 3x (last: vs. Ala. A&M, 12/29/22)  
 Career 2, 2x (last: at UAB, 12/18/21)

**FIELD GOALS**

Season 9, vs. San Diego St. (11/21/22)  
 Career 9, 2x (vs. San Diego St., 11/21/22)

**FG ATTEMPTS**

Season 14, vs. San Diego St. (11/21/22)  
 Career 18, vs. Kansas (2/19/22)

**3-PT FGS**

Season 4, at Iowa (2/16/23)  
 Career 7, vs. Syracuse (3/21/21)

**3-PT FG ATTS**

Season 9, vs. Alabama A&M (12/29/22)  
 Career 13, vs. Syracuse (3/21/21)

**FREE THROWS**

Season 5, vs. Texas Tech (11/23/22)  
 Career 7, vs. TCU (3/4/21)

**FT ATTEMPTS**

Season 6, at Nebraska (1/18/23)  
 Career 8, vs. TCU (3/4/21)

**MINUTES**

Season 39:10, vs. Michigan St. (3/10/23)  
 Career 46:02, vs. Oklahoma (2/13/21)

**2022-23 GAME-BY-GAME STATISTICS**

Opponent	Date	GS	MIN	Total		3-Pointers		Free throws		Rebounds				PF	A	TO	BLK	STL	PTS	AVG	
				FG-FGA	PCT	3FG-3FGA	PCT	FT-FTA	PCT	OFF	DEF	TOT	AVG								
Robert Morris	11/07/2022	*	24:16	2-5	.400	2-3	.667	0-0	.000	0	0	0	0.0	2	2	0	1	0	6	6.0	
Charleston So.	11/10/2022	*	24:05	5-10	.500	2-5	.400	1-1	1.000	3	3	6	3.0	0	1	0	1	13	9.5		
Eastern Ill.	11/16/2022	*	28:37	0-2	.000	0-2	.000	0-0	.000	0	2	2	2.7	1	1	1	0	0	6.3		
vs San Diego St.	11/21/2022	*	31:15	9-14	.643	3-7	.429	1-1	1.000	0	2	2	2.5	3	1	1	0	0	22	10.3	
vs Cincinnati	11/22/2022	*	26:19	2-6	.333	1-4	.250	0-0	.000	0	1	1	2.2	2	0	0	0	5	9.2		
vs Texas Tech	11/23/2022	*	30:09	3-10	.300	2-7	.286	5-5	1.000	0	1	1	2.0	4	0	3	0	13	9.8		
at Duke	11/30/2022	*	35:14	5-13	.385	2-7	.286	2-2	1.000	1	2	3	2.1	1	1	1	0	14	10.4		
Saint Francis (PA)	12/03/2022	*	20:39	4-7	.571	2-4	.500	0-0	.000	0	1	1	2.0	0	4	0	0	10	10.4		
Rutgers	12/08/2022	*	29:50	3-6	.500	1-3	.333	0-0	.000	0	1	1	1.9	0	2	2	1	0	7	10.0	
vs North Carolina	12/17/2022	*	37:20	3-10	.300	1-5	.200	0-0	.000	0	3	3	2.0	2	2	3	0	0	7	9.7	
Maine	12/21/2022	*	24:26	3-6	.500	2-4	.500	0-0	.000	0	1	1	1.9	0	2	1	0	1	8	9.5	
Alabama A&M	12/29/2022	*	26:53	3-10	.300	3-9	.333	0-0	.000	0	4	4	2.1	0	1	0	1	0	9	9.5	
at Northwestern	01/01/2023	*	31:52	5-8	.625	3-5	.600	2-2	1.000	0	2	2	2.1	0	2	0	0	1	15	9.9	
Purdue	01/05/2023	*	25:21	3-5	.600	1-3	.333	0-0	.000	0	1	1	2.0	0	0	0	0	1	7	9.7	
at Maryland	01/08/2023	*	26:23	2-4	.500	2-3	.667	2-2	1.000	0	2	2	2.0	3	1	0	0	0	8	9.6	
Minnesota	01/12/2023	*	34:00	3-9	.333	2-2	1.000	3-3	1.000	0	1	1	1.9	0	0	0	0	1	11	9.7	
at Rutgers	01/15/2023	*	31:16	3-12	.250	3-7	.429	2-2	1.000	1	2	3	2.0	5	1	2	0	2	11	9.8	
at Nebraska	01/18/2023	*	31:45	4-10	.400	2-7	.286	3-6	.500	0	3	3	2.1	2	2	2	0	0	13	9.9	
Iowa	01/21/2023	*	24:07	4-5	.800	2-2	1.000	0-0	.000	1	1	2	2.1	2	2	1	0	0	10	9.9	
at Illinois	01/24/2023	*	32:37	2-6	.333	1-2	.500	2-2	1.000	1	4	5	2.2	0	3	1	0	0	7	9.8	
at Indiana	01/28/2023	*	30:43	3-11	.273	0-5	.000	3-3	1.000	0	1	1	2.1	0	1	1	0	2	9	9.8	
Wisconsin	02/02/2023	*	32:02	2-5	.400	1-1	1.000	2-2	1.000	0	2	2	2.1	2	3	1	0	0	7	9.6	
at Michigan	02/05/2023	*	30:55	2-5	.400	0-3	.000	1-2	.500	0	1	1	2.1	3	2	0	0	0	5	9.4	
Northwestern	02/09/2023	*	35:55	3-9	.333	1-4	.250	1-2	.500	1	1	2	2.1	0	0	4	0	0	8	9.4	
Michigan St.	02/12/2023	*	26:46	4-13	.308	2-8	.250	0-0	.000	0	2	2	2.1	0	0	0	0	1	10	9.4	
at Iowa	02/16/2023	*	24:15	7-7	1.000	4-4	1.000	2-2	1.000	0	0	0	2.0	0	0	1	0	1	20	9.8	
at Purdue	02/19/2023	*	32:22	4-10	.400	0-5	.000	2-2	1.000	0	1	1	2.0	1	2	1	0	3	10	9.8	
Penn St.	02/23/2023	*	28:06	2-10	.200	1-8	.125	0-0	.000	1	0	1	1.9	1	0	0	0	0	5	9.6	
Illinois	02/26/2023	*	19:14	4-8	.500	1-4	.250	0-0	.000	0	1	1	1.9	1	0	1	0	0	9	9.6	
Maryland	03/01/2023	*	33:29	3-6	.500	2-3	.667	2-2	1.000	0	3	3	1.9	1	0	0	0	1	10	9.6	
at Michigan St.	03/04/2023	*	28:26	4-7	.571	3-6	.500	0-0	.000	1	2	3	2.0	3	3	0	0	1	11	9.7	
vs Wisconsin	03/08/2023	*	26:21	6-8	.750	3-4	.750	2-2	1.000	0	1	1	1.9	1	0	2	0	0	17	9.9	
vs Iowa	03/09/2023	*	30:32	4-8	.500	3-6	.500	2-2	1.000	0	2	2	1.9	1	3	0	0	0	13	10.0	
vs Michigan St.	03/10/2023	*	39:10	2-8	.250	1-5	.200	0-0	.000	1	5	6	2.1	1	3	0	0	0	5	9.9	
vs Purdue	03/11/2023	*	22:49	2-6	.333	0-3	.000	0-0	.000	0	1	1	2.0	3	0	1	0	0	4	9.7	
<b>Totals</b>			<b>26</b>	<b>1017:32</b>	<b>120-279</b>	<b>.430</b>	<b>59-160</b>	<b>.369</b>	<b>40-45</b>	<b>.889</b>	<b>11</b>	<b>60</b>	<b>71</b>	<b>2.0</b>	<b>45</b>	<b>44</b>	<b>31</b>	<b>3</b>	<b>16</b>	<b>339</b>	<b>9.7</b>

**CAREER STATISTICS**

SEASON	TEAM	GP-GS	MIN/AVG	Field Goals		3-Point		F-Throws		Rebounds				Scoring						
				FG-FGA	FG%	3FG-3FGA	3FG%	FT-FTA	FT%	OFF	DEF	TOT	AVG	PF-FO	A	TO	BLK	STL	PTS	AVG
2019-20	WVU	28-0	417/14.9	48-130	.369	29-88	.330	30-37	.811	6	27	33	1.2	29-0	14	11	3	9	155	5.5
2020-21	WVU	29-23	854/29.4	119-291	.409	69-178	.388	48-54	.889	8	55	63	2.2	35-0	24	26	0	15	355	12.2
2021-22	WVU	32-32	1078/33.7	134-324	.414	57-155	.368	65-75	.867	12	69	81	2.5	31-0	44	34	3	23	390	12.2
2022-23	OSU	35-26	1018/29.1	120-279	.430	59-160	.369	40-45	.889	11	60	71	2.0	45-1	44	31	3	16	339	9.7
<b>TOTAL FOR OSU</b>		<b>35-26</b>	<b>1018/29.1</b>	<b>120-279</b>	<b>.430</b>	<b>59-160</b>	<b>.369</b>	<b>40-45</b>	<b>.889</b>	<b>11</b>	<b>60</b>	<b>71</b>	<b>2.0</b>	<b>45-1</b>	<b>44</b>	<b>31</b>	<b>3</b>	<b>16</b>	<b>339</b>	<b>9.7</b>
<b>TOTAL</b>		<b>124-81</b>	<b>3366/27.1</b>	<b>421-1024</b>	<b>.411</b>	<b>214-581</b>	<b>.368</b>	<b>183-211</b>	<b>.867</b>	<b>37</b>	<b>211</b>	<b>248</b>	<b>2.0</b>	<b>140-1</b>	<b>126</b>	<b>102</b>	<b>9</b>	<b>63</b>	<b>1239</b>	<b>10.0</b>



# BRICE SENSABAUGH

**FRESHMAN**  
**FORWARD • 6-6 • 235**  
**ORLANDO, FLA.**  
**LAKE HIGHLAND PREP**

10



- Florida's Gatorade Player of the Year in 2022
- Averaged over 25 points and seven rebounds per game last year as a senior
- Can score at all three levels as he made 89 threes during his senior year
- One of the best leapers on the team

### SENSABAUGH IN 2022-23

- Had a great Buckeye debut, scoring 17 points and grabbing 9 rebounds vs. Robert Morris (11/7)
- Posted his first 20-point game with 20 points on 3-of-7 from long range vs. Eastern Illinois (11/16)
- Scored double-figures for the fourth consecutive game with 17 points vs. San Diego State (11/21)
- Knocked-down three 3-pointers and finished with 17 points in the win over Cincinnati (11/22)
- Made his first collegiate start and finished with 13 points on 3-of-4 from deep in the win over Rutgers (12/8)
- Shined vs. North Carolina (12/17) at The Garden, scoring a season-high 22 points to go along with 8 rebounds and 3 assists
- Had 19 points, seven rebounds and a season-high seven assists vs. Maine (12/21)
- Named Big Ten Freshman of the Week in three consecutive weeks on Dec. 19, Dec. 27 and Jan. 3
- Scored a game-high 21 points and grabbed five rebounds vs. No. 1 Purdue (1/5)
- Recorded his first career double-double with 18 points and 10 rebounds vs. Minnesota (1/12)
- Notched another double-double with 20 points and 11 rebounds at Rutgers (1/15)
- Had a third-consecutive double-double, scoring 18 points and grabbing 10 rebounds at Nebraska (1/18)
- Was 10-of-12 from the floor and 4-of-5 from long range en route to a season-high 27 points vs. Iowa (1/21)

### POINTS

Season 27, vs. Iowa (1/21/23)

### REBOUNDS

Season 11, 2x (last: vs. Wisconsin, 3/8/23)

### ASSISTS

Season 7, vs. Maine (12/21/22)

### STEALS

Season 2, 3x (last: vs. Northwestern, 2/9/23)

### BLOCKS

Season 2, at Northwestern (1/1/23)

### FIELD GOALS

Season 10, 2x (last: vs. Iowa, 1/21/23)

### FG ATTEMPTS

Season 18, 2x (last: vs. Minnesota, 1/12/23)

### 3-PT FGS

Season 4, 2x (last: vs. Iowa, 1/21/23)

### 3-PT FG ATTS

Season 7, 4x (last: vs. Michigan St., 2/12/23)

### FREE THROWS

Season 6, vs. Robert Morris (11/7/22)

### FT ATTEMPTS

Season 8, vs. Robert Morris (11/7/22)

### MINUTES

Season 35:38, vs. Purdue (1/5/23)

### DOUBLE-DOUBLES (3)

Date	Team	Pts / Reb
1/12/23	Minnesota	18 / 10
1/15/23	at Rutgers	20 / 11
1/18/23	at Nebraska	18 / 10

### 2022-23 GAME-BY-GAME STATISTICS

Opponent	Date	GS	MIN	Total		3-Pointers		Free throws		Rebounds				PF	A	TO	BLK	STL	PTS	AVG
				FG-FGA	PCT	3FG-3FGA	PCT	FT-FTA	PCT	OFF	DEF	TOT	AVG							
Robert Morris	11/07/2022		17:31	5-8	.625	1-4	.250	6-8	.750	2	7	9	9.0	2	1	3	0	1	17	17.0
Charleston So.	11/10/2022		18:24	6-12	.500	1-3	.333	1-2	.500	1	3	4	6.5	0	0	2	0	0	14	15.5
Eastern Ill.	11/16/2022		16:47	6-14	.429	3-7	.429	5-6	.833	1	3	4	5.7	0	1	0	0	20	17.0	
vs San Diego St.	11/21/2022		24:14	5-10	.500	2-4	.500	5-6	.833	0	5	5	5.5	1	0	1	1	0	17	17.0
vs Cincinnati	11/22/2022		20:09	5-9	.556	3-5	.600	4-4	1.000	1	1	2	4.8	1	0	0	0	0	17	17.0
vs Texas Tech	11/23/2022		11:48	4-6	.667	2-3	.667	0-0	.000	0	0	0	4.0	2	1	1	0	0	10	15.8
at Duke	11/30/2022		14:07	2-6	.333	0-0	.000	0-0	.000	0	1	1	3.6	5	0	3	1	1	4	14.1
Saint Francis (PA)	12/03/2022		19:45	4-10	.400	3-6	.500	4-4	1.000	0	2	2	3.4	3	2	1	1	0	15	14.3
Rutgers	12/08/2022	*	31:74	5-11	.455	3-4	.750	0-0	.000	0	2	2	3.2	4	1	1	1	2	13	14.1
vs North Carolina	12/17/2022	*	33:44	9-17	.529	2-6	.333	2-3	.667	3	5	8	3.7	4	3	3	0	1	22	14.9
Maine	12/21/2022	*	25:02	8-12	.667	3-5	.600	0-1	.000	1	6	7	4.0	1	7	1	0	0	19	15.3
Alabama A&M	12/29/2022	*	26:52	9-14	.643	2-6	.333	1-2	.500	0	6	6	4.2	0	1	1	0	0	21	15.8
at Northwestern	01/01/2023	*	24:37	7-13	.538	2-5	.400	2-2	1.000	3	5	8	4.5	3	0	2	2	0	18	15.9
Purdue	01/05/2023	*	35:38	10-17	.588	0-2	.000	1-1	1.000	2	3	5	4.5	2	1	3	1	2	21	16.3
at Maryland	01/08/2023	*	30:30	7-18	.389	2-7	.286	6-7	.857	2	5	7	4.7	5	1	4	1	1	22	16.7
Minnesota	01/12/2023	*	25:09	6-18	.333	2-3	.667	4-4	1.000	2	8	10	5.0	4	0	0	0	0	18	16.8
at Rutgers	01/15/2023	*	29:39	6-11	.545	4-6	.667	4-5	.800	1	10	11	5.4	2	1	3	1	1	20	16.9
at Nebraska	01/18/2023	*	24:14	6-16	.375	3-7	.429	3-4	.750	1	9	10	5.6	5	0	1	0	1	18	17.0
Iowa	01/21/2023	*	26:54	10-12	.833	4-5	.800	3-3	1.000	2	3	5	5.6	3	1	5	0	1	27	17.5
at Illinois	01/24/2023	*	24:20	5-13	.385	0-2	.000	4-7	.571	2	2	4	5.5	2	1	1	0	0	14	17.4
at Indiana	01/28/2023	*	26:37	9-17	.529	3-5	.600	2-2	1.000	3	3	6	5.5	1	1	1	0	0	23	17.6
Wisconsin	02/02/2023	*	16:19	5-7	.714	2-4	.500	1-1	1.000	0	3	3	5.4	5	0	2	0	1	13	17.4
at Michigan	02/05/2023	*	25:48	4-14	.286	1-4	.250	5-6	.833	2	7	9	5.6	5	0	1	0	0	14	17.3
Northwestern	02/09/2023	*	16:29	1-8	.125	0-4	.000	2-2	1.000	1	2	3	5.5	3	1	4	0	2	4	16.7
Michigan St.	02/12/2023	*	26:41	3-14	.214	1-7	.143	1-2	.500	0	0	0	5.2	2	0	3	0	0	8	16.4
at Iowa	02/16/2023	*	23:54	6-11	.545	2-4	.500	2-2	1.000	1	2	3	5.2	2	3	6	0	1	16	16.3
at Purdue	02/19/2023	*	28:53	8-16	.500	3-6	.500	1-2	.500	3	2	5	5.1	3	2	1	0	0	20	16.5
Penn St.	02/23/2023	*	25:24	8-14	.571	2-4	.500	2-2	1.000	2	3	5	5.1	3	2	0	0	1	20	16.6
Illinois	02/26/2023	*	27:29	5-11	.455	0-4	.000	4-4	1.000	0	6	6	5.2	0	2	3	1	0	14	16.5
Maryland	03/01/2023	*	24:27	4-11	.364	0-4	.000	4-4	1.000	2	5	7	5.2	2	2	2	1	1	12	16.4
at Michigan St.	03/04/2023	*	29:49	7-15	.467	3-6	.500	4-4	1.000	1	4	5	5.2	3	2	2	0	0	21	16.5
vs Wisconsin	03/08/2023	*	29:12	4-10	.400	1-3	.333	0-0	.000	2	9	11	5.4	2	0	3	1	0	9	16.3
vs Iowa	03/09/2023	*	26:53	8-14	.571	0-3	.000	0-0	.000	1	3	4	5.4	3	2	2	1	1	16	16.3
<b>Totals</b>		<b>21</b>	<b>808:40</b>	<b>197-409</b>	<b>.482</b>	<b>60-148</b>	<b>.405</b>	<b>83-100</b>	<b>.830</b>	<b>42</b>	<b>135</b>	<b>177</b>	<b>5.4</b>	<b>82</b>	<b>38</b>	<b>67</b>	<b>13</b>	<b>18</b>	<b>537</b>	<b>16.3</b>

### CAREER STATISTICS

SEASON	TEAM	GP-GS	MIN/AVG	Field Goals		3-Point		F-Throws		Rebounds				Scoring						
				FG-FGA	FG%	3FG-3FGA	3FG%	FT-FTA	FT%	OFF	DEF	TOT	AVG	PF-FO	A	TO	BLK	STL	PTS	AVG
2022-23	OSU	33-21	809/24.5	197-409	.482	60-148	.405	83-100	.830	42	135	177	5.4	82-5	38	67	13	18	537	16.3
<b>TOTAL</b>		<b>33-21</b>	<b>809/24.5</b>	<b>197-409</b>	<b>.482</b>	<b>60-148</b>	<b>.405</b>	<b>83-100</b>	<b>.830</b>	<b>42</b>	<b>135</b>	<b>177</b>	<b>5.4</b>	<b>82-5</b>	<b>38</b>	<b>67</b>	<b>13</b>	<b>18</b>	<b>537</b>	<b>16.3</b>



# ISAAC LIKEKELE

**GRADUATE**  
**GUARD • 6-5 • 215**  
**ARLINGTON, TEXAS**  
**TIMBERVIEW / OKLAHOMA ST.**

**13**



- Voted a team captain in his first season with the program
- A veteran who played in 114 games over four seasons at Oklahoma State
- Is versatile and can play anywhere from 1-4 because of his strength
- Only player in Okla. St. history with more than 1,000 pts, 600 rebs and 400 assists

### LIKEKELE IN 2022-23

- Was solid in his Buckeye debut with nine points, nine rebounds and a team-high six assists vs. Robert Morris (11/7)
- Returned to the floor in the win over Alabama A&M (12/29) and had five assists and no turnovers
- Scored four points on 2-of-3 shooting at Nebraska (1/18)
- Was tremendous in leading the Buckeyes to a win over Iowa (1/21), scoring 18 points, grabbing 10 rebounds and dishing-out seven assists for his first double-double of the year
- Recorded his 500th career assist in the game vs. Northwestern (2/9)
- Scored 11 points on 4-of-4 from the floor. Also had four assists and zero turnovers vs. Maryland (3/1)

### POINTS

Season 18, vs. Iowa (1/21/23)  
Career 26, vs. Syracuse (11/27/19)

### REBOUNDS

Season 10, 2x (last: vs. Iowa, 1/21/23)  
Career 13, at UT Arlington (11/25/20)

### ASSISTS

Season 7, vs. Iowa (1/21/23)  
Career 11, vs. TCU (2/5/20)

### STEALS

Season 3, 2x (last: vs. Iowa, 3/9/23)  
Career 8, vs. Syracuse (11/27/19)

### BLOCKS

Season 2, vs. Robert Morris (11/7/22)  
Career 2, 6x (last: vs. R. Morris, 11/7/22)

### FIELD GOALS

Season 7, vs. Iowa (1/21/23)  
Career 10, at Baylor (3/6/19)

### FG ATTEMPTS

Season 12, vs. Iowa (1/21/23)  
Career 15, 2x (last: vs. Kansas, 1/4/22)

### 3-PT FGS

Season 1, 3x (last: at Michigan St., 3/4/23)  
Career 1, 22x (last: at Michigan St., 3/4/23)

### 3-PT FG ATTS

Season 1, 11x (last: vs. Purdue, 3/11/23)  
Career 3, 2x (last: at UT Arlington, 11/25/20)

### FREE THROWS

Season 3, 2x (last: vs. Maryland, 3/1/23)  
Career 11, 2x (last: vs. Syracuse, 11/27/19)

### FT ATTEMPTS

Season 6, vs. Northwestern (2/9/23)  
Career 12, vs. Baylor (1/23/21)

### MINUTES

Season 33:09, vs. Wisconsin (2/2/23)  
Career 45:00, vs. Texas (2/6/21)

### DOUBLE-DOUBLES (5)

Date	Team	Pts / Reb
2/5/20	TCU	15 / 11 ass.
2/8/20	at Baylor	11 / 10
3/7/20	at Texas	15 / 10
1/4/22	Kansas	16 / 12
1/21/23	Iowa	18 / 10

### 2022-23 GAME-BY-GAME STATISTICS

Opponent	Date	GS	MIN	Total			3-Pointers		Free throws		Rebounds				PF	A	TO	BLK	STL	PTS	AVG
				FG-FGA	PCT	3FG-3FGA	PCT	FT-FTA	PCT	OFF	DEF	TOT	AVG								
Robert Morris	11/07/2022	*	30:21	4-9	.444	0-1	.000	1-2	.500	2	7	9	9.0	1	6	1	2	2	9	9.0	
Charleston So.	11/10/2022	*	21:46	2-4	.500	0-0	.000	0-1	.000	1	4	5	7.0	1	4	1	0	0	4	6.5	
Eastern Ill.	11/16/2022	*	29:25	2-5	.400	0-1	.000	0-0	.000	2	8	10	8.0	1	3	3	1	1	4	5.7	
vs San Diego St.	11/21/2022	*	29:13	0-5	.000	0-1	.000	2-2	1.000	1	4	5	7.3	1	1	3	0	0	2	4.8	
vs Cincinnati	11/22/2022	*	27:37	0-6	.000	0-1	.000	0-0	.000	3	4	7	7.2	2	4	1	0	0	0	3.8	
vs Texas Tech	11/23/2022	*	31:11	2-3	.667	0-0	.000	0-0	.000	1	1	2	6.3	3	3	0	0	2	4	3.8	
at Duke	11/30/2022	*	25:06	2-3	.667	0-1	.000	1-4	.250	1	6	7	6.4	5	1	0	0	1	5	4.0	
Saint Francis (PA)	12/03/2022	*	24:59	4-6	.667	0-0	.000	0-0	.000	2	3	5	6.3	1	3	1	1	0	8	4.5	
Alabama A&M	12/29/2022		08:30	1-1	1.000	0-0	.000	0-0	.000	1	1	2	5.8	1	5	0	1	0	2	4.2	
at Northwestern	01/01/2023		15:32	0-2	.000	0-0	.000	0-0	.000	1	3	4	5.6	0	2	3	0	1	0	3.8	
Purdue	01/05/2023		11:00	1-3	.333	0-0	.000	0-0	.000	1	1	2	5.3	2	0	0	0	1	2	3.6	
at Maryland	01/08/2023		23:37	1-3	.333	0-0	.000	0-0	.000	1	1	2	5.0	3	4	0	0	1	2	3.5	
Minnesota	01/12/2023		18:05	0-2	.000	0-0	.000	0-0	.000	0	1	1	4.7	1	2	0	0	1	0	3.2	
at Rutgers	01/15/2023	*	17:35	0-5	.000	0-1	.000	0-0	.000	3	0	3	4.6	3	1	1	0	1	0	3.0	
at Nebraska	01/18/2023		13:08	2-3	.667	0-0	.000	0-0	.000	0	2	2	4.4	2	1	1	0	1	4	3.1	
Iowa	01/21/2023	*	32:04	7-12	.583	1-1	1.000	3-5	.600	2	8	10	4.8	3	7	1	0	0	18	4.0	
at Illinois	01/24/2023	*	25:28	2-8	.250	0-0	.000	1-4	.250	1	4	5	4.8	1	2	1	0	1	5	4.1	
at Indiana	01/28/2023		16:55	0-1	.000	0-0	.000	0-0	.000	0	2	2	4.6	4	3	0	0	0	0	3.8	
Wisconsin	02/02/2023	*	33:09	4-9	.444	0-0	.000	0-0	.000	2	5	7	4.7	2	4	5	1	3	8	4.1	
at Michigan	02/05/2023	*	12:33	1-4	.250	0-0	.000	0-0	.000	1	2	3	4.7	0	2	0	0	0	2	4.0	
Northwestern	02/09/2023	*	28:22	1-2	.500	0-0	.000	2-6	.333	0	7	7	4.8	3	2	1	0	1	4	4.0	
Michigan St.	02/12/2023		05:41	0-0	.000	0-0	.000	0-0	.000	0	1	1	4.6	0	0	0	0	1	0	3.8	
at Iowa	02/16/2023		26:09	2-7	.286	0-1	.000	0-0	.000	0	3	3	4.5	2	4	0	0	0	4	3.8	
at Purdue	02/19/2023		17:13	2-3	.667	0-0	.000	0-1	.000	1	3	4	4.5	4	1	0	0	0	4	3.8	
Penn St.	02/23/2023		32:16	3-7	.429	1-1	1.000	0-0	.000	1	5	6	4.6	1	4	1	1	0	7	3.9	
Illinois	02/26/2023		26:25	0-0	.000	0-0	.000	0-0	.000	0	4	4	4.5	3	2	3	0	0	0	3.8	
Maryland	03/01/2023	*	23:10	4-4	1.000	0-0	.000	3-3	1.000	0	0	0	4.4	5	4	0	0	1	11	4.0	
at Michigan St.	03/04/2023		21:56	1-3	.333	1-1	1.000	0-0	.000	0	1	1	4.3	4	0	2	0	1	3	4.0	
vs Wisconsin	03/08/2023		12:01	0-1	.000	0-0	.000	1-2	.500	2	2	4	4.2	3	2	1	0	0	1	3.9	
vs Iowa	03/09/2023		17:21	0-2	.000	0-0	.000	1-2	.500	1	3	4	4.2	1	5	1	0	3	1	3.8	
vs Michigan St.	03/10/2023		18:48	0-1	.000	0-0	.000	2-3	.667	0	1	1	4.1	2	2	2	0	1	2	3.7	
vs Purdue	03/11/2023		22:04	2-5	.400	0-1	.000	0-1	.000	0	1	1	4.0	2	5	1	0	0	4	3.8	
<b>Totals</b>		<b>15</b>	<b>698:40</b>	<b>50-129</b>	<b>.388</b>	<b>3-11</b>	<b>.273</b>	<b>17-36</b>	<b>.472</b>	<b>31</b>	<b>98</b>	<b>129</b>	<b>4.0</b>	<b>67</b>	<b>89</b>	<b>34</b>	<b>7</b>	<b>24</b>	<b>120</b>	<b>3.8</b>	

### CAREER STATISTICS

SEASON	TEAM	GP-GS	MIN/AVG	Field Goals		3-Point		F-Throws		Rebounds				Scoring						
				FG-FGA	FG%	3FG-3FGA	3FG%	FT-FTA	FT%	OFF	DEF	TOT	AVG	PF-FO	A	TO	BLK	STL	PTS	AVG
2018-19	OSU	32-32	925/28.9	103-221	.466	6-25	.240	67-102	.657	17	135	152	4.8	69-2	126	75	10	42	279	8.7
2019-20	OSU	28-28	907/32.4	109-237	.460	3-14	.214	84-127	.661	32	125	157	5.6	55-0	127	79	10	54	305	10.9
2020-21	OSU	24-20	811/33.8	81-168	.482	8-18	.444	49-86	.570	45	113	158	6.6	52-1	86	55	4	27	219	9.1
2021-22	OSU	30-30	925/30.8	90-206	.437	2-11	.182	30-56	.536	46	119	165	5.5	50-1	102	59	6	37	212	7.1
2022-23	OSU	32-15	699/21.8	50-129	.388	3-11	.273	17-36	.472	31	98	129	4.0	67-2	89	34	7	24	120	3.8
<b>TOTAL FOR OSU</b>		<b>32-15</b>	<b>699/21.8</b>	<b>50-129</b>	<b>.388</b>	<b>3-11</b>	<b>.273</b>	<b>17-36</b>	<b>.472</b>	<b>31</b>	<b>98</b>	<b>129</b>	<b>4.0</b>	<b>67-2</b>	<b>89</b>	<b>34</b>	<b>7</b>	<b>24</b>	<b>120</b>	<b>3.8</b>
<b>TOTAL</b>		<b>146-125</b>	<b>4266/29.2</b>	<b>433-961</b>	<b>.451</b>	<b>22-79</b>	<b>.278</b>	<b>247-407</b>	<b>.607</b>	<b>171</b>	<b>590</b>	<b>761</b>	<b>5.2</b>	<b>293-6</b>	<b>530</b>	<b>302</b>	<b>37</b>	<b>184</b>	<b>1135</b>	<b>7.8</b>



# JUSTICE SUEING

**REDSHIRT-SENIOR FORWARD • 6-6 • 210**  
**HONOLULU, HAWAII**  
**MATER DEI / CAL**

**14**



- Has been voted a team captain for the second consecutive season
- In his fourth year in Columbus after transferring from Cal
- Is a unique player in that he is a 6-6 wing that can play any position from 1-4
- Described by the coaches as the team's "Swiss Army knife"

### SUEING IN 2022-23

- Had a great return to the floor, scoring a game-high 20 points and notching 3 steals vs. Robert Morris (11/7)
- Enjoyed a career-performance against Texas Tech (11/23) playing in front of friends and family in his home state. Scored a career-high 33 points on 12-of-19 shooting to go along with eight rebounds and five assists
- Poured in 18 points on 6-of-8 shooting in the win over Alabama A&M (12/29)
- Had 13 points, six rebounds, five assists and a block in the win at Northwestern (1/1)
- Scored 21 points on 8-of-13 shooting to go along with five rebounds at Maryland (1/8)
- Swatted a season-high two shots and pulled-down a career-high tying 11 rebounds vs. Wisconsin (2/2)
- Had 19 points on 7-of-11 shooting to go along with eight rebounds vs. Northwestern (2/9)
- Posted his first double-double of the season with 14 points and a career-high tying 11 rebounds in the win over Illinois (2/26)
- Led six Buckeyes in double-figures with 16 points in the win over Maryland (3/1)
- Nearly had a triple-double, finishing with 10 points, nine rebounds and a career-high seven assists at Michigan State (3/4)
- Made a career-high four three-pointers and finished with 14 points in the Big Ten Tournament win over Michigan State (3/10)

### POINTS

Season 33, vs. Texas Tech (11/23/22)  
 Career 33, vs. Texas Tech (11/23/22)

### REBOUNDS

Season 11, 2x (last: vs. Illinois, 2/26/23)  
 Career 11, 4x (last: vs. Illinois, 2/26/23)

### ASSISTS

Season 7, at Michigan State (3/4/23)  
 Career 7, at Michigan State (3/4/23)

### STEALS

Season 3, vs. Robert Morris (11/7/22)  
 Career 5, 2x (last: vs. Penn State, 1/27/21)

### BLOCKS

Season 2, 2x (last: vs. Iowa, 3/9/23)  
 Career 2, 7x (last: vs. Iowa, 3/9/23)

### FIELD GOALS

Season 12, vs. Texas Tech (11/23/22)  
 Career 12, vs. Texas Tech (11/23/22)

### FG ATTEMPTS

Season 19, vs. Texas Tech (11/23/22)  
 Career 19, 2x (last: vs. Texas Tech, 11/23/22)

### 3-PT FGS

Season 4, vs. Michigan St. (3/10/23)  
 Career 4, 7x (last: vs. Michigan St., 3/10/23)

### 3-PT FG ATTS

Season 8, vs. Purdue (3/11/23)  
 Career 9, 2x (last: at UCLA, 1/25/18)

### FREE THROWS

Season 8, 2x (last: vs. Maryland, 3/1/23)  
 Career 9, 5x (last: vs. Illinois, 3/14/21)

### FT ATTEMPTS

Season 9, at Northwestern (1/1/23)  
 Career 14, vs. Arizona (1/17/18)

### MINUTES

Season 39:09, vs. North Carolina (12/17/22)  
 Career 41:41, vs. Illinois (3/14/21)

### DOUBLE-DOUBLES (6)

Date	Team	Pts / Reb
1/3/19	at USC	16 / 11
1/9/21	at Rutgers	12 / 10
1/27/21	Penn State	13 / 10
2/4/21	at Iowa	12 / 11
2/13/21	Indiana	16 / 10
2/26/23	Illinois	14 / 11

### 2022-23 GAME-BY-GAME STATISTICS

Opponent	Date	GS	MIN	Total		3-Pointers		Free throws		Rebounds			PF	A	TO	BLK	STL	PTS	AVG		
				FG-FGA	PCT	3FG-3FGA	PCT	FT-FTA	PCT	OFF	DEF	TOT								AVG	
Robert Morris	11/07/2022	*	23:57	8-14	.571	2-3	.667	2-4	.500	1	1	2	2	0	2	1	3	20	20.0		
Charleston So.	11/10/2022	*	21:07	3-7	.429	0-3	.000	5-5	1.000	1	2	3	2.5	0	1	1	0	11	15.5		
Eastern Ill.	11/16/2022	*	24:00	2-10	.200	0-5	.000	2-2	1.000	1	3	4	3.0	1	1	5	1	6	12.3		
vs San Diego St.	11/21/2022	*	22:59	3-11	.273	0-1	.000	0-0	.000	4	2	6	3.8	2	1	1	1	6	10.8		
vs Cincinnati	11/22/2022	*	25:59	4-13	.308	0-4	.000	3-5	.600	2	4	6	4.2	1	1	0	1	11	10.8		
vs Texas Tech	11/23/2022	*	31:23	12-19	.632	1-5	.200	8-8	1.000	4	4	8	4.8	0	5	1	0	33	14.5		
at Duke	11/30/2022	*	26:03	4-10	.400	0-1	.000	4-4	1.000	3	2	5	4.9	5	1	3	0	6	12.3		
Saint Francis (PA)	12/03/2022	*	17:09	2-7	.286	1-3	.333	1-3	.333	0	5	5	4.9	1	3	0	0	6	13.1		
Rutgers	12/08/2022	*	35:21	4-12	.333	1-2	.500	0-0	.000	3	1	4	4.8	1	3	4	0	2	9	12.7	
vs North Carolina	12/17/2022	*	39:09	7-14	.500	1-3	.333	1-4	.250	4	5	9	5.2	1	0	1	0	16	13.0		
Maine	12/21/2022	*	31:13	7-12	.583	0-1	.000	1-1	1.000	0	6	6	5.3	1	3	0	1	15	13.2		
Alabama A&M	12/29/2022	*	32:04	6-8	.750	2-3	.667	4-5	.800	1	0	1	4.9	3	2	3	0	1	18	13.6	
at Northwestern	01/01/2023	*	33:08	4-8	.500	0-0	.000	5-9	.556	2	4	6	5.0	3	5	3	1	0	13	13.5	
Purdue	01/05/2023	*	32:01	6-11	.545	2-3	.667	1-2	.500	2	2	4	4.9	2	2	2	0	15	13.6		
at Maryland	01/08/2023	*	33:35	8-13	.615	2-4	.500	3-4	.750	3	2	5	4.9	3	1	3	0	1	21	14.1	
Minnesota	01/12/2023	*	28:59	4-13	.308	0-2	.000	5-6	.833	3	2	5	4.9	0	2	1	1	0	13	14.1	
at Rutgers	01/15/2023	*	34:18	3-11	.273	0-4	.000	1-2	.500	1	2	3	4.0	2	2	4	0	7	13.6		
at Nebraska	01/18/2023	*	28:57	1-6	.167	0-0	.000	2-4	.500	2	2	4	4.8	4	4	4	0	4	13.1		
Iowa	01/21/2023	*	28:59	4-9	.444	1-4	.250	1-2	.500	1	1	2	4.6	0	2	2	0	1	10	12.9	
at Illinois	01/24/2023	*	21:00	6-11	.545	1-2	.500	0-0	.000	2	2	4	4.6	3	0	1	0	1	13	13.0	
at Indiana	01/28/2023	*	25:20	2-7	.286	0-3	.000	1-2	.500	0	3	3	4.5	3	0	1	0	2	5	12.6	
Wisconsin	02/02/2023	*	31:11	4-6	.667	0-0	.000	0-2	.000	1	10	11	4.8	2	1	3	2	1	8	12.4	
at Michigan	02/05/2023	*	33:01	5-12	.417	1-3	.333	3-4	.750	1	4	5	4.8	1	1	0	1	0	14	12.4	
Northwestern	02/09/2023	*	34:08	7-11	.636	0-3	.000	5-7	.714	3	5	8	5.0	2	2	3	0	0	19	12.7	
Michigan St.	02/12/2023	*	31:02	2-11	.182	1-6	.167	0-0	.000	1	5	6	5.0	2	1	2	0	1	5	12.4	
at Iowa	02/16/2023	*	27:20	2-5	.400	0-1	.000	4-4	1.000	0	4	4	5.0	2	0	1	0	1	8	12.2	
at Purdue	02/19/2023	*	28:44	2-9	.222	0-1	.000	2-2	1.000	0	2	2	4.9	2	1	5	0	1	6	12.0	
Penn St.	02/23/2023	*	32:24	4-12	.333	0-1	.000	1-1	1.000	4	6	10	5.0	2	4	0	1	0	9	11.9	
Illinois	02/26/2023	*	36:48	6-14	.429	0-2	.000	2-2	1.000	3	8	11	5.2	2	2	0	1	1	14	12.0	
Maryland	03/01/2023	*	35:12	3-7	.429	2-2	1.000	8-8	1.000	2	4	6	5.3	3	0	1	1	0	16	12.1	
at Michigan St.	03/04/2023	*	33:46	4-10	.400	0-3	.000	2-2	1.000	3	6	9	5.4	3	7	1	0	2	10	12.0	
vs Wisconsin	03/08/2023	*	32:29	5-8	.625	1-1	1.000	5-8	.625	1	4	5	5.4	0	3	0	0	1	16	12.2	
vs Iowa	03/09/2023	*	34:05	5-13	.385	2-3	.667	2-2	1.000	1	4	5	5.4	1	0	1	2	1	14	12.2	
vs Michigan St.	03/10/2023	*	35:34	5-15	.333	4-7	.571	0-0	.000	0	4	4	5.3	4	2	0	0	1	14	12.3	
vs Purdue	03/11/2023	*	39:19	3-11	.273	3-8	.375	6-6	1.000	0	2	2	5.2	3	2	3	1	1	15	12.3	
<b>Totals</b>			<b>32</b>	<b>1061:43</b>	<b>157-370</b>	<b>.424</b>	<b>28-97</b>	<b>.289</b>	<b>90-120</b>	<b>.750</b>	<b>60</b>	<b>123</b>	<b>183</b>	<b>5.2</b>	<b>69</b>	<b>64</b>	<b>64</b>	<b>15</b>	<b>26</b>	<b>432</b>	<b>12.3</b>

### CAREER STATISTICS

SEASON	TEAM	GP-GS	MIN/AVG	Field Goals		3-Point		F-Throws		Rebounds			Scoring							
				FG-FGA	FG%	3FG-3FGA	3FG%	FT-FTA	FT%	OFF	DEF	TOT	AVG	PF-FO	A	TO	BLK	STL	PTS	AVG
2017-18	Cal	32-31	1023/32.0	157-362	.434	42-135	.311	86-128	.672	48	124	172	5.4	75-1	44	68	15	48	442	13.8
2018-19	Cal	31-30	1068/34.5	140-324	.432	35-116	.302	129-165	.782	46	140	186	6.0	78-0	61	53	15	52	444	14.3
2020-21	OSU	31-31	876/28.3	109-222	.491	22-61	.361	93-124	.750	48	122	170	5.5	75-3	46	56	6	29	333	10.7
2021-22	OSU	2-0	30/15.2	5-13	.385	0-4	.000	2-2	1.000	1	6	7	3.5	3-0	0	2	0	1	12	6.0
2022-23	OSU	35-32	1062/30.3	157-370	.424	28-97	.289	90-120	.750	60	123	183	5.2	69-1	64	64	15	26	432	12.3
<b>TOTAL FOR OSU</b>		<b>68-63</b>	<b>1968/28.9</b>	<b>271-605</b>	<b>.448</b>	<b>50-162</b>	<b>.309</b>	<b>185-246</b>	<b>.752</b>	<b>109</b>	<b>251</b>	<b>360</b>	<b>5.3</b>	<b>147-4</b>	<b>110</b>	<b>122</b>	<b>21</b>	<b>56</b>	<b>777</b>	<b>11.4</b>
<b>TOTAL</b>		<b>131-124</b>	<b>4060/31.0</b>	<b>568-1291</b>	<b>.440</b>	<b>127-413</b>	<b>.308</b>	<b>400-539</b>	<b>.742</b>	<b>203</b>	<b>515</b>	<b>718</b>	<b>5.5</b>	<b>300-5</b>	<b>215</b>	<b>243</b>	<b>51</b>	<b>156</b>	<b>1663</b>	<b>12.7</b>



# BOWEN HARDMAN

**FRESHMAN**  
**GUARD • 6-3 • 175**  
**CINCINNATI, OHIO**  
**PRINCETON**

**15**

- Knock-down shooter who rarely misses when open on the perimeter
- Senior season at Princeton HS was slowed by an ankle injury but he still averaged over 10 points and shot 32 percent from long range
- Will work on getting bigger and stronger this season



### HARDMAN IN 2022-23

- Scored his first career points by knocking-down a pair of three-pointers in the win over Maine (12/21)
- Knocked-down two three-pointers to finish with six points vs. Alabama A&M (12/29)

### POINTS

Season 6, 2x (last: vs. Ala. A&M, 12/29/22)

### REBOUNDS

Season

### ASSISTS

Season

### STEALS

Season

### BLOCKS

Season

### FIELD GOALS

Season 2, 2x (last: vs. Ala. A&M, 12/29/22)

### FG ATTEMPTS

Season 4, vs. Alabama A&M (12/29/22)

### 3-PT FGS

Season 2, 2x (last: vs. Ala. A&M, 12/29/22)

### 3-PT FG ATTS

Season 4, vs. Alabama A&M (12/29/22)

### FREE THROWS

Season

### FT ATTEMPTS

Season

### MINUTES

Season 3:50, vs. Maine (12/21/22)

### 2022-23 GAME-BY-GAME STATISTICS

Opponent	Date	GS	MIN	Total		3-Pointers		Free throws		Rebounds				PF	A	TO	BLK	STL	PTS	AVG
				FG-FGA	PCT	3FG-3FGA	PCT	FT-FTA	PCT	OFF	DEF	TOT	AVG							
Robert Morris	11/07/2022		03:39	0-1	.000	0-1	.000	0-0	.000	0	0	0	0.0	0	0	0	0	0	0	0.0
Charleston So.	11/10/2022		03:32	0-0	.000	0-0	.000	0-0	.000	0	0	0	0.0	0	0	0	0	0	0	0.0
Saint Francis (PA)	12/03/2022		03:06	0-1	.000	0-1	.000	0-0	.000	0	0	0	0.0	0	0	0	0	0	0	0.0
Maine	12/21/2022		03:50	2-2	1.000	2-2	1.000	0-0	.000	0	0	0	0.0	1	0	0	0	0	6	1.5
Alabama A&M	12/29/2022		03:13	2-4	.500	2-4	.500	0-0	.000	0	0	0	0.0	1	0	0	0	0	6	2.4
Maryland	03/01/2023		00:01	0-0	.000	0-0	.000	0-0	.000	0	0	0	0.0	0	0	0	0	0	0	2.0
vs Michigan St.	03/10/2023		00:50	0-0	.000	0-0	.000	0-0	.000	0	0	0	0.0	0	0	0	0	0	0	1.7
<b>Totals</b>		<b>0</b>	<b>18:11</b>	<b>4-8</b>	<b>.500</b>	<b>4-8</b>	<b>.500</b>	<b>0-0</b>	<b>.000</b>	<b>0</b>	<b>0</b>	<b>0</b>	<b>0.0</b>	<b>2</b>	<b>0</b>	<b>0</b>	<b>0</b>	<b>0</b>	<b>12</b>	<b>1.7</b>

### Player Averages

Games Played	Minutes/game	Points/game	FG Pct	3FG Pct	FT Pct	Rebounds/game	Assists/game	Turnovers/game	Assist/Turnover ratio	Steals/game	Blocks/game
7	2.6	1.7	50.0	50.0	0.0	0.0	0.0	0.0	0.0	0.0	0.0

### CAREER STATISTICS

SEASON	TEAM	GP-GS	MIN/AVG	Field Goals		3-Point		F-Throws		Rebounds				Scoring							
				FG-FGA	FG%	3FG-3FGA	3FG%	FT-FTA	FT%	OFF	DEF	TOT	AVG	PF-FO	A	TO	BLK	STL	PTS	AVG	
2022-23	OSU	7-0	18/2.6	4-8	.500	4-8	.500	0-0	.000	0	0	0	0.0	2-0	0	0	0	0	0	12	1.7
<b>TOTAL</b>		<b>7-0</b>	<b>18/2.6</b>	<b>4-8</b>	<b>.500</b>	<b>4-8</b>	<b>.500</b>	<b>0-0</b>	<b>.000</b>	<b>0</b>	<b>0</b>	<b>0</b>	<b>0.0</b>	<b>2-0</b>	<b>0</b>	<b>0</b>	<b>0</b>	<b>0</b>	<b>0</b>	<b>12</b>	<b>1.7</b>




# ZED KEY

**JUNIOR**  
**FORWARD • 6-8 • 255**  
**BAY SHORE, N.Y.**  
**LONG ISLAND LUTHERAN**

**23**

- Voted one of the team's captains
- Team's leading returning scorer and rebounder
- Led the team each of the last two seasons in shooting, connecting on 61.6% as a freshman and shot over 56% last year
- One of the most NIL savvy members of the team



**POINTS**

Season 22, vs. Rutgers (12/8/22)  
Career 22, vs. Rutgers (12/8/22)

**REBOUNDS**

Season 14, 2x (last: vs. Rutgers, 12/8/22)  
Career 14, 3x (last: vs. Rutgers, 12/8/22)

**ASSISTS**

Season 2, 3x (last: vs. Maine, 12/21/22)  
Career 2, 7x (last: vs. Maine, 12/21/22)

**STEALS**

Season 2, 4x (last: at Michigan, 2/5/23)  
Career 2, 5x (last: at Michigan, 2/5/23)

**BLOCKS**

Season 3, 3x (last: at Nebraska, 1/18/23)  
Career 3, 6x (last: vs. Ala. A&M, 12/29/22)

**FIELD GOALS**

Season 9, vs. Rutgers (12/8/22)  
Career 9, vs. Rutgers (12/8/22)

**FG ATTEMPTS**

Season 13, vs. Wisconsin (2/2/23)  
Career 15, vs. Duke (11/30/21)

**3-PT FGS**

Season 2, 2x (last: vs. N. Carolina, 12/17/22)  
Career 2, 2x (last: vs. N. Carolina, 12/17/22)

**3-PT FG ATTS**

Season 3, 4x (last: vs. Maine, 12/21/22)  
Career 3, 4x (last: vs. Maine, 12/21/22)

**FREE THROWS**

Season 7, at Duke (11/30/22)  
Career 7, at Duke (11/30/22)

**FT ATTEMPTS**

Season 8, at Duke (11/30/22)  
Career 9, 2x (last: at Rutgers, 1/9/21)

**MINUTES**

Season 32:59, vs. Rutgers (12/8/22)  
Career 34:24, at Nebraska (1/2/22)

**DOUBLE-DOUBLES (8)**

Date	Team	Pts / Reb
12/13/20	Cleveland State	12 / 10
2/9/22	at Rutgers	10 / 12
11/7/22	Robert Morris	13 / 10
11/10/22	Charleston Southern	17 / 13
11/16/22	Eastern Illinois	10 / 14
12/8/22	Rutgers	22 / 14
1/1/23	at Northwestern	11 / 11
1/18/23	at Nebraska	11 / 10

**KEY IN 2022-23**

- Had a double-double in the season-opener vs. Robert Morris (11/7) with 13 points and 10 rebounds, making the first two three-pointers that he attempted in his career
- Recorded a double-double in the first half vs. Charleston Southern (11/10), finishing the game with 17 points and 13 rebounds
- Joins Evan Turner, Jared Sullinger and Keita Bates-Diop as the only Buckeyes since 2004 to have a double-double in each of the first two games of a season
- Tied a career-high with 14 rebounds in another double-double effort against Eastern Illinois (11/16)
- Led the team with 19 points on 8-of-11 shooting in the win over San Diego State (11/22)
- Scored a then career-high 21 points, had eight rebounds and a career-high tying three blocks at Duke (11/30)
- Was dominant vs. Rutgers (12/8), scoring a career-high 22 points and matching his career-high with 14 rebounds
- Posted his fifth double-double with 11 points and 11 rebounds to go along with two blocks and two steals at Northwestern (1/1)

2022-23 GAME-BY-GAME STATISTICS																				
Opponent	Date	GS	MIN	Total		3-Pointers		Free throws		Rebounds				PF	A	TO	BLK	STL	PTS	AVG
				FG-FGA	PCT	3FG-3FGA	PCT	FT-FTA	PCT	OFF	DEF	TOT	AVG							
Robert Morris	11/07/2022	*	21:02	4-5	.800	2-3	.667	3-6	.500	4	6	10	10.0	2	0	1	0	0	13	13.0
Charleston So.	11/10/2022	*	20:49	8-10	.800	0-0	.000	1-1	1.000	6	7	13	11.5	1	1	1	0	0	17	15.0
Eastern Ill.	11/16/2022	*	25:24	4-6	.667	1-3	.333	1-5	.200	4	10	14	12.3	2	1	1	1	0	10	13.3
vs San Diego St.	11/21/2022	*	20:54	3-8	.375	0-0	.000	1-1	1.000	1	2	3	10.0	4	1	0	1	0	7	11.8
vs Cincinnati	11/22/2022	*	24:14	8-11	.727	0-2	.000	3-4	.750	4	4	8	9.6	2	1	1	0	0	19	13.2
vs Texas Tech	11/23/2022	*	30:34	2-5	.400	0-0	.000	5-5	1.000	2	1	3	8.5	2	2	2	2	1	9	12.5
at Duke	11/30/2022	*	32:57	7-9	.778	0-1	.000	7-8	.875	4	4	8	8.4	4	1	3	3	1	21	13.7
Saint Francis (PA)	12/03/2022	*	21:38	5-5	1.000	0-0	.000	1-2	.500	3	2	5	8.0	1	1	1	1	0	11	13.4
Rutgers	12/08/2022	*	32:59	9-12	.750	1-2	.500	3-6	.500	7	7	14	8.7	3	2	2	1	0	22	14.3
vs North Carolina	12/17/2022	*	31:51	4-11	.364	2-3	.667	1-2	.500	1	3	4	8.2	3	1	1	1	1	11	14.0
Maine	12/21/2022	*	23:35	5-9	.556	0-3	.000	4-5	.800	3	3	6	8.0	0	2	1	2	2	14	14.0
Alabama A&M	12/29/2022	*	25:46	3-6	.500	0-1	.000	3-6	.500	4	6	10	8.2	1	1	1	3	0	9	13.6
at Northwestern	01/01/2023	*	28:29	4-8	.500	0-1	.000	3-4	.750	1	10	11	8.4	3	0	2	2	2	11	13.4
Purdue	01/05/2023	*	03:48	0-0	.000	0-0	.000	0-0	.000	0	0	0	7.8	0	0	0	0	0	0	12.4
Minnesota	01/12/2023	*	29:41	5-7	.714	0-1	.000	0-1	.000	2	6	8	7.8	2	0	4	0	1	10	12.3
at Rutgers	01/15/2023	*	27:15	4-10	.400	0-0	.000	3-3	1.000	5	4	9	7.9	4	0	1	0	0	11	12.2
at Nebraska	01/18/2023	*	29:24	4-10	.400	0-0	.000	3-5	.600	3	7	10	8.0	1	0	0	3	1	11	12.1
Iowa	01/21/2023	*	27:54	4-10	.400	0-0	.000	3-4	.750	2	7	9	8.1	1	1	1	0	2	11	12.1
at Illinois	01/24/2023	*	23:18	2-8	.250	0-1	.000	4-5	.800	1	2	3	7.8	5	1	2	1	1	8	11.8
at Indiana	01/28/2023	*	25:53	4-6	.667	1-1	1.000	3-5	.600	2	2	4	7.6	3	0	1	0	0	12	11.9
Wisconsin	02/02/2023	*	29:07	5-13	.385	0-2	.000	2-4	.500	4	5	9	7.7	4	1	1	0	0	12	11.9
at Michigan	02/05/2023	*	24:23	3-7	.429	0-0	.000	0-0	.000	4	4	8	7.7	3	0	2	1	2	6	11.6
Northwestern	02/09/2023	*	27:30	3-5	.600	0-0	.000	2-3	.667	4	6	10	7.8	4	2	1	1	0	8	11.4
Michigan St.	02/12/2023	*	19:33	2-4	.500	0-0	.000	0-0	.000	5	3	8	7.8	3	0	3	0	0	4	11.1
at Iowa	02/16/2023	*	13:13	2-5	.400	0-0	.000	0-0	.000	0	1	1	7.5	3	1	1	1	0	4	10.8
<b>Totals</b>		<b>23</b>	<b>621:11</b>	<b>104-190</b>	<b>.547</b>	<b>7-24</b>	<b>.292</b>	<b>56-85</b>	<b>.659</b>	<b>76</b>	<b>112</b>	<b>188</b>	<b>7.5</b>	<b>61</b>	<b>20</b>	<b>34</b>	<b>24</b>	<b>14</b>	<b>271</b>	<b>10.8</b>

CAREER STATISTICS																				
SEASON	TEAM	GP-GS	MIN/AVG	Field Goals		3-Point		F-Throws		Rebounds				Scoring						
				FG-FGA	FG%	3FG-3FGA	3FG%	FT-FTA	FT%	OFF	DEF	TOT	AVG	PF-FO	A	TO	BLK	STL	PTS	AVG
2020-21	OSU	31-1	364/11.7	61-99	.616	0-0	.000	38-69	.551	47	58	105	3.4	60-0	9	24	22	3	160	5.2
2021-22	OSU	29-23	573/19.8	95-169	.562	0-0	.000	36-62	.581	58	105	163	5.6	69-0	15	33	24	6	226	7.8
2022-23	OSU	25-23	621/24.8	104-190	.547	7-24	.292	56-85	.659	76	112	188	7.5	61-1	20	34	24	14	271	10.8
<b>TOTAL</b>		<b>85-47</b>	<b>1558/18.3</b>	<b>260-458</b>	<b>.568</b>	<b>7-24</b>	<b>.292</b>	<b>130-216</b>	<b>.602</b>	<b>181</b>	<b>275</b>	<b>456</b>	<b>5.4</b>	<b>190-1</b>	<b>44</b>	<b>91</b>	<b>70</b>	<b>23</b>	<b>657</b>	<b>7.7</b>



# KALEN ETZLER

**REDSHIRT-FRESHMAN  
GUARD • 6-8 • 190  
VAN WERT, OHIO  
CRESTVIEW**

**24**

- Joined the program in the summer of 2021 and redshirted last season
- Has come a long way from last year, putting on 15 pounds of muscle
- Worked extremely hard on his jump shot and has become a reliable shooter from the perimeter



### ETZLER IN 2022-23

- Scored his first collegiate points on a rebound and put-back in the win over Cincinnati (11/22) in Maui

### POINTS

Season 3, vs. St. Francis (12/3/22)

### REBOUNDS

Season 3, 2x (last: vs. St. Francis, 12/3/22)

### ASSISTS

Season 1, vs. St. Francis (12/3/22)

### STEALS

Season

### BLOCKS

Season

### FIELD GOALS

Season 1, 3x (last: vs. Maine, 12/21/22)

### FG ATTEMPTS

Season 2, 2x (last: vs. Maine, 12/21/22)

### 3-PT FGS

Season 1, vs. St. Francis (12/3/22)

### 3-PT FG ATTS

Season 1, 5x (last: vs. Maine, 12/21/22)

### FREE THROWS

Season

### FT ATTEMPTS

Season

### MINUTES

Season 8:25, vs. St. Francis (12/3/22)

### 2022-23 GAME-BY-GAME STATISTICS

Opponent	Date	GS	MIN	Total		3-Pointers		Free throws		Rebounds				PF	A	TO	BLK	STL	PTS	AVG
				FG-FGA	PCT	3FG-3FGA	PCT	FT-FTA	PCT	OFF	DEF	TOT	AVG							
Robert Morris	11/07/2022		04:22	0-1	.000	0-1	.000	0-0	.000	0	2	2	2.0	1	0	1	0	0	0	0.0
Charleston So.	11/10/2022		05:30	0-1	.000	0-1	.000	0-0	.000	0	3	3	2.5	1	0	1	0	0	0	0.0
Eastern Ill.	11/16/2022		03:57	0-1	.000	0-1	.000	0-0	.000	0	1	1	2.0	1	0	0	0	0	0	0.0
vs Cincinnati	11/22/2022		01:58	1-1	1.000	0-0	.000	0-0	.000	1	0	1	1.8	0	0	0	0	0	2	0.5
Saint Francis (PA)	12/03/2022		08:25	1-2	.500	1-1	1.000	0-0	.000	1	2	3	2.0	1	1	0	0	0	3	1.0
Maine	12/21/2022		03:50	1-2	.500	0-1	.000	0-0	.000	0	2	2	2.0	0	0	0	0	0	2	1.2
Alabama A&M	12/29/2022		01:46	0-0	.000	0-0	.000	0-0	.000	0	0	0	1.7	0	0	0	0	0	0	1.0
Maryland	03/01/2023		00:01	0-0	.000	0-0	.000	0-0	.000	0	0	0	1.5	0	0	0	0	0	0	0.9
vs Michigan St.	03/10/2023		00:06	0-0	.000	0-0	.000	0-0	.000	0	0	0	1.3	0	0	0	0	0	0	0.8
<b>Totals</b>		<b>0</b>	<b>29:55</b>	<b>3-8</b>	<b>.375</b>	<b>1-5</b>	<b>.200</b>	<b>0-0</b>	<b>.000</b>	<b>2</b>	<b>10</b>	<b>12</b>	<b>1.3</b>	<b>4</b>	<b>1</b>	<b>2</b>	<b>0</b>	<b>0</b>	<b>7</b>	<b>0.8</b>

### Player Averages

Games Played	Minutes/game	Points/game	FG Pct	3FG Pct	FT Pct	Rebounds/game	Assists/game	Turnovers/game	Assist/Turnover ratio	Steals/game	Blocks/game
9	3.3	0.8	37.5	20.0	0.0	1.3	0.1	0.2	0.5	0.0	0.0

### CAREER STATISTICS

SEASON	TEAM	GP-GS	MIN/AVG	Field Goals		3-Point		F-Throws		Rebounds				Scoring						
				FG-FGA	FG%	3FG-3FGA	3FG%	FT-FTA	FT%	OFF	DEF	TOT	AVG	PF	FO	A	TO	BLK	STL	PTS
2022-23	OSU	9-0	30/3.3	3-8	.375	1-5	.200	0-0	.000	2	10	12	1.3	4-0	1	2	0	0	7	0.8
<b>TOTAL</b>		<b>9-0</b>	<b>30/3.3</b>	<b>3-8</b>	<b>.375</b>	<b>1-5</b>	<b>.200</b>	<b>0-0</b>	<b>.000</b>	<b>2</b>	<b>10</b>	<b>12</b>	<b>1.3</b>	<b>4-0</b>	<b>1</b>	<b>2</b>	<b>0</b>	<b>0</b>	<b>7</b>	<b>0.8</b>



# FELIX OKPARA

**FRESHMAN**  
**CENTER • 6-11 • 220**  
**LAGOS, NIGERIA**  
**HAMILTON HEIGHTS CHRISTIAN**  
**ACADEMY / LINK ACADEMY**

**34**

- A consensus four-star recruit and a Top-60 ranked player in the 2022 class
- A hungry player, who's worked extremely hard on his game since getting to campus
- Elite shot-blocker that will bring a defensive presence around the rim
- Is quicker and more agile than tradition 6-11 post players



**POINTS**

Season 12, vs. Maryland (3/1/23)

**REBOUNDS**

Season 12, 2x (last: vs. Maryland, 3/1/23)

**ASSISTS**

Season 2, 2x (last: vs. Purdue, 1/5/23)

**STEALS**

Season 4, vs. North Carolina (12/17/22)

**BLOCKS**

Season 5, vs. Michigan St. (3/10/23)

**FIELD GOALS**

Season 5, 2x (last: vs. Maryland, 3/1/23)

**FG ATTEMPTS**

Season 8, vs. Maryland (3/1/23)

**3-PT FGS**

Season 1, vs. St. Francis (12/3/22)

**3-PT FG ATTS**

Season 2, vs. Purdue (3/11/23)

**FREE THROWS**

Season 3, 2x (last: vs. Wisconsin, 2/2/23)

**FT ATTEMPTS**

Season 4, 2x (last: vs. Wisconsin, 2/2/23)

**MINUTES**

Season 35:12, vs. Michigan St. (3/10/23)

**DOUBLE-DOUBLES (1)**

Date	Team	Pts / Reb
12/3/22	St. Francis	10 / 12
3/1/23	Maryland	12 / 12

**2022-23 GAME-BY-GAME STATISTICS**

Opponent	Date	GS	MIN	Total		3-Pointers		Free throws		Rebounds				PF	A	TO	BLK	STL	PTS	AVG
				FG-FGA	PCT	3FG-3FGA	PCT	FT-FTA	PCT	OFF	DEF	TOT	AVG							
Robert Morris	11/07/2022		13:25	2-3	.667	0-0	.000	0-0	.000	0	2	2	2.0	2	0	0	1	0	4	4.0
Charleston So.	11/10/2022		19:11	1-4	.250	0-0	.000	0-0	.000	1	3	4	3.0	2	0	1	1	2	3.0	
Eastern Ill.	11/16/2022		14:36	2-2	1.000	0-0	.000	0-0	.000	0	3	3	3.0	2	1	2	2	0	4	3.3
vs San Diego St.	11/21/2022		11:45	2-2	1.000	0-0	.000	0-0	.000	1	1	2	2.8	0	0	1	1	0	4	3.5
vs Cincinnati	11/22/2022		15:46	2-3	.667	0-0	.000	0-0	.000	2	1	3	2.8	1	0	1	2	0	4	3.6
vs Texas Tech	11/23/2022		09:26	1-1	1.000	0-0	.000	0-0	.000	0	3	3	2.8	1	0	1	0	0	2	3.3
at Duke	11/30/2022		07:03	0-1	.000	0-0	.000	2-2	1.000	2	2	4	3.0	1	0	1	0	0	2	3.1
Saint Francis (PA)	12/03/2022		16:09	3-7	.429	1-1	1.000	3-3	1.000	6	6	12	4.1	1	1	1	2	10	4.0	
Rutgers	12/08/2022		07:01	0-0	.000	0-0	.000	1-2	.500	0	2	2	3.9	2	0	0	0	0	1	3.7
vs North Carolina	12/17/2022		11:51	2-2	1.000	0-0	.000	0-0	.000	1	2	3	3.8	5	2	0	2	4	4	3.7
Maine	12/21/2022		13:24	5-7	.714	0-0	.000	0-0	.000	3	1	4	3.8	2	0	0	1	0	10	4.3
Alabama A&M	12/29/2022		12:28	1-2	.500	0-0	.000	2-4	.500	2	2	4	3.8	0	0	1	0	1	4	4.3
at Northwestern	01/01/2023		11:22	0-0	.000	0-0	.000	0-0	.000	0	3	3	3.8	0	0	0	2	0	0	3.9
Purdue	01/05/2023		30:10	2-5	.400	0-0	.000	1-2	.500	3	2	5	3.9	2	2	0	3	0	5	4.0
at Maryland	01/08/2023	*	12:22	1-2	.500	0-0	.000	0-0	.000	0	0	0	3.6	3	0	0	0	0	2	3.9
Minnesota	01/12/2023		06:31	0-0	.000	0-0	.000	0-0	.000	0	2	2	3.5	1	0	0	2	1	0	3.6
at Rutgers	01/15/2023	*	15:59	2-4	.500	0-0	.000	0-0	.000	2	3	5	3.6	2	0	0	2	0	4	3.6
at Nebraska	01/18/2023		05:07	0-0	.000	0-0	.000	0-0	.000	0	1	1	3.4	1	0	0	0	0	0	3.4
Iowa	01/21/2023		11:45	3-4	.750	0-0	.000	0-0	.000	2	0	2	3.4	3	0	0	3	0	6	3.6
at Illinois	01/24/2023		12:33	0-0	.000	0-0	.000	0-0	.000	0	1	1	3.3	0	0	0	1	0	0	3.4
at Indiana	01/28/2023		14:33	4-5	.800	0-0	.000	0-3	.000	1	3	4	3.3	1	0	2	1	0	8	3.6
Wisconsin	02/02/2023		11:31	1-3	.333	0-0	.000	3-4	.750	1	2	3	3.3	2	0	0	0	0	5	3.7
at Michigan	02/05/2023		13:41	0-3	.000	0-0	.000	0-0	.000	3	1	4	3.3	2	0	1	0	0	0	3.5
Northwestern	02/09/2023		12:30	2-2	1.000	0-0	.000	0-0	.000	1	1	2	3.3	0	0	1	0	0	4	3.5
Michigan St.	02/12/2023		15:52	0-2	.000	0-0	.000	0-0	.000	4	2	6	3.4	0	0	0	1	1	0	3.4
at Iowa	02/16/2023		14:15	1-2	.500	0-0	.000	0-0	.000	0	3	3	3.3	3	0	1	0	0	2	3.3
at Purdue	02/19/2023	*	16:08	2-2	1.000	0-0	.000	0-0	.000	1	1	2	3.3	2	1	1	4	0	4	3.4
Penn St.	02/23/2023	*	17:59	4-4	1.000	0-0	.000	0-0	.000	0	1	1	3.2	2	0	0	0	0	8	3.5
Illinois	02/26/2023	*	08:17	2-3	.667	0-0	.000	0-0	.000	0	1	1	3.1	1	0	2	1	1	4	3.6
Maryland	03/01/2023	*	30:49	5-8	.625	0-1	.000	2-2	1.000	4	8	12	3.4	3	0	2	3	0	12	3.8
at Michigan St.	03/04/2023	*	16:54	2-4	.500	0-0	.000	0-0	.000	0	3	3	3.4	1	1	0	1	1	4	3.8
vs Wisconsin	03/08/2023	*	30:54	1-2	.500	0-0	.000	1-2	.500	1	3	4	3.4	1	0	0	2	2	3	3.8
vs Iowa	03/09/2023	*	22:30	1-3	.333	0-1	.000	0-0	.000	3	2	5	3.5	4	0	0	1	0	2	3.8
vs Michigan St.	03/10/2023	*	35:12	4-6	.667	0-0	.000	0-0	.000	2	6	8	3.6	3	1	0	5	0	8	3.9
vs Purdue	03/11/2023	*	22:18	3-6	.500	0-2	.000	1-2	.500	1	3	4	3.6	5	0	0	1	0	7	4.0
<b>Totals</b>		<b>11</b>	<b>541:17</b>	<b>61-104</b>	<b>.587</b>	<b>1-5</b>	<b>.200</b>	<b>16-26</b>	<b>.615</b>	<b>47</b>	<b>80</b>	<b>127</b>	<b>3.6</b>	<b>61</b>	<b>9</b>	<b>18</b>	<b>44</b>	<b>14</b>	<b>139</b>	<b>4.0</b>

**CAREER STATISTICS**

SEASON	TEAM	GP-GS	MIN/AVG	Field Goals		3-Point		F-Throws		Rebounds				Scoring						
				FG-FGA	FG%	3FG-3FGA	3FG%	FT-FTA	FT%	OFF	DEF	TOT	AVG	PF-FO	A	TO	BLK	STL	PTS	AVG
2022-23	OSU	35-11	541/15.5	61-104	.587	1-5	.200	16-26	.615	47	80	127	3.6	61-2	9	18	44	14	139	4.0
<b>TOTAL</b>		<b>35-11</b>	<b>541/15.5</b>	<b>61-104</b>	<b>.587</b>	<b>1-5</b>	<b>.200</b>	<b>16-26</b>	<b>.615</b>	<b>47</b>	<b>80</b>	<b>127</b>	<b>3.6</b>	<b>61-2</b>	<b>9</b>	<b>18</b>	<b>44</b>	<b>14</b>	<b>139</b>	<b>4.0</b>



# COLBY BAUMANN

**FRESHMAN**  
**GUARD • 6-3 • 185**  
**HOUSTON, TEXAS**  
**IMG ACADEMY**

**42**

- One of two walk-ons on the roster
- Did a post-graduate year at IMG Academy in 2021-22 before joining the program
- Is a hard worker who models his game after Kobe Bryant
- Brings a defensive presence on the perimeter



**BAUMANN IN 2022-23**

**POINTS**

Season

**REBOUNDS**

Season 1, 3x (last: vs. Ala. A&M, 12/29/22)

**ASSISTS**

Season 1, vs. Alabama A&M (12/29/22)

**STEALS**

Season

**BLOCKS**

Season

**FIELD GOALS**

Season

**FG ATTEMPTS**

Season 1, 2x (last: vs. Ala. A&M, 12/29/22)

**3-PT FGS**

Season

**3-PT FG ATTS**

Season 1, vs. Alabama A&M (12/29/22)

**FREE THROWS**

Season

**FT ATTEMPTS**

Season

**MINUTES**

Season 2:33, vs. Robert Morris (11/7/22)

**2022-23 GAME-BY-GAME STATISTICS**

Opponent	Date	GS	MIN	Total		3-Pointers		Free throws		Rebounds				Scoring							
				FG-FGA	PCT	3FG-3FGA	3FG%	FT-FTA	FT%	OFF	DEF	TOT	AVG	PF	FOA	TO	BLK	STL	PTS	AVG	
Robert Morris	11/07/2022		02:33	0-0	.000	0-0	.000	0-0	.000	1	0	1	1.0	0	0	0	0	0	0	0	0.0
Saint Francis (PA)	12/03/2022		02:13	0-1	.000	0-0	.000	0-0	.000	0	1	1	1.0	0	0	1	0	0	0	0	0.0
Alabama A&M	12/29/2022		01:12	0-1	.000	0-1	.000	0-0	.000	1	0	1	1.0	0	1	0	0	0	0	0	0.0
<b>Totals</b>		<b>0</b>	<b>05:58</b>	<b>0-2</b>	<b>.000</b>	<b>0-1</b>	<b>.000</b>	<b>0-0</b>	<b>.000</b>	<b>2</b>	<b>1</b>	<b>3</b>	<b>1.0</b>	<b>0</b>	<b>1</b>	<b>1</b>	<b>0</b>	<b>0</b>	<b>0</b>	<b>0</b>	<b>0.0</b>

**Player Averages**

Games Played	Minutes/game	Points/game	FG Pct	3FG Pct	FT Pct	Rebounds/game	Assists/game	Turnovers/game	Assist/Turnover ratio	Steals/game	Blocks/game
3	2.0	0.0	0.0	0.0	0.0	1.0	0.3	0.3	1.0	0.0	0.0

**CAREER STATISTICS**

SEASON	TEAM	GP-GS	MIN/AVG	Field Goals		3-Point		F-Throws		Rebounds				Scoring							
				FG-FGA	FG%	3FG-3FGA	3FG%	FT-FTA	FT%	OFF	DEF	TOT	AVG	PF	FOA	TO	BLK	STL	PTS	AVG	
2022-23	OSU	3-0	6/2.0	0-2	.000	0-1	.000	0-0	.000	2	1	3	1.0	0-0	1	1	0	0	0	0	0.0
<b>TOTAL</b>		<b>3-0</b>	<b>6/2.0</b>	<b>0-2</b>	<b>.000</b>	<b>0-1</b>	<b>.000</b>	<b>0-0</b>	<b>.000</b>	<b>2</b>	<b>1</b>	<b>3</b>	<b>1.0</b>	<b>0-0</b>	<b>1</b>	<b>1</b>	<b>0</b>	<b>0</b>	<b>0</b>	<b>0</b>	<b>0.0</b>



# OWEN SPENCER

**JUNIOR**  
**FORWARD • 6-9 • 215**  
**CINCINNATI, OHIO**  
**TURPIN / CITADEL**

**44**

- One of two walk-ons on the roster
- Appeared in 23 games over the last two seasons at The Citadel
- Ohio native who returned to his home state to pursue a medical degree and someday would like to be a heart surgeon



### SPENCER IN 2022-23

- Had a rebound and put-back for his first points as a Buckeye vs. Charleston Southern (11/10)
- Was put on scholarship following the game against Iowa (1/21)

### POINTS

Season 2, vs. Charleston So. (11/10/22)  
 Career 7, vs. Toccoa Falls (12/5/20)

### REBOUNDS

Season 4, vs. St. Francis (12/3/22)  
 Career 5, 3x (last: vs. Chattanooga, 1/29/22)

### ASSISTS

Season 1, vs. Maine (12/21/22)  
 Career 1, 7x (last: vs. Maine, 12/21/22)

### STEALS

Season -  
 Career 1, at Duke (11/22/21)

### BLOCKS

Season -  
 Career 2, 2x (at Duke, 11/22/21)

### FIELD GOALS

Season 1, vs. Charleston So. (11/10/22)  
 Career 3, vs. Toccoa Falls (12/5/20)

### FG ATTEMPTS

Season 3, vs. St. Francis (12/3/22)  
 Career 7, vs. Toccoa Falls (12/5/20)

### 3-PT FGS

Season -  
 Career -

### 3-PT FG ATTS

Season -  
 Career 1, 2x (last: at UNC Asheville, 12/1/20)

### FREE THROWS

Season 1, vs. Alabama A&M (12/29/22)  
 Career 3, vs. Chattanooga (1/29/22)

### FT ATTEMPTS

Season 2, vs. Alabama A&M (12/29/22)  
 Career 4, vs. Chattanooga (1/29/22)

### MINUTES

Season 3:32, vs. Charleston So. (11/10/22)  
 Career 21:48, vs. Carver (12/9/20)

### 2022-23 GAME-BY-GAME STATISTICS

Opponent	Date	GS	MIN	Total		3-Pointers		Free throws		Rebounds				Other								
				FG-FGA	PCT	3FG-3FGA	PCT	FT-FTA	PCT	OFF	DEF	TOT	AVG	PF	A	TO	BLK	STL	PTS	AVG		
Robert Morris	11/07/2022		02:33	0-1	.000	0-0	.000	0-0	.000	1	0	1	1.0	0	0	1	0	0	0	0	0	0
Charleston So.	11/10/2022		03:32	1-2	.500	0-0	.000	0-0	.000	1	1	2	1.5	0	0	0	0	0	2	1	0	0
Saint Francis (PA)	12/03/2022		02:13	0-3	.000	0-0	.000	0-0	.000	3	1	4	2.3	0	0	0	0	0	0	0	0	0
Maine	12/21/2022		03:01	0-0	.000	0-0	.000	0-0	.000	0	0	0	1.8	0	1	0	0	0	0	0	0	0.5
Alabama A&M	12/29/2022		01:12	0-0	.000	0-0	.000	1-2	.500	0	0	0	1.4	0	0	0	0	0	0	0	1	0.6
at Purdue	02/19/2023		05:33	0-0	.000	0-0	.000	0-0	.000	0	2	2	1.5	4	1	1	0	0	0	0	0	0.5
vs Michigan St.	03/10/2023		00:50	0-0	.000	0-0	.000	0-0	.000	0	0	0	1.3	0	0	0	0	0	0	0	0	0.4
<b>Totals</b>		<b>0</b>	<b>18:54</b>	<b>1-6</b>	<b>.167</b>	<b>0-0</b>	<b>.000</b>	<b>1-2</b>	<b>.500</b>	<b>5</b>	<b>4</b>	<b>9</b>	<b>1.3</b>	<b>4</b>	<b>2</b>	<b>2</b>	<b>0</b>	<b>0</b>	<b>0</b>	<b>3</b>	<b>0</b>	<b>0.4</b>

### Player Averages

Games Played	Minutes/game	Points/game	FG Pct	3FG Pct	FT Pct	Rebounds/game	Assists/game	Turnovers/game	Assist/Turnover ratio	Steals/game	Blocks/game
7	2.7	0.4	16.7	0.0	50.0	1.3	0.3	0.3	1.0	0.0	0.0

### CAREER STATISTICS

SEASON	TEAM	GP-GS	MIN/AVG	Field Goals		3-Point		F-Throws		Rebounds				Other				Scoring			
				FG-FGA	FG%	3FG-3FGA	3FG%	FT-FTA	FT%	OFF	DEF	TOT	AVG	PF	FO	A	TO	BLK	STL	PTS	AVG
2020-21	Cit	11-0	88/8.0	5-17	.294	0-0	.000	1-4	.250	6	14	20	1.8	8	0	2	3	3	0	11	1.0
2021-22	Cit	12-0	88/7.3	2-8	.250	0-4	.000	5-9	.556	5	16	21	1.8	13	0	4	3	2	1	9	0.8
2022-23	OSU	7-0	19/2.7	1-6	.167	0-0	.000	1-2	.500	5	4	9	1.3	4	0	2	2	0	0	3	0.4
<b>TOTAL FOR OSU</b>	<b>7-0</b>	<b>19/2.7</b>	<b>1-6</b>	<b>.167</b>	<b>0-0</b>	<b>.000</b>	<b>1-2</b>	<b>.500</b>	<b>5</b>	<b>4</b>	<b>9</b>	<b>1.3</b>	<b>4</b>	<b>0</b>	<b>2</b>	<b>2</b>	<b>0</b>	<b>0</b>	<b>3</b>	<b>0.4</b>	
<b>TOTAL</b>	<b>30-0</b>	<b>195/6.5</b>	<b>8-31</b>	<b>.258</b>	<b>0-4</b>	<b>.000</b>	<b>7-15</b>	<b>.467</b>	<b>16</b>	<b>34</b>	<b>50</b>	<b>1.7</b>	<b>25</b>	<b>0</b>	<b>8</b>	<b>8</b>	<b>5</b>	<b>1</b>	<b>23</b>	<b>0.8</b>	