WINTHROP vs. ILLINOIS

Winthrop Eagles
2026-27 Record: 0-6, 0-0 Big South
2025-26 Record: 23-11, 13-3 Big South
Head Coach: Mark Prosser (6th season/10th overall)
Winthrop/Career Record: 101-69/143-145
Big South Record: 56-26

Illinois Fighting Illini
2026-27 Record: 5-1, 0-0 B10
2025-26 Record: 28-9, 15-5 B10
Head Coach: Brad Underwood (10th season/14th overall)
Illinois/Career Record: 198-111/307-138
B10 Record: 107-71

TIP-INS

- Coming off a 91-86 loss at Wofford and are sitting 0-6 for the first time in program history
- This matchup will take place almost exactly 10 years from the first meeting won by the Eagles, 84-80 in OT
- Competed in the Field of 68 Opening Day Marathon for a second straight season (Late rally vs. Queens fell short in a 103-98 loss)
- Dropped first season opener since the 2023-24 season (lost 78-56 at Clemson)
- Eagles are in their 49th season of basketball overall and 42nd in the Big South Conference
- Winthrop won 23 games in 2025-26, the 10th 20-win season in its D1 Era
- On Nov. 17, 2024 the Eagles captured the program's 800th win all-time (843-640)
- The victory was also the 100th career win for head coach Mark Prosser Coming off a season in which the Eagles fell in the Big South Conference Championship game for a second straight season
- It was the programs 20th Big South Conference Championship game appearance and 5th appearance in the previous seven seasons

HOW THEY MATCHUP

WINTHROP		ILLINOIS
84.0	Scoring	105.2
.465	FG%	.529
.352	3FG%	.362
9.3	3FGM PG	13.8
.679	FT%	.687
35.8	Rebounding	50.7
12.2	Assists	21.3
6.8	Steals	7.3
3.3	Blocks	5.3
15.5	Turnovers PG	11.2
90.2	Scoring Defense	69.2
.483	FG% Defense	.355
.340	3FG% Defense	.264
-1.0	Rebound Margin	+18.8
-2.7	Turnover Margin	+1.3
L7	W/L Streak	W2

Athletic Communications/MBB Contact
Brett Redden - Asst. AD for Communications
(803) 367-1649 / reddenb@winthrop.edu

GAME INFORMATION

Game 7: Winthrop at #10/#8 Illinois

Nov. 23, 2026 | 7:00 p.m.

Champaign, Ill.| State Farm Center (3,400)

Radio: Winthrop Sports Network

Station: 94.3 FM | WGNC AM1450/101.1FM

Play-by-Play: Mike Pacheco

Analyst: Michael Jenkins

Television: Big Ten Network

Play-by-Play: Mike Hall

Analyst: Jess Settles

---Series History vs. Illinois--

Overall 1-0
Last Meeting 11/21/16
Result ..... W, 84-80 (OT)
Current Streak W1
At State Farm Center 1-0
In Overtime 1-0
Most Points (WIN) 84 (11/21/16)
Most Points (ILL) 80 (11/21/16)
Prosser vs. Illinois 0-0
Prosser vs. Big Ten Opponents 0-2

2026-27 Schedule/Results
0-6, 0-0 Big South

NOVEMBER (0-6)			
2	+	Queens	L, 103-98
7		North Dakota	L, 93-90
10		at Kennesaw St.	L, 88-79
14		Jackson St. (Homecoming)	L, 76-72
18		UT Chattanooga	L, 90-79
21		at Wofford	L, 91-86
23		at Illinois (BTN)	8:00 p.m.
28		Clinton College	2:00 p.m.
DECEMBER (0-0)			
2		at S.C. State	7:00 p.m.
5		at Coastal Carolina	3:00 p.m.
8		Bob Jones	6:30 p.m.
12		at Utah St.	10:00 p.m.
14		at Wyoming	8:30 p.m.
16		at North Texas	8:00 p.m.
21		Toccoa Falls	12:00 p.m.
28		Morris College	3:00 p.m.
JANUARY (0-0)			
1	*	Gardner-Webb	2:00 p.m.
3	*	at UNC Asheville	2:00 p.m.
6	*	Longwood	6:30 p.m.
9	*	at USC Upstate	2:00 p.m.
13	*	Radford	6:30 p.m.
16	*	at Presbyterian College	2:00 p.m.
20	*	High Point	6:30 p.m.
23	*	Charleston Southern	2:00 p.m.
30	*	at Radford	7:00 p.m.
FEBRUARY (0-0)			
3	*	at Longwood	7:00 p.m.
6	*	UNC Asheville	2:00 p.m.
11	*	at Charleston Southern	7:00 p.m.
13	*	USC Upstate	2:00 p.m.
18	*	at High Point	7:00 p.m.
20	*	at Gardner-Webb	1:00 p.m.
25	*	Presbyterian College	6:30 p.m.
MARCH (0-0)			
3-7	#	Big South Championship	TBD

+ Field of 68 Opening Day Marathon
(Played at Rock Hill Sports & Events Center - Rock Hill, SC)
*** Big South Conference Game**
 # Big South Tournament (Freedom Hall | Johnson City, Tenn.)
All Games (EST)

PROBABLE STARTERS



3 SMITH III — *Sr. ▸ Guard*

MIN.	30.4
PPG	8.7
RPG	4.3
APG	2.2
FG%	47.5
3FG%	25.0



11 SIMS — *Sr. ▸ Guard*

MIN.	33.4
PPG	15.8
RPG	2.2
APG	1.7
FG%	47.8
3FG%	43.6



25 HENDAWY — *Sr. ▸ Guard*

MIN.	26.7
PPG	11.7
RPG	7.8
APG	2.3
FG%	38.2
FT%	64.9



45 FISHER — *Sr. ▸ Forward*

MIN.	30.0
PPG	20.3
RPG	4.8
APG	2.8
FG%	56.0
3FG%	40.6



13 NATSVLISHVILI — *Sr. ▸ Center*

MIN.	22.9
PPG	12.3
RPG	5.8
APG	1.8
FG%	47.2
FT%	60.0

2026-27 Winthrop Basketball Roster

NUMERICAL ROSTER

NO.	NAME	YR.	POS.	HT.	WT.	HOMETOWN/PREVIOUS SCHOOL
0	Kaleb Evans	R-Fr.	G	6-3	190	Lexington, S.C. / Moravian Prep/YNG Dreamerz
1	Tyler Parrish	R-So.	G	6-3	175	Chesterton, Ind. / Univ. of Indianapolis
2	Joel Cwik	Fr.	F	6-5	185	Ulm, Germany / Orange Academy
3	Anthony Smith III	So.	G	6-1	170	Hopkins, Minn. / North Dakota
4	Micah Davis	Jr.	G	6-2	175	Greenwood, Ind. / IU Indy
5	Robert Knotts III	Sr.	G	6-2	210	Greensboro, N.C. / Louisburg College
6	Eesher Singh Sarai	Jr.	G/F	6-9	215	Vancouver, British Columbia, Canada / Ellsworth C.C.
7	Tee Harris Jr.	Sr.	F	6-7	225	Mineral, Va. / Wheeling Univ.
8	Kyle Morgan	Sr.	G/F	6-4	180	Houston, Texas / UT – Tyler
10	Cam Christy	Gr.	G	6-4	200	Walton, Ky. / Mount St. Joseph University
11	Spence Sims	R-So.	G	6-1	180	Fairhope, Ala. / Gardner-Webb
13	George Natsvlishvili	Sr.	F	6-10	239	Tbilisi, Georga / North Dakota
21	Tai Hamilton	Sr.	F	6-10	200	Charlotte, N.C. / William & Mary
22	Henry Harrison	Sr.	G	5-11	175	Lewisburg, Pa./ Lewisburg H.S.
25	Seifeldin Hendawy	Jr.	G	6-8	200	Cairo, Egypt / Loyola Chicago
45	Keshawn Fisher	So.	G/F	6-7	200	Detroit, Mich. / Detroit Mercy

COACHING STAFF

Head Coach—Mark Prosser (Marist, '02)
Associate Coach—Monty Sanders (Elon, '09)
Assistant Coach—Mitchell Hill (Tennessee Tech, '15)
Assistant Coach—Sid Crist (Fairmont State, '16)
Assistant Coach—Rico White (UTC, '14)
Video Coordinator—Matt Erps (Winthrop, '18)
Graduate Assistant—Cooper Sisco (VMI, '22)

PRONUNCIATION GUIDE

2	Joel SWICK
6	E-SURE SING SUH-RYE
13	GOO-GAH NATS-VISH-VEELEE
25	SAY-FEH-DEEN EN-DAH-WEE

RADIO / TV PLAYER PHOTO CHART



Kaleb Evans
G, 6-3, R-Fr.
Lexington, S.C.



Tyler Parrish
G, 6-3, R-So.
Chesterton, Ind.



Joel Cwik
F, 6-5, Fr.
Ulm, Germany



Anthony Smith III
G, 6-1, So.
Hopkins, Minn.



Micah Davis
G, 6-2, Jr.
Greenwood, Ind.



Robert Knotts III
G, 6-2, Sr.
Greensboro, N.C.



Eesher Singh Sarai
G/F, 6-9, Jr.
Vancouver, British Columbia, Canada



Tee Harris Jr.
F, 6-7, Sr.
Mineral, Va.



Kyle Morgan
G/F, 6-4, Sr.
Houston, Texas



Cam Christy
G, 6-4, Gr.
Walton, Ky.



Spencer Sims
G, 6-1, So.
Fairhope, Alaska



George Natsvlishvili
F, 6-10, Sr.
Tbilisi, Georgia



Tai Hamilton
F, 6-10, Sr.
Charlotte, N.C.



Henry Harrison
G, 5-11, Sr.
Lewisburg, Pa.



Seifeldin Hendawy
G, 6-8, Jr.
Cairo, Egypt



Keshawn Fisher
G/F, 6-7, So.
Detroit, Mich.



Mark Prosser
HEAD COACH

WINTHROP
BASKETBALL

EAGLE EYE VIEW OF THE TEAM

WINTHROP SERIES HISTORY ILLINOIS/BIG TEN OPPONENTS

- Winthrop and Illinois meet for just the second time
- The first meeting came nearly 10 years ago to the date as the Eagles earned an 84-80 overtime win at Illinois on Nov. 21, 2016
- Winthrop's Keon Johnson came off the bench to score 38 points to lead the Eagles to the win
- Winthrop tied the game with 28 seconds left on an Xavier Cooks three at 70-70
- Eagles are 1-7 all-time against opponents from the Big Ten
- The most recent matchup came on Dec. 29, 2024 at Indiana as the Eagles fell 77-68

EAGLES ON THE ROAD

- Eagles facing their third true road game of the season
- Coming off a 91-86 road loss to Wofford and dropped the first road game of the season at Kennesaw State, 88-79
- Finished non-conference action 2-6 on the road last season, with five of the losses by seven or fewer points and two of them one possession games
- Finished with a 7-9 road record overall in 2025-26
- The seven road wins were the most since the 2021-22 season when the Eagles finished 7-7
- Winthrop averaged 79.8 ppg and allowed 79.5 ppg in road games last season
- Winthrop shot 42 percent from the floor while opponents shot 45 percent
- Averaged 9.7 threes per game while opponents averaged 9.1
- Winthrop did have 36 more free throw attempts in road games than its opponents
- Have an all-time road mark of 277-394 and 226-340 at the NCAA D1 level
- Over the last 10 seasons the Eagles are 74-71 on the road

TEAM NEWS

- This is the program's 1,484th game as Winthrop holds an all-time record of 843-640
- Are sitting 0-6 for the first time in program history and have dropped seven straight dating back to last season
- This is just the 2nd year in program history the team played six straight D1 opponents to open the season
- Both times have been under Prosser as the Eagles opened the 2025-26 season with 10 straight vs. D1 opponents
- Coming off a 91-86 loss at Wofford as the Eagles turned a 15 point deficit with 8:17 to play into a three point game with 30 seconds to play
- Five of the six losses on the season have been by single-digits and four of them by five or less
- Winthrop, who has been one of the top teams nationally in free throws attempted and free throws made the last few seasons has 34 fewer attempts than its opponents through six games
- Eagles are averaging 27.5 free throw attempts per game while opponents are averaging 33.2
- In four of the last five games opponents have ettempted 33 or more free throws
- In the Eagles last home game they fell 90-79 to UTC as the Mocs knocked down 17 threes
- The 17 threes are the most against the Eagles in a home game since Radford had 16 on Dec. 31, 2016
- Prior to the loss to UTC, the Eagles fell to Jackson State at home as they missed 17 free throws (32-for-49) in the loss and shot just 32 percent from the floor while commiting a season-high 19 turnovers
- It was the most missed free throws in a game since missing 16 vs. Charleston Southern on Jan. 15, 2025
- Dominated Jackson State on the glass 51-30 (+21) and had 20 offensive rebounds
- Eagles on first five-game losing streak since opening the 2011-12 season with five straight losses
- Connected on 36 threes in the first two games and the last game (36-for-86/42%) but are a combined 20-for-73 (27%) since
- Opened the season with a 103-98 loss to Queens in the Field of 68 Opening Day Marathon
- The Eagles led by as much as 14 in the game
- Against the Fighting Hawks, it was the first time the Eagles lost a double-figure lead since doing so on Dec. 18, 2025 at North Dakota in a 90-88 loss
- Since the Eagles became an NCAA D1 program in 1985-86, it was just the second loss at home when scoring 90-99 points (53-2 in that span)
- It was the first home loss scoring 90-99 points since 2004-05 (36-1)
- North Dakota attempted 41 free throws in the game, the first non-conference opponent with 40 or more free throw attempts since Dec. 22, 2023 at Florida State (42)
- Winthrop has held a lead at halftime in the last three games (led by one point at the break the last two games)
- Winthrop led 45-42 at the half against the Fighting Hawks, but loss their first home game when leading at the break since Jan. 27, 2024 vs. High Point (Led 47-35 at the half and lost 83-81 on a last second shot)
- Opened the season with a 103-98 loss to Queens in the Field of 68 Opening Day Marathon
- Eagles did make it a three point game with two seconds, but in the end just ran out of time
- Connected on 16 triples in the loss to Queens, tying the program mark for the most threes in a loss
- The only other loss with 16 made threes was Nov. 22, 2021 at Washington State
- The 16 threes are tied for the 9th most in a single-game this season (games thru Nov. 11)

EAGLE EYE VIEW OF THE TEAM

- **Winthrop is now 25-5 all-time when hitting 15 or more threes in a game**
- **Eagles had three different players hit five threes in the loss to Queens**
- **It was the first time Winthrop had three players with five threes in the same game since Jan. 11, 2014 vs. Charelston Sou.**
- **Eagles have put together another strong non-conference schedule with 9-of-12 finishing with a winning record last season, five 20-game winners and seven opponents that won 19 or more**
- **Will face a tough stretch of three games in a five-day span when they head to Utah State (Dec. 12), Wyoming (Dec. 14) and North Texas (Dec. 16)**
- **Have posted a .500 or better record in non-conference play in 13 of the last 14 seasons**
- **Hold an all-time mark of 134-105 in the month of November, 143-153 in the month of December, 263-189 in January, 241-155 in February and 57-37 in March**
- **Mark Prosser coached his 100th game as head coach of the Eagles on Nov. 15 and captured his 100th career win the same day**
- **The win also marked the 800th in program history**
- **The 100th win for Prosser came on a three-pointer at the buzzer-beater**
- **It was the first buzzer beater win for the Eagles since Keon Johnson's jumper as time expired in an 86-84 victory at Radford on Jan. 13, 2016**
- **Voted to finish fifth in the Big South Conference Preseason Poll, one vote behind Radford (4th) and Longwood (3rd)**
- **Winthrop has 10 or more threes in 64 games in the Prosser Era (Hold a 49-16 record in those 64 contests and 17-6 when hitting 13 or more)**
- **Over the last six seasons Winthrop is 116-20 when leading at the half (170-31 since the start of the 2015-16 season/184-40 since the 2014-15 season)**
- **In the last 15 seasons the Eagles are 210-33 (86%) when leading at the half, 51-110 when trailing and 11-4 when tied**
- **In the last 242 victories, the Eagles have won by double-figures in 146 of them (60%)**
- **Over the last 15 seasons Winthrop is 197-83 when attempting 20 or more free throws, 67-21 when attempting 30 or more, 13-5 when attempting 40 or more and 1-1 when attempting 50-plus**
- **During that same time span, Winthrop is 84-78 when it has less than 20 free throw attempts**
- **In the last 15 seasons Winthrop is 86-16 when making 10 or more threes and attempting 20 or more free throws in same game**
- **Since 2012-13 the Eagles have more wins than any other Big South Conference school (286), 25 more than the next team (High Point - 261)**

COMPORIUM®
Making Life Easier®

Player of the Game

Queens - Kenshawn Fisher
North Dakota - Spence Sims
at Kennesaw State - Keshawn Fisher
Jackson State - Seifeldin Hendawy
UT Chattanoga - Spence Sims
at Wofford - Keshawn Fisher
at Illinois -
Clinton -
at S.C. State -
at Coastal Carolina -
Bob Jones -
at Utah State -
at Wyoming -
at North Texas -
Tocca Falls -
Morris -
Gardner-Webb -
at UNC Asheville -
Longwood -
at USC Upstate -
Radford -
at Presbyterian -
High Point -
Charleston Sou. -
at Radford -
at Longwood -
UNC Asheville -
at Charleston Sou. -
USC Upstate -
at High Point -
at Gardner-Webb -
Presbyterian -

A WIN BY THE EAGLES WILL...

- Avoid the first ever 0-6 start in program history
- Be the first win over Wofford since 1985
- Give Prosser his 102nd win at Winthrop, 144th career win and 139th win as an NCAA D1 coach
- Give the program 844 victories all-time
- Be the 704th all-time at the NCAA D1 level

CURRENT BIG SOUTH MEMBERS

(ranked by overall wins)	Since (2012-13)		2026-27	2026-27
School	Overall	Big South	Overall	Big South
Winthrop	286-164	166-72	0-6	0-0
High Point	261-190	144-93	6-0	0-0
Radford	254-207	139-99	2-4	0-0
UNC Asheville	247-202	144-90	2-4	0-0
Gardner-Webb	225-233	130-110	1-5	0-0
Longwood	197-264	95-145	4-3	0-0
USC Upstate**	163-258	45-87	1-6	0-0
Presbyterian College	149-298	68-169	1-4	0-0
Charleston Southern*	124-260	63-143	2-4	0-0

(Games Through Nov. 21, 2026)

* Charleston Southern had 51 wins (31 conference wins and 3 conference tournament wins vacated)

** USC Upstate overall record from 2012-13 - 2017-18 in Atlantic Sun Conference

WINTHROP

All-Time Head Coaches (Wins)

Coach	Wins	Losses	Pct.
Gregg Marshall	194	83	.700
Pat Kelsey	186	95	.663
Nield Gordon	160	100	.615
Mark Prosser	101	69	.594
Randy Peele	77	82	.484
Steve Vacendak	74	98	.430
Dan Kenney	51	113	.331

EAGLE EYE VIEW OF THE TEAM

LOOKING BACK AT 2025-26

- Won 23 games for the second straight season and third time in five seasons under Mark Prosser
- Reached the Big South Conference Title Game for the second straight year and a Big South record 20th time
- It was also the third title game appearance under Prosser
- Had a 12-game winning streak, which is the second streak of 10 or more under Prosser and tied for the 6th longest in program history
- Prosser is tied with six other coaches for the 6th most 20-win seasons in league history (3)
- Last season, became the 4th team in program history to hit 300 or more triples in a single-season
- Eagles averaged 9.40 threes per game, finishing with the fifth-best single-season mark
- Led the nation in free throw attempts per game (28.5) in 2024-25 and were 4th in makes per game (19.1)
- Set a program record for free throws attempted (970) and free throws made (648) in a single-season
- Last year the Eagles finished second nationally in both free throw attempted (27.0) and free throws made (19.7)
- Eagles played a strong non-conference schedule in that included three nationally-ranked teams, six teams with 20 or more wins, eight with 19 or more and five teams that qualified for the NCAA Tournament
- Set the program mark for fewest turnovers per game in a single-season (10.90)
- The team's scoring average of 83.6 ppg tied for the second-best single-season average in program history after setting the mark the season prior
- Won 13 league games for the 9th time in program history
- Posted a perfect league record at home at 8-0 and have won 11 straight at the Winthrop Coliseum
- Went undefeated the month of January at 8-0, becoming just the second program in team history to do so (2006-07)

TEAM STREAKS

- Have hit at least one three-point basket in 454 consecutive games
- Have 14 straight seasons with 10 or more home wins
- Have been Top 3 scoring in the Big South for 10 straight seasons
- Have ranked Top 5 in NCAA D1 in free throw attempts (total and per game) for three straight seasons
- Posted a winning record at home in 28 straight seasons

HEAD COACH MARK PROSSER

- In his sixth season as head coach of the Eagles and 9th season overall as a head coach
- He became the 7th head coach in program history and joined all previous head coaches in winning their first game coaching the Eagles
- Coached in his 100th game at the helm of the Eagles on Nov. 15 and earned his 100th career win in the same game
- Coached his 200th game and earned his 50th victory at Winthrop on Jan. 10 and earned an 81-71 road win
- Mark Prosser is coaching in his 289th game (261st at NCAA D1 level)
- Prosser is 4th on the all-time wins list at Winthrop with 100
- He became the 2nd coach in Big South history to reach 100 wins in his first five seasons (other is Pat Kelsey)
- The win at Presbyterian College on Jan. 24 was the 50th Big South win, tying for the 3rd fastest coach in league history to reach that mark (74 games)
- In his tenure at Winthrop, the Eagles are 10-1 in overtime games
- Led the Eagles to 23 wins in 2021-22, most by any first-year head coach in program history
- Coached the Eagles to another 23-win season in 2024-25 as the team broke the school record for scoring average (84.7), free throws made (648 and free throws attempted (970)
- Prosser joined Steve Vacendak, Gregg Marshall and Randy Peele as the only coaches to start their Winthrop career 2-0
- Became 1-of-3 Winthrop coaches to win their first Big South Conference regular season game and to start 2-0 (Dan Kenney/Gregg Marshall) and just Prosser and Marshall began their Big South career 5-0
- First Winthrop coach to reach at least 11 league wins in first season at the helm (finished with 14)
- Guided the team to its first ever win over a PAC 12 opponent with an 82-74 win at Washington (11/27/21)
- Came to the Eagles after three years as head coach of Western Carolina
- In his second season with the Catamounts he and his staff put together the nation's second biggest turnaround in D1 men's basketball (12-win improvement)
- Spent six seasons at Winthrop as an Associate Head Coach (Assistant coach - 1st year)
- Holds a career record of 143-145 (138-122) at the NCAA D1 level)
- Graduted from Marist and then became a student assistant three seasons before joining the staff at Wofford as an assistant coach in 2002-03
- After one season he became an assistant coach at Bucknell (2003-08)
- While at Bucknell, the Bison upset Kansas in the 2005 NCAA Tournament
- Returned to Wofford as an assistant coach in 2008 where he remained until taking the head coaching job at Brevard College in 2011-12
- After one season he left Brevard to join the Winthrop coaching staff

2026-27 EAGLE TRENDS

THE EAGLES RECORD
Overall: 0-6
At home: 0-3
On the road: 0-2
At a neutral site: 0-1
In the Big South: 0-0
Big South Home: 0-0
Big South Away: 0-0
Overtime: 0-0
Night Tip: 0-3
Daytime Tip: 0-2
Morning Tip: 0-1
Win the Opening Tip: 0-1
Lose the Opening Tip: 0-5
Nationally ranked opponents: 0-0
Opponents receiving votes: 0-0
ACCNX: 0-0
ESPN+: 0-5
ESPN2: 0-0
BIG10: 0-0
ESPNU: 0-0
YouTube: 0-1
Play a team with a record over .500: 0-1
A team with a record below .500: 0-2
A team with a record of .500: 0-3
Lead at halftime: 0-3
Trail at halftime: 0-3
Tied at halftime: 0-0
Lead 10+ at halftime: 0-0
Trail 10+ at halftime: 0-2
Score first: 0-1
1st possession is a turnover: 0-2
1st possession is a made FG: 0-0
1st possession is a missed FGA: 0-3
1st possession is a made FT: 0-0
1st possession is a missed FT: 0-1
Make First Field Goal Attempt: 0-2
Miss First Field Goal Attempt: 0-4

SCHEDULED TIME OF TIP/DAY OF WEEK
(record by time zone, not just EST)
Tip at 9 a.m.: 0-1
Tip at 12 p.m.: 0-1
Tip at 1 p.m.: 0-0
Tip at 2 p.m.: 0-0
Tip at 2:30 p.m.: 0-1
Tip at 3 p.m.: 0-0
Tip at 4 p.m.: 0-0
Tip at 4:30 p.m.: 0-0
Tip at 5:00 p.m.: 0-1
Tip at 6:30 p.m.: 0-1
Tip at 7 p.m.: 0-1
Tip at 7:30 p.m.: 0-0
Tip at 8 p.m.: 0-0
Monday: 0-1
Tuesday: 0-1
Wednesday: 0-1
Thursday: 0-0
Friday: 0-0
Saturday: 0-3
Sunday: 0-0

SCORING
Scores between 10-19: 0-0
20-29 points: 0-0
30-39 points: 0-0
40-49 points: 0-0
50-59 points: 0-0
60-69 points: 0-0
70-79 points: 0-4
80-89 points: 0-0
90-99 points: 0-2
100-plus points: 0-0
Shoot 10-19 percent from the field: 0-0
20-29%: 0-0
30-34%: 0-1
35-39%: 0-0
40-44%: 0-1
45-49%: 0-2
50-59%: 0-2
60-plus: 0-0
Higher FG% than opponent: 0-1
Lower FG % than opponent: 0-5
FG% is the same: 0-0
Hit 7 or more threes: 0-4
Hit less than 7 threes: 0-2
Attempt less than 20 threes: 0-1
Attempt 20 or more threes: 0-5
Attempt 30 or more threes: 0-1
Turn ball over less than 10 times: 0-0
10-15 times: 0-4
16-20 times: 0-2
21-plus: 0-0
Make more free throws: 0-3
Make fewer free throws: 0-3
Make same free throws: 0-0
Attempt more free throws: 0-2
Attempt fewer free throws: 0-4
Attempt same free throws: 0-0
Have more rebounds: 0-2
Have fewer rebounds: 0-4
Have same rebounds: 0-0
Have more turnovers: 0-4
Have fewer turnovers: 0-2
Have same turnovers: 0-0
Have more steals: 0-2
Have fewer steals: 0-4
Have same steals: 0-0

LATE IN THE GAME(regulation only)
Lead with five minutes left: 0-1
Trail with five minutes left: 0-5
Tied with five minutes left: 0-0
Lead with one minute left: 0-1
Trail with one minute left: 0-5
Tied with one minute left: 0-0
Bench scores more points: 0-1
Bench scores fewer points: 0-5
Bench scores same points: 0-0
1 Score Double-Figures: 0-0
2 Score Double-Figures: 0-1
3 Score Double-Figures: 0-2
4 Score Double-Figures: 0-3
5 Score Double-Figures: 0-0
6 Score Double-Figures: 0-0
7 Score Double-Figures: 0-0

GAMES DECIDED BY...
1 point: 0-0
2 points: 0-0
5 points or less: 0-4
6-9 points: 0-1
Double-figures: 0-1

First Basket (POINT) is a...
Jumper: 0-1
Lay-up/Tip-in: 0-3
Dunk: 0-0
Free Throw: 0-1
Three-Pointer: 0-1

POINTS OFF TURNOVERS
Score more off turnovers: 0-0
Outscored off turnovers: 0-6
Tied in points off turnovers: 0-0

POINTS IN PAINT
Score more points in paint: 0-1
Outscored in paint: 0-5
Tied in points in paint: 0-0

2ND CHANCE POINTS
Score more 2nd chance points: 0-1
Outscored in 2nd chance points: 0-5
Tied in 2nd chance points: 0-0

SCHOOLS FROM...
Georgia: 0-1
Ilinois: 0-0
Mississippi: 0-1
North Carolina: 0-1
North Dakota: 0-0
South Carolina: 0-1
Tennessee: 0-1
Texas: 0-0
Utah: 0-0
Virginia: 0-0
Wyoming: 0-0

YEAR-BY-YEAR RECORDS
(Member of NCAA D1 Level Only)

Year	Overall	Home	Away	Non-Conf.	BSC
26-27	0-6	0-3	0-2	0-6	0-0
25-26	23-11	13-1	7-9	10-8	13-3
24-25	23-11	16-2	5-8	10-7	11-5
23-24	17-15	11-5	6-9	9-7	8-8
22-23	15-17	10-4	4-11	5-9	10-8
21-22	23-9	13-0	7-7	9-7	14-2
20-21	23-2	11-1	10-0	5-1	17-1
19-20	24-10	12-4	10-6	7-7	15-3
18-19	18-12	11-3	7-8	8-5	10-6
17-18	19-12	11-3	7-8	6-5	12-6
16-17	26-7	14-3	12-3	8-4	15-3
15-16	23-9	14-1	7-7	10-4	13-5
14-15	19-13	11-3	6-10	7-7	12-6
13-14	20-13	12-3	5-10	10-7	10-6
12-13	14-17	11-4	2-12	8-7	6-10
11-12	12-20	7-5	4-11	4-10	8-10
10-11	13-17	9-4	4-10	4-8	9-9
09-10	19-14	12-2	6-11	7-8	12-6
08-09	11-19	7-6	4-12	2-10	9-9
07-08	22-12	12-3	6-7	12-8	10-4
06-07	29-5	15-0	12-3	15-5	14-0
05-06	23-8	15-1	7-6	10-5	13-3
04-05	27-6	16-0	9-4	12-5	15-1
03-04	16-12	10-4	5-7	6-5	10-6
02-03	20-10	11-3	9-4	8-6	11-3
01-02	19-12	9-4	7-5	6-7	10-4
00-01	18-13	11-1	5-7	5-9	11-3
99-00	21-9	13-1	6-7	8-5	11-3
98-99	21-8	12-1	7-6	10-6	9-1
97-98	7-20	4-9	4-10	3-11	4-8
96-97	12-15	9-4	3-10	7-6	5-9
95-96	7-19	4-8	3-10	1-11	6-8
94-95	7-20	5-7	2-12	3-8	4-12
93-94	4-23	3-9	1-13	1-8	3-15
92-93	14-16	7-5	4-10	9-5	5-11
91-92	6-22	4-11	2-10	3-11	2-12
90-91	8-20	6-7	2-12	3-10	5-9
89-90	19-10	14-4	5-7	13-4	6-6
88-89	16-13	14-5	2-8	10-5	5-7
87-88	17-13	12-3	5-10	9-6	5-7
86-87	8-20	5-5	3-14	7-12	1-7
85-86	20-9	14-2	5-6	14-6	5-3
Totals	**703-549**	**431-158**	**226-339**	**302-290**	**374-248**

THE EAGLES' RECORD IN WINTHROP COLISEUM

Season	Won	Lost	Pct.
1982-83	7	8	.467
1983-84	12	5	.706
1984-85	11	4	.733
1985-86	14	2	.875
1986-87	5	5	.500
1987-88	12	3	.800
1988-89	14	5	.737
1989-90	14	4	.778
1990-91	6	7	.462
1991-92	4	11	.267
1992-93	7	5	.583
1993-94	3	9	.250
1994-95	5	7	.417
1995-96	4	8	.333
1996-97	9	4	.692
1997-98	4	9	.308
1998-99	12	1	.923
1999-00	13	1	.929
2000-01	11	1	.917
2001-02	9	4	.692
2002-03	11	3	.786
2003-04	10	4	.714
2004-05	16	0	1.000
2005-06	15	1	.938
2006-07	15	0	1.000
2007-08	12	3	.800
2008-09	7	6	.538
2009-10	12	2	.857
2010-11	9	4	.692
2011-12	7	5	.583
2012-13	11	4	.733
2013-14	12	3	.800
2014-15	11	3	.786
2015-16	14	1	.933
2016-17	14	3	.824
2017-18	11	3	.786
2018-19	11	3	.786
2019-20	12	4	.750
2020-21	11	1	.916
2021-22	13	0	1.000
2022-23	10	4	.692
2023-24	11	5	.688
2024-25	13	1	.923
2025-26	13	1	.929
2026-27	0	3	.000
39 Years	**457**	**170**	**.729**

2026-27 EXTRAS

WINTHROP RECORD ACCORDING TO STARTING LINEUP

Smith III, Sims, Fisher, Hendawy, Natsvlishvili	0-4
Smith III, Sims, Morgan, Hendawy, Hamilton	0-1
Smith III, Sims, Fisher, Hendawy, Singh Sarai	0-1

WINTHROP RECORD WHEN LEADING SCORER IS...

Fisher	0-3
Sims	0-2
Hendawy	0-1

WINTHROP RECORD WHEN LEADING REBOUNDER IS...

Hendawy	0-4
Fisher	0-1
Natsvlishvili	0-1

WINTHROP RECORD WHEN LEADER IN ASSISTS IS...

Fisher	0-3
Smith III	0-2
Hendawy	0-1
Sims	0-1

WINTHROP RECORD WHEN OPPONENT...

Shoots less than 30%:	0-0
30-34%:	0-0
35-39%:	0-0
40-44%:	0-2
45-49%:	0-2
50-59%:	0-2
60-plus:	0-0
Makes 25 or more FG:	0-5
Makes fewer than 25 FG:	0-1
Makes 7 or more 3PT FG:	0-4
Makes 6 or less 3PT FG:	0-2
Makes more than 15 FTs:	0-6
Makes 15 or fewer FTs:	0-0
Commits 13 or fewer TOs:	0-4
Commits 14 or more TOs:	0-2
Scores the first point(s) of 2nd half:	0-2

WINTHROP RECORD WHEN OPPONENT HAS...

A 20-point scorer:	0-4
A 30-point scorer:	0-0
A 40-point scorer:	0-0
More than one 20-point scorer:	0-1
No players in double-figures:	0-0
1 Player in double-figures:	0-0
2 Players in double-figures:	0-0
3 Players in double-figures:	0-1
4 Players in double-figures:	0-1
5 or more players in double-figures:	0-3
6 or more players in double-figures:	0-0

Margin of Victory/Defeat

Breakdown of Eagles' margin of victory...

1	2	3	4	5	6	7	8	9	10	11-15	16-20	21-25	26+
-	-	-	-	-	-	-	-	-	-	-	-	-	-

Breakdown of Eagles' margin of defeat...

1	2	3	4	5	6	7	8	9	10	11-15	16-20	21-25	26+
-	-	1	1	2	-	-	-	1	-	1	-	-	-

WINTHROP CURRENT STREAKS

OVERALL

All Games	L7
Big South Games Overall	W1
Ranked opponent	L5

HOME

All Games	L3
Non-Conference Home Games	L3
Big South Home Games	W9

ROAD

All Games	L4
Big South Road Games	L2
Non-Conference Road Games	L4

NEUTRAL

At Neutral Sites	L1
Ranked opponents	L3
Unranked opponents	W3

EAGLES CURRENT STREAKS VS. BIG SOUTH OPPONENTS

Charleston Southern	W1
Gardner-Webb	W3
High Point	L1
Longwood	W1
Presbyterian College	W5
Radford	W3
UNC Asheville	W4
USC Upstate	W6

RECORD AT WINTHROP COLISEUM

Winthrop Record At Winthrop Coliseum When It Scores...

	Since 2004-05	All-Time (D1 level)
100+:	30-1	38-1
90-99:	36-1	53-2
80-89:	59-9	96-9
70-79:	66-11	123-32
60-69:	45-14	78-49
50-59:	18-16	23-39
40-49:	1-6	1-10

When Winthrop Allows ( ) Points At Winthrop Coliseum…

100+:	1-1	1-1
90-99:	9-7	13-18
80-89:	21-13	29-34
70-79:	47-15	74-47
60-69:	68-17	118-30
50-59:	57-7	100-10
40-49:	43-2	53-4
30-39:	2-0	5-0

THE LAST TIME...

SCORING

Scored 70-79 points
79 vs. UTC, 11/18/26 (L, 90-79)
Scored 80-89 points
86 at Wofford, 11-21-26 (L, 91-86)
Scored 90-99 points
93 vs. North Dakota, 11-7-26 (L, 93-90)
Scored 100+ points
103 at Gardner-Webb, 2-12-26 (W, 103-85)
Both Team Score 100 Points Or More
UNC Asheville, 2-26-14 (W, 107-100 in OT)
Held opponent to 40-49 points
Clinton College, 12-21-25 (W, 107-41)
Held opponent to 30-39 points
Lenoir-Rhyne, 11-20-12 (W, 59-35)
Held opponent to 20-29 points
at College of Charleston (29), 2-26-83 (L, 29-23)
Allowed 70-79 points
76 vs. Jackson St., 11-14-26 (L, 76-72)
Allowed 80-89 points
88 at Kennesaw St., 11-10-26 (L, 88-79)
Allowed 90-99 points
91 at Wofford, 11-21-26 (L, 91-86)
Allowed 100 points or more
103 vs. Queens, 11-2-26 (L, 103-98)
Scored 50 in a half
at Gardner-Webb, 2-12-26 (55-1st half)
Scored 60 in a half
vs. Queens, 11-2-26 (60-2nd half)
Scored 70 in a half
vs. Pfeiffer, 11-13-18 (73-1st half)
Allowed 50 in a half
vs. at Kennesaw St., 11/10/26 (56-2nd half)
Allowed 60 in a half
vs. Mercer, 12-21-24 (61-2nd half)
Held Opponent under 20 points in a half
at USC Upstate, 1-10-26 (19-1st half)
Held Big South Opponent under 20 points in a half
at USC Upstate, 1-10-26 (19-1st half)
Scored under 20 points in a half
vs. Presbyterian College, 2-21-24 (19-2nd half)
Won by 20-29 points
at USC Upstate, 1-10-26 (W, 71-50/+21)
Won by 30-39 points
Mercer, 11-15-25 (W, 105-69/+36)
Won by 40-49 points
vs. Bob Jones, 12-13-25 (W, 101-55/+46)
Won by 50+ points
vs. Clinton College, 12-21-25 (W, 107-41/+66)
Lost by 20-29 points
vs High Point, 2-15-25 (L, 88-66/-22)
Lost by 30-39 points
at #15 Texas Tech, 12-28-25 (L, 87-57)
Lost by 40-49 points
vs. Duke, 3-14-02 (L, 84-37/-47)
Lost by 50+ points
at Syracuse, 11-22-96 (L, 106-51/-55)
Had 3 players in double-figures
at Wofford, 11-21-26 (Fisher 31, Smith III 16, Sims 12)
Had 4 players in double-figures
vs. UTC, 11-18-26 (Sims 18, Smith III 12, Fisher 12, Singh Sarai 11)
Had 5 or more players in double-figures
vs. Clinton College, 12-21-25 (Berry 22, Duncomb 14, Kamarad 14, Hendawy 12, Clouet 11)
Had 6 or more players in double-figures
vs. Mercer, 11-15-25 (Rozier 20, Meo 18, Clouet 14, Berry 11, Kamarad 11, Hendawy 10)
Had 7 or more players in double-figures
vs. Toccoa Falls, 12-9-25 (Berry 13, Rozier 12, Clouet 12, Nnamoko 11, Kamarad 10, Hendawy 10, Hamilton 10)

3-POINT SHOOTING

Hit 10 or more threes
North Dakota, 11-7-26 (11)
Hit 15 or more threes
vs. Queens, 11-2-26, (16)
Allowed 10 or more threes
vs. Queens, 11-2-26 (10)
Allowed 15 or more threes
vs. UTC, 11-18-26 (17)
Did not hit a three-pointer in a game
vs. Presbyterian College, 2-14-12 (0-8)
Held opponent without a three-pointer
at Liberty, 1-22-15 (0-10)
Shot 60 percent from three (10 made min.)
vs. Charleston Southern, 1-27-16 (17-28/.607%)

MISCELLANEOUS

Played a ranked team
at #15 Texas Tech, 12-28-25 (Lost, 87-57)
Won in overtime
at LIU, 12-2-25 (W, 94-92 in OT)
Lost in overtime
at High Point, 2-28-24 (L, 100-96 in OT)
Won At The Buzzer
at LIU, 12-2-25 (W, 94-92 / Kody Clouet tip-in)
Lost At The Buzzer
at Fresno State, 11-10-19 (L, 77-74)
Played In Double-Overtime
vs. Charleston Southern, 2-23-19 (W, 80-78)
Played In Triple-Overtime
vs. Charleston Southern 1-15-25 (W, 102-97)
Played Overtime In Non-Conference Game
vs. Mercer, 11-13-21 (W, 88-85 in OT)
Played Overtime In Non-Conference Home Game
vs. Furman, 11-30-16 (W, 58-57/OT)
Played Overtime In Non-Conference Road Game
at Illinois, 11-21-16 (W, 84-80/OT)
Played In Back-To-Back Overtime Games:
1-3-24 vs. Longwood / 1-6-24 at USC Upstate
Won a game when trailing at the half
vs. (7) Charleston Southern, 3-6-26 (Trailed 40-37, Won 86-81)
Won a game when trailing at the half on the road
at Campbell, 1-14-23 (Trailed 38-33, Won 78-74)
Lost road game when leading at half
at Kennesaw St., 11/10/26 (Led 33-32, Lost 88-79)
Lost home game when leading at half
vs. Jackson St, 11-14-26 (Led 28-27, Lost 76-72)

FIELD GOAL SHOOTING

Shot 50-59 percent from field
vs. North Dakota, 11-7-26 (.516-Lost 93-90)
Shot 60 percent or better from field
vs. USC Upstate, 1-2-25 (.607-Won 95-76)
An opponent shot 50-59 percent from field
at Wofford, 11-21-26 (.577-Lost, 91-86)
An opponent shot 60 percent or better from field
Campbell, 2-22-23 (.600-Won 95-93 in OT)
Shot 50-59 percent from the field in a half
at Wofford, 11-21-26 (.517-2nd half)
Shot 60-69 percent from the field in a half
vs. High Point, 1-14-26 (.633-2nd half)
Shot 70 percent or better from the field in a half
vs. Brevard College, 11-8-23 (.704-2nd half)
Shot 50 percent or better in each half
vs. North Dakota, 11-7-26 (1st-.516/2nd. 515)

REBOUNDING

Pulled down 50 rebounds or more
vs. Jackson St., 11-14-26 (51)
Pulled down 60 rebounds or more
vs. Piedmont, 12-4-24 (63)
Allowed 50 or more rebounds
at George Mason, 11-7-25 (50)
Pulled down 60 rebounds or more
vs. Pfeiffer, 11-25-19 (61)
Had 40 or more defensive rebounds
vs. Clinton College, 12-21-25 (46)
Had 20 Offensive rebounds
vs. Jackson St., 11-14-26 (20)
Allowed opponent 20 Offensive rebounds
vs. LIU, 11-25-24 (20)
Outrebounded Opponent by 20+
vs. Jackson St., 11-14-26 (+21/51-30, L 76-72)
Outrebounded by 20+
at High Point, 1-25-25 (-20/47-27, L 84-62)

FREE THROW SHOOTING

Shot 100 percent from FT Line (10 made min.)
vs. Coastal Carolina, 2-18-16 (20-20)
Shot 50 percent or less from FT Line (15 FTA min.)
at Xavier, 12-16-23 (7-for-19/37%)
Attempted 30-39 Free Throws
vs. (1) High Point, 3-8-26 (31)
Attempted 40-49 free throws
vs. Jackson St., 11-14-26 (49)
Attempted 50 or more free throws
at High Point, 2-28-24 (50)

ASSISTS

Dished out 20 or more assists
vs. Queens, 11-2-26 (22)
Dished out 25-29 or more assists
vs. Clinton College, 12-21-25 (26)
Dished out 30 or more assists
vs Pfeiffer, 11-25-19 (31)

STEALS/BLOCKS

Had 15 Or More Steals
vs. Brevard, 11-8-23 (15)
No Steals in a game
vs. Villanova 3-19-21
Had 10 or More Blocks
vs. LIU, 11-26-24 (10)
No Blocks in a game
at Louisville, 11-22-24

TURNOVERS

Commit 5 or fewer turnovers in a game
at Presbyterian College, 1-24-26 (5)
Commit 20 or more turnovers in a game
vs. Georgia Southern, 11-16-24 (20)
Commit 30 or more turnovers in a game
No games since 1994-95 (no team game-by-game available prior)

WINTHROP PLAYER

Score 20-29 Points
11-14-26 vs. Jackson St. (Seifeldin Hendawy 26)
Score 30-39 Points
11-21-26 at Wofford (Keshawn Fisher, 31)
Score 40 Or More Points
2-9-17 at UNC Asheville (Keon Johnson, 40)
Had two players score 20 or more points same game
11-10-26 at Kennesaw St. (Keshawn Fisher 27, Seifeldin Hendawy 22)
Had three players score 20 or more points same game
2-8-25 at USC Upstate (Kelton Talford 22, Nick Johnson 21, Kasen Harrison 20)
Hit 10 Field Goals Or More
Keshawn Fisher, 11-21-26 (12-of-22)
Made 10 or more free throws
George Natsvlishvili, 11-14-26 (11-of-19)
Made 5 or more threes
Spence Sims, vs. North Dakota, 11-7-26 (7)
Had 20 or more rebounds
Xavier Cooks at Longwood, 2-15-17 (20)
Had 20 points, 20 rebounds same game
Xavier Cooks at Longwood, 2-15-17 (21 points, 20 rebounds)
Dish Out 10 Or More Assists
Chandler Vaudrin/Russell Jones Jr. vs. (8) High Point, 3-1-21
Record 5 Or More Steals
Keshawn Fisher (5, at Wofford, 11-21-26)
Have 5 Or More Blocks
Tai Hamilton vs. Tocca Falls, 12-9-25 (5)
Registered A Double-Double (Guard)
Kody Clouet (19 points, 11 rebounds vs. Presbyterian College, 2-28-26)
Registered A Double-Double (Forward/Center)
Seifeldin Hendawy (26 points, 16 rebounds vs. Jackson St., 11-14-26
Two Players Record Double-Double
Kelton Talford (17 points, 12 rebounds), Nick Johnson (10 points, 10 rebounds) at Presbyterian, 2-19-25
Registered A Triple-Double
Chandler Vaudrin (10 points, 12 rebounds, 10 assists vs. (8) High Point, 3-1-21)

EAGLE EYE VIEW OF THE TEAM

LAST 10 WINS

73-71, vs. (6) PC, 3-7-26
86-81, vs. (7) Charleston Southern, 3-6-26
68-64, vs. USC Upstate, 2-19-26
103-85, at Gardner-Webb, 2-12-26
79-74, vs. Longwood, 2-7-26
80-78, at Radford, 2-4-26
84-71, vs. UNC Asheville, 1-31-26
82-72, at Presbyterian, 1-24-26
76-75, vs. Radford, 1-21-26
69-67, at UNC Asheville, 1-17-26

Winthrop All-Time Record By Months

November	134-105 (.560)
December	143-153 (.483)
January	264-189 (.583)
February	240-154 (.610)
March	59-37 (.615)

LAST 10 LOSSES

91-86, at Wofford, 11-21-26
90-79, vs. UTC, 11-18-26
76-72, vs. Jackson St., 11-14-26
88-79, at Kennesaw St., 11-10-26
93-90, vs. North Dakota, 11-7-26
103-98, vs. Queens, 11-2-26
91-76, vs. (1) High Point, 3-8-26
86-84, at Charleston Southern, 2-26-26
89-78, at High Point, 2-21-26
82-70, at Longwood, 12-31-25

Record By Days Of The Week Since 2012-13

Year	Monday	Tuesday	Wednesday	Thursday	Friday	Saturday	Sunday	Overall
12-13	0-0	3-3	4-5	0-1	0-0	6-8	1-0	14-17
13-14	0-0	2-1	7-5	1-0	1-0	8-5	1-2	20-13
14-15	3-1	1-0	5-3	2-2	1-1	6-5	1-1	19-13
15-16	2-0	3-2	3-2	3-2	2-1	9-1	1-1	23-9
16-17	1-0	3-0	5-0	6-2	1-1	9-3	1-1	26-7
17-18	1-0	1-4	3-1	3-2	1-3	7-2	3-0	19-12
18-19	1-0	1-3	2-2	5-3	0-0	8-4	1-0	18-12
19-20	3-1	1-0	1-1	9-3	1-1	8-3	1-1	24-10
20-21	2-0	3-0	2-0	7-0	3-1	3-0	3-0	23-1
21-22	1-2	2-2	4-1	4-0	2-0	10-3	0-1	23-9
22-23	0-1	2-2	7-4	0-1	0-1	6-8	0-0	15-17
23-24	0-1	2-1	5-2	1-1	2-3	5-7	2-0	17-15
24-25	2-1	1-1	6-1	3-0	2-1	8-5	1-2	23-11
25-26	1-0	2-3	4-1	2-2	2-0	11-2	2-2	23-11
26-27	0-1	0-1	0-1	0-0	0-0	0-3	0-0	0-6
Totals	17-8	27-23	59-29	45-19	18-13	104-59	20-11	286-164

Double Digit Deficits In A Win (Since 2012-13)
(most recent in Bold/Italic)

20	1-3-26 vs. Gardner-Webb	W	88-77
19	2-1-23 vs. Longwood	W	76-74
15	1-13-24 vs. Radford	W	92-88 (3OT)
15	12-31-22 vs. UNC Asheville	W	62-60
15	11-13-21 vs. Mercer	W	88-85 OT
15	3-8-20 vs. (5) Hampton	W	76-68
15	1-25-14 vs. VMI	W	58-57
15	1-5-19 at UNCA	W	80-65
14	2-13-19 vs. PC	W	93-85
14	12-20-16 vs. Georgia Southern	W	86-84
13	11-15-24 vs. William & Mary	W	86-85
13	1-24-15 vs. Campbell	W	71-63
12	12-5-23 vs. Queens	W	88-82
12	1-16-20 at Hampton	W	116-95
12	11-28-18 at Tennessee Tech	W	82-70
12	12-29-18 vs. Prairie View	W	76-62
12	11-21-16 at Illinois	W	84-80 OT
12	3-5-14 vs. Liberty	W	77-65
12	11-9-13 vs. Roanoke College	W	93-74
11	3-6-26 vs. (7) Charleston Southern	W	86-81
11	1-3-24 vs. Longwood	W	68-60 OT
11	1-14-23 at Campbell	W	78-74
11	2-5-22 at Hampton	W	69-57
11	1-26-22 at USC Upstate	W	95-91 OT
11	1-20-22 at Presbyterian	W	60-58
11	12-21-19 vs. Elon	W	85-80
11	1-24-18 at Longwood	W	95-78
11	1-19-17 vs. UNCA	W	76-73
11	2-26-14 vs. UNCA	W	107-100 OT
10	1-22-22 vs Gardner-Webb	W	64-62
10	2-18-21 at High Point	W	76-70
10	12-16-17 at Alabama State	W	88-80
10	1-12-18 at Charleston Southern	W	64-53
10	12-17-16 at Hampton	W	86-79
10	12-29-16 at Charleston Southern	W	84-68
10	1-24-16 at Longwood	W	82-68

Double Digit Leads In A Loss (Since 2012-13)

23	1-6-16 at UNCA	L	85-84
18	1-20-24 at Gardner-Webb	L	79-74
17	1-27-24 vs. High Point	L	83-81
18	1-26-19 at PC	L	99-91
17	1-10-15 at Gardner-Webb	L	65-64
16	2-11-15 at High Point	L	73-72
15	3-9-25 vs. (1) High Point	L	81-69
15	12-7-19 vs. Coastal Carolina	L	92-88
14	11-7-26 vs. North Dakota	L	93-90
14	11-14-17 at Colorado State	L	80-76
14	1-28-17 vs. High Point	L	83-80 OT
12	11-11-23 vs. Drexel	L	74-72
12	1-7-23 at Longwood	L	85-71
12	12-15-21 at Elon	L	63-61
12	1-17-15 vs. Radford	L	85-77
12	2-1-14 at High Point	L	65-64
12	2-19-13 at Gardner--Webb	L	65-52
11	11-10-26 at Kennesaw St.	L	88-79
11	12-18-25 at North Dakota	L	90-88
11	2-6-13 at UNC Asheville	L	69-56
10	1-18-24 vs. UNC Asheville	L	82-77
10	2-21-19 at Radford	L	87-81
10	1-26-14 at Radford	L	58-57

MISC. STATS

Three-Point Shooting Season	Games	FGM	FGA	3pt %	Per Game	Per Game Big South Ranking	Per Game National Ranking	Total 3's Made Program Ranking
2012-13	31	180	571	.315	5.81	6th	209th	18th
2013-14	33	272	686	.397	8.24	4th	24th	5th
2014-15	32	251	700	.359	7.84	5th	42nd	6th
2015-16	32	285	786	.371	8.91	2nd	32nd	3rd
2016-17	33	313	839	.373	9.48	1st	24th	1st
2017-18	31	296	792	.374	9.55	1st	32nd	2nd
2018-19	30	372	997	.373	12.40	1st	1st	1st
2019-20	34	322	931	.346	9.47	1st	21st	2nd
2020-21	25	210	597	.352	8.40	2nd	67th	15th
2021-22	32	276	734	.371	8.63	1st	22nd	T5th
2022-23	31	278	738	.377	8.97	1st	34th	6th
2023-24	32	238	697	.341	7.44	5th	164th	10th
2024-25	34	275	804	.342	8.08	2nd	137th	9th
2025-26	*34*	*320*	*944*	*.339*	*9.40*	*T-3rd*	*62nd*	*5th*
2026-27	*6*	*56*	*159*	*.352*	*9.33*	*3rd*	*103rd*	*-*
Totals	445	3,924	10,886	.360	8.82	-	-	-

MOST 3PT FIELD GOALS IN A GAME

24	12/16/18	Hiwassee	Won
19	11/18/17	Central Penn	Won
18	2/12/26	at Gardner-Webb	Won
17	2/9/19	Hampton	Won
17	1/4/17	at High Point	Won
17	1/27/16	Charleston Southern	Won
17	11/10/06	North Greenville	Won
17	2/26/00	UNC Asheville	Won
16	11/2/26	vs. Queens	Lost
16	11/22/21	at Washington State	Lost
16	12/20/20	at USC Upstate	Won
16	3/5/20	vs. USC Upstate	Won
16	2/29/20	High Point	Won
16	12/2/20	Longwood	Won
16	11/24/18	Warren Wilson	Won
16	2/25/17	at PC	Won
16	2/11/16	Longwood	Won
15	12/9/25	Toccoa Falls	Won
15	11/18/25	at #21 Arkansas	Lost
15	12/17/19	SIU-Edwardsville	Won
15	1/24/19	Gardner-Webb	Won
15	12/22/18	at Southern Illinois	Won
15	11/28/18	at Tennessee Tech	Won
15	11/13/18	Pfeiffer	Won
15	11/21/17	Mars Hill	Won
15	11/14/17	at Colorado State	Lost
15	1/11/14	Charleston Southern	Won
15	2/16/07	at Missouri State	Won
15	12/4/06	at Wisconsin	Lost
15	1/15/96	Coastal Carolina	Won

Most Games With 10+ Three-Point FG Single-Season

2018-19 22
2025-26 17
2016-17 17
2022-23 14
2021-22 14
2017-18 14
2015-16 14
2019-20 12
2024-25 11
2013-14 10
2020-21 9
2006-07 8
2005-06 8
2004-05 8
2023-24 7
2014-15 7
2026-27 2



2026-27 STARTERS BY GAME

DATE	OPPONENT	G	G	G/F	F	F/C
11/2	vs. Queens	Smith III	Sims	Fisher	Hendawy	Natsvlishvili
11/7	North Dakota	Smith III	Sims	Fisher	Hendawy	Natsvlishvili
11/10	at Kennesaw St.	Smith III	Sims	Fisher	Hendawy	Natsvlishvili
11/14	Jackson St.	Smith III	Sims	Fisher	Hendawy	Natsvlishvili
11/18	UTC	Smith III	Sims	Morgan	Hendawy	Hamilton
11/21	at Wofford	Smith III	Sims	Fisher	Hendawy	Singh Sarai

2026-27 SPECIALTY STATS

DATE/OPPONENT		IN PAINT (WU/OPP)	OFF-TO (WU/OPP)	2ND CHANCE (WU/OPP)	FAST BREAK (WU/OPP)	BENCH	TIES/LEAD	LARGEST LEAD	BIGGEST DEFICIT
11/2	vs. Queens	40/50	13/17	10/14	12/29	18/33	1/0	none	18
11/7	North Dakota	42/50	17/26	10/21	18/15	23/37	6/4	14	8
11/10	at Kennesaw St.	32/40	8/14	2/21	7/7	11/45	4/5	11	11
11/14	Jackson St.	20/26	13/15	23/9	16/21	7/30	11/10	7	9
11/18	UTC	32/22	14/18	7/14	7/20	35/14	0/0	none	23
11/21	at Wofford	40/46	24/25	9/11	20/20	18/25	3/2	7	15
Totals		**206/234**	**89/115**	**61/90**	**80/112**	**112/184**	**25/21**	**Largest - 14**	**Biggest - 18**
Averages		**34.3/39.0**	**14.8/19.2**	**10.2/15.0**	**13.3/18.7**	**18.7/30.7**			

MARK PROSSER

Mark Prosser is in his sixth season at the helm of the men's basketball program.

Prosser became the 7th head coach in Winthrop men's basketball history when he was introduced Apr. 2,, 2021.

On Nov. 15, Prosser earned his 100th career win as the Eagles defeated William & Mary 86-85 on a buzzer beater.

Last season he guided the Eagles to their third 23-win season during his tenure and a second straight season. The team also advanced to the Big South Championship game for the third time under prosser.

The 2024-25 team broke the program record for points per game (84.7), total points (2,879), free throws made (648) and free throws attempted (970). Winthrop also led all of NCAA D1 in free throws made and attempted per game.

Last season (2025-26) the Eagles posted the second-best scoring average in program history (83.6) as well as finishing second in the nation in free throws made and free throws attempted. 8

In 2023-24 the Eagles battled their way through injuries that led to 11 different starting lineups, finishing the season 17-15.

The team was one of the most aggressive teams in the nation and it showed with the second-most free throw attempts in program history (856). The Eagles also converted the second-most free throws made in a single-season at 601.

Winthrop finished first in the nation in free throw attempts per game at 26.8.

For the second time in three seasons the Eagles had nine non-conference victories, which included an 85-68 victory at Little Rock and 90-87 win at Coastal Carolina.

The Eagles battled through a injury-riddled 2022-23 and finished the season 15-17 overall and 10-8 in the Big South.

In his first season with the Eagles he guided them to the Big South Conference Championship game and a 23-win season.

The 23 wins were the most by any coach in program history in their first season. It was the third time a first-year head coach won 20 or more games.
He joined Gregg Marshall as the only coaches in program history to begin conference play 5-0 in their first season.

On Nov. 27, 2021 he led the Eagles to the program's first ever win over a PAC-12 opponent with an 82-74 victory at Washington.

The Eagles posted a 13-0 home record, just the third time in program history a team finished with a perfect record at home.

Prosser has spent the previous three seasons as the head coach of the Western Carolina men's basketball program and is no stranger to Winthrop. In April of 2012, Prosser was hired as an assistant coach under Pat Kelsey and then served as Associate Head Coach from August of 2013 until his departure to Western Carolina in the spring of 2018.
Before departing for Western Carolina, Prosser played a role in helping bring the Winthrop men's basketball program back to the top of the Big South Conference, which was achieved when the Eagles captured the 2017 Big South Conference Championship and returned to the NCAA Tournament.

"My family and I could not be more excited to come home to Winthrop University and the Rock Hill community," said Prosser. "We'd like to thank Dr. Halpin, Dr. Hynd, the Board of Trustees and the entire Winthrop community for entrusting us with one of the most prestigious college basketball programs in the country."

In just his second season at the helm of the Catamounts program, Prosser led the team to a 12-win improvement to finish the season at 19-12. It was the second-most improved mark across NCAA Division I men's basketball. That season the team reached the Southern Conference semifinals before falling to eventual champion ETSU. That season Prosser's achievement was recognized by College Insider as he was honored as the Skip Prosser 'Man of the Year' award, which is named after his father.

Winthrop has been one of the top three-point shooting teams in the Big South Conference and nationally over the last 5-6 years and Prosser's teams in three seasons averaged 9.15 threes per game, which included a program record for a single-season with 302 in 2019-20. In 2018-19 the team set the program record for threes in a single-season, which now sits as the second-most.

Prosser began his coaching career as an assistant coach with Wofford College in Mike Young's first season (2002-03). During that season the Terriers posted a 14-15 mark, which included a 79-77 victory at Virginia Tech. In the Southern Conference, Wofford posted an 8-8 record and advanced to the quarterfinals of the conference tournament.
Following his year at Wofford, Prosser headed to Bucknell as an assistant from 2003-08 under Pat Flannery.

It was at Bucknell that Prosser experienced the most post-season success as the Bison scored two NCAA Tournament upset victories during his tenure. In 2005, the 14th-seeded Bison upset No. 3 Kansas in the first round, earning the award for "Best Upset" at the 2005 ESPY Awards, and finished the year ranked 25th overall nationally with a 23-10 record. The following season, No. 9 seed Bucknell defeated No. 8 Arkansas in March Madness.

In 2005-06, the Bison went undefeated in Patriot League play, the first team to do so in conference history. The team was ranked in the top 25 for the first time in school history and featured Patriot League Player of the Year Charles Lee. For the NCAA Tournament, the Bison were seeded 9th and defeated Arkansas in the first round. In the second round they were defeated by Memphis to end the season at 27-5, the best record in school history.
While at Bucknell, Prosser signed 2008 Patriot League All-Freshman team selection Todd O'Brien and was involved in the player development of Charles Lee, who went on to sign a professional contract with the NBA's San Antonio Spurs. Lee was a three-time All-Patriot League selection and the 2006 Patriot League Player of the Year.

In the summer of 2008, Prosser returned to the sidelines at Southern Conference-member Wofford. During his first season back in Spartanburg in 2008, the Terriers set a school record with 12SoCon wins. In addition, the team posted its first winning overall record since moving to the NCAA Division I level. The following year, Prosser helped Wofford reach a school-record 26 wins along with the Southern Conference Championship and a trip to the NCAA Tournament.

All told, with Prosser on the bench in Spartanburg, the Terriers posted a 63-36 (.636) overall record, highlighted by back-to-back SoCon regular season and tournament championships, and consecutive appearances in the NCAA Tournament. He helped Wofford to a then school-record 26 victories in 2009-10 with a second 20-win season in 2010-11 with a squad that led the SoCon in assists and was also first in assist/turnover margin. Wofford also was eighth in the nation in 3-point percentage and 12th in overall field goal percentage.

Prosser was instrumental in the development of three-time first-team All-SoCon selection Noah Dahlman, a post player who scored more than 2,000 career points and was twice dubbed SoCon Tournament MVP.

A native of Wheeling, W.Va., Prosser played collegiately at Marist College in Poughkeepsie, N.Y., before a knee injury ended his career prematurely. He began his coaching career as a student assistant coach at Marist until his graduation in 2002, helping the Red Foxes to a share of the Metro-Atlantic Athletic Conference (MAAC) regular season title in 2001-02.

Prosser and his wife Emily are the parents of two -- a daughter, Ava Grayce and a son, Declan.



Career Record

Winthrop: 101-69

Career: 143-145

Big South: 56-26

Coaching Experience

1999-2002
Marist
Student Assistant

2002-03
Wofford College
Assistant Coach

2003-08
Bucknell
Assistant Coach

2008-11
Wofford College
Assistant Coach

2011-12
Brevard College
Head Coach

2012-2013
Winthrop
Assistant Coach

2013-18
Winthrop
Associate Head Coach

2018-21
Western Carolina
Head Coach

2021-present
Winthrop
Head Coach

Playing Experience

1998-99
Marist

MARK PROSSER ERA



Prosser Facts

- Hired as the 7th head coach in Winthrop men's basketball history on Apr. 2, 2021
- Earned his first win at Winthrop on Nov. 9, 2021 with a 110-78 victory over Mary Baldwin as all seven head coaches in program history won in their debut
- Became the 3rd Winthrop coach in program history to win 20 games in first season
- The 2021-22 and 2024-25 each earned 23 wins, tying for the 5th most in a single-season in program histor
- First Winthrop coach to 14 league wins in first season and one of only two to do so in league history (Terry Truax of Towson - 14 in 1992-93)
- Prosser and Gregg Marshall are also the only coaches to start Big South career 5-0
- Became the 5th fastest to 75 wins in Big South history
- Tied for 4th most wins in first two years as a head coach In the Big South (38 wins)
- Joined Dan Kenney and Marshall as the only Winthrop coach to get a win in their first Big South Conference regular season contest
- Led Eagles to first ever win over PAC 12 opponent with an 82-74 win at Washington on Nov. 27, 2021
- The win at Washington was the first over a Power 4/5 team in his career
- Has been on staff for 10 conference championship title games and five NCAA Tournament appearances
- Between being the head coach and an assistant coach he's represented Winthrop in 359 games on the bench
- Moved into 4th on the all-time wins list at Winthrop, passing Randy Peele (77) during the 2025 Big South Tournament
- 2024-25 team set program record for free throws attempted, free throws made and scoring average for a single-season
- Became the 19th coach in Big South history to reach 100 wins and 2nd ever to do so in first five seasons

Winthrop 1st Year Head Coaching Records

Mark Prosser	23-9
Nield Gordon	22-9
Gregg Marshall	21-8 (29 game season)
Randy Peele	20-11
Pat Kelsey	14-17
Dan Kenney	14-16
Steve Vacendak	8-20 (28 game season)

PROSSER TRENDS

	WIN	Career
Lead at the half:	80-19	111-32
Trail at the half:	18-48	27-109
Tied at the half:	3-2	5-4
Double-Figure leads at the half:	36-3	48-4
Double-Figure deficit at the half:	4-18	7-50
Score 100+:	17-0	22-0
Score 90+:	30-4	45-5
Score 80+:	65-18	89-28
Score 70+:	85-33	126-60
Score 60+:	94-57	136-120
Score less than 60:	1-12	1-34
Allow 100+:	0-2	0-5
Allow 90+:	8-12	12-28
Allow 80+:	21-37	34-78
Allow 70+:	53-60	80-121
Allow 60+:	77-65	112-139
Allow less than 60 points:	22-1	29-3
Shoot 50% or better:	54-8	77-18
Shoot 40% or better:	89-36	123-84
Shoot 70% or better at FT Line:	58-34	82-69
Shoot 80% or better at FT Line:	28-11	40-21
Higher field goal percentage:	82-13	116-27
Lower field goal percentage:	18-56	26-117
Same field goal percentage:	0-1	0-2
Outrebound opponent:	66-15	98-44
Outrebound opponent 10+:	31-5	44-10
Outrebounded by opponent:	32-53	38-94
Rebounds are even:	2-1	5-7
More free throw attempts:	85-35	108-70
Fewer free throw attempts:	12-31	29-78
Free throw attempts are even:	3-2	5-6
Make 7+ 3's:	76-39	111-88
Make 10+ 3's:	48-17	74-34
Day games:	40-26	66-58
Night games:	60-40	75-84
Morning games:	1-1	2-1
Games on Monday:	5-5	7-10
Games on Tuesday:	9-10	11-15
Games on Wednesday:	25-10	32-35
Games on Thursday:	10-4	13-10
Games on Friday:	7-6	8-13
Games on Saturday:	40-27	64-56
Games on Sunday:	5-4	7-5

Games Decided By:	
1 point:	6-4
2 points:	14-11
5 points or less:	41-36
6-9 points:	30-31
Double-figures:	69-73

PROSSER ALL-TIME RECORD vs. OPPONENTS

Team	Games	Overall	Home	Road	Neutral	BSC Tourney	PF	PA
Anderson (S.C.)	2	1-1	0-1	1-0	0-0	0-0	145	140
Arkansas	1	0-1	0-0	0-1	0-0	0-0	83	84
Auburn	1	0-1	0-0	0-1	0-0	0-0	65	89
Averett	1	1-0	1-0	0-0	0-0	0-0	99	56
Barton	1	0-1	0-0	0-0	0-1	0-0	55	89
Belmont Abbey	1	0-1	0-1	0-0	0-0	0-0	80	90
Brevard	1	1-0	1-0	0-0	0-0	0-0	98	44
Bryan	1	1-0	1-0	0-0	0-0	0-0	70	64
Bob Jones	3	3-0	3-0	0-0	0-0	0-0	294	159
Bowling Green	1	0-1	0-0	0-1	0-0	0-0	52	73
Campbell	3	3-0	2-0	1-0	0-0	0-0	247	239
Carson-Newman	2	0-2	0-1	0-1	0-0	0-0	108	153
Carver College	1	1-0	0-0	0-0	1-0	0-0	83	52
Catawba College	2	0-2	0-1	0-1	0-0	0-0	106	135
Charleston Sou.	11	10-1	5-0	4-1	1-0	1-0	894	793
Chattanooga	7	3-4	1-3	2-1	0-0	0-0	545	560
Citadel	7	5-2	3-0	2-1	0-1	0-0	604	579
Clemson	1	0-1	0-0	0-1	0-0	0-0	56	78
Clinton College	1	1-0	1-0	0-0	0-0	0-0	107	41
Coastal Carolina	6	2-4	1-2	1-2	0-0	0-0	481	496
College of Charleston	2	1-1	0-1	1-0	0-0	0-0	150	147
Converse	1	1-0	1-0	0-0	0-0	0-0	78	40
Drexel	1	0-1	0-0	0-0	0-0	0-0	72	74
Duquesne	1	0-1	0-0	0-1	0-0	0-0	57	74
Eastern Michigan	1	1-0	0-0	0-0	1-0	0-0	101	87
Elon	2	1-1	1-0	0-1	0-0	0-0	139	133
ETSU	7	0-7	0-3	0-3	0-1	0-0	477	567
Florida State	3	0-2	0-0	0-3	0-0	0-0	199	228
Furman	8	1-7	1-3	0-4	0-0	0-0	576	644
Gardner-Webb	12	8-4	4-2	3-2	1-0	1-0	947	887
George Mason	1	0-1	0-0	0-1	0-0	0-0	90	96
Georgia	2	0-2	0-0	0-2	0-0	0-0	141	169
Georgia Southern	1	0-1	0-0	0-0	0-0	0-0	87	89
Hampton	1	0-0	1-0	0-0	0-0	0-0	69	57
Hartford	1	1-0	1-0	0-0	0-0	0-0	82	75
High Point	12	3-9	2-2	0-5	1-2	1-2	900	958
Hiwassee	1	1-0	1-0	0-0	0-0	0-0	94	55
Holy Cross	1	1-0	1-0	0-0	0-0	0-0	89	51
Indiana	1	0-0	0-1	0-0	0-0	0-0	68	77
IUPUI	1	1-0	1-0	0-0	0-0	0-0	74	61
Iowa	1	0-1	0-0	0-1	0-0	0-0	60	78
Jackson State	2	1-1	0-1	1-0	0-0	0-0	152	138
Jacksonville	2	2-0	1-0	1-0	0-0	0-0	173	159
Jacksonville State	1	0-1	0-0	0-0	0-1	0-0	53	84
Kennesaw St.	1	0-1	0-0	0-1	0-0	0-0	79	88
Lees-McRae	1	1-0	1-0	0-0	0-0	0-0	71	55
Lenoir-Rhyne	2	1-1	1-0	0-1	0-0	0-0	133	130
Little Rock	2	2-0	0-0	2-0	0-0	0-0	167	135
Lincoln Memorial	2	0-2	0-1	0-1	0-0	0-0	101	153
LIU	2	2-0	1-0	1-0	0-0	0-0	181	157
Longwood	12	6-6	4-0	1-4	1-2	1-1	915	913
Louisville	1	0-1	0-0	0-1	0-0	0-0	61	76
LSU	1	0-1	0-0	0-1	0-0	0-0	81	89
Mars Hill	2	2-0	1-0	1-0	0-0	0-0	169	156
Mary Baldwin	1	1-0	1-0	0-0	0-0	0-0	110	78
Mercer	11	6-5	5-1	0-4	1-0	0-0	897	837
Middle Tennessee	2	1-1	1-0	0-1	0-0	0-0	141	144
Mississippi State	1	0-1	0-0	0-0	0-1	0-0	63	84
Montevallo	1	0-1	0-1	0-0	0-1	0-0	40	83
Mount Olive	1	0-1	0-0	0-1	0-0	0-0	78	100
Nebraska	1	0-0	0-1	0-0	0-0	0-0	73	80
Newberry	3	1-2	1-1	0-1	0-0	0-0	239	261
North Carolina A&T	3	3-0	2-0	1-0	0-0	0-0	258	216
North Carolina Central	1	1-0	0-0	0-0	0-0	0-0	77	75
North Carolina State	1	0-1	0-0	0-1	0-0	0-0	67	100
North Dakota	2	0-2	0-1	0-1	0-0	0-0	178	183
North Georgia	1	0-1	0-0	0-1	0-0	0-0	66	75
North Greenville	1	0-1	0-0	0-1	0-0	0-0	61	68
Penn St.	1	0-1	0-0	0-1	0-0	0-0	68	93
Piedmont	4	4-0	4-0	0-0	0-0	0-0	407	226
Presbyterian	11	10-1	4-1	5-0	1-0	1-0	805	752
Queens	4	3-1	1-0	1-0	1-1	0-0	353	334
Radford	10	6-4	4-1	2-2	0-1	0-1	723	732
Samford	5	3-2	2-0	1-2	0-0	0-0	422	391
SMU	1	0-1	0-0	0-1	0-0	0-0	65	98
South Carolina	1	0-1	0-0	0-1	0-0	0-0	62	72
South Carolina St.	2	2-0	2-0	0-0	0-0	0-0	182	146
Southern Miss	2	0-2	0-0	0-0	0-2	0-0	115	145
Stetson	1	1-0	0-0	1-0	0-0	0-0	70	64
Tennessee Tech	2	2-0	1-0	1-0	0-0	0-0	165	151
Texas Tech	1	0-1	0-0	0-1	0-0	0-0	57	87
Toccoa Falls	3	3-0	3-0	0-0	0-0	0-0	323	176
Troy	1	0-1	0-0	0-0	0-1	0-0	64	66
Tusculum	2	0-2	0-1	0-1	0-0	0-0	113	140
UNC Asheville	15	10-5	5-1	4-4	0-0	1-0	1,127	1,162
UNC Greensboro	6	1-5	0-3	1-2	0-0	0-0	393	465
UNC Wilmington	1	1-0	0-0	0-0	1-0	0-0	98	76
USC Upstate	10	8-2	4-1	4-1	0-0	0-0	864	737
Vanderbilt	1	0-1	0-0	0-1	0-0	0-0	63	77
VCU	1	0-1	0-0	0-1	0-0	0-0	68	93
VMI	7	2-5	1-2	1-2	0-1	0-0	547	575
Virginia Tech	1	0-1	0-0	0-1	0-0	0-0	52	58
Wake Forest	1	0-1	0-0	0-1	0-0	0-0	64	71
Washington	1	1-0	0-0	1-0	0-0	0-0	82	74
Washington State	1	0-1	0-0	0-1	0-0	0-0	86	92
William & Mary	1	1-0	1-0	0-0	0-0	0-0	86	85
Wingate	2	0-2	0-1	0-1	0-0	0-0	110	147
Wofford	7	2-5	1-2	1-3	0-0	0-0	491	565
Wright State	1	0-1	0-0	0-1	0-0	0-0	73	96
Xavier	2	0-2	0-0	0-2	0-0	0-0	120	149
Young Harris	2	0-2	0-1	0-1	0-0	0-0	140	171
TOTALS	***288***	***143-145***	***84-41***	***45-87***	***11-14***	***6-4***	***22,081***	***20,897***

WINTHROP'S ALL-TIME 30/40-POINT GAMES

40-POINT GAMES

Melvin Branham (Jr.)	45	Jan. 10, 1994 at Charleston Southern
David McMahan	42	Jan. 15, 1996 vs. Coastal Carolina
Keon Johnson	40	Feb. 9, 2017 at UNC Asheville
Michael Jenkins	40	Nov. 10, 2006 vs. North Greenville
Fred McKinnon	40	Nov. 29, 1985 vs. Morris College

30-POINT GAMES

Keon Johnson	39	Feb. 4, 2017 vs. Campbell
Mike Gaither	39	Nov. 18, 1982 vs. Coker College (Clover, SC)
Logan Duncomb	38	Jan. 24, 2026 at Presbyterian College
Keon Johnson	38	Nov. 21, 2016 at Illinois
Jimmy Gavin	38	Nov. 27, 2015 at North Carolina State (Raleigh, NC)
Greg Lewis	38	Dec. 21, 1999 vs. UNC Greensboro
Keon Johnson	37	Dec. 31, 2016 vs. Radford
Robbie Waldrop	37	Feb. 12, 1998 at Charleston Southern
Xavier Cooks	36	Feb. 15, 2018 at Gardner-Webb
Keon Johnson	36	Jan. 27, 2016 vs. Charleston Southern
Fred McKinnon	36	Feb. 2, 1985 at Livingstone College
Charles Brunson	36	Nov. 25, 1980 at Voorhees
Sin'Cere McMahon	35	Feb. 8, 2023 at UNC Asheville
Nych Smith	35	Jan. 26, 2019 at Presbyterian College
Fred McKinnon	35	Jan. 16, 1986 vs. Central Wesleyan College
Charles Brunson	35	Feb. 4, 1982 vs. Erskine
Charles Brunson	35	Dec. 10, 1980 at Belmont Abbey
David McMahan	34	Dec. 30, 1995 at Georgia State
Charles Brunson	34	Nov. 22, 1980 at Morris College
Charles Brunson	34	Nov. 19, 1980 vs. Allen University
Kareem Rozier	33	Feb. 12, 2026 at Gardner-Webb
Patrick Good	33	Nov. 22, 2021 at Washington State
Andre Jones	33	Dec. 27, 2011 at Georgia
Michael Jenkins	33	Mar. 6, 2008 vs. UNC Asheville (Big South Tourney Championship game)
Greg Lewis	33	Feb. 18, 2002 vs. Coastal Carolina
George Henson	33	Feb. 10, 1990 at Campbell
Shaun Wise	33	Dec. 28, 1989 at US International
Charles Brunson	33	Jan. 11, 1981 at Webber College
Keshawn Fisher	32	Nov. 2, 2026 vs. Queens
Josh Ferguson	32	Dec. 7, 2019 vs. Coastal Carolina
Keon Johnson	32	Feb. 13, 2016 at Radford
Keon Johnson	32	Dec. 31, 2015 vs. Campbell
Keon Johnson	32	Nov. 24, 2015 at USC Upstate
Torrell Martin	32	Feb. 24, 2007 at Coastal Carolina
Torrell Martin	32	Feb. 20, 2006 at Liberty
Melvin Branham (Jr.)	32	Jan. 27, 1994 at Towson State
Mark Hailey (Sr.)	32	Feb. 20, 1993 vs. Radford
Eddie Gay (Sr.)	32	Dec. 13, 1992 vs. The Citadel
Charles Brunson	32	Jan. 16, 1982 at USC-Aiken
Charles Brunson	32	Jan. 15, 1981 at USC-Spartanburg
Keshawn Fisher	31	Nov. 21, 2026 at Wofford
Logan Duncomb	31	Dec. 31, 2025 at Longwood
Patrick Good	31	Jan. 20, 2022 at Presbyterian College
Keon Johnson	31	Mar. 3, 2017 vs. #4 Gardner-Webb
Keon Johnson	31	Mar. 2, 2017 vs. #8 Charleston Southern
Keon Johnson	31	Jan. 28, 2017 vs. High Point
Jimmy Gavin	31	Mar. 6, 2016 vs. UNC Asheville (Buies Creek, NC-Big South Tourney Championship game)
Jimmy Gavin	31	Feb. 27, 2016 at Campbell
Torrell Martin	31	Dec. 4, 2006 at #12 Wisconsin
Ted Houpt	31	Feb. 12, 1987 at Howard University
Fred McKinnon	31	Nov. 22, 1985 vs. Wingate
Charles Brunson	31	Feb. 8, 1982 vs. Presbyterian College
Donnie Creamer	31	Dec. 9, 1978 at Erskine
K.J. Doucet	30	Mar. 1, 2025 vs. UNC Asheville
Patrick Good	30	Feb. 19, 2022 at UNC Asheville
D.J. Burns Jr.	30	Nov. 9, 2021 vs. Mary Baldwin
Xavier Cooks	30	Dec. 5, 2017 at Georgia
Keon Johnson	30	Dec. 19, 2015 at Georgia Southern
Keon Moore	30	Jan. 3, 2015 vs. High Point
Tyson Waterman	30	Feb. 12, 1999 vs. Charleston Southern
Ronnie Creamer	30	Jan. 15, 1979 at Francis Marion
LaShawn Coulter	30	Jan. 21, 1995 at UNC Asheville
Mark Hailey (Jr.)	30	Nov. 23, 1991 vs. Averett College
Greg Washington	30	Dec. 15, 1988 vs. East Carolina
Fred McKinnon	30	Feb. 10, 1985 vs. Armstrong State
Ronnie Creamer	30	Nov. 18, 1978 vs. Catawba

Indv./Team Most Points Single-Game

Top 10 Individual Scoring Performances Home/Away

Home

42	David McMahan	(vs. Coastal Carolina, 1-15-96)
40	Michael Jenkins	(vs. North Greenville, 11-10-06)
	Fred McKinnon	(vs. Morris College, 11-29-85)
39	Keon Johnson	(vs. Campbell, 2-4-17)
38	Greg Lewis	(vs. UNC Greensboro, 12-21-99)
37	Keon Johnson	(vs. Radford, 12-31-16)
36	Keon Johnson	(vs. Charleston Southern, 1-27-16)
35	Fred McKinnon	(vs. Central Wesleyan College, 1-16-86)
	Charles Brunson	(vs. Erskine College, 2-4-82)

Away

45	Melvin Branham Jr.	(at Charleston Southern, 1-10-94)
40	Keon Johnson	(at UNC Asheville, 2-9-17)
38	Logan Duncomb	(at Presbyterian College, 1-24-26)
	Keon Johnson	(at Illinois, 11-21-16)
	Jimmy Gavin	(at N.C. State, 11-27-15)
37	Robbie Waldrop	(at Charleston Southern, 2-12-98)
36	Xavier Cooks	(at Gardner-Webb, 2-15-18)
	Fred McKinnon	(at Livingstone College, 2-2-85)
	Charles Brunson	(at Voorhees, 11-25-80)
35	Sin'Cere McMahon	(at UNC Asheville, 2-8-23)
	Nych Smith	(at Presbyterian College, 1-26-19)
	Charles Brunson	(at Belmont Abbey, 12-10-80)
34	Charles Brunson	(at Mooris College, 11-22-80)
33	Kareem Rozier	(at Gardner-Webb, 2-12-26)
	Patrick Good	(at Washington State, 11-22-21)
	Andre Jones	(at Georgia, 12-27-11)
	Michael Jenkins	(at UNC Asheville, 3-6-08)
	George Henson	(at Campbell, 2-10-90)
	Shaun Wise	(at U.S. International, 12-28-89)
	Charles Brunson	(at Webber College, 1-11-81)

Top 5 Individual Scoring Performances vs. Big South Opponents

All Games

45	Melvin Branham Jr.	(at Charlerston Southern, 1-10-94)
42	David McMahan	(vs. Coastal Carolina, 1-15-96)
40	Keon Johnson	(at UNC Asheville, 2-9-17)
39	Keon Johnson	(vs. Campbell, 2-4-17)
38	Logan Duncomb	(at Presbyterian College, 1-24-26)
37	Keon Johnson	(vs. Radford, 12-31-16)

Home

42	David McMahan	(vs. Coastal Carolina, 1-15-96)
39	Keon Johnson	(vs. Campbell, 2-4-17)
37	Keon Johnson	(vs. Radford, 12-31-16)
36	Keon Johnson	(vs. Charleston Southern, 1-27-16)
32	Keon Johnson	(vs. Campbell, 12-31-15)

Away

45	Melvin Branham Jr.	(at Charleston Southern, 1-10-94)
40	Keon Johnson	(at UNC Asheville, 2-9-17)
38	Logan Duncomb	(at Presbyterian College, 1-24-26)
36	Xavier Cooks	(at Gardner-Webb, 2-15-18)
35	Sin'Cere McMahon	(at UNC Asheville, 2-8-23)
	Nych Smith	(at Presbyterian College, 1-26-19)
33	Kareem Rozier	(at Gardner-Webb, 2-12-26)
	George Henson	(at Campbell, 2-10-90)
32	Keon Johnson	(at Radford, 2-13-16)
	Torrell Martin	(at Coastal Carolina, 2-24-07)
	Torrell Martin	(at Liberty, 2-20-06)
	Melvin Branham Jr.	(at Towson St., 1-27-94)

Most Point In Home/Away Game (Top 10)

Home

134	Pfeiffer, 11-13-18	Won, 134-99
132	Morris, 11-29-85	Won, 132-73
130	Johnson & Wales, 12-12-96	Won, 130-33
127	Pfeiffer, 11-25-19	Won, 127-83
125	Piedmont, 11-4-24	Won, 125-65
116	Warren Wilson, 11-24-18	Won, 116-76
116	Rio Grande (OH), 12-28-15	Won, 116-84
113	Toccoa Falls, 12-29-23	Won, 113-62
111	Toccoa Falls, 12-9-25	Won, 111-62
110	Mary Baldwin	Won, 110-78
109	Hiwassee, 12-16-18	Won, 109-66
109	Catawba, 11-18-78	Won, 109-92
108	VMI, 1-6-07	Won, 108-76
108	U.S. International, 1-12-91	Won, 108-81

Away

116	at Hampton, 1-16-20	Won, 116-95
109	at VMI, 1-31-07	Won, 109-76
107	at USC Upstate, 12-13-20	Won, 107-77
105	at USC Upstate, 2-8-25	Won, 105-95
103	at Gardner-Webb, 2-12-26	Won, 103-85
102	at Pembroke St., 1-10-86	Won, 102-99
101	at UNC Asheville, 2-9-17	Lost, 104-101
101	at Charleston Sou., 1-10-94	Won, 101-96
101	at Central Connecticut, 12-4-92	Won, 101-93
101	at Benedict College, 2-20-86	Won, 101-76
97	at USC Aiken, 1-14-82	Won, 97-90
97	at Wofford, 1-31-80	Won, 97-78

Most Points Home/Away vs. Big South Opponents (Top 10)

Home

108	vs. VMI, 1-6-07	Won, 108-76
107	vs. UNCA, 2-26-14	Won, 107-100 (OT)
106	vs. VMI, 2-4-09	Lost, 110-106 (OT)
104	vs. UNCA	Won, 104-71
102	vs. Charleston Sou., 1-15-25	Won, 102-97 (3OT)
101	vs. Hampton, 2-9-19	Won, 101-91
100	vs. Coastal Carolina, 2-18-02	Won, 100-74
99	vs. Gardner-Webb, 1-11-20	Won, 99-95 (3OT)
98	vs. Armstrong St., 2-17-86	Won, 98-81
98	vs. VMI, 2-8-06	Won, 98-65
97	vs. Gardner-Webb	Won, 97-88
97	vs. Towson St., 2-23-95	Won, 97-93
96	vs. Gardner-Webb, 2-1-25	Won, 96-93
96	vs. VMI, 1-7-10	Won, 96-63

Away

116	at Hampton, 1-16-20	Won, 116-95
109	at VMI, 1-31-07	Won, 109-76
107	at USC Upstate, 12-13-20	Won, 107-77
103	at Gardner-Webb, 2-12-26	Won, 103-85
101	at UNC Asheville, 2-9-17	Lost, 104-101
101	at Charleston Sou., 1-10-94	Won, 101-96
96	at High Point, 2-28-24	Lost, 100-96 OT
95	at USC Upstate, 1-26-22	Won, 95-91 OT
95	at Longwood, 1-24-18	Won, 95-78
94	at Coastal Carolina, 1-7-94	Lost, 103-94
93	at Presbyterian Col., 2-25-17	Won, 93-56
93	at UMBC, 1-25-93	Lost, 99-93
91	at Presbyterian College, 1-26-19	Lost, 99-91
90	at Gardner-Webb, 2-15-18	Won, 90-71
90	at Towson St., 2-23-95	Lost, 92-90
90	at UNC Asheville, 2-5-90	Won, 90-89
90	at Radford, 1-14-05	Won, 90-75

WINTHROP TEAM/INDIVIDUAL RECORDS

MISC. RECORDS

Most Games Played	39 (1980-81/31-8)
Most Wins	31 (1980-81)
Most Wins (D1 member)	29 (2006-07)
Fewest Wins	4 (1993-94)
Most Losses	23 (1993-94)
Fewest Losses	5 (2006-07)
Best Winning Percentage	.818 (29-5/2006-07)
Worst Winning Percentage	.148 (4-23/1993-94)
Most Home Wins	16 (2004-05/2024-25)
Most Home Wins In Winthrop Coliseum	16 (2004-05/2024-25)
Most Home Losses	11 (1991-92)
Most Home Losses In Winthrop Coliseum	11 (1991-92)
Most Road Wins	12 (1978-89/2006-07/2016-17)
Most Road Losses	13 (1993-94)
Longest Winning Streak	21 (2019-20 to 2020-21)
Longest Winning Streak (single-season)	19 (2006-07)
Longest Losing Streak	13 (1986-87)
Most Big South Wins	15 ('04-05/'16-17/'19-20)
Most Big South Losses	15 (1993-94)
Longest Winning Streak (Big South)	16 (2006-07/single-season)
Longest Winning Streak (Big South)	22 (2004-05 to 2005-06)
Longest Losing Streak (Big South)	10 (1993-94/single-season)
Longest Losing Streak (Big South)	14 (1993-94 to 1994-95)

SINGLE-GAME RECORDS (Team)

Most Points Scored	134, vs. Pfeiffer (11-13-18)
Largest Margin of Victory	97 vs. Johnson & Wales (12-7-96)
Largest Margin of Victory (D1 opponent)	44 vs. VMI (84-41/1-23-08)
Largest Margin of Defeat	57 vs. Seton Hall (106-49/12-29-90)
Largest Margin of Defeat (D1 member)	57 vs. Seton Hall (106-49/12-29-90)
Fewest Points Allowed	22 vs. Lander (11-16-81)
Most Points First Half	73 vs. Pfeiffer (11-13-18)
Most Point Second Half	71 vs. Morris (11-29-85)
Fewest Points Scored	23 vs. Col. of Charleston (2-26-93)
Fewest Points First Half	6 vs. Col. of Charleston (2-26-93)
Fewest Points Second Half	11 vs. Washington St. (3-20-08)
Fewest Points Against In A Half	8 vs. Col. of Charleston (2-26-93)
Most Field Goals Made	57 vs. Morris (11-29-85)
Most Field Goals Attempted	101 vs. Piedmont (11-24-78)
Best Field Goal Accuracy	.706 vs. USC-Aiken (36-51/1-17-82)
Most 3pt Field Goals Made	24 vs. Hiwassee (12-16-18)
Most 3pt Field Goals Attempted	55 vs. Hiwassee (12-16-18)
Best 3pt Field Goal Accuracy	.714 vs. Barton (10-14/12-2-04)
	D1 Opponent
	.643 vs. High Point (9-14/12-5-09)
Most Free Throws Made (regulation)	39 vs. St. Francis (11-27-89)
Most Free Throws Made	40 vs. Charleston Sou. (1/15/25-3OT)
Most Free Throws Attempted	50 vs. Campbell (12-30-20)
	50 at High Point (2-28-24)
Best Free Throw Accuracy	1.000 vs. Liberty (21-21/3-5-14)
	1.000 vs. Lander (13-13/2-20-85)
Most Rebounds	70 vs. Presbyterian College (2-11-80)
Most Offensive Rebounds*	28 at Coastal Carolina (12-2-23)
	28 vs. Piedmont (11-4-24)
Most Assists	37 vs. Newberry (2-17-90)
Most Steals	21 vs. Wofford College (1-31-80)
	vs. Morris (11-29-85)
Most Blocked Shots	16 vs. Voorhees (2-16-81)
Most Personal Fouls	37 vs. Georgia State (12-30-95)

SEASON RECORDS

Most Points	2,879 (2024-25)
Best Scoring Average	84.7 (2024-25/34 games)
Most Field Goals Made	1,161 (1978-79)
Most Field Attempted	2,415 (1978-79)
Best Field Goal Accuracy	.530 (1985-86)
Most 3pt Field Goals	372 (2018-19/30 games))
Best 3pt Field Goals Per Game Avg.	12.40 (2018-19/30 games)
Most 3pt Field Goals Attempted	997 (2018-19)
Best 3pt Field Goal Accuracy	.431 (1987-88)
Most Free Throws Made	648 (2024-25)
Most Free Throws Attempted	970 (2024-25)
Best Free Throw Accuracy	.749 (2015-16)
Most Rebounds	1,613 (1978-79)
Most Assists	818 (1978-79)
Most Steals	479 (1979-80)
Most Blocked Shots	174 (2016-17)
Most Personal Fouls	751 (1978-79)

*** Indicates On Record**

SINGLE-GAME RECORDS (Individual)

Most Points Scored	45-Melvin Branham vs. Charleston Sou. (1-10-94)
Most Field Goals Made	20-Fred McKinnon vs. Morris (11-25-85)
Most Field Goals Attempted	31-Fred McKinnon vs. Morris (11-25-85)
Best Field Goal Accuracy	1.000-Brian Pope (10-10) vs. Morris (1-6-84)
	Eddie Gay (10-10) vs. Coppin St. (11-23-91)
	Allen Washington (10-10) vs. Pfeiffer (2-5-86)
Most 3pt Field Goals Made	12-David McMahan vs. Coastal Carolina (1-15-96)
	Michael Jenkins vs. North Greenville (11-10-06)
Most 3pt Field Goals Attempted	21-LaShawn Coulter
Most Free Throws Made	18-Mark Hailey vs. Averett (11-26-91)
	James Shuler vs. High Point (2-23-06)
	Logan Duncomb vs. UNC Asheville (1-31-26)
Most Free Throws Attempted	20-Mark Hailey vs. Averett (11-26-91)
Best Free Throw Accuracy	1.000-James Shuler (18-18) vs. HIgh Point (2-23-06)
Most Rebounds	23-Allen Washington vs. Piedmont (11-30-85)
Most Assists	17-Rick Riese vs. Limestone (2-12-81)
Most Blocked Shots	7-Rick Riese vs. Limestone (2-12-81)
	Billy Houston vs. UNC Asheville (1-11-06)
Most Steals	13-Rick Riese vs. Limestone (2-12-81)

SINGLE-SEASON RECORDS (Individual)

Most Points Scored	875-Charles Brunson (1980-81)
Best Scoring Average	22.4-Charles Brunson (1980-81)
Most Field Goals Made	354-Charles Brunson (1980-81)
Most Field Goals Attempted	584-Ronnie Creamer (1978-79)
Best Field Goal Accuracy *(150 attempts)*	.657-Charles Brunson (113-172/1979-80)
Most 3pt Field Goals Made	102-Keon Johnson (2016-17)
Most 3pt Field Goal Attempts	255-Keon Johnson (2016-17)
Best 3pt Field Goal Accuracy *(35 made)*	.460-Charles Falden (40-87/2018-19)
Most Free Throws Made	173-Longan Duncomb (2025-26/current)
Most Free Throws Attempted	239-Longan Duncomb (2025-26/current)
Best Free Throw Accuracy *(80 made)*	.895-Sin'Cere McMahon (111-124/2022-23)
Most Rebounds	453-Charles Brunson (1980-81)
Most Assists	317-Rick Riese (1980-81)
Most Blocked Shots	72-Duby Okeke (2015-16)
Most Steals	208-Rick Riese (1979-80)
Most Minutes Played	1,374-Charles Brunson (1980-81)
Most Personal Fouls	139-Ronnie Creamer (1978-79)
Most Times Disqualified	14-Donnie Creamer (1978-79)
	Melvin Branham (1993-94)

WINTHROP ALL-TIME D1 TRIPLE-DOUBLES (on record)

Chandler Vaudrin	**Mar. 1, 2021 vs. (8) High Point (10 points, 12 rebounds, 10 assists)**
Chandler Vaudrin	**Dec. 30, 2020 vs. Campbell (10 points, 13 rebounds, 10 assists)**
Chandler Vaudrin	**Dec. 13, 2020 at USC Upstate (13 points, 11 rebounds, 14 assists)**
Chandler Vaudrin	**Jan. 2, 2020 vs. Longwood (10 points, 12 rebounds, 11 assists)**
Xavier Cooks	**Dec. 2, 2017 vs. Reinhardt (11 points, 15 rebounds, 11 assists)**

20-WIN SEASONS

SEASON (NCAA D1)	SEASON ENDED WITH...	FINAL RECORD
29--2006-07	(NCAA Tourney - W, 74-64, (6) Notre Dame)	29-5
	(NCAA 2nd Rnd - L, 75-61, (3) Oregon)	
27--2004-05	(NCAA Tourney - L, 74-64, (3) Gonzaga)	27-6
26--2016-17	(NCAA Tourney - L, 76-64, (3) Butler)	26-7
24--2019-20	(Big South Champions - NCAA Tourney canceled (COVID19)	24-10
23-2025-26	(Big South Tournament Final, L, 91-76)	23-11
23--2024-25	(Big South Tournament Final, L, 81-69)	23-11
23--2020-21	(NCAA Tourney - L, 73-63, (5) Villanova)	23-2
23--2021-22	(Big South Tournament Final - L, 79-58)	23-9
23--2015-16	(Big South Tournament Final - L, 77-68)	23-9
23--2005-06	(NCAA Tourney - L, 63-61, (2) Tennessee)	23-8
22--2007-08	(NCAA Tourney - L, 71-40, (4) Washington State)	22-12
21--1999-00	(NCAA Tourney - L, 74-50, (3) Oklahoma)	21-9
21--1998-99	(NCAA Tourney - L, 80-41, (1) Auburn	21-8
20--2013-14	(Big South Tournament Final - L, 76-61)	20-13
20--2002-03	(Big South Tournament Semi-Finals - L, 81-80 OT, UNCA)	20-10
20--1985-86	(Big South Tournament Semi-Finals - L, 87-79)	20-9

WINTHROP ALL-TIME SERIES VS. BIG TEN

DATE	H/A/N	Won/Lost	Series Record
Nov. 28, 1998	at Minnesota	Lost, 68-59	0-1
Nov. 18, 2001	at #24 Ohio State	Lost, 78-54	0-2
Dec. 4, 2006	at #12 Wisconsin	Lost, 82-79 (OT)	0-3
Dec. 18, 2012	at #7 Ohio State	Lost, 65-55	0-4
Dec. 6, 2014	at #21 Maryland	Lost, 82-62	0-5
Nov. 21, 2016	at Illinois	Won, 84-80 (OT)	1-5
Nov. 7, 2022	at Penn State	Lost, 93-68	1-6
Dec. 29, 2024	at Indiana	Lost, 77-68	1-7

Home Record: 0-0 **Away Record: 1-7** **Neutral Record: 0-0** **Overtime:** 1-1

RECORD WHEN WINTHROP SCORES...

90-plus: 0-0

80-89: 1-0

70-79: 0-1

60-69: 0-3

50-59: 0-3

40-49: 0-0

Last Meeting (11/21/16) | Champaign, Ill. (State Farm Center)

Official Basketball Box Score -- Game Totals -- Final Statistics
Winthrop vs Illinois
11/21/16 7 p.m. at State Farm Center; Champaign, Ill.

Winthrop 84 • 3-1

			Total	3-Ptr		Rebounds								
##	Player		FG-FGA	FG-FGA	FT-FTA	Off	Def	Tot	PF	TP	A	TO	Blk	Stl	Min
12	COOKS, Xavier	f	5-16	1-5	2-4	1	6	7	3	13	0	6	1	1	36
42	DAVENPORT, Joshua	f	0-2	0-0	2-2	0	1	1	2	2	2	1	1	0	15
00	OKEKE, Duby	c	0-3	0-0	2-2	1	3	4	4	2	0	0	0	0	15
10	BROMAN, Anders	g	3-6	2-4	0-0	0	3	3	2	8	1	3	0	0	24
13	BROMAN, Bjorn	g	1-4	1-3	2-3	0	2	2	2	5	2	5	0	2	41
01	PERKINS, Roderick		2-3	2-3	0-0	0	0	0	4	6	2	1	0	0	23
05	JOHNSON, Keon		15-21	4-7	4-4	0	6	6	2	38	3	3	0	0	40
25	FERGUSON, Josh		0-0	0-0	0-0	0	1	1	0	0	0	1	2	0	8
31	PRESCOTT, Tevin		4-5	0-0	2-2	2	7	9	2	10	0	1	0	1	23
	Team					1	1	2				1			
	Totals		30-60	10-22	14-17	5	30	35	21	84	10	22	4	4	225

FG % 1st Half:	11-25	44.0%	2nd half:	14-29	48.3%	OT:	5-6	83.3%	Game: 30-60 50.0%
3FG % 1st Half:	4-8	50.0%	2nd half:	6-13	46.2%	OT:	0-1	0.0%	Game: 10-22 45.5%
FT % 1st Half:	8-10	80.0%	2nd half:	2-2	100.0%	OT:	4-5	80.0%	Game: 14-17 82.4%

Deadball Rebounds 2,1

Illinois 80 • 4-1

			Total	3-Ptr		Rebounds								
##	Player		FG-FGA	FG-FGA	FT-FTA	Off	Def	Tot	PF	TP	A	TO	Blk	Stl	Min
43	Finke, Michael	f	7-14	2-7	2-3	3	2	5	1	18	1	1	0	1	30
22	Morgan, Maverick	c	1-3	0-0	2-4	1	2	3	3	4	1	3	0	0	23
01	Tate, Jaylon	g	3-6	1-1	2-2	0	0	0	3	9	2	3	0	0	34
13	Abrams, Tracy	g	7-12	2-4	1-1	1	4	5	1	17	6	1	1	2	34
21	Hill, Malcolm	g	4-17	4-7	2-2	0	9	9	3	14	2	7	0	0	39
00	Williams, D.J.		0-0	0-0	0-0	0	0	0	0	0	0	1	0	0	3
05	Coleman-Lands, Jalen		2-6	2-4	0-0	0	2	2	2	6	1	1	1	0	20
12	Black, Leron		5-9	0-1	0-2	1	3	4	4	10	1	3	0	0	20
23	Jordan, Aaron		0-0	0-0	0-0	0	0	0	1	0	0	1	0	2	11
33	Thorne Jr., Mike		1-1	0-0	0-2	1	0	1	3	2	1	1	0	0	11
	Team					0	3	3							
	Totals		30-68	11-24	9-16	7	25	32	21	80	15	22	2	5	225

FG % 1st Half:	13-30	43.3%	2nd half:	13-30	43.3%	OT:	4-8	50.0%	Game: 30-68 44.1%
3FG % 1st Half:	7-12	58.3%	2nd half:	4-9	44.4%	OT:	0-3	0.0%	Game: 11-24 45.8%
FT % 1st Half:	5-8	62.5%	2nd half:	2-4	50.0%	OT:	2-4	50.0%	Game: 9-16 56.3%

Deadball Rebounds 7,1

Officials: Terry Oglesby, Kelly Pfeifer, Rob Riley
Technical fouls: Winthrop-None. Illinois-None.
Attendance: 9502

Score by periods	1st	2nd	OT	Total
Winthrop	34	36	14	**84**
Illinois	38	32	10	**80**

Points	In Paint	Off T/O	2nd Chance	Fast Break	Bench
WINTHR	22	18	5	5	54
ILL	30	25	9	6	18

Last FG - WINTHROP OT-00:55, ILL OT-00:15.
Largest lead - WINTHROP by 4 OT-03:23, ILL by 12 1st-15:10.
WINTHROP led for 04:33. ILL led for 37:44. Game was tied for 02:43.

Score tied - 3 times.
Lead changed - 3 times.

2026-27 COMBINED STATS

2026-27 Winthrop Men's Basketball
Combined Team Statistics
All games

as of Nov 22, 2026

Game Records

Record	Overall	Home	Away	Neutral
ALL GAMES	0-6	0-3	0-2	0-1
CONFERENCE	0-0	0-0	0-0	0-0
NON-CONFERENCE	0-6	0-3	0-2	0-1

Score by Periods

Team	1st	2nd	OT	TOT
Winthrop	213	291	0	504
Opponents	245	296	0	541

Team Box Score

No.	Player				Total		3-Point		F-Throw		Rebounds											
		GP-GS	MIN	AVG	FG-FGA	FG%	3FG-3FGA	3FG%	FT-FTA	FT%	OFF	DEF	TOT	AVG	PF	DQ	A	TO	BLK	STL	PTS	AVG
45	FISHER, Keshawn	6-5	180:06	30.0	42-75	.560	13-32	.406	25-37	.676	7	22	29	4.8	17	0	17	15	7	14	122	20.3
11	SIMS, Spence	6-6	200:25	33.4	33-69	.478	24-55	.436	5-7	.714	1	12	13	2.2	17	1	10	16	0	4	95	15.8
13	NATSVLISHVILI, George	4-4	91:26	22.9	17-36	.472	0-0	.000	15-25	.600	11	12	23	5.8	13	1	7	6	1	4	49	12.3
25	HENDAWY, Seifeldin	6-6	160:18	26.7	21-55	.382	4-17	.235	24-37	.649	10	37	47	7.8	18	2	14	10	1	6	70	11.7
3	SMITH LLL, Anthony	6-6	182:19	30.4	19-40	.475	4-16	.250	10-14	.714	9	17	26	4.3	16	0	13	16	2	0	52	8.7
8	MORGAN, Kyle	6-1	118:32	19.8	16-37	.432	7-23	.304	8-9	.889	3	9	12	2.0	13	1	6	8	2	4	47	7.8
6	SINGH SARAI, Eesher	6-1	71:01	11.8	9-16	.563	1-1	1.000	8-8	1.000	4	3	7	1.2	16	1	1	5	3	1	27	4.5
7	HARRIS JR., Tee	3-0	25:36	8.5	3-10	.300	2-8	.250	2-2	1.000	1	7	8	2.7	5	0	0	1	1	1	10	3.3
21	HAMILTON, Tai	6-1	71:33	11.9	5-9	.556	0-0	.000	6-13	.462	3	8	11	1.8	12	0	1	3	3	3	16	2.7
2	CWIK, Joel	6-0	61:53	10.3	2-5	.400	1-3	.333	7-11	.636	3	6	9	1.5	8	0	1	4	0	3	12	2.0
0	EVANS, Kaleb	5-0	34:40	6.9	1-9	.111	0-4	.000	2-2	1.000	0	3	3	0.6	4	0	3	7	0	1	4	0.8
1	PARRISH, Tyler	1-0	02:11	2.2	0-0	.000	0-0	.000	0-0	.000	0	0	0	0.0	0	0	0	0	0	0	0	0.0
Team											16	11	27					2				
Total		**6**	**1200**		**168-361**	**.465**	**56-159**	**.352**	**112-165**	**.679**	**68**	**147**	**215**	**35.8**	**139**	**6**	**73**	**93**	**20**	**41**	**504**	**84.0**
Opponents		**6**	**1200**		**175-362**	**.483**	**52-153**	**.340**	**139-199**	**.698**	**71**	**150**	**221**	**36.8**	**134**	**2**	**86**	**77**	**21**	**62**	**541**	**90.2**

Team Statistics

	WIN	OPP
Scoring	**504**	**541**
Points per game	84.0	90.2
Scoring margin	-6.2	-
Field goals-att	**168-361**	**175-362**
Field goal pct	.465	.483
3 point fg-att	**56-159**	**52-153**
3-point FG pct	.352	.340
3-pt FG made per game	9.3	8.7
Free throws-att	**112-165**	**139-199**
Free throw pct	.679	.698
F-Throws made per game	18.7	23.2
Rebounds	**215**	**221**
Rebounds per game	35.8	36.8
Rebounding margin	-1.0	-
Assists	**73**	**86**
Assists per game	12.2	14.3
Turnovers	**93**	**77**
Turnovers per game	15.5	12.8
Turnover margin	-2.7	-
Assist/turnover ratio	0.8	1.1
Steals	**41**	**62**
Steals per game	6.8	10.3
Blocks	**20**	**21**
Blocks per game	3.3	3.5
Winning streak	**0**	**-**
Home win streak	0	-
Attendance	**4914**	**2640**
Home games-Avg/Game	3-1638	2-1320
Neutral site-Avg/Game	-	1-1200

Team Results

Date	Opponent		Score	Att.
11/02/2026	vs Queens (NC)	L	98-103	1200
11/07/2026	North Dakota	L	90-93	1465
11/10/2026	at Kennesaw St.	L	79-88	1353
11/14/2026	Jackson St.	L	72-76	2123
11/18/2026	Chattanooga	L	79-90	1326
11/21/2026	at Wofford	L	86-91	1287

2026-27 TEAM GAME-BY-GAME

2026-27 Winthrop Men's Basketball
Team Game-by-Game
All games

as of Nov 22, 2026

				Total		3-Pointers		Free throws		Rebounds										
Opponent	**Date**	**Score**		**FG-FGA**	**PCT**	**3FG-3FGA**	**PCT**	**FT-FTA**	**PCT**	**OFF**	**DEF**	**TOT**	**AVG**	**PF**	**A**	**TO**	**BLK**	**STL**	**PTS**	**AVG**
vs Queens (NC)	11/02/2026	98-103	L	38-72	.528	16-34	.471	6-11	.545	12	26	38	38.0	18	22	14	6	5	98	98.0
North Dakota	11/07/2026	90-93	L	33-64	.516	11-29	.379	13-23	.565	15	20	35	36.5	28	13	15	4	6	90	94.0
at Kennesaw St.	11/10/2026	79-88	L	23-54	.426	5-19	.263	28-38	.737	7	29	36	36.3	23	6	17	4	5	79	89.0
Jackson St.	11/14/2026	72-76	L	17-53	.321	6-28	.214	32-49	.653	20	31	51	40.0	27	9	19	1	6	72	84.8
Chattanooga	11/18/2026	79-90	L	26-55	.473	9-26	.346	18-23	.783	5	22	27	37.4	23	11	14	3	8	79	83.6
at Wofford	11/21/2026	86-91	L	31-63	.492	9-23	.391	15-21	.714	9	19	28	35.8	20	12	14	2	11	86	84.0
Total		**504**		**168-361**	**.465**	**56-159**	**.352**	**112-165**	**.679**	**68**	**147**	**215**	**35.8**	**139**	**73**	**93**	**20**	**41**	**504**	**84.0**
Opponents		541		175-362	.483	52-153	.340	139-199	.698	71	150	221	36.8	134	86	77	21	62	541	90.2

Winthrop Averages

Games Played	Points/ game	FG Pct	3FG Pct	FT Pct	Rebounds/ game	Assists/ game	Turnovers/ game	Assist/Turnover ratio	Steals/ game	Blocks/ game
6	84.0	46.5	35.2	67.9	35.8	12.2	15.5	0.8	6.8	3.3

WINTHROP BASKETBALL

↳ TRADITION RICH PROGRAM ↵

~NCAA D1 Memeber since 1985~

- 13 Big South Conference Championships (most in conference history)
- 11 NCAA Tournament Appearances and 12 total berths to the NCAA Tournament (won 2020 championship but no tournament due to COVID-19)
- Most 20-win seasons in Big South history (16)
- Eight seasons with 23 or more wins and a Big South record 29 wins in 2006-07
- Following the 29-win season the Eagles finshed in the Top 25 Poll, ranked 22nd in both the AP and USA Today/ESPN Coaches
- Most wins all-time by Big South member (702) and most league wins all-time (374)
- Only Big South member to earn an 11 or 12 seed in NCAA Tournament and 1-of-2 in the league to earn a 13 and 14 seed
- First Big South member to win an NCAA Tournament game (defeated 6th seeded Notre Dame 74-64 in 2007)
- Big South record 58 conference tournament wins
- Big South record 19 conference championship game appearances
- 25 winning seasons out of 38 NCAA D1 seasons
- Notable Non-Conference Wins (ACC-Clemson (2), Georgia Tech, Miami, Wake Forest/Big East- Providence, Marquette, Notre Dame/Big 10-Illinois/Big 12-Missouri/PAC 12-Washington/SEC-Georgia, Mississippi State, Auburn/Mid-Majors-ODU, Missouri State, Saint Mary's (Ca.), MTSU, at Little Rock/Independent-Miami)
- Three AP All-America selections (Greg Lewis, Keon Johnson, Xavier Cooks)
- 56 All-League selections, 40 All-Tournament Team selections
- Eagles have two of the Top 5 winningest coaches in the history of the league as Gregg Marshall has 194 (2nd) and Pat Kelsey currently has 186 (4th)
- Both are also in the Top 4 for conference wins all-time as Kelsey has 110 (2nd) and Marshall is 4th with 104

WINTHROP

BASKETBALL



#0 Kaleb Evans

Guard / 6-3 / 190 / R-Fr.
Lexington, S.C.
(Moravian Prep/YNG Dreamerz)

EXTRA DRIBBLE

- Played a career-best nine minutes at Kennesaw St.
- Saw a season-low four minutes against UTC
- Saw six minutes in the season opener as well as the game against North Dakota
- Finished 0-for-2 from the floor and dished out one assist
- Did not play in 2025-26 due to injury
- Played travel ball with YNG Dreamerz

CAREER HIGHS

Points	2	two times
Minutes	9	two times
FGM	1	North Dakota (11/7/26)
FGA	3	North Dakota (11/7/26)
3PTFGM	n/a	
3PTFGA	1	four times
FTM	2	at Kennesaw St. (11/10/26)
FTA	2	at Kennesaw St. (11/10/26)
Rebounds	3	Jackson St. (11/14/26)
Assists	1	three times
Blocks	n/a	
Steals	1	North Dakota (11/7/26)
Turnovers	3	Jackson St. (11/14/26)

BIG SOUTH

Points	n/a
Minutes	n/a
FGM	n/a
FGA	n/a
3PTFGM	n/a
3PTFGAs	n/a
FTM	n/a
FTA	n/a
Rebounds	n/a
Assists	n/a
Blocks	n/a
Steals	n/a
Turnovers	n/a

#0 EVANS, Kaleb

				Total		3-Pointers		Free throws		Rebounds										
Opponent	Date	GS	MIN	FG-FGA	PCT	3FG-3FGA	PCT	FT-FTA	PCT	OFF	DEF	TOT	AVG	PF	A	TO	BLK	STL	PTS	AVG
vs Queens (NC)	11/02/2026		05:47	0-2	.000	0-1	.000	0-0	.000	0	0	0	0.0	1	1	1	0	0	0	0.0
North Dakota	11/07/2026		05:52	1-3	.333	0-1	.000	0-0	.000	0	0	0	0.0	2	0	1	0	1	2	1.0
at Kennesaw St.	11/10/2026		09:26	0-1	.000	0-0	.000	2-2	1.000	0	0	0	0.0	1	0	1	0	0	2	1.3
Jackson St.	11/14/2026		09:24	0-1	.000	0-1	.000	0-0	.000	0	3	3	0.8	0	1	3	0	0	0	1.0
Chattanooga	11/18/2026		04:11	0-2	.000	0-1	.000	0-0	.000	0	0	0	0.6	0	1	1	0	0	0	0.8
Totals		**0**	**34:40**	**1-9**	**.111**	**0-4**	**.000**	**2-2**	**1.000**	**0**	**3**	**3**	**0.6**	**4**	**3**	**7**	**0**	**1**	**4**	**0.8**

Player Averages

Games Played	Minutes/ game	Points/ game	FG Pct	3FG Pct	FT Pct	Rebounds/ game	Assists/ game	Turnovers/ game	Assist/Turnover ratio	Steals/ game	Blocks/ game
5	6.9	0.8	11.1	0.0	100.0	0.6	0.6	1.4	0.4	0.2	0.0

				Field Goals		3-Point		F-Throws		Rebounds									Scoring	
SEASON	TEAM	GP-GS	MIN/AVG	FG-FGA	FG%	3FG-3FGA	3FG%	FT-FTA	FT%	OFF	DEF	TOT	AVG	PF-FO	A	TO	BLK	STL	PTS	AVG
2026-27	Win	5-0	35/6.9	1-9	.111	0-4	.000	2-2	1.000	0	3	3	0.6	4-0	3	7	0	1	4	0.8
TOTAL		**5-0**	**35/6.9**	**1-9**	**.111**	**0-4**	**.000**	**2-2**	**1.000**	**0**	**3**	**3**	**0.6**	**4-0**	**3**	**7**	**0**	**1**	**4**	**0.8**



#1
Tyler Parrish

Guard / 6-3/ 175 / R-So.
Chesterton, Ind.
(Indianapolis)

EXTRA DRIBBLE

- Transfer from the University of Indianapolis
- As a freshman he averaged 13.9 ppg while shooting 47.5 percent from the floor and 39.9 percent from three
- Also averaged 2.4 rpg, 2.4 apg
- Scored a career-high 30 points at Truman State on Feb. 26, 2026
- Knocked down a career-best six threes at Maryville on Feb. 7, 2026
- Dished out a career-high six assists at Maryville on Feb. 7, 2026
- Two-time Indiana All-Star at Chesterton H.S.

CAREER HIGHS

Points	30	at Truman St. (2/26/26)
Minutes	37	William Jewell (1/15/26)
FGM	12	at Maryville (MO) (2/7/26)
FGA	20	at Truman St. (2/26/26)
3PTFGM	6	at Maryville (MO) (2/7/26)
3PTFGA	9	at Maryville (MO) (2/7/26)
FTM	8	at Drury (1/23/26)
FTA	9	at Drury (1/23/26)
Rebounds	6	William Jewell (1/15/26)
Assists	6	at Maryville (MO) (2/7/26)
Blocks	1	Drury (3/7/26)
Steals	2	Quincy (2/28/26)
Turnovers	6	William Jewell (1/15/26)

BIG SOUTH

Points	n/a
Minutes	n/a
FGM	n/a
FGA	n/a
3PTFGM	n/a
3PTFGAs	n/a
FTM	n/a
FTA	n/a
Rebounds	n/a
Assists	n/a
Blocks	n/a
Steals	n/a
Turnovers	n/a

				Field Goals		3-Point		F-Throws		Rebounds								Scoring	
SEASON	TEAM	GP-GS	MIN/AVG	FG-FGA	FG%	3FG-3FGA	3FG%	FT-FTA	FT%	OFF	DEF	TOT	AVG	PF-FO	A	TO	BLK	STL	PTS	AVG
2025-26	UINDY	30-22	802/26.7	151-318	.475	55-138	.399	60-74	.811	13	58	71	2.4	48-2	74	38	3	25	417	13.9
TOTAL FOR Win		**0-0**	**0/0.0**	**0-0**	**.000**	**0-0**	**.000**	**0-0**	**.000**	**0**	**0**	**0**	**0.0**	**0-0**	**0**	**0**	**0**	**0**	**0**	**0.0**
TOTAL		**30-22**	**802/26.7**	**151-318**	**.475**	**55-138**	**.399**	**60-74**	**.811**	**13**	**58**	**71**	**2.4**	**48-2**	**74**	**38**	**3**	**25**	**417**	**13.9**



#2 Joel Cwik

Forward / 6-5 / Fr.
Ulm, Germany
(Orange Academy)

EXTRA DRIBBLE

- Coming off a career-high 16 minutes at Wofford, matching his career-high of four points in back-to-back games
- Posted career-high four points vs. UTC in 10 minutes
- Led the team with a career-best two steals against the Tigers
- Made Eagle debut with one minute vs. Queens
- Saw a season-high 10 minutes against North Dakota
- Has played in Germany, Poland and the United States

CAREER HIGHS

Points	4	two times
Minutes	16	at Wofford (11/21/26)
FGM	1	two times
FGA	1	five times
3PTFGM	1	at Wofford (11/21/26)
3PTFGA	1	three times
FTM	3	at Kennesaw St. (11/10/26)
FTA	4	two times
Rebounds	3	at Wofford (11/21/26)
Assists	1	UTC (11/18/26)
Blocks	n/a	
Steals	2	Jackson St. (11/14/26)
Turnovers	2	Jackson St. (11/14/26)

BIG SOUTH

Points	n/a
Minutes	n/a
FGM	n/a
FGA	n/a
3PTFGM	n/a
3PTFGAs	n/a
FTM	n/a
FTA	n/a
Rebounds	n/a
Assists	n/a
Blocks	n/a
Steals	n/a
Turnovers	n/a

#2 CWIK, Joel

				Total		3-Pointers		Free throws		Rebounds										
Opponent	Date	GS	MIN	FG-FGA	PCT	3FG-3FGA	PCT	FT-FTA	PCT	OFF	DEF	TOT	AVG	PF	A	TO	BLK	STL	PTS	AVG
vs Queens (NC)	11/02/2026		01:11	0-0	.000	0-0	.000	0-0	.000	0	0	0	0.0	0	0	1	0	0	0	0.0
North Dakota	11/07/2026		09:46	0-1	.000	0-0	.000	0-0	.000	2	0	2	1.0	2	0	1	0	1	0	0.0
at Kennesaw St.	11/10/2026		10:04	0-1	.000	0-1	.000	3-4	.750	0	1	1	1.0	1	0	0	0	0	3	1.0
Jackson St.	11/14/2026		14:24	0-1	.000	0-1	.000	1-2	.500	1	1	2	1.3	1	0	2	0	2	1	1.0
Chattanooga	11/18/2026		10:21	1-1	1.000	0-0	.000	2-4	.500	0	1	1	1.2	2	1	0	0	0	4	1.6
at Wofford	11/21/2026		16:07	1-1	1.000	1-1	1.000	1-1	1.000	0	3	3	1.5	2	0	0	0	0	4	2.0
Totals		**0**	**61:53**	**2-5**	**.400**	**1-3**	**.333**	**7-11**	**.636**	**3**	**6**	**9**	**1.5**	**8**	**1**	**4**	**0**	**3**	**12**	**2.0**

Player Averages

Games Played	Minutes/ game	Points/ game	FG Pct	3FG Pct	FT Pct	Rebounds/ game	Assists/ game	Turnovers/ game	Assist/Turnover ratio	Steals/ game	Blocks/ game
6	10.3	2.0	40.0	33.3	63.6	1.5	0.2	0.7	0.3	0.5	0.0

				Field Goals		3-Point		F-Throws		Rebounds									Scoring	
SEASON	TEAM	GP-GS	MIN/AVG	FG-FGA	FG%	3FG-3FGA	3FG%	FT-FTA	FT%	OFF	DEF	TOT	AVG	PF-FO	A	TO	BLK	STL	PTS	AVG
2026-27	Win	6-0	62/10.3	2-5	.400	1-3	.333	7-11	.636	3	6	9	1.5	8-0	1	4	0	3	12	2.0
TOTAL		**6-0**	**62/10.3**	**2-5**	**.400**	**1-3**	**.333**	**7-11**	**.636**	**3**	**6**	**9**	**1.5**	**8-0**	**1**	**4**	**0**	**3**	**12**	**2.0**



#3 Anthony Smith III

Guard / 6-1/ 170 / So.
Hopkins, Minn.
(North Dakota)

EXTRA DRIBBLE

- In double-figures in back-to-back games for the first time this season after 16 at Wofford
- Had nine assists in the first two games, but a combined four in the last four games
- Posted first double-figure game of the season with 15 points against North Dakota
- Tied his career-high of six rebounds against his former team, which he achieved against Winthrop on Dec. 18, 2025
- Averaged 7.8 points, 2.3 assists, 2.1 rebounds and 0.7 steals on 47% shooting from the field and 23% from three in his freshman season with the Fighting Hawks
- Scored in double figures in 11 games, including a career-high 19 points on Jan. 15 against St. Thomas
- Secured a career-best six rebounds, along with 14 points and a pair of assists, on Dec. 18 against Winthrop
- Dished out a career-high eight assists on Feb. 21 at South Dakota State
- Shot 83.8% from the free throw line
- Ranked second in the Summit League in total assists (78) among true freshmen, totaling a 1.9 assist/turnover ratio

CAREER HIGHS

Points	19	St. Thomas (MN) (1/15/26)
Minutes	34	North Dakota (11/7/26)
FGM	8	St. Thomas (MN) (1/15/26)
FGA	16	CSUN (11/9/25)
3PTFGM	2	two times
3PTFGA	5	CSUN (11/9/25)
FTM	6	at Nebraska (12/21/25)
FTA	9	at Hawaii (11/28/25)
Rebounds	6	two times
Assists	8	at South Dakota St. (2/21/26)
Blocks	1	three times
Steals	4	UC Riverside (11/6/25)
Turnovers	4	two times

BIG SOUTH

Points	n/a
Minutes	n/a
FGM	n/a
FGA	n/a
3PTFGM	n/a
3PTFGAs	n/a
FTM	n/a
FTA	n/a
Rebounds	n/a
Assists	n/a
Blocks	n/a
Steals	n/a
Turnovers	n/a

#3 SMITH LLL, Anthony

				Total		3-Pointers		Free throws		Rebounds									
Opponent	Date	GS	MIN	FG-FGA	PCT	3FG-3FGA	PCT	FT-FTA	PCT	OFF	DEF	TOT	AVG	PF	A	TO	BLK	STL	PTS	AVG
vs Queens (NC)	11/02/2026	*	29:37	2-5	.400	0-1	.000	0-0	.000	0	4	4	4.0	1	5	4	1	0	4	4.0
North Dakota	11/07/2026	*	34:06	5-10	.500	1-4	.250	4-7	.571	3	3	6	5.0	3	4	2	1	0	15	9.5
at Kennesaw St.	11/10/2026	*	32:55	2-4	.500	0-1	.000	1-1	1.000	1	4	5	5.0	3	1	4	0	0	5	8.0
Jackson St.	11/14/2026	*	24:41	0-2	.000	0-2	.000	0-0	.000	3	1	4	4.8	4	0	3	0	0	0	6.0
Chattanooga	11/18/2026	*	32:26	5-11	.455	1-5	.200	1-1	1.000	1	3	4	4.6	3	1	0	0	0	12	7.2
at Wofford	11/21/2026	*	28:34	5-8	.625	2-3	.667	4-5	.800	1	2	3	4.3	2	2	3	0	0	16	8.7
Totals		**6**	**182:19**	**19-40**	**.475**	**4-16**	**.250**	**10-14**	**.714**	**9**	**17**	**26**	**4.3**	**16**	**13**	**16**	**2**	**0**	**52**	**8.7**

Player Averages

Games Played	Minutes/ game	Points/ game	FG Pct	3FG Pct	FT Pct	Rebounds/ game	Assists/ game	Turnovers/ game	Assist/Turnover ratio	Steals/ game	Blocks/ game
6	30.4	8.7	47.5	25.0	71.4	4.3	2.2	2.7	0.8	0.0	0.3

				Field Goals		3-Point		F-Throws		Rebounds									Scoring	
SEASON	TEAM	GP-GS	MIN/AVG	FG-FGA	FG%	3FG-3FGA	3FG%	FT-FTA	FT%	OFF	DEF	TOT	AVG	PF-FO	A	TO	BLK	STL	PTS	AVG
2025-26	UND	34-0	602/17.7	96-204	.471	11-47	.234	62-74	.838	22	49	71	2.1	53-0	78	42	2	25	265	7.8
2026-27	Win	6-6	182/30.4	19-40	.475	4-16	.250	10-14	.714	9	17	26	4.3	16-0	13	16	2	0	52	8.7
TOTAL FOR Win		**6-6**	**182/30.4**	**19-40**	**.475**	**4-16**	**.250**	**10-14**	**.714**	**9**	**17**	**26**	**4.3**	**16-0**	**13**	**16**	**2**	**0**	**52**	**8.7**
TOTAL		**40-6**	**784/19.6**	**115-244**	**.471**	**15-63**	**.238**	**72-88**	**.818**	**31**	**66**	**97**	**2.4**	**69-0**	**91**	**58**	**4**	**25**	**317**	**7.9**



#4
Micah Davis

Guard / 6-2 / Sr.
Greenwood, Ind.
(IU-Indianapolis)

EXTRA DRIBBLE

- Played in all 32 games, starting in six last season at IU Indianapolis
- Averaged 9.4 points and 2.9 assists in 25.5 minutes per game
- Ranked second on the team in three-pointers made (52)
- Tied for second on the team in total steals (39)
- Ranked third on the team in total assists (92)
- Scored in double figures 13 times, with two games of 20+ points
- Scored a career-high 24 points and added six assists, five steals and four rebounds against Morehead State
- Increased his scoring to 10.3 points per game in Horizon League play

CAREER HIGHS

Points	24	Morehead State (11/29/25)
Minutes	38	at Robert Morris (1/28/26)
FGM	9	Morehead State (11/29/25)
FGA	16	Morehead State (11/29/25)
3PTFGM	6	Morehead State (11/29/25)
3PTFGA	11	two times
FTM	4	3 times
FTA	4	four times
Rebounds	6	at Purdue Fort Wayne (2/15/26)
Assists	6	Morehead State (11/29/25)
Blocks	1	three times
Steals	5	Morehead State (11/29/25)
Turnovers	5	at Butler (11/8/25)

BIG SOUTH

Points	n/a
Minutes	n/a
FGM	n/a
FGA	n/a
3PTFGM	n/a
3PTFGA	n/a
FTM	n/a
FTA	n/a
Rebounds	n/a
Assists	n/a
Blocks	n/a
Steals	n/a
Turnovers	n/a

				Field Goals		3-Point		F-Throws		Rebounds									Scoring	
SEASON	TEAM	GP-GS	MIN/AVG	FG-FGA	FG%	3FG-3FGA	3FG%	FT-FTA	FT%	OFF	DEF	TOT	AVG	PF-FO	A	TO	BLK	STL	PTS	AVG
2024-25	EKU	13-0	54/4.1	4-15	.267	1-9	.111	2-6	.333	1	3	4	0.3	8-0	4	2	0	1	11	0.8
2025-26	IUIndy	32-6	811/25.3	111-276	.402	52-166	.313	28-40	.700	28	40	68	2.1	71-2	92	56	3	39	302	9.4
TOTAL FOR Win		**0-0**	**0/0.0**	**0-0**	**.000**	**0-0**	**.000**	**0-0**	**.000**	**0**	**0**	**0**	**0.0**	**0-0**	**0**	**0**	**0**	**0**	**0**	**0.0**
TOTAL		**45-6**	**865/19.2**	**115-291**	**.395**	**53-175**	**.303**	**30-46**	**.652**	**29**	**43**	**72**	**1.6**	**79-2**	**96**	**58**	**3**	**40**	**313**	**7.0**



#5
Robert Knotts III

Guard / 6-2 / 210 / Sr.
Greensboro, NC.
(Louisburg College)

EXTRA DRIBBLE

- Appeared in 26 games, starting in 23 last season at Louisburg
- Averaged 6.5 points per game on 48.3 percent shooting from the field
- Secured 3 rebounds per game and dished out 2.6 assists
- Shot 30.6 percent from behind the arc

CAREER HIGHS

Points	n/a
Minutes	n/a
FGM	n/a
FGA	n/a
3PTFGM	n/a
3PTFGAs	n/a
FTM	n/a
FTA	n/a
Rebounds	n/a
Assists	n/a
Blocks	n/a
Steals	n/a
Turnovers	n/a

BIG SOUTH

Points	n/a
Minutes	n/a
FGM	n/a
FGA	n/a
3PTFGM	n/a
3PTFGAs	n/a
FTM	n/a
FTA	n/a
Rebounds	n/a
Assists	n/a
Blocks	n/a
Steals	n/a
Turnovers	n/a



#6
Eesher Singh Sarai

Guard/Forward / 6-9/ 215 / Jr.
Vancouver, B.C, Canada.
(Ellsworth C.C)

EXTRA DRIBBLE

- Made first start as an Eagle at Wofford and has a combined 36 minutes played in the last two games
- Scored a career-high 11 points vs. UTC which included his first three
- Season-high six points in 12 minutes against North Dakota
- Started in all 36 games at forward last season at Ellsworth J.C.
- Averaged 11 points per game in 20.8 minutes
- Scored a total of 395 points in sophomore season
- Converted 90 free throws from the charity stripe, shooting 73.8 percent
- Totaled 215 rebounds on the year, averaged six per contest (130 defensive, 85 offensive)
- Knocked down 13 three-pointers, shooting 31.7 percent overall
- Had 11 takeaways and 42 blocked shots on the year
- Earned ICCAC All-Conference Honorable Mention, All-Defensive Team honors, and NJCAA All-Tournament First Team recognition after helping Ellsworth reach the NJCAA Division II National Championship game

CAREER HIGHS

Points	11	UTC (11/18/26)
Minutes	20	UTC (11/18/26)
FGM	3	two times
FGA	7	North Dakota (11/7/26)
3PTFGM	1	UTC (11/18/26)
3PTFGAs	1	UTC (11/18/26)
FTM	4	two times
FTA	4	two times
Rebounds	3	at Kennesaw St. (11/10/26)
Assists	1	vs. Queens (11/2/26)
Blocks	2	at Kennesaw St. (11/10/26)
Steals	1	UTC (11/18/26)
Turnovers	2	Jackson St. (11/14/26)

BIG SOUTH

Points	n/a
Minutes	n/a
FGM	n/a
FGA	n/a
3PTFGM	n/a
3PTFGAs	n/a
FTM	n/a
FTA	n/a
Rebounds	n/a
Assists	n/a
Blocks	n/a
Steals	n/a
Turnovers	n/a

#6 SINGH SARAI, Eesher

				Total		3-Pointers		Free throws		Rebounds									
Opponent	Date	GS	MIN	FG-FGA	PCT	3FG-3FGA	PCT	FT-FTA	PCT	OFF	DEF	TOT	AVG	PF	A	TO	BLK	STL	PTS	AVG
vs Queens (NC)	11/02/2026		07:37	1-1	1.000	0-0	.000	0-0	.000	0	0	0	0.0	1	1	0	0	0	2	2.0
North Dakota	11/07/2026		12:28	3-7	.429	0-0	.000	0-0	.000	1	0	1	0.5	4	0	1	0	0	6	4.0
at Kennesaw St.	11/10/2026		10:11	1-2	.500	0-0	.000	0-0	.000	1	2	3	1.3	4	0	1	2	0	2	3.3
Jackson St.	11/14/2026		04:35	0-1	.000	0-0	.000	4-4	1.000	1	0	1	1.3	1	0	2	0	0	4	3.5
Chattanooga	11/18/2026		20:02	3-3	1.000	1-1	1.000	4-4	1.000	1	1	2	1.4	5	0	1	1	1	11	5.0
at Wofford	11/21/2026	*	16:08	1-2	.500	0-0	.000	0-0	.000	0	0	0	1.2	1	0	0	0	0	2	4.5
Totals		**1**	**71:01**	**9-16**	**.563**	**1-1**	**1.000**	**8-8**	**1.000**	**4**	**3**	**7**	**1.2**	**16**	**1**	**5**	**3**	**1**	**27**	**4.5**

Player Averages

Games Played	Minutes/ game	Points/ game	FG Pct	3FG Pct	FT Pct	Rebounds/ game	Assists/ game	Turnovers/ game	Assist/Turnover ratio	Steals/ game	Blocks/ game
6	11.8	4.5	56.3	100.0	100.0	1.2	0.2	0.8	0.2	0.2	0.5

				Field Goals		3-Point		F-Throws		Rebounds									Scoring	
SEASON	TEAM	GP-GS	MIN/AVG	FG-FGA	FG%	3FG-3FGA	3FG%	FT-FTA	FT%	OFF	DEF	TOT	AVG	PF-FO	A	TO	BLK	STL	PTS	AVG
2026-27	Win	6-1	71/11.8	9-16	.563	1-1	1.000	8-8	1.000	4	3	7	1.2	16-1	1	5	3	1	27	4.5
TOTAL		**6-1**	**71/11.8**	**9-16**	**.563**	**1-1**	**1.000**	**8-8**	**1.000**	**4**	**3**	**7**	**1.2**	**16-1**	**1**	**5**	**3**	**1**	**27**	**4.5**



#7 Tee Harris Jr.

Forward / 6-7 / Sr.
Mineral, Va.
(Wheeling)

EXTRA DRIBBLE

- After not playing the first three games of the season, he's appeared in the last three and scored a season-high 8 points vs. UTC
- Played and started in 19 games last season at Wheeling
- Averaged 16.7 points per game and 6.7 rebounds per game
- Converted on 127 field goals, at a 54 percent clip
- Knocked down 29 three-pointers, shooting 31 percent
- Dished out 25 assists on the season (1.3 per game)
- Totaled 31 blocks and 25 steals on the defensive end
- Scored a career-high 35 points against West Liberty on Feb. 28, 2026
- Knocked down a career-high five three-pointers against Point Park on Dec. 3, 2025
- Finished with a 26 point and 12 rebound double-double at Point Park on Feb. 25, 2026

CAREER HIGHS

Points	25	at Frostburg St. (1/10/26)
Minutes	35	four times
FGM	11	at Point Park (2/25/26)
FGA	24	at Point Park (11/26/24)
3PTFGM	5	Point Park (12/3/25)
3PTFGA	10	at Point Park (11/26/24)
FTM	8	at Frostburg St. (1/10/26)
FTA	9	at Frostburg St. (1/10/26)
Rebounds	13	Salem (WV) (11/23/24)
Assists	3	five times
Blocks	4	three times
Steals	4	WV Wesleyan (1/3/26)
Turnovers	5	California (PA) (11/25/26)

BIG SOUTH

Points	n/a
Minutes	n/a
FGM	n/a
FGA	n/a
3PTFGM	n/a
3PTFGAs	n/a
FTM	n/a
FTA	n/a
Rebounds	n/a
Assists	n/a
Blocks	n/a
Steals	n/a
Turnovers	n/a

#7 HARRIS JR., Tee

				Total		3-Pointers		Free throws		Rebounds									
Opponent	Date	GS	MIN	FG-FGA	PCT	3FG-3FGA	PCT	FT-FTA	PCT	OFF	DEF	TOT	AVG	PF	A	TO	BLK	STL	PTS	AVG
Jackson St.	11/14/2026		03:47	0-2	.000	0-2	.000	0-0	.000	0	1	1	1.0	1	0	0	0	0	0	0.0
Chattanooga	11/18/2026		12:35	2-4	.500	2-4	.500	2-2	1.000	0	4	4	2.5	3	0	0	1	1	8	4.0
at Wofford	11/21/2026		09:14	1-4	.250	0-2	.000	0-0	.000	1	2	3	2.7	1	0	1	0	0	2	3.3
Totals		**0**	**25:36**	**3-10**	**.300**	**2-8**	**.250**	**2-2**	**1.000**	**1**	**7**	**8**	**2.7**	**5**	**0**	**1**	**1**	**1**	**10**	**3.3**

Player Averages

Games Played	Minutes/ game	Points/ game	FG Pct	3FG Pct	FT Pct	Rebounds/ game	Assists/ game	Turnovers/ game	Assist/Turnover ratio	Steals/ game	Blocks/ game
3	8.5	3.3	30.0	25.0	100.0	2.7	0.0	0.3	0.0	0.3	0.3

				Field Goals		3-Point		F-Throws		Rebounds									Scoring	
SEASON	TEAM	GP-GS	MIN/AVG	FG-FGA	FG%	3FG-3FGA	3FG%	FT-FTA	FT%	OFF	DEF	TOT	AVG	PF-FO	A	TO	BLK	STL	PTS	AVG
2023-24	WHL	26-11	424/16.3	72-143	.503	11-36	.306	35-52	.673	38	67	105	4.0	28-0	11	12	18	11	190	7.3
2024-25	WHL	29-16	627/21.6	116-243	.477	25-82	.305	39-60	.650	58	122	180	6.2	49-0	18	25	37	16	296	10.2
2025-26	WHL	28-28	788/28.2	160-316	.506	40-133	.301	44-61	.721	65	113	178	6.4	54-0	35	35	49	37	404	14.4
2026-27	Win	3-0	26/8.5	3-10	.300	2-8	.250	2-2	1.000	1	7	8	2.7	5-0	0	1	1	1	10	3.3
TOTAL FOR Win		**3-0**	**26/8.5**	**3-10**	**.300**	**2-8**	**.250**	**2-2**	**1.000**	**1**	**7**	**8**	**2.7**	**5-0**	**0**	**1**	**1**	**1**	**10**	**3.3**
TOTAL		**86-55**	**1865/21.7**	**351-712**	**.493**	**78-259**	**.301**	**120-175**	**.686**	**162**	**309**	**471**	**5.5**	**136-0**	**64**	**73**	**105**	**65**	**900**	**10.5**



#8
Kyle Morgan

Guard/Forward / 6-4 / 180 / Sr.
Houston, Texas
(UT Tyler)

EXTRA DRIBBLE

- Scored in double-figures the first two games (28 points) but has combined for 19 over the last four games (6-for-17 shooting, 1-for-9 from three)
- Made first start as an Eagle vs. UTC, finishing with nine points
- Has made seven straight free throws and has been to the line in 5-of-6 games
- Dropped in 16 points off the bench in the opener vs. Queens
- Tied for team-high five made threes as he was 5-of-10
- Appeared in 25 games, starting in 20 last season at UT Tyler
- Led the team in average minutes per game (27.5)
- Led the team in three-pointers made while averaging 11.2 points and 4.1 rebounds per game
- Shot 41.6 percent from the field, 38.4 percent from three and 85 percent from the free throw line
- Totaled 42 assists, 18 steals and 10 blocks on the season

CAREER HIGHS

Points	23	at West Texas A&M (1/29/26)
Minutes	39	at Col. Sch. of Mines (11/22/25)
FGM	8	Cameron (2/12/26)
FGA	15	Oklahoma Christian (2/14/16)
3PTFGM	6	at West Texas A&M (1/29/26)
3PTFGA	9	at Eastern New Mexico
FTM	6	at Col. Sch. of Mines (11/22/25)
FTA	8	at Col. Sch. of Mines (11/22/25)
Rebounds	8	Oklahoma Christian (2/14/26)
Assists	8	at Col. Sch. of Mines (11/22/25)
Blocks	2	at UT Permian Basin (1/4/26)
Steals	3	Texas A&M International (2/28/26)
Turnovers	n/a	

BIG SOUTH

Points	n/a
Minutes	n/a
FGM	n/a
FGA	n/a
3PTFGM	n/a
3PTFGAs	n/a
FTM	n/a
FTA	n/a
Rebounds	n/a
Assists	n/a
Blocks	n/a
Steals	n/a
Turnovers	n/a

#8 MORGAN, Kyle

				Total		3-Pointers		Free throws		Rebounds									
Opponent	Date	GS	MIN	FG-FGA	PCT	3FG-3FGA	PCT	FT-FTA	PCT	OFF	DEF	TOT	AVG	PF	A	TO	BLK	STL	PTS	AVG
vs Queens (NC)	11/02/2026		26:26	5-11	.455	5-10	.500	1-2	.500	0	1	1	1.0	5	3	2	0	1	16	16.0
North Dakota	11/07/2026		22:43	5-9	.556	1-4	.250	1-1	1.000	2	1	3	2.0	1	0	0	1	0	12	14.0
at Kennesaw St.	11/10/2026		18:42	1-5	.200	0-2	.000	0-0	.000	1	2	3	2.3	2	0	2	1	2	2	10.0
Jackson St.	11/14/2026		11:07	0-4	.000	0-4	.000	2-2	1.000	0	1	1	2.0	3	0	1	0	0	2	8.0
Chattanooga	11/18/2026	*	20:07	3-4	.750	1-2	.500	2-2	1.000	0	3	3	2.2	1	1	2	0	0	9	8.2
at Wofford	11/21/2026		19:27	2-4	.500	0-1	.000	2-2	1.000	0	1	1	2.0	1	2	1	0	1	6	7.8
Totals		**1**	**118:32**	**16-37**	**.432**	**7-23**	**.304**	**8-9**	**.889**	**3**	**9**	**12**	**2.0**	**13**	**6**	**8**	**2**	**4**	**47**	**7.8**

Player Averages

Games Played	Minutes/ game	Points/ game	FG Pct	3FG Pct	FT Pct	Rebounds/ game	Assists/ game	Turnovers/ game	Assist/Turnover ratio	Steals/ game	Blocks/ game
6	19.8	7.8	43.2	30.4	88.9	2.0	1.0	1.3	0.8	0.7	0.3

				Field Goals		3-Point		F-Throws		Rebounds									Scoring	
SEASON	TEAM	GP-GS	MIN/AVG	FG-FGA	FG%	3FG-3FGA	3FG%	FT-FTA	FT%	OFF	DEF	TOT	AVG	PF-FO	A	TO	BLK	STL	PTS	AVG
2025-26	UTT	25-20	687/27.5	99-238	.416	48-125	.384	34-40	.850	14	88	102	4.1	34-0	42	34	10	18	280	11.2
2026-27	Win	6-1	119/19.8	16-37	.432	7-23	.304	8-9	.889	3	9	12	2.0	13-1	6	8	2	4	47	7.8
TOTAL FOR Win		**6-1**	**119/19.8**	**16-37**	**.432**	**7-23**	**.304**	**8-9**	**.889**	**3**	**9**	**12**	**2.0**	**13-1**	**6**	**8**	**2**	**4**	**47**	**7.8**
TOTAL		**31-21**	**806/26.0**	**115-275**	**.418**	**55-148**	**.372**	**42-49**	**.857**	**17**	**97**	**114**	**3.7**	**47-1**	**48**	**42**	**12**	**22**	**327**	**10.5**



#10
Cam Christy

Guard / 6-4 / 200 / Sr.
Walton, Ky.
(Mount St. Joseph Univ.)

EXTRA DRIBBLE

- Saw a season-high four minutes of action vs. Toccoa Falls
- Stole the ball and went coast-to-coast for his only bucket of the game (first career steal)
- Saw first action of the season with three minutes vs. Mercer and scored first bucket of the season with a stick back vs. S.C. State
- Posted four points in the final three minutes of win over Bob Jones (12/12/24)
- Saw first action as an Eagle in the season opener with three minutes against Piedmont
- Walk-on and did not play in 2023-24
- 2021 and 2022 All-District Selection
- 2020, 2021, 2022 All-Conference Selection
- 2022 All-Region Selection

CAREER HIGHS

Points	4	Bob Jones (12/12/24)
Minutes	4	Toccoa Falls (12/9/25)
FGM	2	Bob Jones (12/12/24)
FGA	3	two times
3PTFGM	n/a	
3PTFGA	1	two times
FTM	1	Piedmont (11/4/24)
FTA	2	Piedmont (11/4/24)
Rebounds	3	Piedmont (11/4/24)
Assists	1	Piedmont (11/4/24)
Blocks	n/a	
Steals	1	Toccoa Falls (12/9/25)
Turnovers	1	two times

BIG SOUTH

Points	n/a	
Minutes	1	three times
FGM	n/a	
FGA	1	UNC Asheville (1/31/26)
3PTFGM	n/a	
3PTFGAs	n/a	
FTM	n/a	
FTA	n/a	
Rebounds	n/a	
Assists	n/a	
Blocks	n/a	
Steals	n/a	
Turnovers	n/a	

				Field Goals		3-Point		F-Throws		Rebounds									Scoring	
SEASON	TEAM	GP-GS	MIN/AVG	FG-FGA	FG%	3FG-3FGA	3FG%	FT-FTA	FT%	OFF	DEF	TOT	AVG	PF-FO	A	TO	BLK	STL	PTS	AVG
2024-25	Win	7-0	14/2.0	2-8	.250	0-2	.000	1-2	.500	2	3	5	0.7	2-0	1	1	0	0	5	0.7
2025-26	Win	8-0	19/2.4	3-6	.500	0-1	.000	0-2	.000	1	2	3	0.4	3-0	1	1	0	1	6	0.8
TOTAL		**15-0**	**33/2.2**	**5-14**	**.357**	**0-3**	**.000**	**1-4**	**.250**	**3**	**5**	**8**	**0.5**	**5-0**	**2**	**2**	**0**	**1**	**11**	**0.7**



#11 Spence Sims

Guard / 6-1 / 180 / R-So.
Fairhope, Alaska
(Gardner-Webb)

EXTRA DRIBBLE

- Led the Eagles with 18 points vs. UTC, all 18 coming in the second half
- In double-figures 5-of-6 games and has four or more threes in 4-of-6 games
- Through the first couple weeks of the season, ranks 9th nationally in three-point FG per game (4.0)
- In three career games against Power 4 opponents he's 10-for-21 from the field, 8-for-15 from three and has two double-figure games (12 at Minnesota/11 at Clemson)
- Posted third career 20-point game with 25 against North Dakota (Matched career-high 7 threes)
- Approaching 100 career threes (95/38 games)
- Posted 19 points on 7-of-14 shooting vs. Queens in the opener
- 2026-27 Big South Preseason All-Conference Secon Team
- Averaged 9.9 points per game on 45 percent shooting from the field and 43 percent from three
- Finished eighth in the conference in three pointers made with 71 (2.2 per game)
- Had an outstanding performance against Winthrop on Jan. 3, 2026 with 29 points on 7/12 shooting from three
- Secured a career-high eight rebounds at UNC Asheville on Jan. 29, 2026
- Snatched a career-high two steals at Presbyterian College on Feb. 7, 2026
- Dished out a career-high four assists against Navy on Nov. 26, 2026

CAREER HIGHS

Points	29	at Winthrop (1/3/26)
Minutes*	37	at Winthrop (1/3/26)
FGM	11	at Winthrop (1/3/26)
FGA	18	at Winthrop (1/3/26)
3PTFGM	7	two times
3PTFGA	12	at Winthrop (1/3/26)
FTM	4	two times
FTA	4	four times
Rebounds	8	at UNC Asheville (1/29/26)
Assists	4	vs. Navy (11/26/25)
Blocks	1	at Winthrop (1/3/26)
Steals	2	at Presbyterian (2/7/26)
Turnovers*	5	three times

BIG SOUTH

Points	n/a
Minutes	n/a
FGM	n/a
FGA	n/a
3PTFGM	n/a
3PTFGAs	n/a
FTM	n/a
FTA	n/a
Rebounds	n/a
Assists	n/a
Blocks	n/a
Steals	n/a
Turnovers	n/a

#11 SIMS, Spence

				Total		3-Pointers		Free throws		Rebounds									
Opponent	Date	GS	MIN	FG-FGA	PCT	3FG-3FGA	PCT	FT-FTA	PCT	OFF	DEF	TOT	AVG	PF	A	TO	BLK	STL	PTS	AVG
vs Queens (NC)	11/02/2026	*	35:43	7-14	.500	5-12	.417	0-0	.000	1	1	2	2.0	4	3	2	0	1	19	19.0
North Dakota	11/07/2026	*	33:32	9-13	.692	7-11	.636	0-1	.000	0	2	2	2.0	1	2	3	0	0	25	22.0
at Kennesaw St.	11/10/2026	*	27:26	2-8	.250	2-7	.286	0-0	.000	0	2	2	2.0	3	1	2	0	0	6	16.7
Jackson St.	11/14/2026	*	36:14	4-10	.400	4-8	.500	3-4	.750	0	3	3	2.3	2	0	3	0	1	15	16.3
Chattanooga	11/18/2026	*	35:50	6-13	.462	4-10	.400	2-2	1.000	0	2	2	2.2	2	3	2	0	1	18	16.6
at Wofford	11/21/2026	*	31:40	5-11	.455	2-7	.286	0-0	.000	0	2	2	2.2	5	1	4	0	1	12	15.8
Totals		**6**	**200:25**	**33-69**	**.478**	**24-55**	**.436**	**5-7**	**.714**	**1**	**12**	**13**	**2.2**	**17**	**10**	**16**	**0**	**4**	**95**	**15.8**

Player Averages

Games Played	Minutes/ game	Points/ game	FG Pct	3FG Pct	FT Pct	Rebounds/ game	Assists/ game	Turnovers/ game	Assist/Turnover ratio	Steals/ game	Blocks/ game
6	33.4	15.8	47.8	43.6	71.4	2.2	1.7	2.7	0.6	0.7	0.0

				Field Goals		3-Point		F-Throws		Rebounds									Scoring	
SEASON	TEAM	GP-GS	MIN/AVG	FG-FGA	FG%	3FG-3FGA	3FG%	FT-FTA	FT%	OFF	DEF	TOT	AVG	PF-FO	A	TO	BLK	STL	PTS	AVG
2025-26	GW	32-15	785/24.5	111-246	.451	71-165	.430	25-33	.758	7	55	62	1.9	55-2	25	52	1	13	318	9.9
2026-27	Win	6-6	200/33.4	33-69	.478	24-55	.436	5-7	.714	1	12	13	2.2	17-1	10	16	0	4	95	15.8
TOTAL FOR Win		**6-6**	**200/33.4**	**33-69**	**.478**	**24-55**	**.436**	**5-7**	**.714**	**1**	**12**	**13**	**2.2**	**17-1**	**10**	**16**	**0**	**4**	**95**	**15.8**
TOTAL		**38-21**	**985/25.9**	**144-315**	**.457**	**95-220**	**.432**	**30-40**	**.750**	**8**	**67**	**75**	**2.0**	**72-3**	**35**	**68**	**1**	**17**	**413**	**10.9**



#13 George Natsvlishvili

Forward / 6-8 / 205 / Sr.
Buford, Ga.
(Arkansas Tech)

EXTRA DRIBBLE

- Has missed the last two games with an injury
- Matched career-high of 19 points against Jackson St.
- Attempted career-high 19 free throws against Jackson St. (11-for-19)
- Spent the North Dakota game in foul trouble, finishing with six points and three rebounds
- Just missed a double-double with 16 points, nine rebounds vs. Queens
- After no fouls in 31 minutes against Queens, has spent last two games in foul trouble
- Made 34 appearances over the course of the season, starting in 14 games at North Dakota last season
- Averaged 8.0 points, 4.9 rebounds, 1.0 assists and 0.6 steals per game last season
- Scored in double figures 10 times for the Hawks
- Scored a season-high 19 points, with nine made free throws, against Oral Roberts on Jan. 1
- Had a 10 point and seven rebound performance in 25 minutes against Creighton on Nov. 19
- Collected a season-high 11 rebounds at South Dakota on Feb. 11
- Recorded 19 points and 10 rebounds against Montana on Dec. 6
- Secured 86 total rebounds, 42 in Summit League action, which ranked third in the conference.
- Knocked down the game winning free throw against St. Thomas in the Summit League Tournament semifinals on Mar. 7

CAREER HIGHS

Points	19	three times
Minutes	31	vs. Queens (11/2/26)
FGM	8	Crown (MN) (12/10/25)
FGA	15	Queens (11/2/26)
3PTFGM	1	three times
3PTFGA	2	five times
FTM	11	Jackson St. (11/14/26)
FTA	19	Jackson St. (11/14/26)
Rebounds	11	at South Dakota (2/11/26)
Assists	3	five times
Blocks	2	two times
Steals	4	Crown (MN) (12/10/25)
Turnovers	4	at North Dakota St. (2/28/26)

BIG SOUTH

Points	n/a
Minutes	n/a
FGM	n/a
FGA	n/a
3PTFGM	n/a
3PTFGAs	n/a
FTM	n/a
FTA	n/a
Rebounds	n/a
Assists	n/a
Blocks	n/a
Steals	n/a
Turnovers	n/a

#13 NATSVLISHVILI, George

				Total		3-Pointers		Free throws		Rebounds										
Opponent	Date	GS	MIN	FG-FGA	PCT	3FG-3FGA	PCT	FT-FTA	PCT	OFF	DEF	TOT	AVG	PF	A	TO	BLK	STL	PTS	AVG
vs Queens (NC)	11/02/2026	*	30:39	7-15	.467	0-0	.000	2-3	.667	5	4	9	9.0	0	3	0	1	0	16	16.0
North Dakota	11/07/2026	*	12:29	3-3	1.000	0-0	.000	0-0	.000	2	1	3	6.0	4	1	2	0	1	6	11.0
at Kennesaw St.	11/10/2026	*	20:50	3-9	.333	0-0	.000	2-3	.667	0	3	3	5.0	5	1	3	0	2	8	10.0
Jackson St.	11/14/2026	*	27:29	4-9	.444	0-0	.000	11-19	.579	4	4	8	5.8	4	2	1	0	1	19	12.3
Totals		**4**	**91:26**	**17-36**	**.472**	**0-0**	**.000**	**15-25**	**.600**	**11**	**12**	**23**	**5.8**	**13**	**7**	**6**	**1**	**4**	**49**	**12.3**

Player Averages

Games Played	Minutes/ game	Points/ game	FG Pct	3FG Pct	FT Pct	Rebounds/ game	Assists/ game	Turnovers/ game	Assist/Turnover ratio	Steals/ game	Blocks/ game
4	22.9	12.3	47.2	0.0	60.0	5.8	1.8	1.5	1.2	1.0	0.3

				Field Goals		3-Point		F-Throws		Rebounds									Scoring	
SEASON	TEAM	GP-GS	MIN/AVG	FG-FGA	FG%	3FG-3FGA	3FG%	FT-FTA	FT%	OFF	DEF	TOT	AVG	PF-FO	A	TO	BLK	STL	PTS	AVG
2024-25	UND	21-0	166/7.9	21-52	.404	2-18	.111	4-10	.400	21	23	44	2.1	17-0	6	10	1	5	48	2.3
2025-26	UND	34-14	654/19.2	101-194	.521	1-5	.200	69-121	.570	86	81	167	4.9	92-1	35	37	7	21	272	8.0
2026-27	Win	4-4	91/22.9	17-36	.472	0-0	.000	15-25	.600	11	12	23	5.8	13-1	7	6	1	4	49	12.3
TOTAL FOR Win		**4-4**	**91/22.9**	**17-36**	**.472**	**0-0**	**.000**	**15-25**	**.600**	**11**	**12**	**23**	**5.8**	**13-1**	**7**	**6**	**1**	**4**	**49**	**12.3**
TOTAL		**59-18**	**912/15.5**	**139-282**	**.493**	**3-23**	**.130**	**88-156**	**.564**	**118**	**116**	**234**	**4.0**	**122-2**	**48**	**53**	**9**	**30**	**369**	**6.3**



#21
Tai Hamilton

Forward / 6-10 / 200 / Sr.
Charlotte, N.C.
(William & Mary)

EXTRA DRIBBLE

- Solid game off the bench at Wofford with six points, three rebounds
- Made first start of the season and career vs. UTC
- Came off the bench for a season-high 16 minutes, finishing with three points, two rebdounds and two blocks against North Dakota
- Played double-figure minutes for the first time in conference play as he had four points, five rebounds vs. PC
- Recorded second career double-double, tying a career-best 10 points and pulling down a career-high 11 rebounds vs. Toccoa Falls (2025)
- Also set a career-high with five blocks, the first Eagle with five or more blocks since Nov. 17, 2018 (Josh Ferguson - 5)
- Transfered from William & Mary where he played in 26 games as a freshman
- Ranked 14th in the Coastal Athletic Association in blocks per game (nearly one per game - .85)
- Only played two years of high school basketball
- Selected for Queen City All-Star Game in 2023
- Led state of North Carolina with 4.6 blocks per game in 2021-22
- Played AAU for ACE Elite in 2021 and 2022

CAREER HIGHS

Points	10	three times
Minutes	23	two times
FGM	5	Toccoa Falls (12/9/25)
FGA	6	Toccoa Falls (12/9/25)
3PTFGM	n/a	
3PTFGA	n/a	
FTM	4	three times
FTA	6	Piedmont (11/4/24)
Rebounds	11	Toccoa Falls (12/9/25)
Assists	2	three times
Blocks	5	Toccoa Falls (12/9/25)
Steals	3	Delaware (2/1/24)
Turnovers	3	four times

BIG SOUTH

Points	4	three times
Minutes	18	Charleston Southern (1/15/25)
FGM	2	Presbyterian (2/28/26)
FGA	5	Presbyterian (2/28/26)
3PTFGM	n/a	
3PTFGAs	n/a	
FTM	2	two times
FTA	4	Charleston Southern (1/7/26)
Rebounds	6	Charleston Southern (1/15/25)
Assists	n/a	
Blocks	2	at Gardner-Webb (1/8/25)
Steals	2	at Radford (1/4/25)
Turnovers	2	Charleston Southern (1/7/26)

#21 HAMILTON, Tai

				Total		3-Pointers		Free throws		Rebounds									
Opponent	Date	GS	MIN	FG-FGA	PCT	3FG-3FGA	PCT	FT-FTA	PCT	OFF	DEF	TOT	AVG	PF	A	TO	BLK	STL	PTS	AVG
vs Queens (NC)	11/02/2026		01:44	0-0	.000	0-0	.000	0-0	.000	0	1	1	1.0	0	0	0	0	0	0	0.0
North Dakota	11/07/2026		16:13	0-0	.000	0-0	.000	3-6	.500	1	1	2	1.5	2	0	2	2	0	3	1.5
at Kennesaw St.	11/10/2026		08:09	0-1	.000	0-0	.000	2-4	.500	0	1	1	1.3	1	0	0	0	1	2	1.7
Jackson St.	11/14/2026		07:12	0-1	.000	0-0	.000	0-0	.000	0	2	2	1.5	3	0	0	1	0	0	1.3
Chattanooga	11/18/2026	*	18:59	2-3	.667	0-0	.000	1-2	.500	0	2	2	1.6	2	0	0	0	1	5	2.0
at Wofford	11/21/2026		19:15	3-4	.750	0-0	.000	0-1	.000	2	1	3	1.8	4	1	1	0	1	6	2.7
Totals		**1**	**71:33**	**5-9**	**.556**	**0-0**	**.000**	**6-13**	**.462**	**3**	**8**	**11**	**1.8**	**12**	**1**	**3**	**3**	**3**	**16**	**2.7**

Player Averages

Games Played	Minutes/ game	Points/ game	FG Pct	3FG Pct	FT Pct	Rebounds/ game	Assists/ game	Turnovers/ game	Assist/Turnover ratio	Steals/ game	Blocks/ game
6	11.9	2.7	55.6	0.0	46.2	1.8	0.2	0.5	0.3	0.5	0.5

				Field Goals		3-Point		F-Throws		Rebounds									Scoring	
SEASON	TEAM	GP-GS	MIN/AVG	FG-FGA	FG%	3FG-3FGA	3FG%	FT-FTA	FT%	OFF	DEF	TOT	AVG	PF-FO	A	TO	BLK	STL	PTS	AVG
2023-24	W&M	26-0	316/12.2	16-28	.571	0-0	.000	6-23	.261	25	55	80	3.1	64-4	6	18	22	13	38	1.5
2024-25	Win	28-0	220/7.9	18-37	.486	0-0	.000	18-32	.563	31	38	69	2.5	48-2	4	13	22	11	54	1.9
2025-26	Win	21-0	162/7.7	20-33	.606	0-0	.000	12-22	.545	25	38	63	3.0	35-0	7	14	14	5	52	2.5
2026-27	Win	6-1	72/11.9	5-9	.556	0-0	.000	6-13	.462	3	8	11	1.8	12-0	1	3	3	3	16	2.7
TOTAL FOR Win		**55-1**	**453/8.2**	**43-79**	**.544**	**0-0**	**.000**	**36-67**	**.537**	**59**	**84**	**143**	**2.6**	**95-2**	**12**	**30**	**39**	**19**	**122**	**2.2**
TOTAL		**81-1**	**770/9.5**	**59-107**	**.551**	**0-0**	**.000**	**42-90**	**.467**	**84**	**139**	**223**	**2.8**	**159-6**	**18**	**48**	**61**	**32**	**160**	**2.0**



#22
Henry Harrison

Guard / 5-11 / 175 / Jr.
Lewisburg, Pa.
(Lewisburg H.S.)

EXTRA DRIBBLE

- Scored first points of the season vs. Toccoa Falls
- Drilled his only shot vs. Clinton with a right wing three
- Saw first action of the season vs. Mercer with three minutes
- Saw action in seven games in each of his first two seasons
- Made all of his three-point attempts (3-for-3) as a freshman
- Had a season-high four minutes vs. Brevard/vs. Toccoa Falls
- Lettered in soccer (4 yrs.) and basketball (3 yrs.) at Lewisburg H.S.
- Was team captain in 2023 and named to First Team All-Conference

CAREER HIGHS

Points	3	three times
Minutes	4	two times
FGM	1	five times
FGA	3	Piedmont (11/4/24)
3PTFGM	1	three times
3PTFGA	2	three times
FTM	n/a	
FTA	n/a	
Rebounds	1	at Charleston Southern (2/5/25)
Assists	1	Bob Jones (11/28/23)
Blocks	n/a	
Steals	1	Charleston Southern (2/7/24)
Turnovers	2	Mercer (11/15/25)

BIG SOUTH

Points	n/a	
Minutes	2	at Charleston Southern (1/24/24)
FGM	n/a	
FGA	n/a	
3PTFGM	n/a	
3PTFGAs	n/a	
FTM	n/a	
FTA	n/a	
Rebounds	1	at Charleston Southern (2/5/25)
Assists	n/a	
Blocks	n/a	
Steals	1	Charleston Southern (2/7/24)
Turnovers	n/a	

HARRISON, Henry

				Field Goals		3-Point		F-Throws		Rebounds									Scoring	
SEASON	TEAM	GP-GS	MIN/AVG	FG-FGA	FG%	3FG-3FGA	3FG%	FT-FTA	FT%	OFF	DEF	TOT	AVG	PF-FO	A	TO	BLK	STL	PTS	AVG
2023-24	Win	7-0	16/2.3	3-3	1.000	3-3	1.000	0-0	.000	0	0	0	0.0	0-0	1	3	0	1	9	1.3
2024-25	Win	7-0	14/2.0	1-7	.143	0-6	.000	0-0	.000	0	1	1	0.1	1-0	1	0	0	0	2	0.3
2025-26	Win	8-0	15/1.9	2-5	.400	1-3	.333	0-0	.000	0	0	0	0.0	2-0	1	3	0	0	5	0.6
TOTAL		**22-0**	**45/2.1**	**6-15**	**.400**	**4-12**	**.333**	**0-0**	**.000**	**0**	**1**	**1**	**0.0**	**3-0**	**3**	**6**	**0**	**1**	**16**	**0.7**



#25 Seifeldin Hendawy

Guard / 6-8 / 200 / Jr.
Cairo, Egypt
(Loyola Chicago)

EXTRA DRIBBLE

- Spent UTC game in foul trouble, only seeing 15 minutes and finishing with no points and one rebound
- Posted a double-double of a career-high 26 points and career-best 16 rebounds vs. Jackson St.
- Back-to-back games with 20 or more as he scored 22 points at Kennesaw St./Jackson St.
- Knocked down a career-best 10 free throws (10-of-12) at Kennesaw St.
- Hauled in a career-high 10 rebounds against North Dakota
- Chipped in with nine points, eight rebounds and just missing out on a double-double in the opener vs. Queens
- Had five games with three and 10 multi-assist games last year
- Came off the bench for a career-high 14 points at High Point
- Had five points to go along with three rebounds and an assist in his Eagle debut
- Transfer from Loyola Chicago where he played in 16 games as a freshman (4.4 minutes per game)
- Four star recruit per On3, ranking 67th nationally
- Three start recruit per 247 sports and a Top-35 small forward
- Helped Egypt clinch the 2021 FIBA U16 African Championship

CAREER HIGHS

Points	26	Jackson St. (11/14/26)
Minutes	33	Jackson St. (11/14/26)
FGM	8	Jackson St. (11/14/26)
FGA	17	Jackson St. (11/14/26)
3PTFGM	3	at Jackson St. (11/23/25)
3PTFGA	6	two times
FTM	10	at Kennesaw St. (11/10/26)
FTA	13	Jackson St. (11/14/26)
Rebounds	16	Jackson St. (11/14/26)
Assists	4	two times
Blocks	2	two times
Steals	3	two times
Turnovers	3	four times

BIG SOUTH

Points	14	at High Point (2/21/26)
Minutes	24	at High Point (2/21/26)
FGM	5	at High Point (2/21/26)
FGA	11	at High Point (2/21/26)
3PTFGM	2	UNC Asheville (1/31/26)
3PTFGAs	4	UNC Asheville (1/31/26)
FTM	7	at Gardner-Webb (2/12/26)
FTA	7	at Gardner-Webb (2/12/26)
Rebounds	7	two times
Assists	3	at Radford (2/4/26)
Blocks	1	three times
Steals	3	at Presbyterian (1/24/26)
Turnovers	2	four times

#25 HENDAWY, Seifeldin

				Total		3-Pointers		Free throws		Rebounds										
Opponent	Date	GS	MIN	FG-FGA	PCT	3FG-3FGA	PCT	FT-FTA	PCT	OFF	DEF	TOT	AVG	PF	A	TO	BLK	STL	PTS	AVG
vs Queens (NC)	11/02/2026	*	26:20	4-9	.444	1-2	.500	0-2	.000	2	6	8	8.0	3	4	0	0	1	9	9.0
North Dakota	11/07/2026	*	28:21	2-8	.250	0-4	.000	2-4	.500	2	8	10	9.0	5	4	2	0	0	6	7.5
at Kennesaw St.	11/10/2026	*	31:39	6-11	.545	0-3	.000	10-12	.833	2	5	7	8.3	1	0	3	0	0	22	12.3
Jackson St.	11/14/2026	*	32:51	8-17	.471	2-6	.333	8-13	.615	3	13	16	10.3	5	2	1	0	1	26	15.8
Chattanooga	11/18/2026	*	15:15	0-3	.000	0-0	.000	0-0	.000	1	0	1	8.4	4	2	3	0	1	0	12.6
at Wofford	11/21/2026	*	25:52	1-7	.143	1-2	.500	4-6	.667	0	5	5	7.8	0	2	1	1	3	7	11.7
Totals		**6**	**160:18**	**21-55**	**.382**	**4-17**	**.235**	**24-37**	**.649**	**10**	**37**	**47**	**7.8**	**18**	**14**	**10**	**1**	**6**	**70**	**11.7**

Player Averages

Games Played	Minutes/ game	Points/ game	FG Pct	3FG Pct	FT Pct	Rebounds/ game	Assists/ game	Turnovers/ game	Assist/Turnover ratio	Steals/ game	Blocks/ game
6	26.7	11.7	38.2	23.5	64.9	7.8	2.3	1.7	1.4	1.0	0.2

				Field Goals		3-Point		F-Throws		Rebounds									Scoring	
SEASON	TEAM	GP-GS	MIN/AVG	FG-FGA	FG%	3FG-3FGA	3FG%	FT-FTA	FT%	OFF	DEF	TOT	AVG	PF-FO	A	TO	BLK	STL	PTS	AVG
2024-25	Loyola	16-0	71/4.4	5-17	.294	1-6	.167	3-4	.750	0	6	6	0.4	7-0	4	9	2	4	14	0.9
2025-26	Win	34-2	558/16.4	60-168	.357	13-65	.200	62-79	.785	39	104	143	4.2	57-2	38	34	12	11	195	5.7
2026-27	Win	6-6	160/26.7	21-55	.382	4-17	.235	24-37	.649	10	37	47	7.8	18-2	14	10	1	6	70	11.7
TOTAL FOR Win		**40-8**	**718/17.9**	**81-223**	**.363**	**17-82**	**.207**	**86-116**	**.741**	**49**	**141**	**190**	**4.8**	**75-4**	**52**	**44**	**13**	**17**	**265**	**6.6**
TOTAL		**56-8**	**789/14.1**	**86-240**	**.358**	**18-88**	**.205**	**89-120**	**.742**	**49**	**147**	**196**	**3.5**	**82-4**	**56**	**53**	**15**	**21**	**279**	**5.0**



#45 Keshawn Fisher

Guard/Forward / 6-7 / 200 / So.
Detroit, Mich.
(Detroit Mercy)

EXTRA DRIBBLE

- In double-figures 5-of-6 games after his second 30-point game at Wofford (31)
- Is only the second Eagle in program history to score 30 or more points twice in the first six games of a season (Winthrop Hall of Famer Charles Brunson did it in 1980-81)
- Scored 27 points at Kennesaw St., 22 of which came in the second half (Second game this season with 22 second half points)
- Managed 15 points vs. North Dakota despite spending the game in foul trouble
- Opened the season with a career-high 32 points in his debut with the Eagles
- Most points scored in a season-opener since D.J. Burns Jr. scored 30 in the 2021-22 opener
- Was an impressive 12-of-15 from the field, 5-for-8 behind the arc
- Also had a career-high four blocks vs. Queens
- Averaged 5.5 points and 2.2 rebounds per game in 20 appearances last season
- Shot 43.3 percent from the floor and 82.4 percent from the free throw line
- Scored in double figures six times
- Posted 15 points, seven rebounds, three assists, two blocks and a steal at Youngstown State
- Racked up a season-high nine rebounds at IPFW
- Scored 14 points, two rebounds, two assists and two steals against Cleary
- Had seven points, seven rebounds, and two assists at Notre Dame

CAREER HIGHS

Points	32	vs. Queens (11/2/26)
Minutes	35	vs. Queens (11/2/26)
FGM	12	two times
FGA	22	at Wofford (11/21/26)
3PTFGM	5	vs. Queens (11/2/26)
3PTFGA	8	vs. Queens (11/2/26)
FTM	8	at Kennesaw St. (11/10/26)
FTA	12	at Kennesaw St. (11/10/26)
Rebounds	9	at IPFW (12/14/25)
Assists	4	two times
Blocks	4	vs. Queens (11/2/26)
Steals	5	at Wofford (11/21/26)
Turnovers	4	UTC (11/18/26)

BIG SOUTH

Points	n/a
Minutes	n/a
FGM	n/a
FGA	n/a
3PTFGM	n/a
3PTFGAs	n/a
FTM	n/a
FTA	n/a
Rebounds	n/a
Assists	n/a
Blocks	n/a
Steals	n/a
Turnovers	n/a

#45 FISHER, Keshawn

				Total		3-Pointers		Free throws		Rebounds										
Opponent	Date	GS	MIN	FG-FGA	PCT	3FG-3FGA	PCT	FT-FTA	PCT	OFF	DEF	TOT	AVG	PF	A	TO	BLK	STL	PTS	AVG
vs Queens (NC)	11/02/2026	*	34:56	12-15	.800	5-8	.625	3-4	.750	1	5	6	6.0	3	2	3	4	2	32	32.0
North Dakota	11/07/2026	*	24:30	5-10	.500	2-5	.400	3-4	.750	1	4	5	5.5	4	2	1	0	3	15	23.5
at Kennesaw St.	11/10/2026	*	30:38	8-12	.667	3-5	.600	8-12	.667	0	4	4	5.0	2	3	1	1	0	27	24.7
Jackson St.	11/14/2026	*	28:16	1-5	.200	0-4	.000	3-5	.600	2	0	2	4.3	3	4	3	0	1	5	19.8
Chattanooga	11/18/2026		30:14	4-11	.364	0-3	.000	4-6	.667	2	6	8	5.0	1	2	4	1	3	12	18.2
at Wofford	11/21/2026	*	31:32	12-22	.545	3-7	.429	4-6	.667	1	3	4	4.8	4	4	3	1	5	31	20.3
Totals		**5**	**180:06**	**42-75**	**.560**	**13-32**	**.406**	**25-37**	**.676**	**7**	**22**	**29**	**4.8**	**17**	**17**	**15**	**7**	**14**	**122**	**20.3**

Player Averages

Games Played	Minutes/ game	Points/ game	FG Pct	3FG Pct	FT Pct	Rebounds/ game	Assists/ game	Turnovers/ game	Assist/Turnover ratio	Steals/ game	Blocks/ game
6	30.0	20.3	56.0	40.6	67.6	4.8	2.8	2.5	1.1	2.3	1.2

				Field Goals		3-Point		F-Throws		Rebounds									Scoring	
SEASON	TEAM	GP-GS	MIN/AVG	FG-FGA	FG%	3FG-3FGA	3FG%	FT-FTA	FT%	OFF	DEF	TOT	AVG	PF-FO	A	TO	BLK	STL	PTS	AVG
2025-26	UDM	20-1	230/11.5	42-97	.433	11-40	.275	14-17	.824	13	31	44	2.2	30-0	16	23	7	10	109	5.5
2026-27	Win	6-5	180/30.0	42-75	.560	13-32	.406	25-37	.676	7	22	29	4.8	17-0	17	15	7	14	122	20.3
TOTAL FOR Win		**6-5**	**180/30.0**	**42-75**	**.560**	**13-32**	**.406**	**25-37**	**.676**	**7**	**22**	**29**	**4.8**	**17-0**	**17**	**15**	**7**	**14**	**122**	**20.3**
TOTAL		**26-6**	**410/15.8**	**84-172**	**.488**	**24-72**	**.333**	**39-54**	**.722**	**20**	**53**	**73**	**2.8**	**47-0**	**33**	**38**	**14**	**24**	**231**	**8.9**